

基本信息 PRODUCT BASIC



说明书
Manual



键盘拔键器
Switch and Keycap Puller



键盘
Keyboard



数据线
USB Type-C cable



布局
Layout



机械轴
Mechanical Switches

尺寸 Size 405.5x141.5x40.5mm (15.97x5.57x1.59in)
背光 Backlight RGB
版本 Version USB/2.4G/BT
键位 Layout 101 Keys
机械轴 Mechanical Switches

BT连接 BT CONNECTION



拨动开关至B位置
Toggle switch to B position

回连模式 Linking



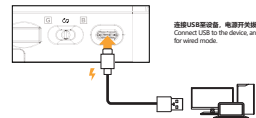
短按FN+Q/W/E至BT模式。
Short press FN+Q/W/E to change BT channel.

配对模式 Pairing



长按FN+Q/W/E进入配对模式。
Long press FN+Q/W/E to enter pairing mode.

有线模式 WIRED CONNECTION



连接USB设备，电源开关拨至中间位置为有线模式。
Connect USB to the device, and unplug the power switch to the middle position for wired mode.

2.4G连接 2.4G MODE



拨动开关至G位置，切换至2.4G模式。
Toggle the switch to G position to switch to 2.4G mode.

配对模式 Pairing



长按FN+P键
Long press FN+P to match the code

温馨提示：设备在出厂时已配对，因此无需再次配对。
Friendly reminder: The devices are already paired at the factory, so there is no need to pair them again.

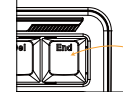
指示灯 INDICATOR LAMP

NUM: Num Lock CAP: CAP: Caps Lock

CHG: 充电红光常亮，充满熄灭，低电量红光闪烁
Charging red light always on, full off, low battery red light flashing

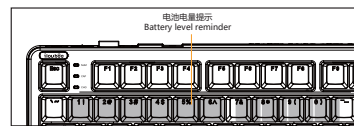
Win Lock 按键亮白光
Win Lock button white light

旋钮功能 KNOB FUNCTION



热键旋钮(按钮可替换为旋钮)
Hot-swap knob (knobs replaces End key)
旋钮：音量+
Checkmark Volume +
旋钮：音量-
Checkmark Volume -
旋钮：静音
Press: Mute

电池电量提示 BATTERY LEVEL REMINDER



在无线模式FN+Enter查看电池电量
In BT and 2.4G mode, Press and hold FN+ENTER to view the battery level indicator

比如 For example:

背光指示灯亮起约10%的电量
The backlight of the "1" key is illuminated, indicating that the keyboard's current battery level is at 10%.

背光同时亮，表示此时电量20%的电量
The "1" and "2" keys are both illuminated, indicating that the keyboard's current battery level is at 20%.

以此类推 Similarly

背光同时亮，表示此时电量100%
When the backlighting illuminates from "1" to "0" simultaneously, it indicates that the keyboard battery is at 100% charge.

自定义背光录制 CUSTOM BACKLIGHT SET

Fn + 2P / 不可自定义 Non-customizable

Fn + 1!

Fn + Home

重复按键可以改变背光颜色
Repeat key presses can change backlight colors

Fn + Home

第二组合功能键 SECONDARY COMBINATION FUNCTION KEYS

Fn + Del End
Fn + Esc Pause
Fn + Win Win Lock

Fn + A 切换至Windows系统
Switch to windows system

Fn + S 切换至Mac系统
Switch to mac system

Fn + Win 按住3秒不放，恢复出厂设置
Press and hold for three seconds to restore factory settings

背光控制 BACKLIGHT CONTROL

Fn + Up 背光亮度+
Backlight Brightness+

Fn + Down 背光亮度-
Backlight Brightness-

Fn + Left 背光速度+
Backlight Speed+

Fn + Right 背光速度-
Backlight Speed-

Fn + Back 打开/关闭背光和侧灯
Turn on/off backlight and side lights

Fn + Ins 侧灯光颜色切换
Side light color switching

多媒体功能 MULTIMEDIA KEYS

Windows模式下 (Fn+A: 切换到Windows系统)
Windows system(Fn + A: switch to Windows system)

Fn + F1 计算机
Computer

Fn + F2 浏览器
Browser

Fn + F3 邮件
Mailbox

Fn + F4 计算器
Calculator

Fn + F5 播放器
Player

Fn + F6 键盘背光亮度+
Keyboard Backlight Brightness+

Fn + F7 上一首
Last Song

Fn + F8 播放/暂停
Play/Pause

Fn + F9 下一首
Next Song

Fn + F10 静音
Mute

Fn + F11 音量+
Volume+

Fn + F12 音量-
Volume-

Mac模式下 (Fn+S: 切换到Mac系统)
MAC system(Fn + S: switch to Mac system)

Fn + F4 计算器
Calculator

Fn + F5 播放器
Player

Fn + F6 键盘背光亮度+
Keyboard Backlight Brightness+

Fn + F7 上一首
Last Song

Fn + F8 播放/暂停
Play/Pause

Fn + F9 下一首
Next Song

Fn + F10 静音
Mute

Fn + F11 音量+
Volume+

Fn + F12 音量-
Volume-

FCC WARNING

This device complies with part 15 of the FCC Rules. Operation is subject to the following two conditions:
(1) This device may not cause harmful interference.
(2) This device must accept any interference, including interference that may cause undesired operation of the device.
Note: This equipment has been tested and found to comply with the limits for a Class B digital device, pursuant to part 15 of the FCC Rules. These limits are designed to provide reasonable protection against harmful interference in a residential installation. This equipment generates uses and can radiate radio-frequency energy and, if not installed and used in accordance with the instructions, may cause harmful interference to radio communications. However, there is no guarantee that interference will not occur in a particular installation.
If this equipment does cause harmful interference to radio or television reception, which can be determined by turning the equipment off and on, the user is encouraged to try to correct the interference by one or more of the following measures:
1. Reorient or relocate the receiving antenna.
2. Increase the separation between the equipment and receiver.
3. Connect the equipment into an outlet on a circuit different from that to which the receiver is connected.
4. Consult the dealer or an experienced radio/TV technician for help.
The device has been evaluated to meet general RF exposure requirements. The device can be used in portable exposure condition without restriction.

WHEN USING A KEYBOARD

1. Maintain proper posture and avoid excessive force on the keys.
 2. Take regular breaks to prevent hand fatigue.
 3. Clean the keyboard regularly to remove dust and dirt.
 4. Avoid exposing the keyboard to liquids.
 5. Keep the keyboard in a suitable environment, free from extreme temperatures or humidity.
- Remember these tips for a comfortable and durable keyboard experience.

ISED STATEMENT

English: This device contains licence-exempt transmitter(s)/receiver(s) that comply with Innovation, Science and Economic Development Canada's licence-exempt RSS(s). Operation is subject to the following two conditions:
(1) This device may not cause interference.
(2) This device must accept any interference, including interference that may cause undesired operation of the device.
The digital apparatus complies with Canadian ICES-3 (B/NB-3(B)).
French: Cet appareil contient des émetteurs/récepteurs exempts de licence qui sont conformes aux RSS exemptés de licence d'Innovation, Sciences et Développement économique Canada.
L'exploitation est soumise aux deux conditions suivantes:
(1) Cet appareil ne doit pas provoquer d'interférences.
(2) Cet appareil doit accepter toute interférence, y compris les interférences susceptibles de provoquer un fonctionnement indésirable de l'appareil.
L'appareil numérique du clem conforme canadien peut - 3 (B) / rmb - 3 (B).
This equipment complies with ISED RF radiation exposure limits set forth for an uncontrolled environment. This transmitter must not be co-located or operating in conjunction with any other antenna or transmitter. Conformément aux limites d'exposition de rayonnement RF ISED établies pour un environnement non contrôlé. Cet émetteur ne doit pas être co-implanté ou fonctionner en conjonction avec toute autre antenne ou transmetteur.

BATTERIES

A warning that batteries (battery pack or batteries installed) shall not be exposed to excessive heat such as sunshine, fire or the light.
1) Replacement of a battery with an incorrect type that can defeat a safeguard.
2) Disposal of a battery into fire or a hot oven, or mechanically crushing or cutting of a battery, that can result in an explosion.
3) Leaving a battery in an extremely high temperature surrounding environment that can result in an explosion or the leakage of flammable liquid or gas.
4) A battery subjected to extremely low air pressure that may result in an explosion or the leakage of flammable liquid or gas.

www.iloubee.com
品牌方：广东金亿和投资有限公司
Brand Side: Guangdong He Yi Ci Investment Co., Ltd.
执行标准 (Implementation Standard): GB/T14081-2010
HE-017801-001