

English

Tracker User Manual

Model: DW001



Active 2-Year Warranty

Please send your order number to our WhatsApp / Email **within 7 days** after receiving the product to activate the warranty.

We will provide you **2-year** after-sales service.

Support free replacement of damaged products.
(No need to return damaged products)

Email: yyu334863@gmail.com
WhatsApp: +86 13437909784

Item Activation & Binding & Reset

1. Turn On

Short press the key once, accompanied by a power-on tone.

2. Turn Off


Press the button twice in succession, the third long press for at least 3 seconds, accompanied by a switch-off tone.

3. Reset

Press the key 4 times in quick succession, press and hold the key for the 5th time until you hear the tone "ringing" to complete the reset.



How to Connect




① Turn on the item



③ Click "Add Item"



⑤ Click "Connect" on DW001




② Open Apple's "Find My"



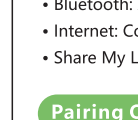
④ Select "Other Supported Items"



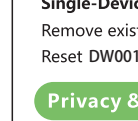
⑥ Finish



② Open Apple's "Find My"



④ Select "Other Supported Items"



⑥ Finish

Note:

1. Apple-Exclusive Compatibility

- ✓ iPhone/iPad with iOS/iPadOS 14.5+
- ✓ Apple Watch (latest watchOS)

✗ Android incompatible

2. Pre-Connection Checklist

- Bluetooth: Active
- Internet: Connected
- Share My Location: "Settings" App → Apple ID → Find My

Pairing Other Devices

Single-Device Limitation:

Remove existing pairing ("Remove Item" in Find My) → Reset DW001 → Connect new device

Privacy & Security Configuration

1. Anti-Tracking Alerts & Protection

(1) Trigger Scenario

When unpaired devices detect an unknown DW001 moving with you for 3–6+ hours

(2) Response Protocol

① iPhone displays "DW001 Found Moving With You" alert → Tap "View Details"

② Tap "Items Detected With You"

③ Activate "Sound Playing" → Locate tag via distinct chime

⚠ If malicious: Remove battery + give a warning

2. Temporary Alert Deactivation

① Tap " DW001 Found Moving With You" alert notification message

② Tap "Pause Tracking Notifications "

③ Tap "Pause for Today"

Legal Notice

Use of the Works with Apple badge means that a product has been designed to work specifically with the technology

identified in the badge and has been certified by the product manufacturer to meet Apple Find My Network product specifications and requirements. Apple is not responsible for the operation of this device or use of this product or its compliance with safety and regulatory standards.

Apple, Apple Find My, Apple Watch, Find My, iPhone, iPad, iPadOs, Mac, macOS and watchOS are trademarks of Apple Inc, registered in the U.S. and other countries. IOS is a trademark or registered trademark of Cisco in the U.S. and other countries and is used under license.

Nanchang Canzheyu Technology Co.

PDF User's Manual

For more detailed guide steps, please download the instruction manual PDF on the link/contact the brand's customer service team to receive a detailed version of the instruction manual PDF.



FCC Warning

FCC STATEMENT :
This device complies with Part 15 of the FCC Rules. Operation is subject to the following two conditions:
(1) This device may not cause harmful interference, and
(2) This device must accept any interference received, including interference that may cause undesired operation.

Warning: Changes or modifications not expressly approved by the party responsible for compliance could void the user's authority to operate the equipment.

NOTE: This equipment has been tested and found to comply with the limits for a Class B digital device, pursuant to Part 15 of the FCC Rules. These limits are designed to provide reasonable protection against harmful interference in a residential installation. This equipment generates uses and can radiate radio frequency energy and, if not installed and used in accordance with the instructions, may cause harmful interference to radio communications. However, there is no guarantee that interference will not occur in a particular installation.

If this equipment does cause harmful interference to radio or television reception, which can be determined by turning the equipment off and on, the user is encouraged to try to correct the interference by one or more of the following measures:

Reorient or relocate the receiving antenna.
Increase the separation between the equipment and receiver.
Connect the equipment into an outlet on a circuit different from that to which the receiver is connected.
Consult the dealer or an experienced radio/TV technician for help.

RF warning statement:
The device has been evaluated to meet general RF exposure requirement. The device can be used in portable exposure condition without restriction.



Made in China

a) The statement "Remove and immediately recycle or dispose of used batteries according to local regulations and keep away from children. Do NOT dispose of batteries in household trash or incinerate.

b) The statement "Even used batteries may cause severe injury or death

c) The statement "Call a local poison control center for treatment information."

d) A statement indicating the compatible battery type (e.g., LR44, CR2032)

e) A statement indicating the nominal battery voltage.

f) The statement "Non-rechargeable batteries are not to be recharged.

g) The statement "Do not force discharge, recharge, disassemble, heat above (manufacturer's specified temperature rating) or incinerate. Doing so may result in injury due to venting, leakage or explosion resulting in chemical burns."