



## 8. SETUP PHOTOS

### ANTENNA PORT CONDUCTED POWR MEASUREMENT SETUP




**RADIATED RF MEASUREMENT SETUP**




BACK PHOTO



**POWERLINE CONDUCTED EMISSIONS MEASUREMENT SETUP**



LINE CONDUCTED BACK PHOTO



**END OF REPORT**