



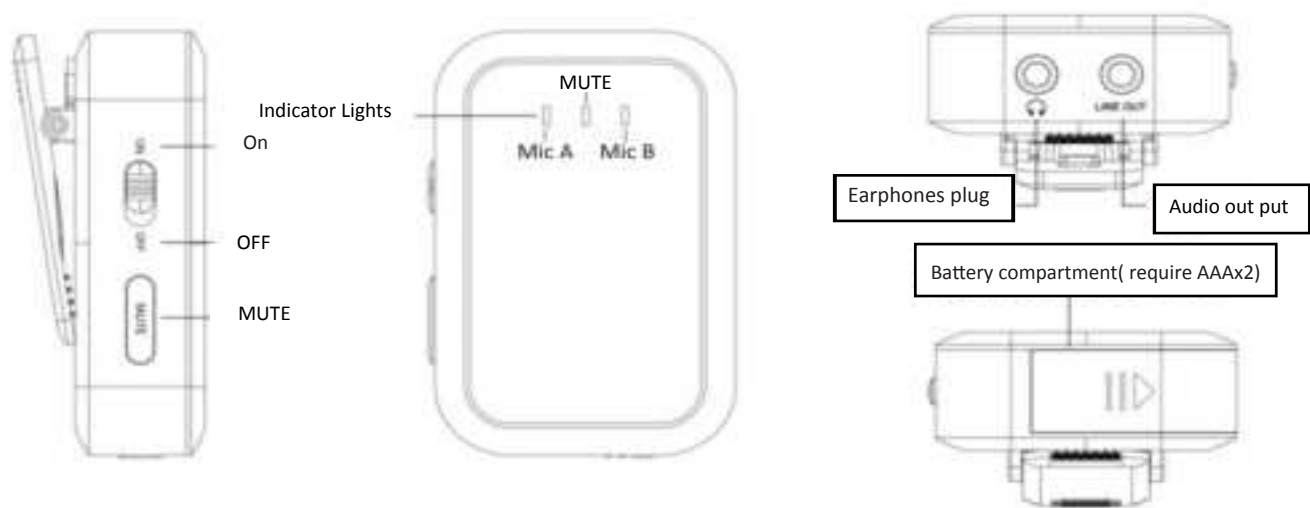
WIRELESS MICROPHONE SYSTEM

Sistema de micrófonos inalámbricos

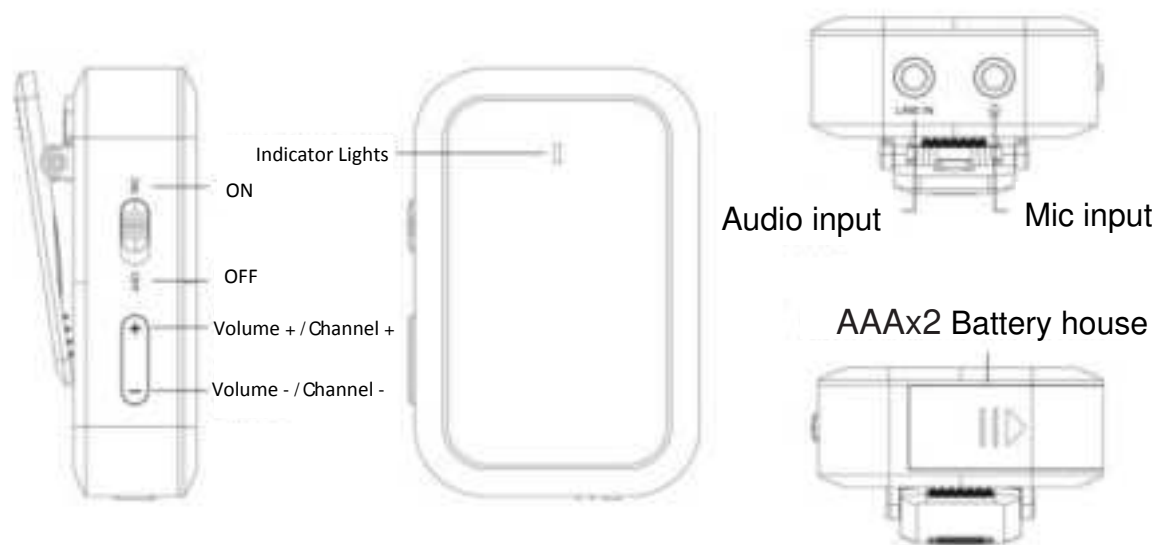
MODELO 3301584



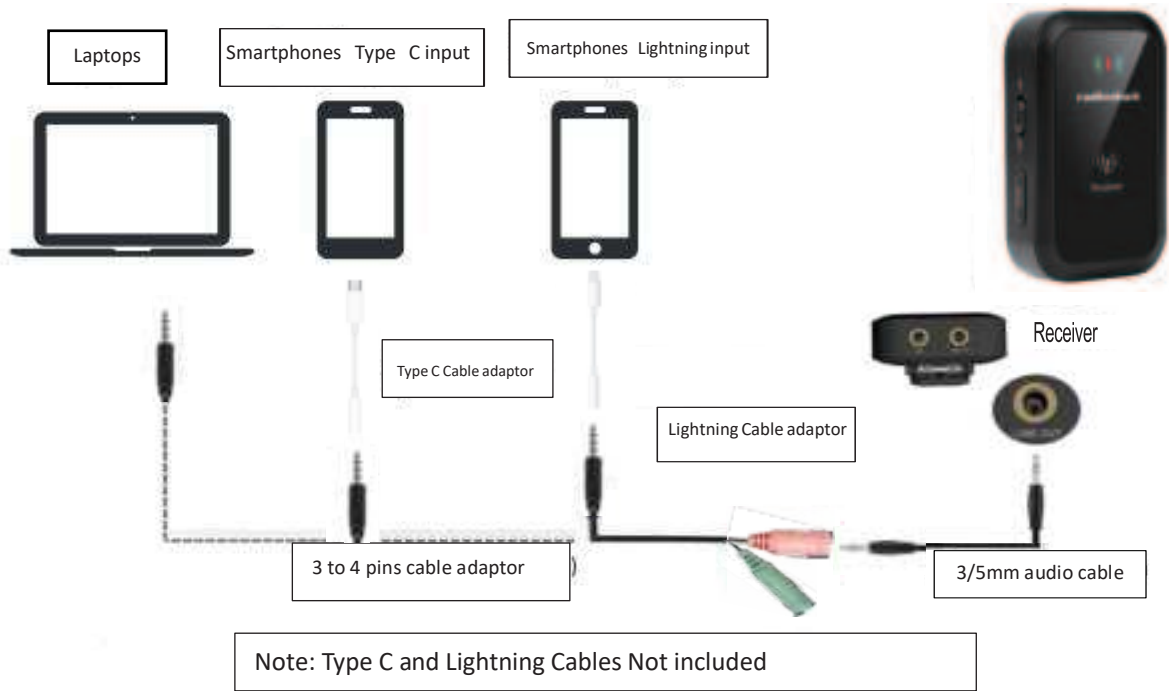
Receptor




Transmisior



Connection diagram



Desktops connecting



Headphone listening connecting



Camera connecting



Microphone & Transmitter connecting



*1 transmitter only support 1 device connecting, when LINE IN and microphone are both connected, transmitter will only recognize microphone input

Battery Housing



Transmitter function

(ON/OFF) : Switch ON to power on, switch OFF to power off

(+) : Short press to increase microphone gain (LED flash once),
long press to select channel up (LED flash 3 times).

Note: Long press invalid under frequency locking status

(-) : Short press to decrease microphone gain (LED flash once),
long press to select channel down(LED flash 3 times).

Note: Long press invalid under frequency locking status

Frequency locking: Press and hold 3 seconds (+) and (-) buttons at the same time to Lock/unLock frequency (LED flash 10 times).

LINE IN: 3.5mm interface for audio devices

MIC IN: 3.5mm interface for microphones

Battery compartment: for 2xAAA battery loading (Note: Do not reverse the Positive and Negative poles of batteries)

Status indication:

Transmitter A: Power on with Green led on, red led says the battery is low.

Transmitter B: Power on with Blue led on, red led says the battery is low.

Receiver function

(ON/OFF): Switch ON to power on, switch OFF to power off

Mute: Mute/unMute

Headphone listening: Connect your headphone, enjoy all experiences

Audio output: Connect your recording device

Battery compartment: for 2xAAA battery loading (Note: Do not reverse the Positive and Negative poles of batteries)

Status indication:

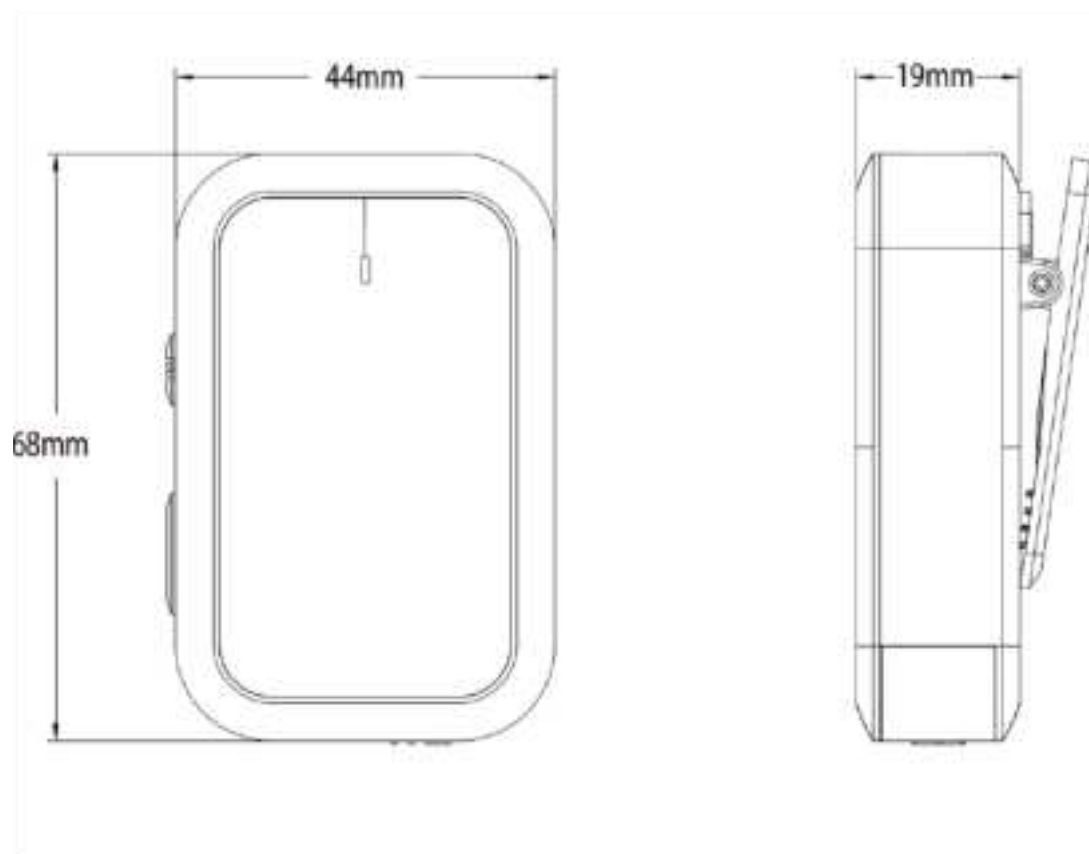
MIC A: Green led ON connected, led FLASH disconnected.

Mute: Red led ON for mute, led flash for low battery prompt

MIC B: Blue led ON connected, led FLASH disconnected.

NOTE: When interference is found in the use of one receiver to two transmitters, please press and hold +/- button to change frequency of any transmitter to avoid both transmitters at the same frequency in order to eliminate the interference!!!

Product dimensions



Product specifications

2xAAA batteries (not included) x 3 devices

Directivity: Cardioid

Sensitivity:-30dB±3dB

Output impedance:≥2.2K

Channel qty:20CH

Transmit power:≥10dB

Max Frequency Deviation: ±10KHZ

SNR:≥81dB

Transmit frequency of MIC A:594.390 ~ 599.520MHZ

Frequency response:80Hz-16kHz

Using distance: 30M (No barrier)

THD:≤0.1%

Transmit frequency of MIC B:599.790~604.920MHZ

Frequency response:80Hz-16kHz

Using distance: 30M (No barrier)

THD:≤0.1%

Package Content

3301584 Transmitter (TX)x2

3301584 Receiver(RX)x1

Lapel microphone x2

Hose microphone x2

3.5mm audio cable x2

3-pin to 4-pin adapter cable x1

Sponge pop filter x2

Furry pop filter x2

User manual x1

FCC Warning Statement

Changes or modifications not expressly approved by the party responsible for compliance could void the user's authority to operate the equipment. This equipment has been tested and found to comply with the limits for a Class B digital device, pursuant to Part 15 of the FCC Rules. These limits are designed to provide reasonable protection against harmful interference in a residential installation. This equipment generates uses and can radiate radio frequency energy and, if not installed and used in accordance with the instructions, may cause harmful interference to radio communications. However, there is no guarantee that interference will not occur in a particular installation. If this equipment does cause harmful interference to radio or television reception, which can be determined by turning the equipment off and on, the user is encouraged to try to correct the interference by one or more of the following measures:

- Reorient or relocate the receiving antenna.
- Increase the separation between the equipment and receiver.
- Connect the equipment into an outlet on a circuit different from that to which the receiver is connected.
- Consult the dealer or an experienced radio/TV technician for help.

This device complies with part 15 of the FCC Rules. Operation is subject to the following two conditions:

- (1) This device may not cause harmful interference, and
- (2) this device must accept any interference received, including interference that may cause undesired operation.

The device has been evaluated to meet general RF exposure requirement. The device can be used in portable exposure condition without restriction.