Appendix E

RF Test Data for 5.8GWIFI (Conducted Measurement)

Product Name: Tablet

Test Model: Puya

Environmental Conditions

Temperature:	23.8° C
Relative Humidity:	52.1%
ATM Pressure:	100.0 kPa
Test Engineer:	Paddi Chen
Supervised by:	Nick Peng

E.1 Min emission bandwidth

Test Result

TestMode	Antenna	Frequency[MHz]	6db EBW [MHz]	FL[MHz]	FH[MHz]	Limit[MHz]	Verdict
11A	Ant1	5745	16.320	5736.840	5753.160	0.5	PASS
		5785	16.320	5776.840	5793.160	0.5	PASS
		5825	16.360	5816.800	5833.160	0.5	PASS
11N20SISO	Ant1	5745	17.480	5736.240	5753.720	0.5	PASS
		5785	17.280	5776.200	5793.480	0.5	PASS
		5825	17.360	5816.400	5833.760	0.5	PASS
11N40SISO	Ant1	5755	35.280	5737.320	5772.600	0.5	PASS
		5795	35.840	5777.080	5812.920	0.5	PASS
11AC20SISO	Ant1	5745	17.200	5736.360	5753.560	0.5	PASS
		5785	17.400	5776.360	5793.760	0.5	PASS
		5825	17.240	5816.360	5833.600	0.5	PASS
11AC40SISO	Ant1	5755	35.280	5737.320	5772.600	0.5	PASS
		5795	35.680	5777.240	5812.920	0.5	PASS
11AC80SISO	Ant1	5775	75.520	5737.080	5812.600	0.5	PASS

Test Graphs

11A_Ant1_5745

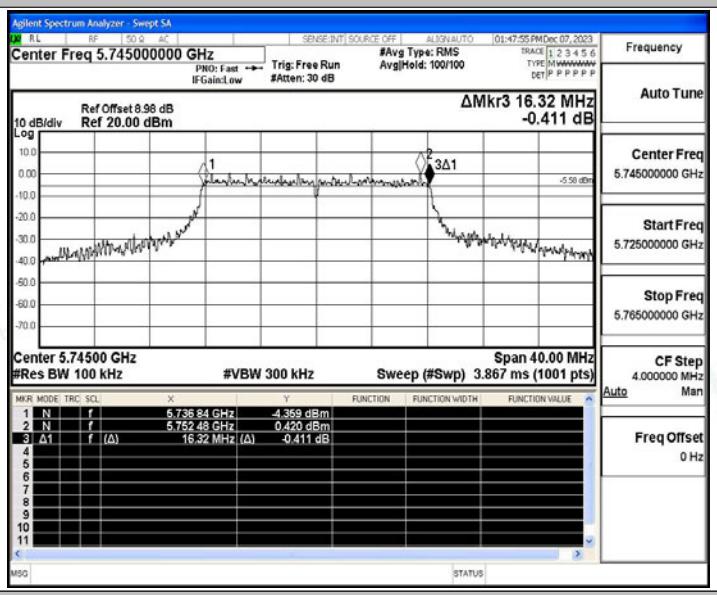

11A_Ant1_5785

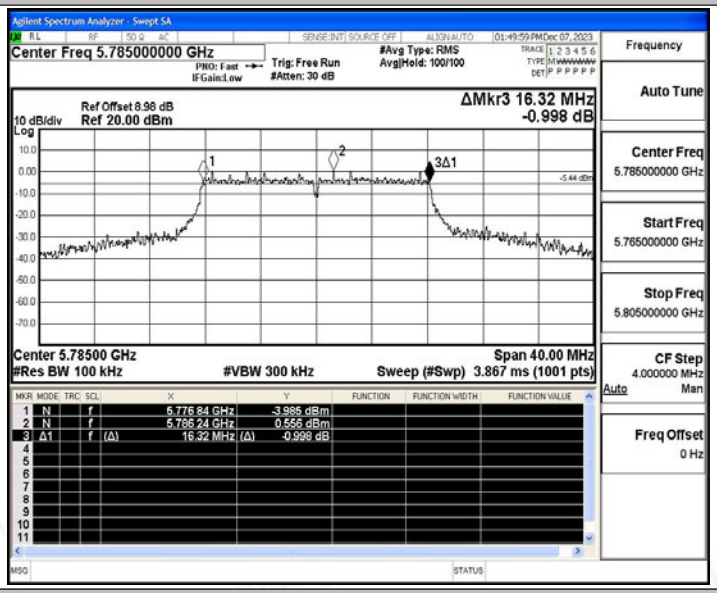

11A_Ant1_5825

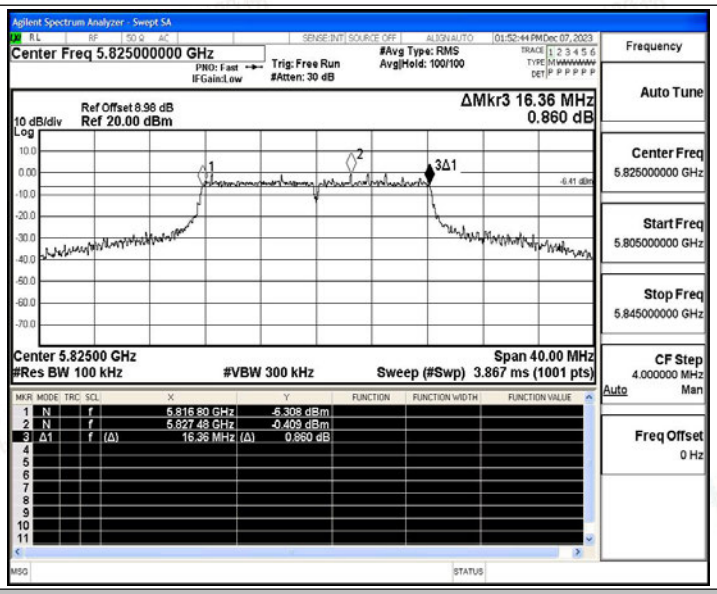

11N20SISO_Ant1_5745

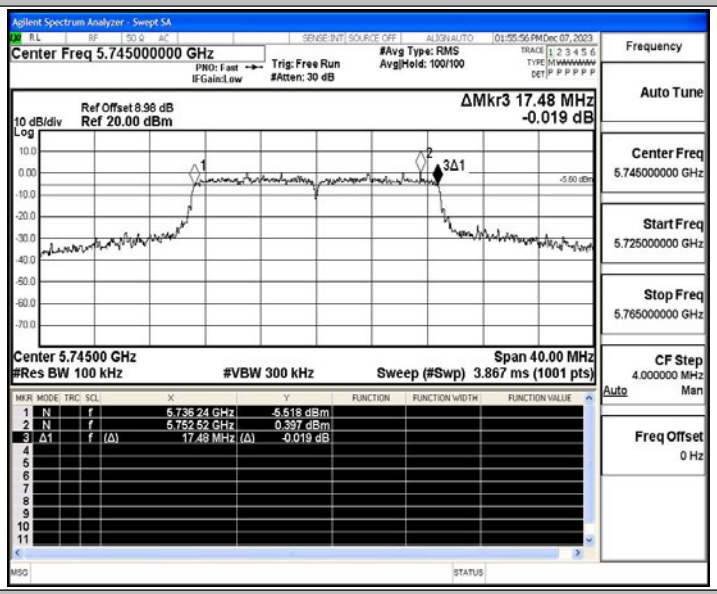

11N20SISO_Ant1_5785

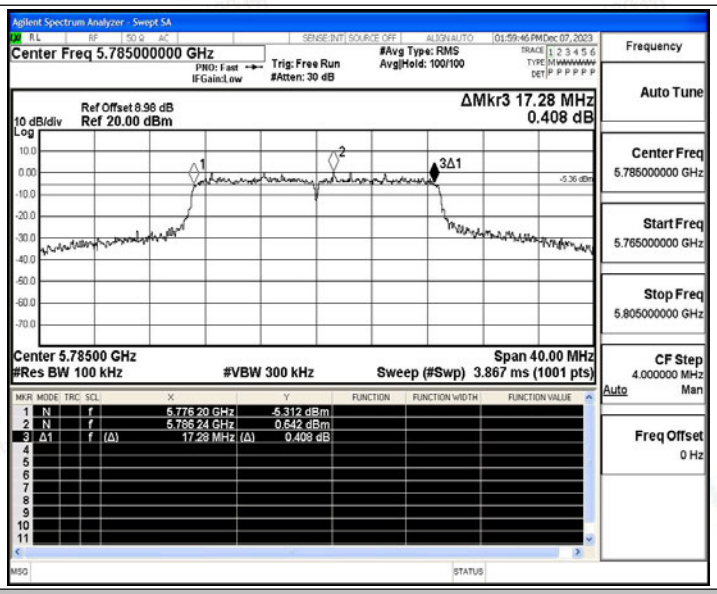

11N20SISO_Ant1_5825

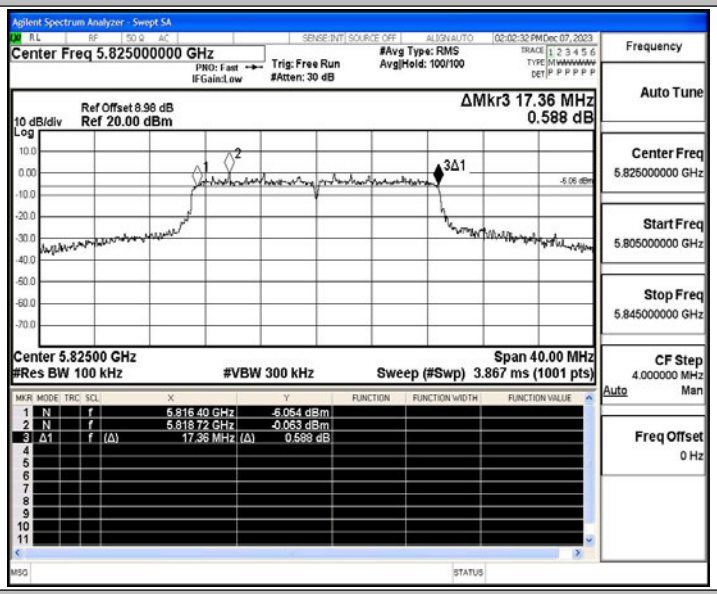

11N40SISO_Ant1_5755

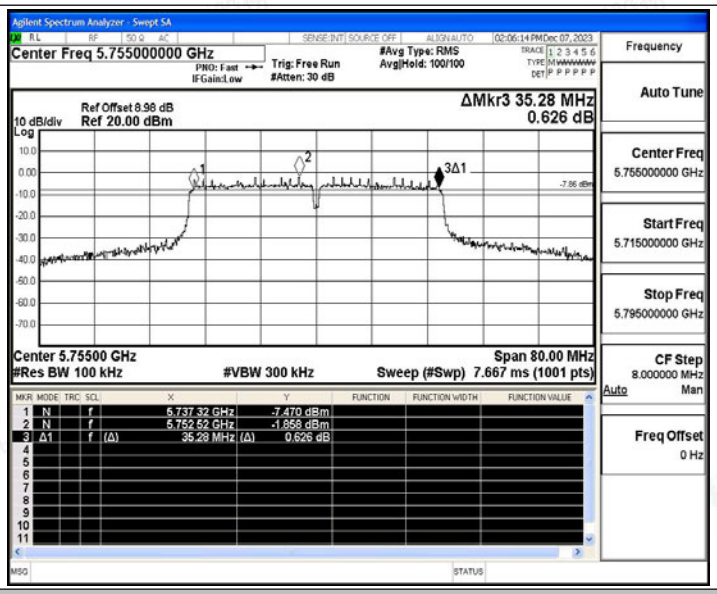

11N40SISO_Ant1_5795

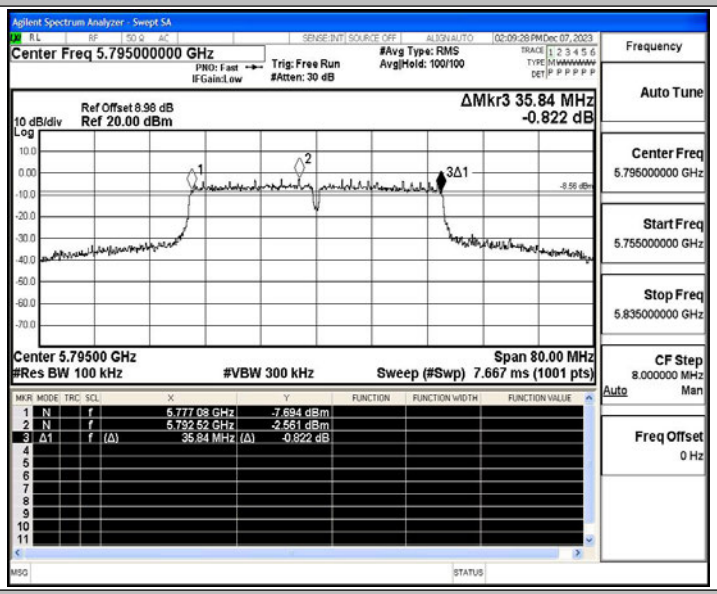

11AC20SISO_Ant1_5745

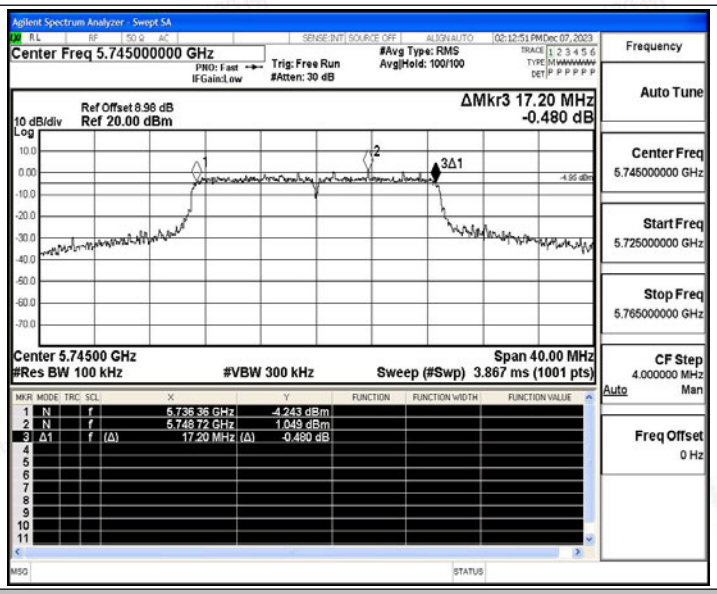

11AC20SISO_Ant1_5785

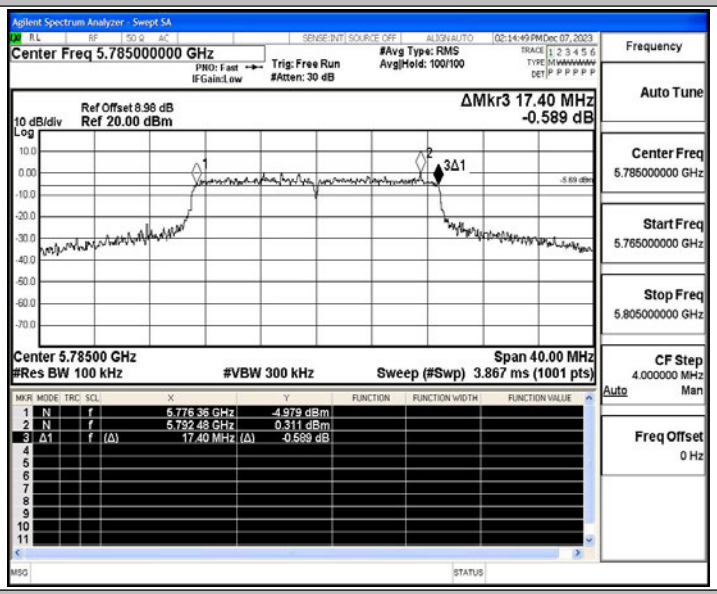

11AC20SISO_Ant1_5825

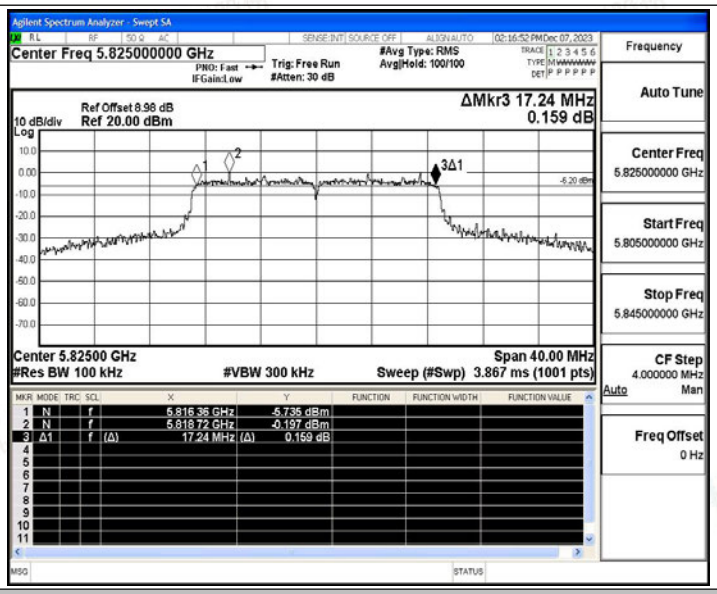

11AC40SISO_Ant1_5755

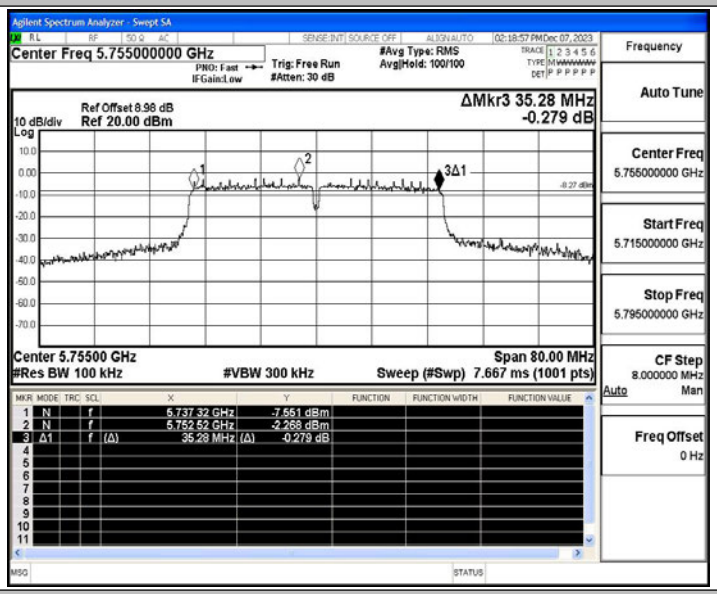

11AC40SISO_Ant1_5795

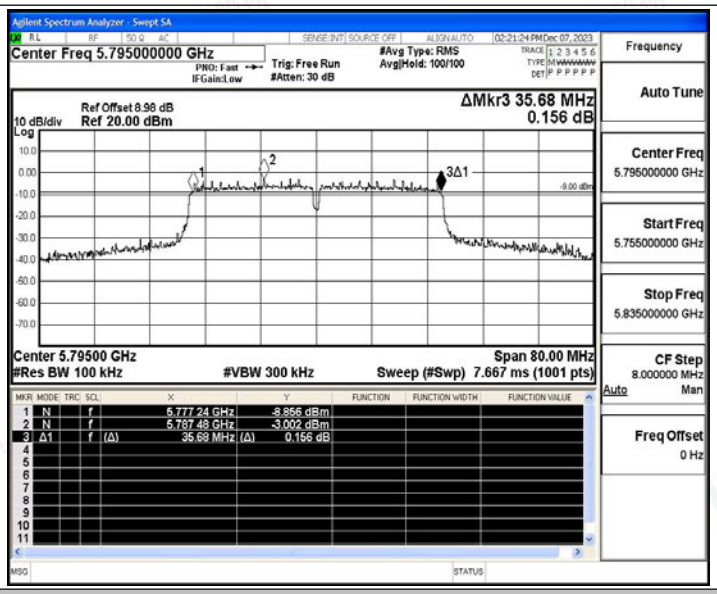

11AC80SISO_Ant1_5775

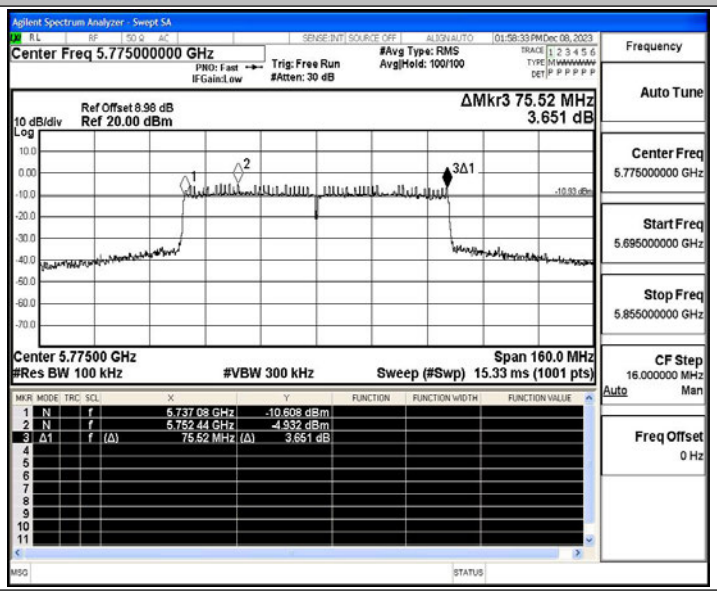

E.2 Maximum conducted output power

Test Result Power

Test Mode	Antenna	Frequency[MHz]	Channel Powert [dBm]	Duty Cycle [%]	DC Factor [dBm]	Result [dBm]	Limit [dBm]	Verdict
11A	Ant1	5745	12.04	95.89	0.18	12.22	≤30.00	PASS
		5785	11.29	95.21	0.21	11.50	≤30.00	PASS
		5825	10.77	95.89	0.18	10.95	≤30.00	PASS
11N20SISO	Ant1	5745	11.93	95.16	0.22	12.15	≤30.00	PASS
		5785	11.63	95.16	0.22	11.85	≤30.00	PASS
		5825	11.23	94.40	0.25	11.48	≤30.00	PASS
11N40SISO	Ant1	5755	11.72	89.23	0.49	12.21	≤30.00	PASS
		5795	11.22	90.77	0.42	11.64	≤30.00	PASS
11AC20SISO	Ant1	5745	12.19	95.20	0.21	12.40	≤30.00	PASS
		5785	11.58	94.40	0.25	11.83	≤30.00	PASS
		5825	11.05	94.40	0.25	11.30	≤30.00	PASS
11AC40SISO	Ant1	5755	11.47	90.77	0.42	11.89	≤30.00	PASS
		5795	11.02	90.77	0.42	11.44	≤30.00	PASS
11AC80SISO	Ant1	5775	10.91	80.56	0.94	11.85	≤30.00	PASS

Note：The Duty Cycle Factor is compensated in the graph.

E.3 Maximum power spectral density

Test Result

TestMode	Antenna	Frequency[MHz]	Result [dBm/500KHz]	Limit [dBm/500KHz]	Verdict
11A	Ant1	5745	-2.28	≤30.00	PASS
		5785	-2.94	≤30.00	PASS
		5825	-3.4	≤30.00	PASS
11N20SISO	Ant1	5745	-2.24	≤30.00	PASS
		5785	-2.75	≤30.00	PASS
		5825	-3.21	≤30.00	PASS
11N40SISO	Ant1	5755	-5.18	≤30.00	PASS
		5795	-5.58	≤30.00	PASS
11AC20SISO	Ant1	5745	-2.09	≤30.00	PASS
		5785	-2.73	≤30.00	PASS
		5825	-3.39	≤30.00	PASS
11AC40SISO	Ant1	5755	-5.42	≤30.00	PASS
		5795	-5.91	≤30.00	PASS
11AC80SISO	Ant1	5775	-8.32	≤30.00	PASS

Note：1.The Result and Limit Unit is dBm/500 kHz in the band 5.725–5.85 GHz.
2.The Duty Cycle Factor and RBW Factor is compensated in the graph.

Test Graphs

11A_Ant1_5745

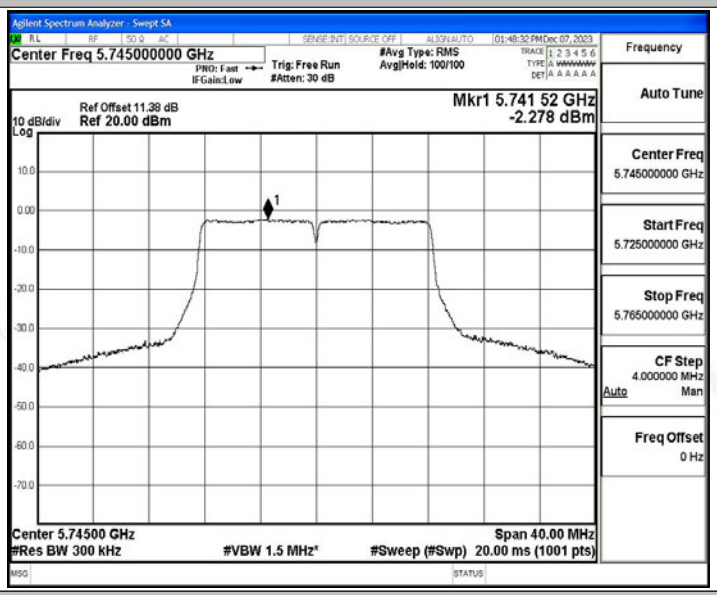

11A_Ant1_5785

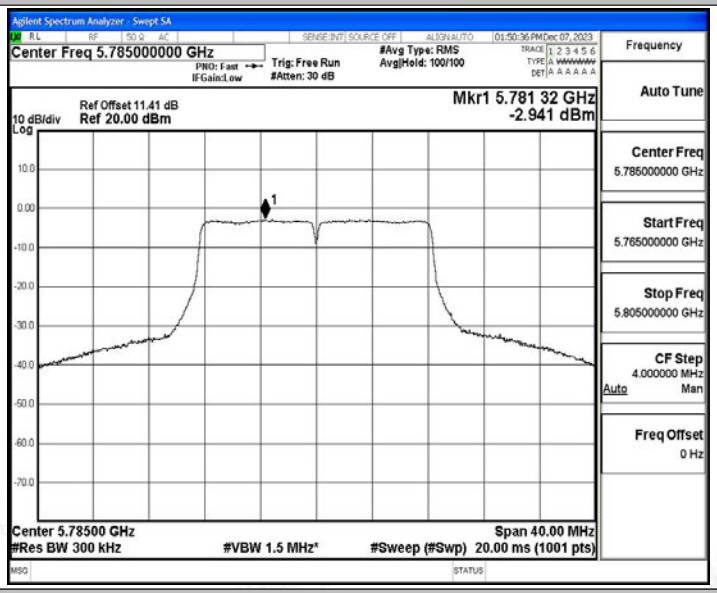

11A_Ant1_5825

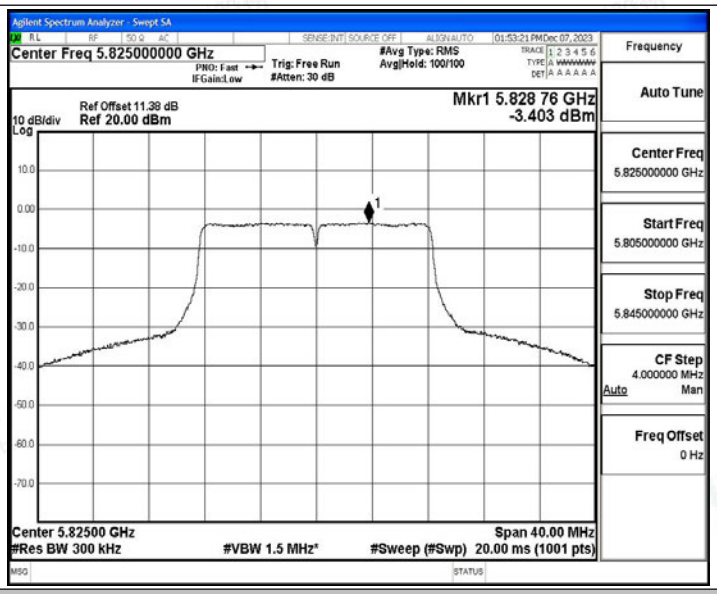

11N20SISO_Ant1_5745

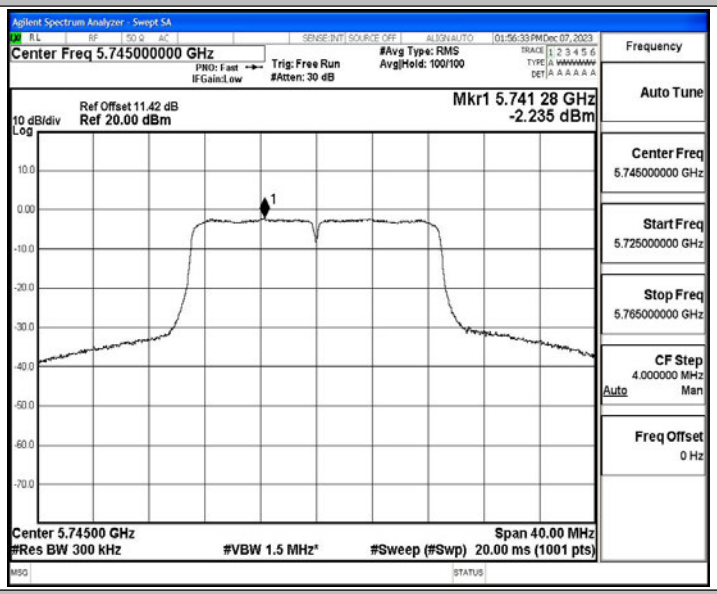

11N20SISO_Ant1_5785

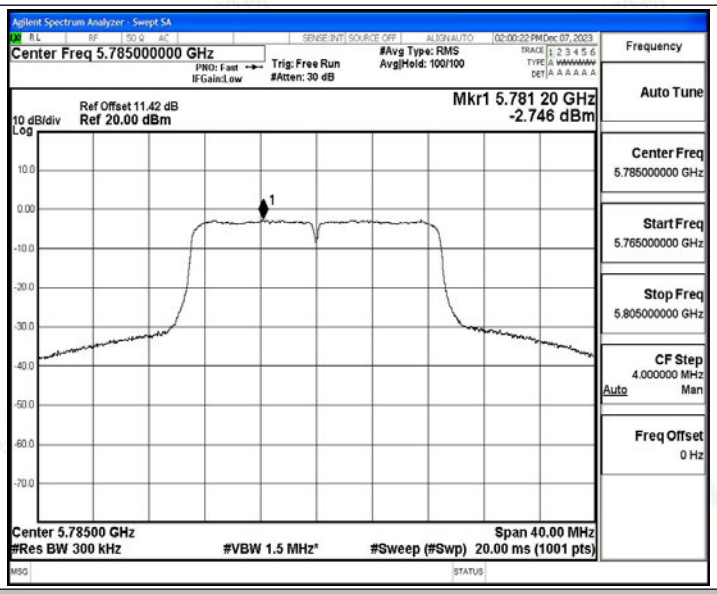

11N20SISO_Ant1_5825

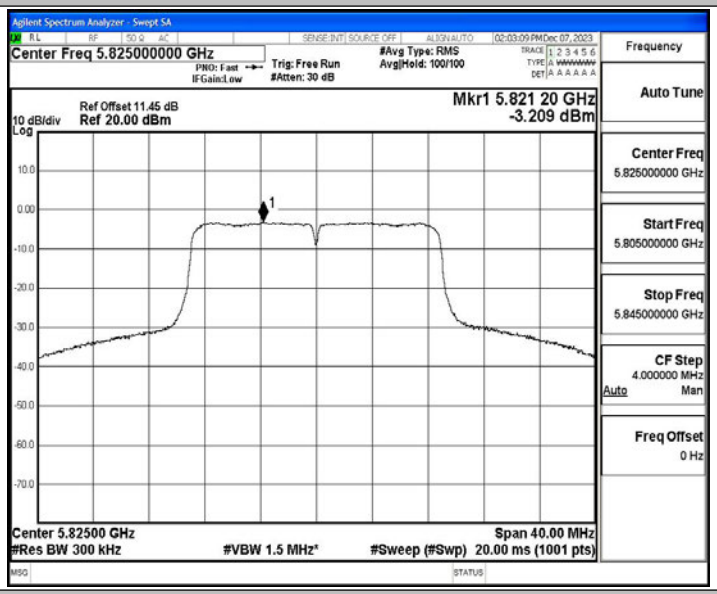

11N40SISO_Ant1_5755

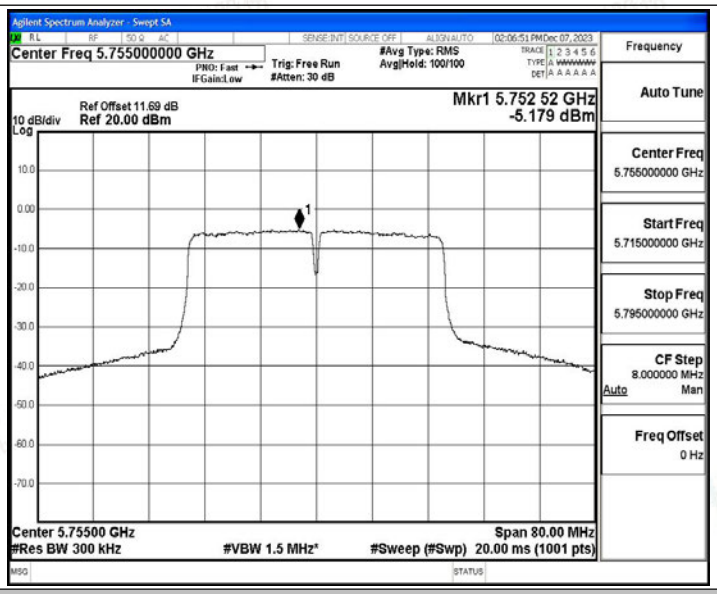

11N40SISO_Ant1_5795

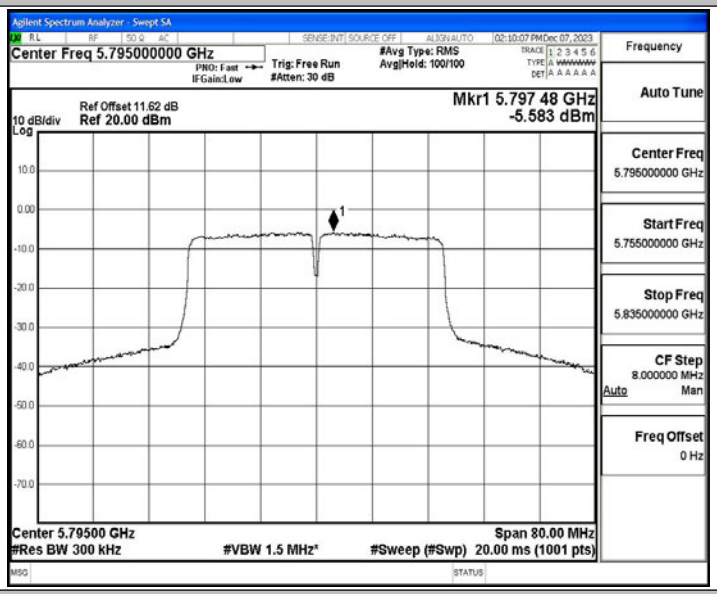

11AC20SISO_Ant1_5745

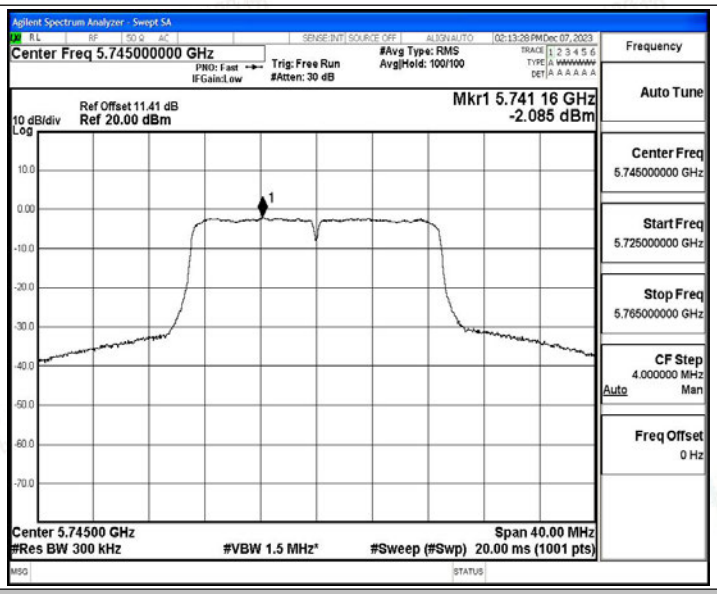

11AC20SISO_Ant1_5785

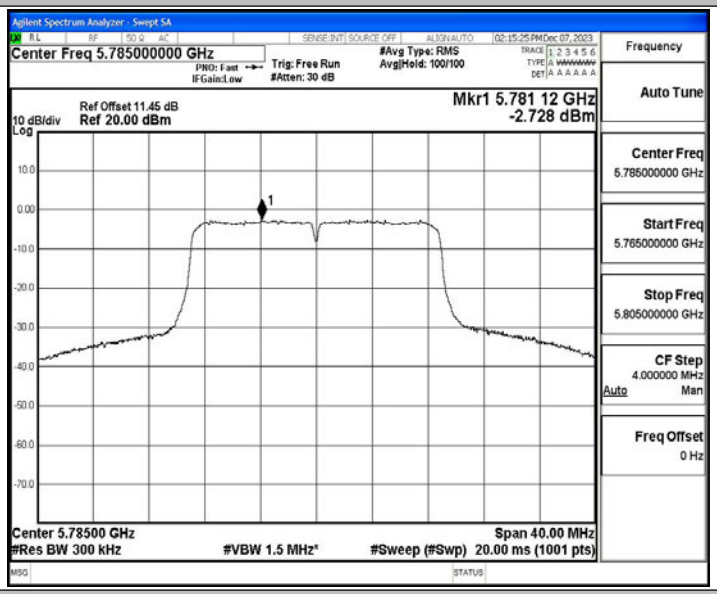

11AC20SISO_Ant1_5825

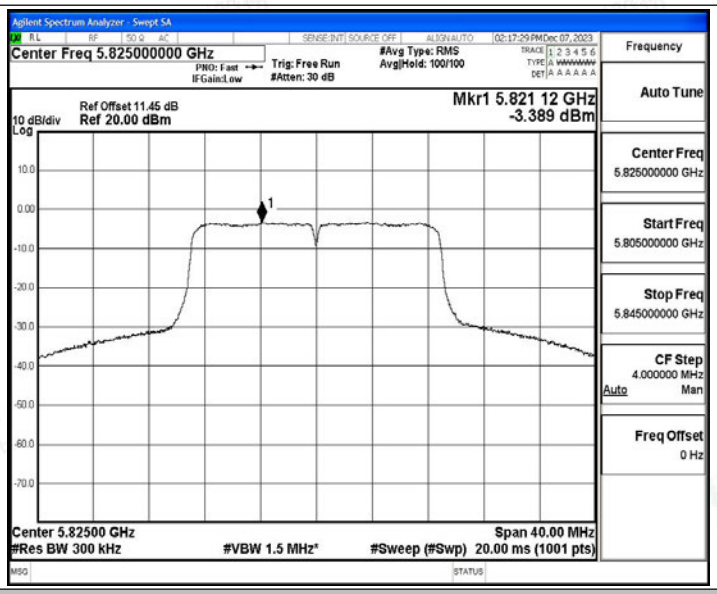

11AC40SISO_Ant1_5755

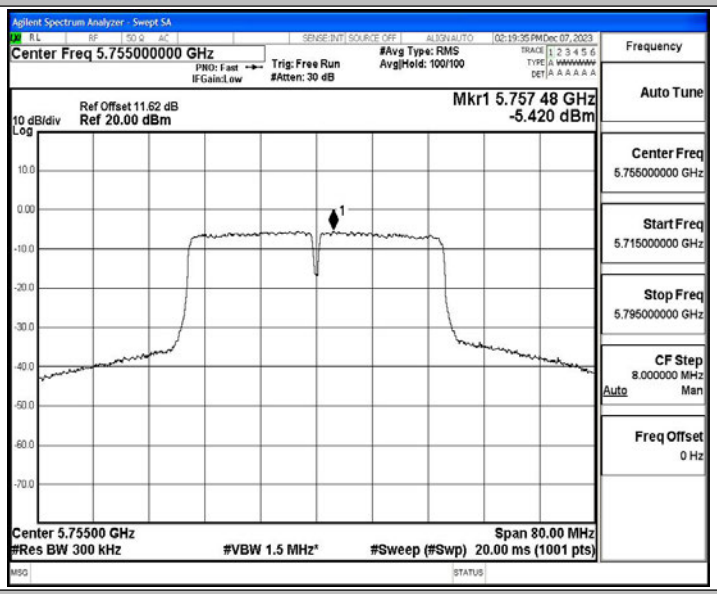

11AC40SISO_Ant1_5795

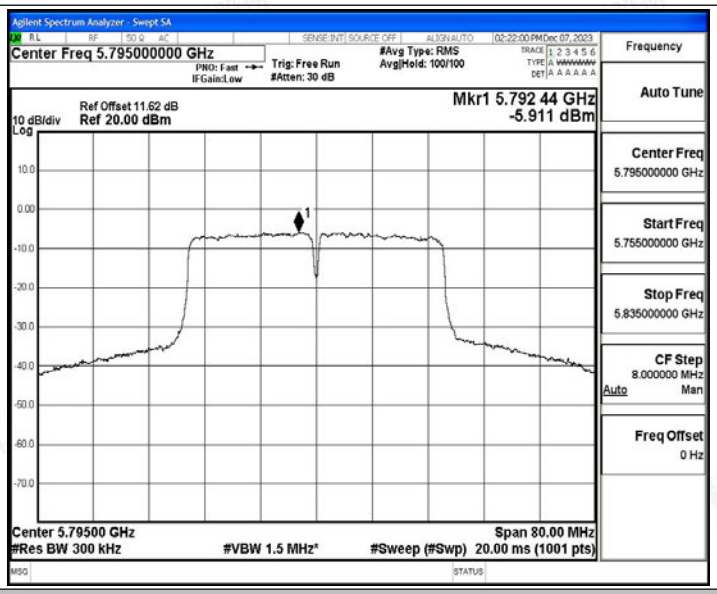

11AC80SISO_Ant1_5775

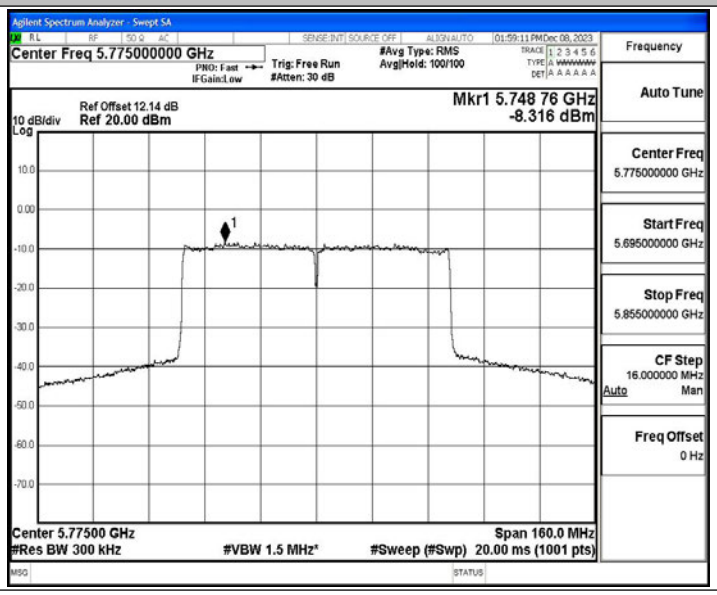

E.4 Emissions in Restricted Bands

Test Result

TestMode	Antenna	ChName	Frequency[MHz]	Detector	Freq [MHz]	Result [dBm]	Limit [dBm]	Verdict
11A	Ant1	Low	5745	Peak	5650.000	-49.547	≤-27.00	PASS
				Peak	5700.000	-45.08	≤10.00	PASS
				Peak	5720.000	-34.15	≤15.60	PASS
				Peak	5725.000	-26.89	≤27.00	PASS
		High	5825	Peak	5850.000	-35.295	≤15.60	PASS
				Peak	5855.000	-38.98	≤27.00	PASS
				Peak	5875.000	-46.33	≤15.60	PASS
				Peak	5925.000	-49.7	≤10.00	PASS
11N20SISO	Ant1	Low	5745	Peak	5650.000	-48.721	≤-27.00	PASS
				Peak	5700.000	-41.93	≤10.00	PASS
				Peak	5720.000	-32.7	≤15.60	PASS
				Peak	5725.000	-23.51	≤27.00	PASS
		High	5825	Peak	5850.000	-31.745	≤15.60	PASS
				Peak	5855.000	-39.33	≤27.00	PASS
				Peak	5875.000	-48.37	≤15.60	PASS
				Peak	5925.000	-47.42	≤10.00	PASS
11N40SISO	Ant1	Low	5755	Peak	5650.000	-47.652	≤-27.00	PASS
				Peak	5700.000	-40.12	≤10.00	PASS
				Peak	5720.000	-28.83	≤15.60	PASS
				Peak	5725.000	-23.64	≤27.00	PASS
		High	5795	Peak	5850.000	-38.895	≤15.60	PASS
				Peak	5855.000	-43.93	≤27.00	PASS
				Peak	5875.000	-48.05	≤15.60	PASS
				Peak	5925.000	-50.59	≤10.00	PASS
11AC20SISO	Ant1	Low	5745	Peak	5650.000	-48.2	≤-27.00	PASS
				Peak	5700.000	-42.5	≤10.00	PASS
				Peak	5720.000	-28.44	≤15.60	PASS
				Peak	5725.000	-24.7	≤27.00	PASS
		High	5825	Peak	5850.000	-32.595	≤15.60	PASS
				Peak	5855.000	-44.88	≤27.00	PASS
				Peak	5875.000	-45.37	≤15.60	PASS
				Peak	5925.000	-47.59	≤10.00	PASS
11AC40SISO	Ant1	Low	5755	Peak	5650.000	-48.873	≤-27.00	PASS
				Peak	5700.000	-39.54	≤10.00	PASS
				Peak	5720.000	-27.39	≤15.60	PASS

				Peak	5725.000	-24.59	≤27.00	PASS
		High	5795	Peak	5850.000	-38.377	≤15.60	PASS
				Peak	5855.000	-43.43	≤27.00	PASS
				Peak	5875.000	-47	≤15.60	PASS
				Peak	5925.000	-49.29	≤10.00	PASS
11AC80SISO	Ant1	Low	5775	Peak	5650.000	-45.326	≤-27.00	PASS
				Peak	5700.000	-28.97	≤10.00	PASS
				Peak	5720.000	-29.38	≤15.60	PASS
				Peak	5725.000	-25.08	≤27.00	PASS
		High	5775	Peak	5850.000	-30.283	≤15.60	PASS
				Peak	5855.000	-32.89	≤27.00	PASS
				Peak	5875.000	-39.66	≤15.60	PASS
				Peak	5925.000	-49.28	≤10.00	PASS

Note：

1. The Antenna Gain is compensated in the graph.
2. For transmitters operating in 5150-5350 GHz band and 5470-5725 GHz band: The limit in dBm for average detector is conversion from 54dBuV/m, according to 15.209(a). The limit in dBm for peak detector is 20dB above the limit of average detector in dBm.

Test Graphs

11A_Ant1_Low_5745_Peak

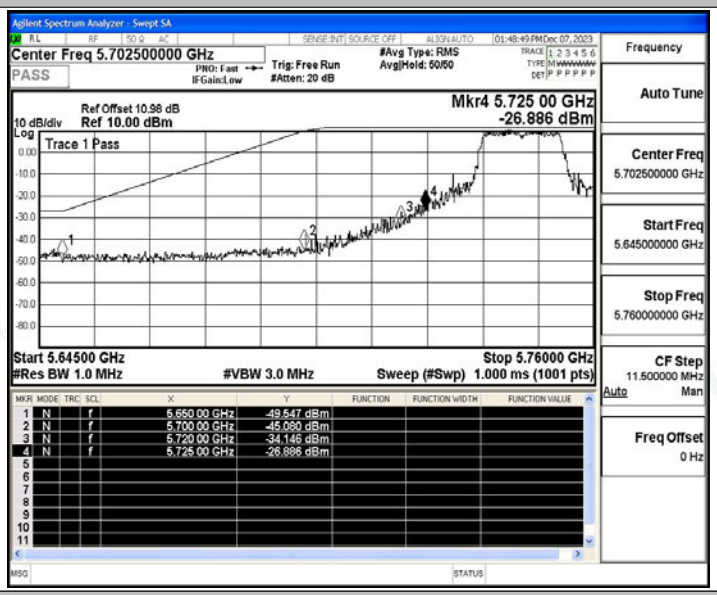

11A_Ant1_High_5825_Peak

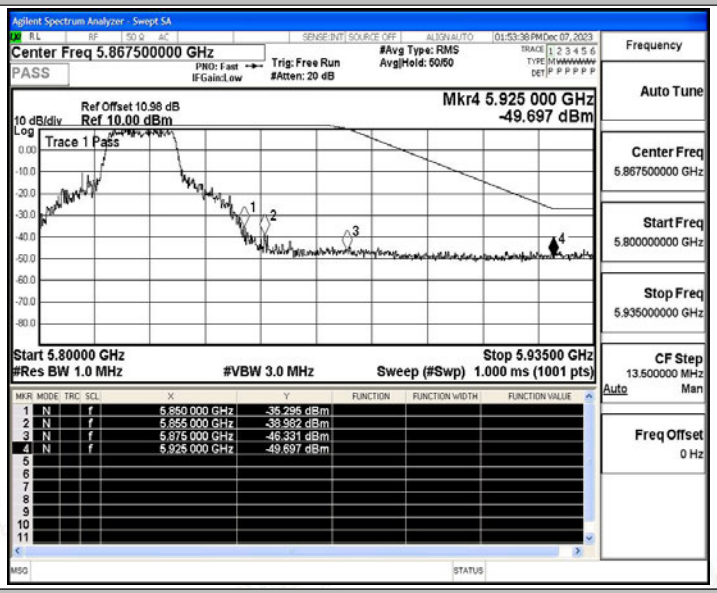

11N20SISO_Ant1_Low_5745_Peak

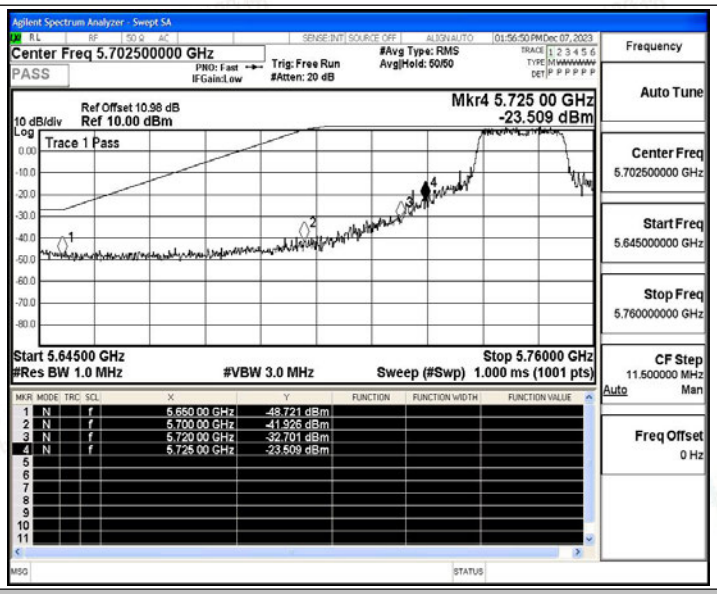

11N20SISO_Ant1_High_5825_Peak

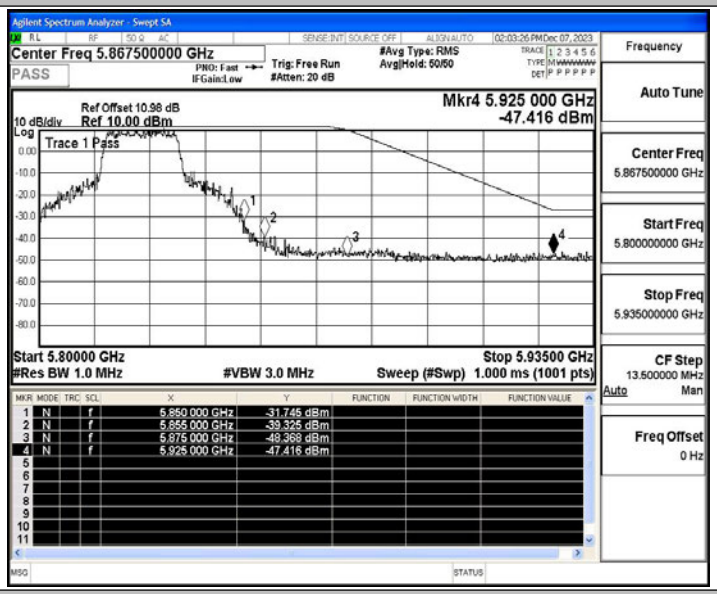

11N40SISO_Ant1_Low_5755_Peak

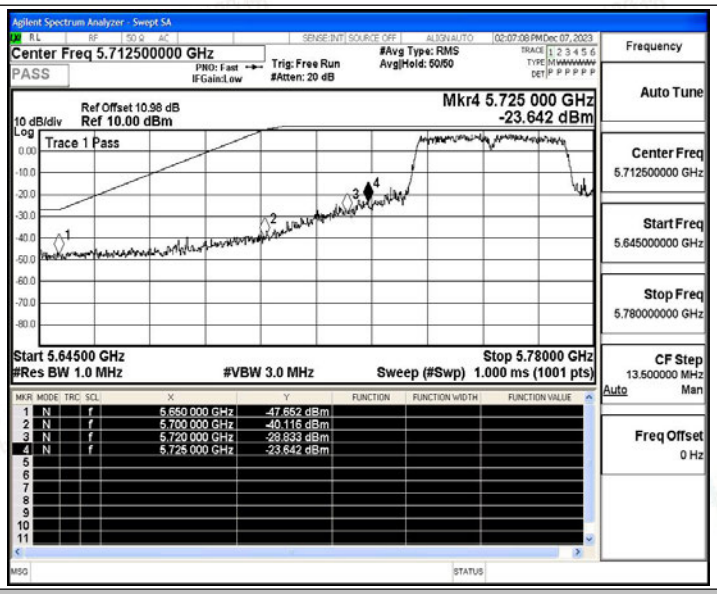

11N40SISO_Ant1_High_5795_Peak

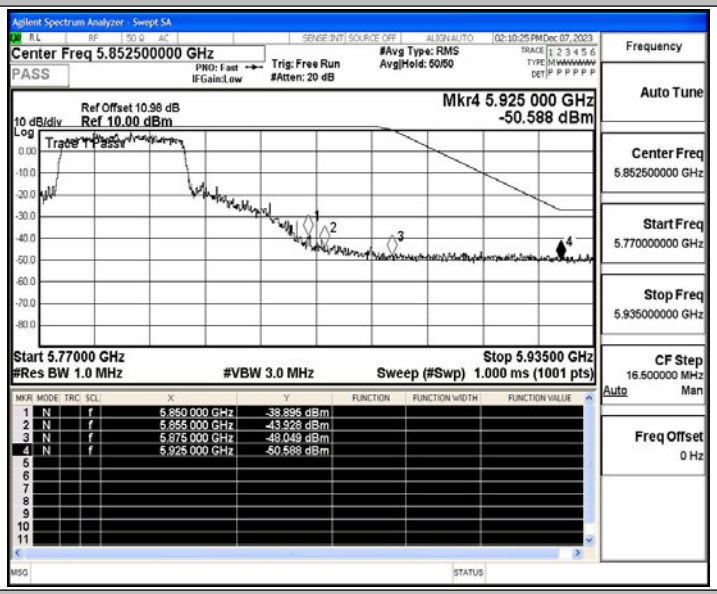

11AC20SISO_Ant1_Low_5745_Peak

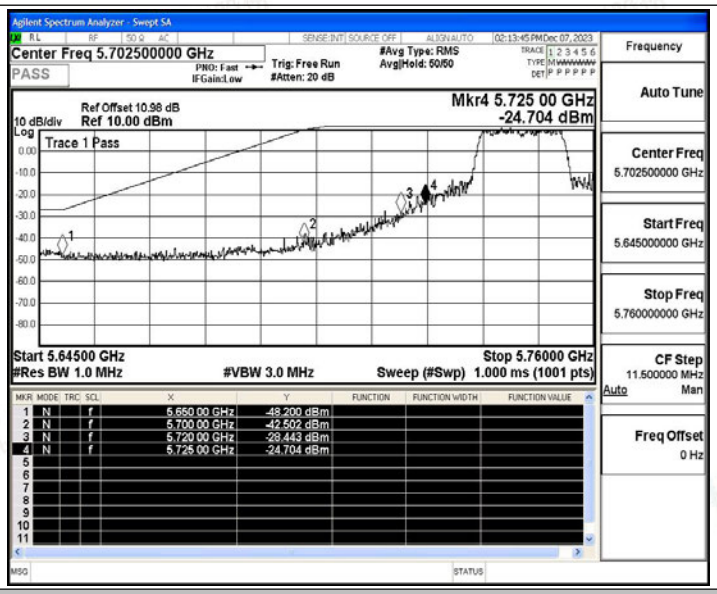

11AC20SISO_Ant1_High_5825_Peak

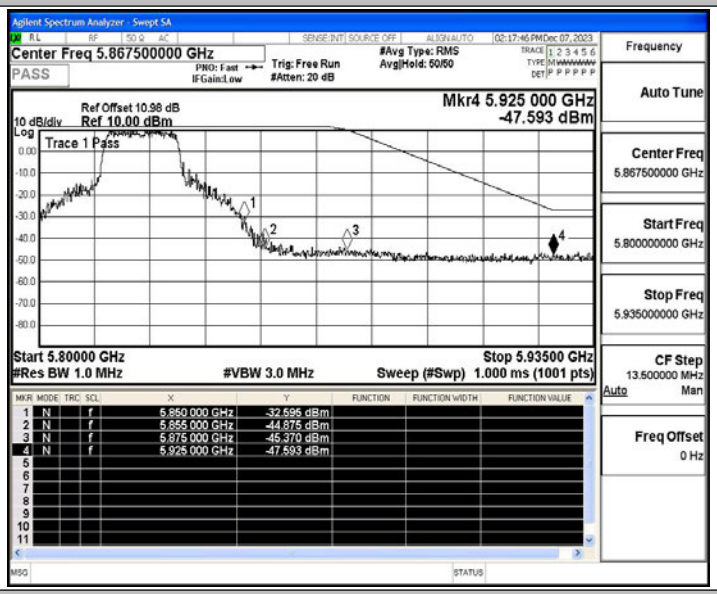

11AC40SISO_Ant1_Low_5755_Peak

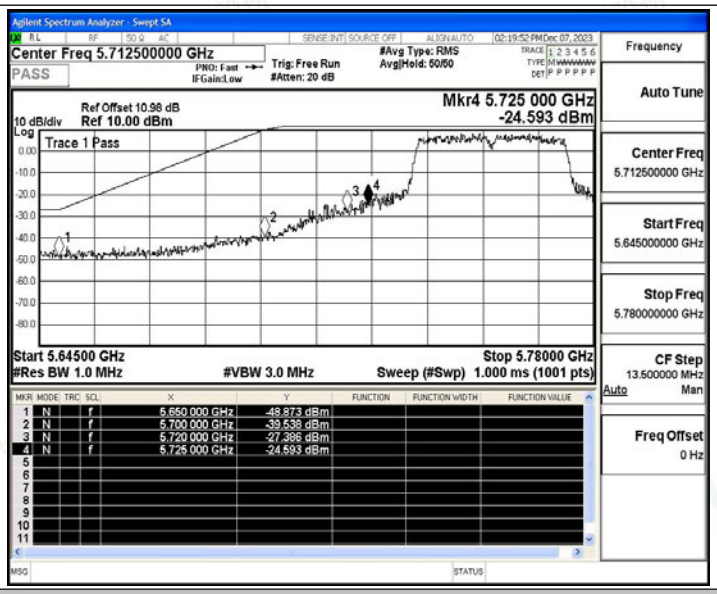

11AC40SISO_Ant1_High_5795_Peak

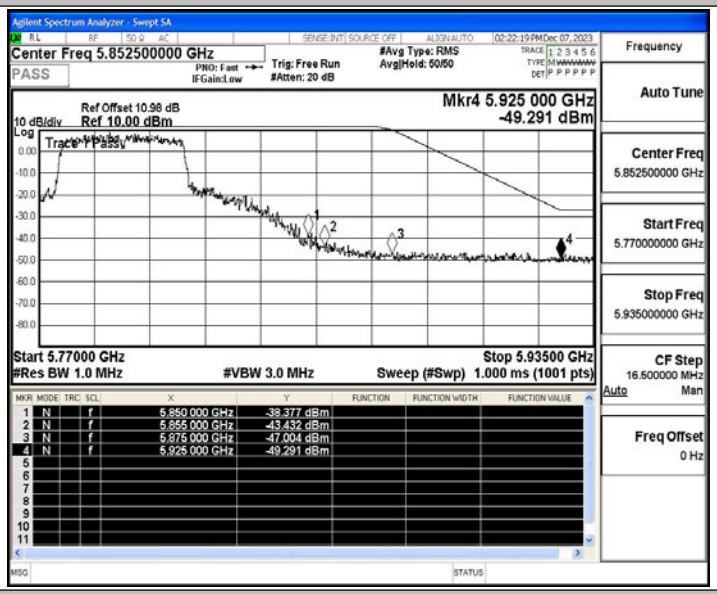

11AC80SISO_Ant1_Low_5775_Peak

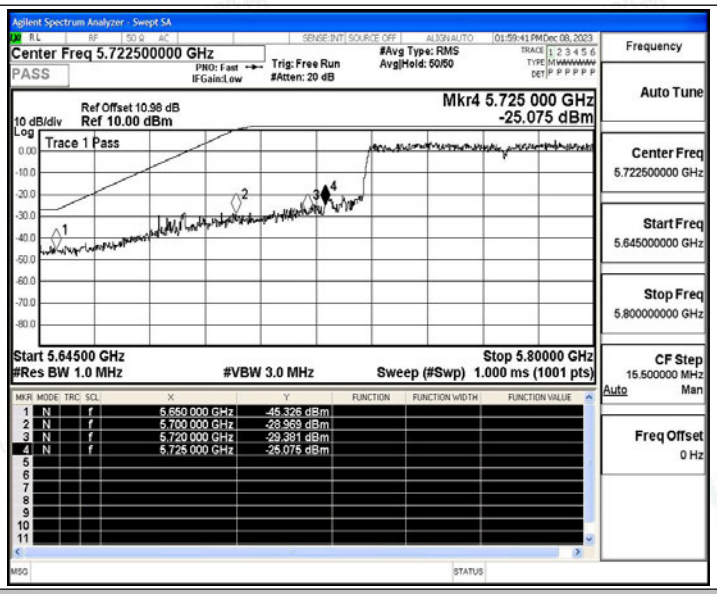

11AC80SISO_Ant1_High_5775_Peak

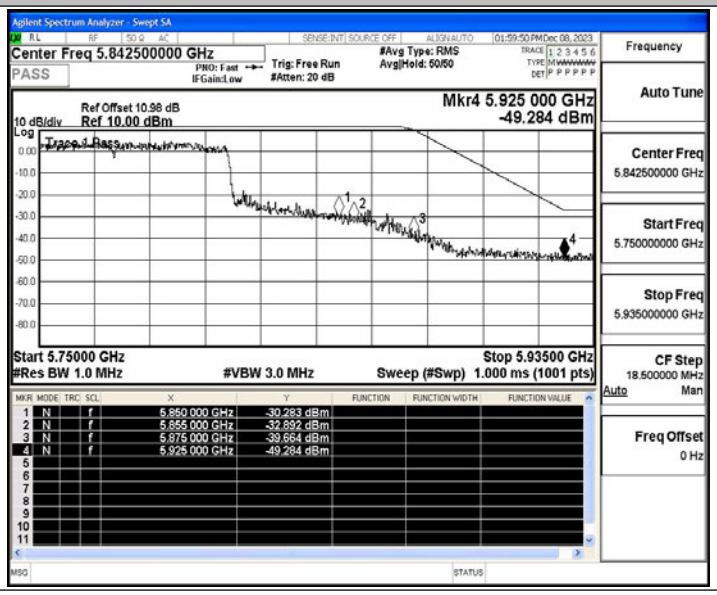

E.5 Frequency Stability

Test Result

Voltage								
TestMode	Antenna	Frequency[MHz]	Voltage [Vdc]	Temperature (℃)	Deviation (Hz)	Deviation (ppm)	Limit (ppm)	Verdict
11N20SISO	Ant1	5745	NV	NT	0.00	0.000000	20	PASS
			LV	NT	-20000.00	-3.481288	20	PASS
			HV	NT	-20000.00	-3.481288	20	PASS
		5785	NV	NT	-20000.00	-3.457217	20	PASS
			LV	NT	-20000.00	-3.457217	20	PASS
			HV	NT	-40000.00	-6.914434	20	PASS
		5825	NV	NT	-40000.00	-6.866953	20	PASS
			LV	NT	-40000.00	-6.866953	20	PASS
			HV	NT	-40000.00	-6.866953	20	PASS
11N40SISO	Ant1	5755	NV	NT	-40000.00	-6.950478	20	PASS
			LV	NT	0.00	0.000000	20	PASS
			HV	NT	-40000.00	-6.950478	20	PASS
		5795	NV	NT	-40000.00	-6.902502	20	PASS
			LV	NT	0.00	0.000000	20	PASS
			HV	NT	0.00	0.000000	20	PASS
11AC80SISO	Ant1	5775	NV	NT	0.00	0.000000	20	PASS
			LV	NT	0.00	0.000000	20	PASS
			HV	NT	0.00	0.000000	20	PASS

Temperature								
TestMode	Antenna	Frequency[MHz]	Voltage [Vdc]	Temperature (℃)	Deviation (Hz)	Deviation (ppm)	Limit (ppm)	Verdict
11N20SISO	Ant1	5745	NV	-30	-40000.00	-6.962576	20	PASS
			NV	-20	-20000.00	-3.481288	20	PASS
			NV	-10	20000.00	3.481288	20	PASS
			NV	0	-20000.00	-3.481288	20	PASS
			NV	10	-20000.00	-3.481288	20	PASS
			NV	20	-40000.00	-6.962576	20	PASS
			NV	30	-20000.00	-3.481288	20	PASS
			NV	40	-20000.00	-3.481288	20	PASS
			NV	50	-20000.00	-3.481288	20	PASS
		5785	NV	-30	0.00	0.000000	20	PASS
			NV	-20	0.00	0.000000	20	PASS
			NV	-10	0.00	0.000000	20	PASS

			NV	0	-20000.00	-3.457217	20	PASS
			NV	10	-20000.00	-3.457217	20	PASS
			NV	20	0.00	0.000000	20	PASS
			NV	30	-20000.00	-3.457217	20	PASS
			NV	40	0.00	0.000000	20	PASS
			NV	50	-20000.00	-3.457217	20	PASS
		5825	NV	-30	-40000.00	-6.866953	20	PASS
			NV	-20	0.00	0.000000	20	PASS
			NV	-10	-20000.00	-3.433476	20	PASS
			NV	0	-20000.00	-3.433476	20	PASS
			NV	10	0.00	0.000000	20	PASS
			NV	20	20000.00	3.433476	20	PASS
			NV	30	-20000.00	-3.433476	20	PASS
			NV	40	-20000.00	-3.433476	20	PASS
			NV	50	-40000.00	-6.866953	20	PASS
11N40SISO	Ant1	5755	NV	-30	-40000.00	-6.950478	20	PASS
			NV	-20	0.00	0.000000	20	PASS
			NV	-10	-40000.00	-6.950478	20	PASS
			NV	0	0.00	0.000000	20	PASS
			NV	10	0.00	0.000000	20	PASS
			NV	20	0.00	0.000000	20	PASS
			NV	30	0.00	0.000000	20	PASS
			NV	40	0.00	0.000000	20	PASS
			NV	50	-40000.00	-6.950478	20	PASS
		5795	NV	-30	0.00	0.000000	20	PASS
			NV	-20	0.00	0.000000	20	PASS
			NV	-10	-80000.00	-13.805004	20	PASS
			NV	0	0.00	0.000000	20	PASS
			NV	10	0.00	0.000000	20	PASS
			NV	20	-40000.00	-6.902502	20	PASS
			NV	30	0.00	0.000000	20	PASS
			NV	40	0.00	0.000000	20	PASS
			NV	50	0.00	0.000000	20	PASS
11AC80SISO	Ant1	5775	NV	-30	-80000.00	-13.852814	20	PASS
			NV	-20	0.00	0.000000	20	PASS
			NV	-10	0.00	0.000000	20	PASS
			NV	0	0.00	0.000000	20	PASS
			NV	10	-80000.00	-13.852814	20	PASS
			NV	20	0.00	0.000000	20	PASS
			NV	30	0.00	0.000000	20	PASS

			NV	40	0.00	0.000000	20	PASS
			NV	50	0.00	0.000000	20	PASS

E.6 Duty Cycle

Test Result

TestMode	Antenna	Frequency[MHz]	Transmission Duration [ms]	Transmission Period [ms]	Duty Cycle [%]	1/T [kHz]
11A	Ant1	5745	1.40	1.46	95.89	0.71
		5785	1.39	1.46	95.21	0.72
		5825	1.40	1.46	95.89	0.71
11N20SISO	Ant1	5745	1.18	1.24	95.16	0.85
		5785	1.18	1.24	95.16	0.85
		5825	1.18	1.25	94.40	0.85
11N40SISO	Ant1	5755	0.58	0.65	89.23	1.72
		5795	0.59	0.65	90.77	1.69
11AC20SISO	Ant1	5745	1.19	1.25	95.20	0.84
		5785	1.18	1.25	94.40	0.85
		5825	1.18	1.25	94.40	0.85
11AC40SISO	Ant1	5755	0.59	0.65	90.77	1.69
		5795	0.59	0.65	90.77	1.69
11AC80SISO	Ant1	5775	0.29	0.36	80.56	3.45

Test Graphs

11A_Ant1_5745

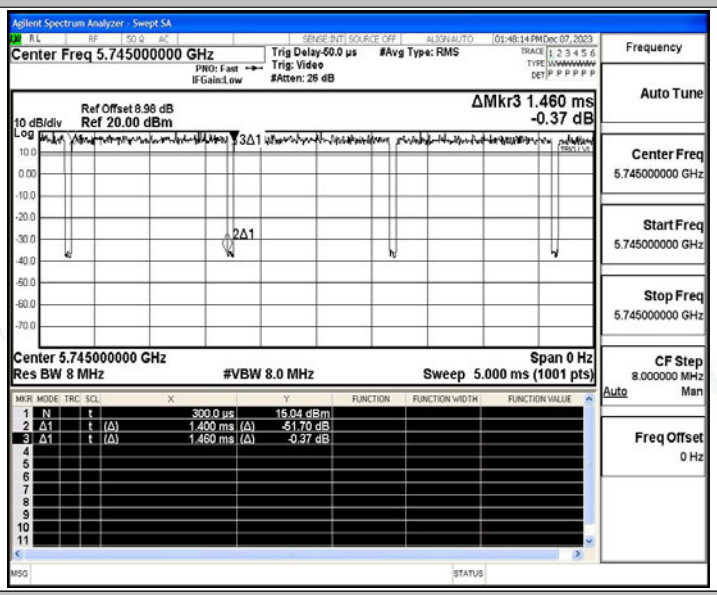

11A_Ant1_5785

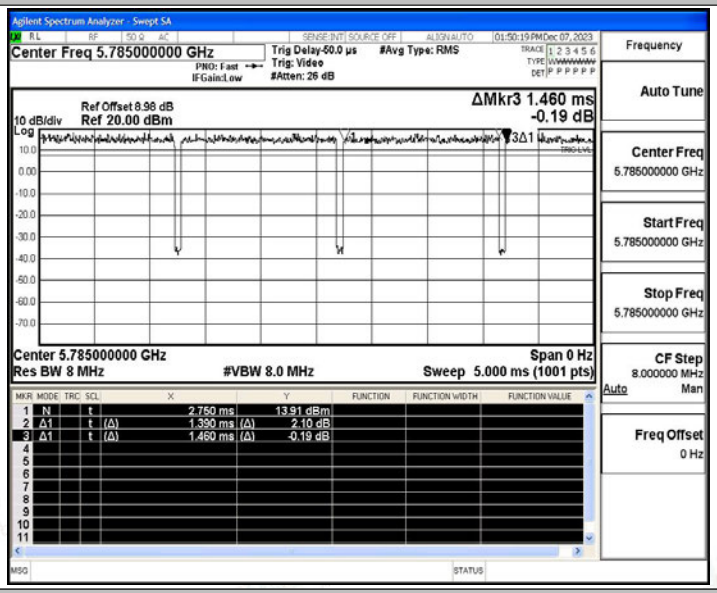

11A_Ant1_5825

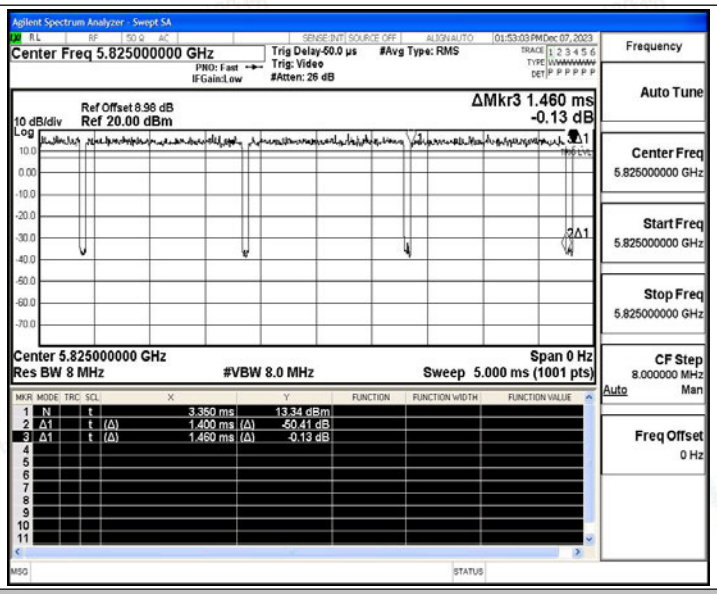

11N20SISO_Ant1_5745

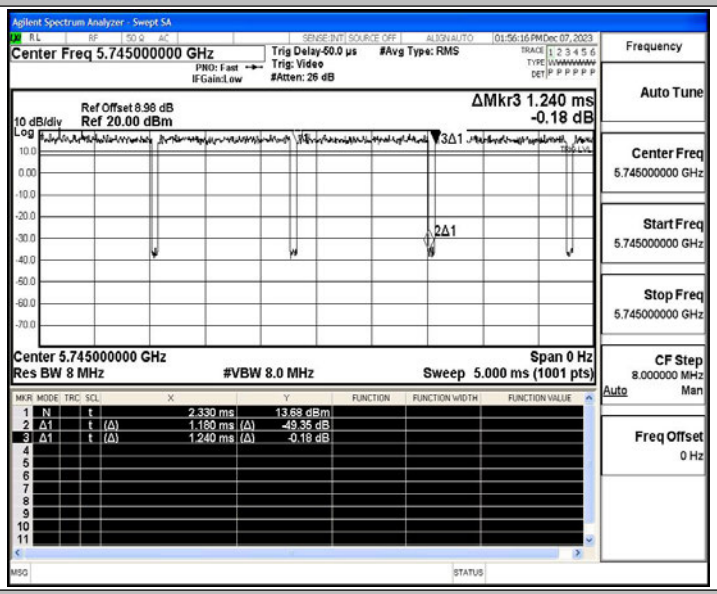

11N20SISO_Ant1_5785

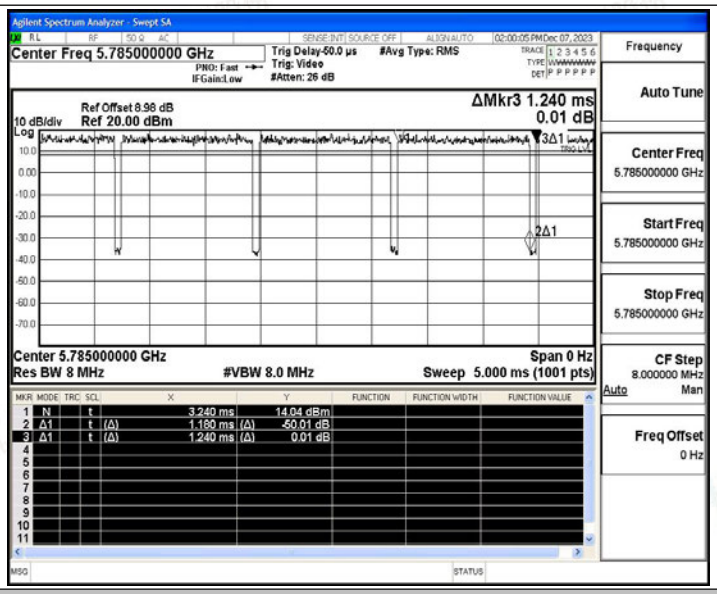

11N20SISO_Ant1_5825

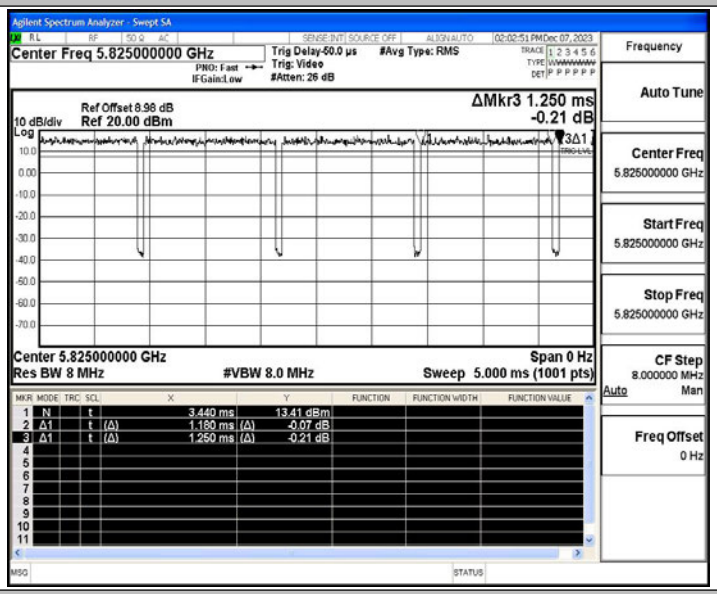

11N40SISO_Ant1_5755

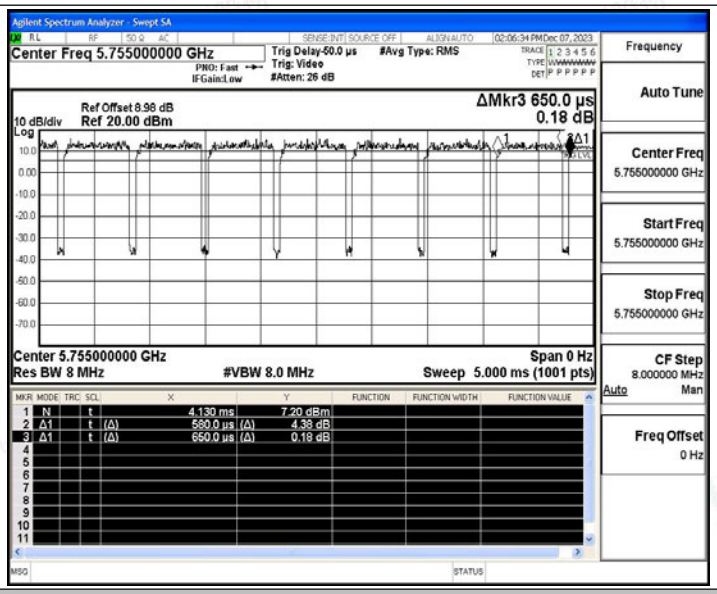

11N40SISO_Ant1_5795

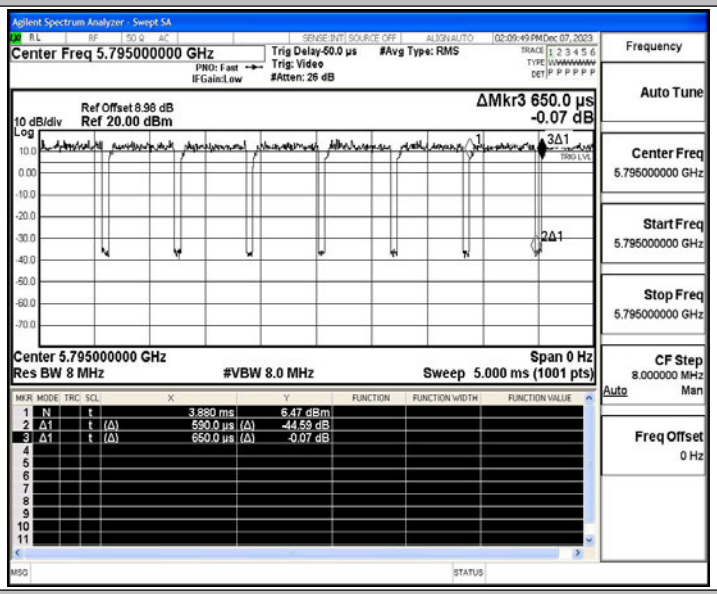

11AC20SISO_Ant1_5745

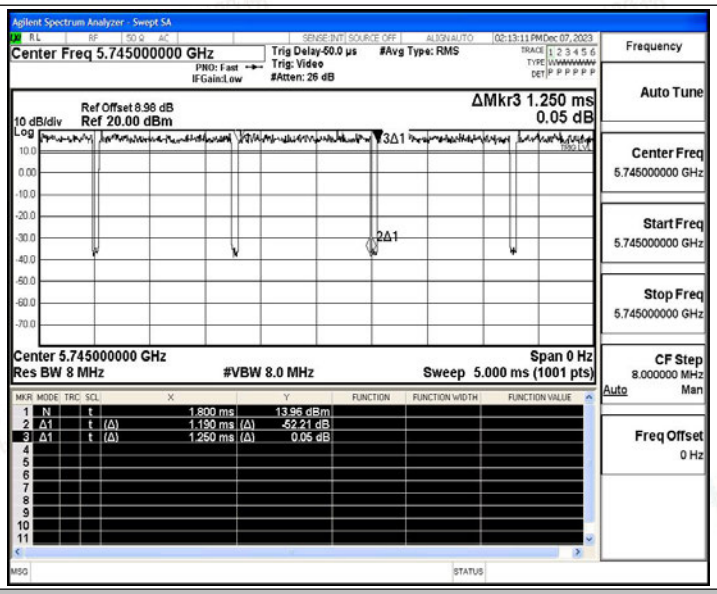

11AC20SISO_Ant1_5785

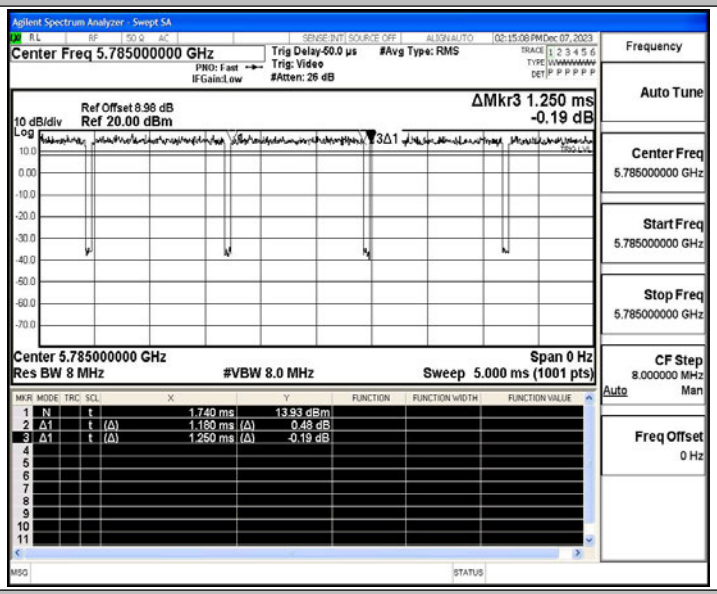

11AC20SISO_Ant1_5825

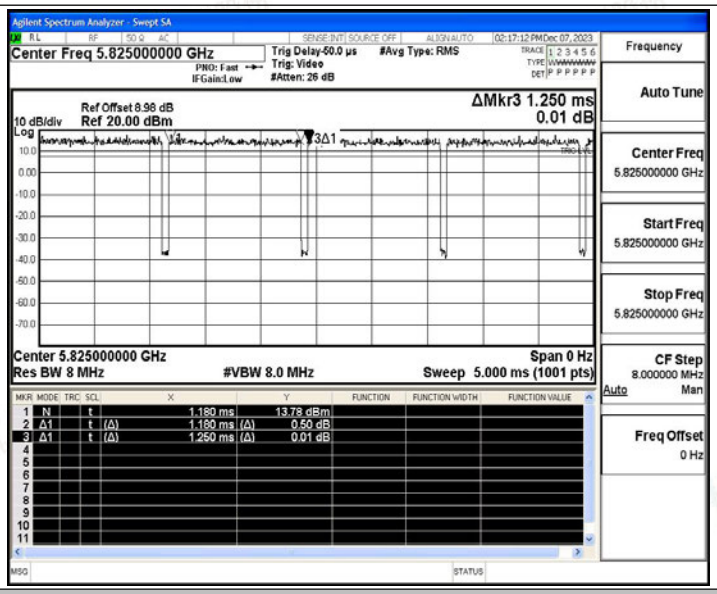

11AC40SISO_Ant1_5755

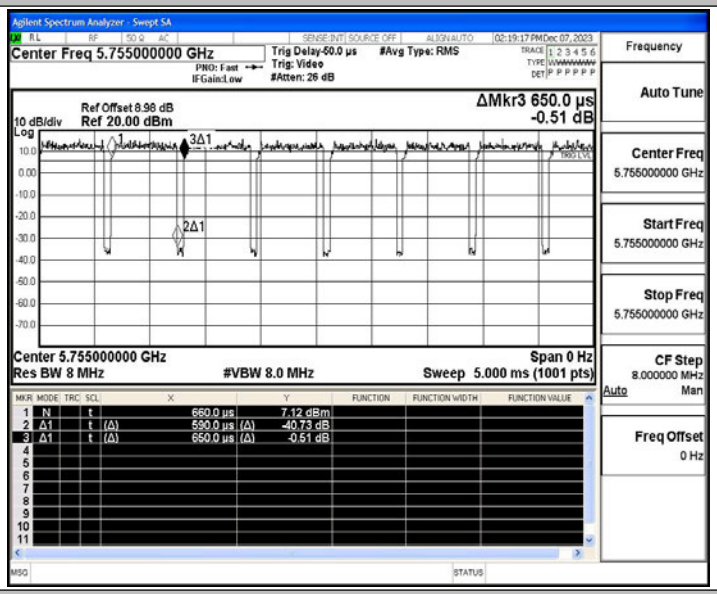

11AC40SISO_Ant1_5795

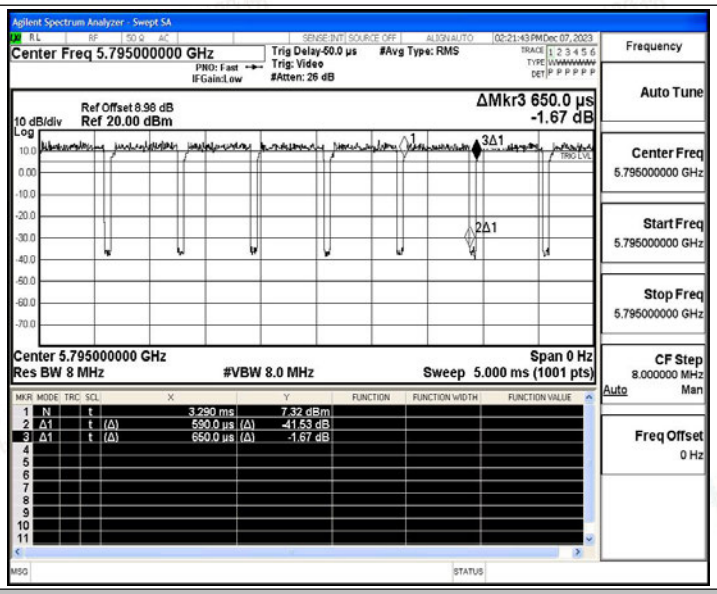
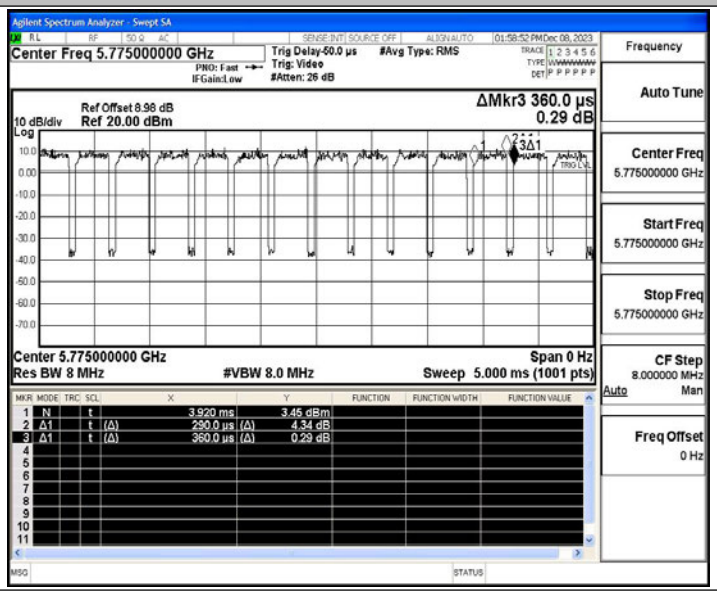
11AC80SISO_Ant1_5775