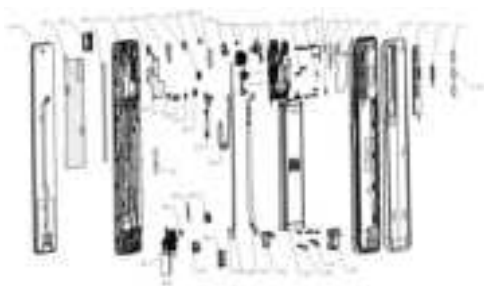


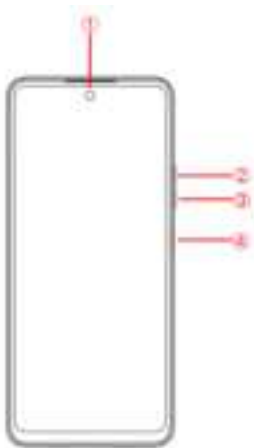
Explosion diagram specification



1	R MAIN CAM Lens	2	R flash Lens asm
3	CAM COM Board Deco	4	Bat cover
5	Mi housing	6	MAIN Radiating Film
7	F CAM Con Cop foil	8	REC Con Foam
9	R CAM Con Foams	10	REC Con fb
11	R CAM Con fb	12	Waterproof label paper
13	PCBA MB	14	CAM FF
15	CAM AF	16	LT sensor Rubber
17	CAM FF	18	CAM FF
19	REC	20	R CAM Con package Foams
21	MAIN Waterproof Mylar	22	R CAM Rubber
23	MAIN Waterproof Frame asm	24	F CAM Frame asm Translucent
25	F CAM Rubber	26	Finger Print Module
27	FPC Side Key	28	R CAM Rubber
29	Bat CONN Waterproof Rubber	30	LCM CONN Waterproof Rubber

31	FPC Waterproof Rubber	32	Shield cover ESD Cop foil
33	F hsg asm Black	34	Heat con Copper Pipe
35	Card Holder Aether	36	F hsg Radiating Film
37	CTP+LCM	38	DOWN Frame
39	mc screw silver	40	machine screw
41	Bat	42	SPK
43	FPC MAIN	44	Coaxial Cable
45	Coaxial Cable	46	Aj Rubber
47	USB Rubber	48	motor
49	Motor Con fb	50	FPC Waterproof Rubber1
51	Heat Pipe Mylar	52	PCBA SUB
53	R vice CAM Lens		

Know your phone



1. Front camera
2. Volume + key
3. Volume - key
4. Power key & side fingerprint sensor

SIM/SD card installation

1. Power off mobile.

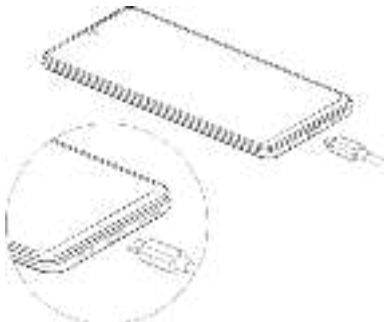
2. Refer to the following picture for SIM / SD card installation.



Charging the phone

You can charge your device using a charger or by connecting it

to the computer using a USB cable (comes with the phone).
Use only TECNO charger and cables. Other chargers or cables may damage the device. This will invalidate your phone warranty.



FCC Statement

1. This device complies with Part 15 of the FCC Rules. Operation is subject to the following two conditions:

- (1) This device may not cause harmful interference.
- (2) This device must accept any interference received, including interference that may cause undesired operation.

2. Changes or modifications not expressly approved by the party responsible for compliance could void the user's authority to operate the equipment.

NOTE:

This equipment has been tested and found to comply with the limits for a Class B digital device, pursuant to Part 15 of the FCC Rules. These limits are designed to provide reasonable protection against harmful interference in a residential installation.

This equipment generates uses and can radiate radio frequency energy and, if not installed and used in accordance with the instructions, may cause harmful interference to radio communications. However, there is no guarantee that interference will not occur in a particular installation. If this equipment does cause harmful interference to radio or television reception, which can be determined by turning the equipment off and on, the user is encouraged to try to correct the interference by one or more of the following measures:

Reorient or relocate the receiving antenna.

Increase the separation between the equipment and receiver.

Connect the equipment into an outlet on a circuit different from that to which the receiver is connected.

Consult the dealer or an experienced radio/TV technician for help.

SAR Information Statement

Your wireless phone is a radio transmitter and receiver. It is designed and manufactured not to exceed the emission limits for exposure to radiofrequency (RF) energy set by the Federal Communications Commission of the U.S. Government. These limits are part of comprehensive guidelines and establish permitted levels of RF energy for the general population. The guidelines are based on standards that were developed by independent scientific organizations through periodic and thorough evaluation of scientific studies. The standards include a substantial safety margin designed to assure the safety of all persons, regardless of age and health. The exposure standard for wireless mobile phones employs a unit of measurement known as the Specific Absorption Rate, or SAR. The SAR limit set by the FCC is 1.6 W/kg. * Tests for SAR are conducted with the phone transmitting at its highest certified power level in all tested frequency bands. Although the SAR is determined at the highest certified power level, the actual SAR level of the phone while operating can be well below the maximum value. This is because the phone is designed to operate at multiple power levels so as to use only the power required to reach the network. In general, the closer you are to a wireless base station antenna, the lower the power output. Before a phone model is available for sale to the public, it must be tested and certified to the FCC that it does not exceed the limit established by the government adopted requirement for safe exposure. The tests are performed in positions and locations (e.g., at the ear and worn on the body) as required by the FCC for each model. The highest

SAR value for this model phone when tested for use at the ear is 1.135W/Kg and when worn on the body, as described in this user guide, is 0.435W/Kg (Body-worn measurements differ among phone models, depending upon available accessories and FCC requirements). The maximum scaled SAR in hotspot mode is 0.497W/Kg. While there may be differences between the SAR levels of various phones and at various positions, they all meet the government requirement for safe exposure. The FCC has granted an Equipment Authorization for this model phone with all reported SAR levels evaluated as in compliance with the FCC RFexposure guidelines. SAR information on this model phone is on file with the FCC and can be found under the Display Grant section of <http://www.fcc.gov/oet/fccid> after searching on

FCC ID: 2ADYY-LE8 Additional information on Specific Absorption Rates (SAR) can be found on the Cellular Telecommunications Industry Association (CTIA) web-site at <http://www.wow-com.com>. * In the United States and Canada, the SAR limit for mobile phones used by the public is 1.6 watts/kg (W/kg) averaged over one gram of tissue. The standard incorporates a substantial margin of safety to give additional protection for the public and to account for any variations in measurements.

Body-worn Operation

This device was tested for typical body-worn operations. To comply with RF exposure requirements, a minimum separation distance of 10mm must be maintained between the user's body and the handset, including the antenna. Third-party belt-clips, holsters, and similar accessories used by this device should not contain any metallic components. Body-worn accessories that do not meet these requirements may not comply with RF exposure requirements and should be avoided. Use only the supplied or an approved antenna.

TECNO

HiOS runs on Android™ OS.

Android is a trademark of Google LLC.