
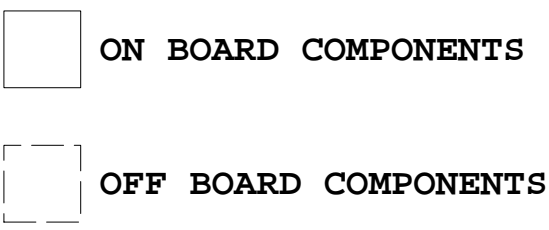

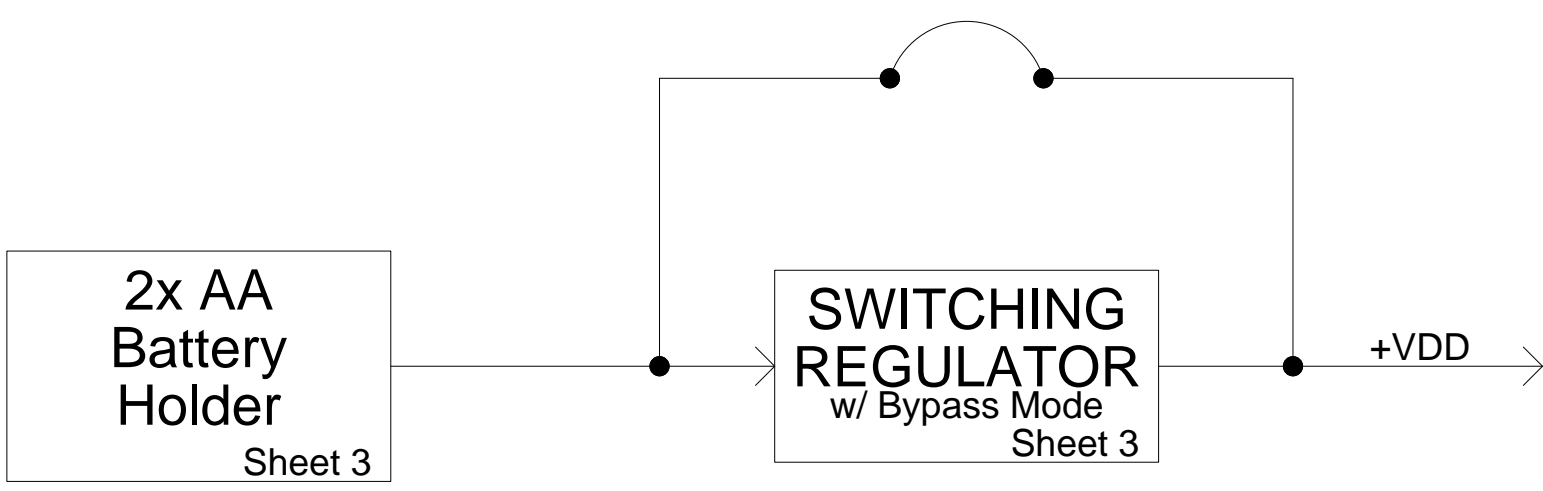
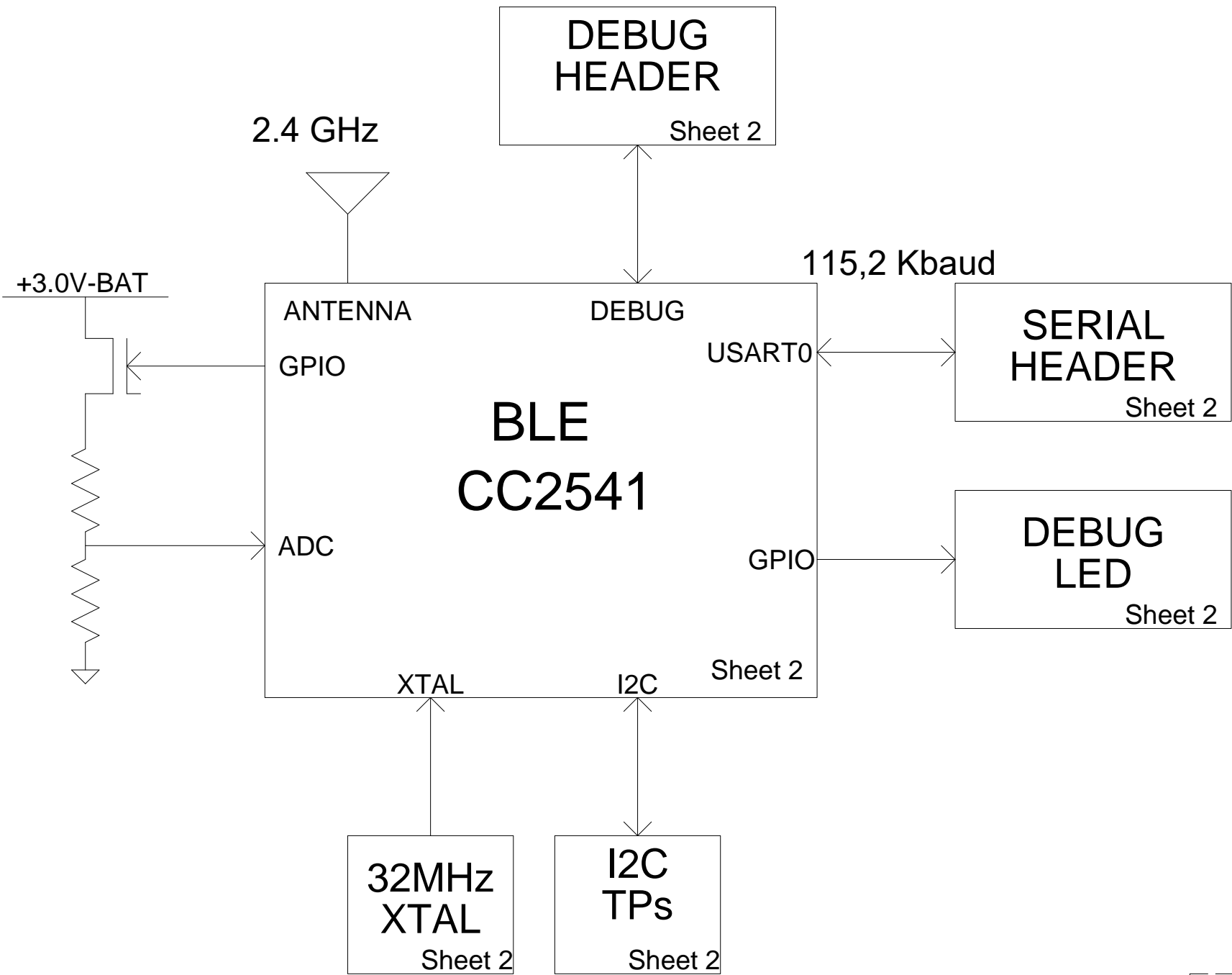


Revision History		
Rev.	Date	Description
2.0	2015.March.26	Initial Release
2.1	2015.March.27	Depopulated debug LEDs
2.2	2015.June.9	Populated 32kHz xtal circuit

NOTES

Copyright (C) 2015 Outsite Networks, Inc. All rights reserved.
Confidential and trade secret material of Outsite Networks, Inc.
1. The symbol  denotes components not (normally) inserted.
This component may be a contingency or for development only.



Block Diagram

PREPARED FOR:		BY:	
Outsite Networks, Inc		Neoventus Design Group, LLC A	
2551 Eltham Avenue, Ste. N		2350 Commonwealth Dr. Suite E	
Norfolk, VA 23513		Charlottesville, VA 22901	
https://www2.outsitenetworks.com/		www.neoventus.com	
TITLE			
All Points Beacon 4 (APB4)			
SIZE	DWG NO		REV
C	-		2.2
SCALE	SHEET	1 of 3	20-10-2015_10:11

CONFIDENTIAL

DRAWN BY
NEOVENTUS DES. GRP.