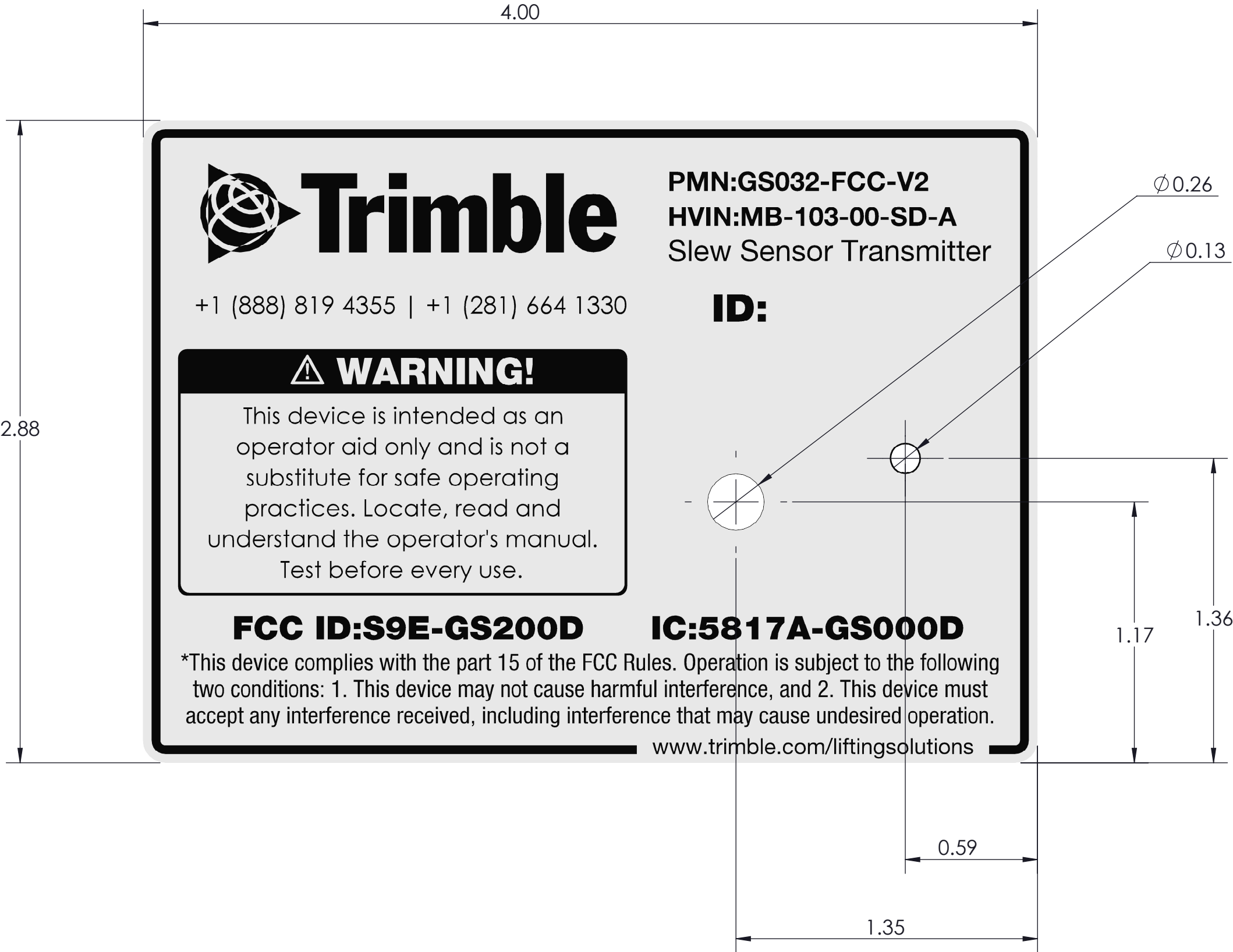


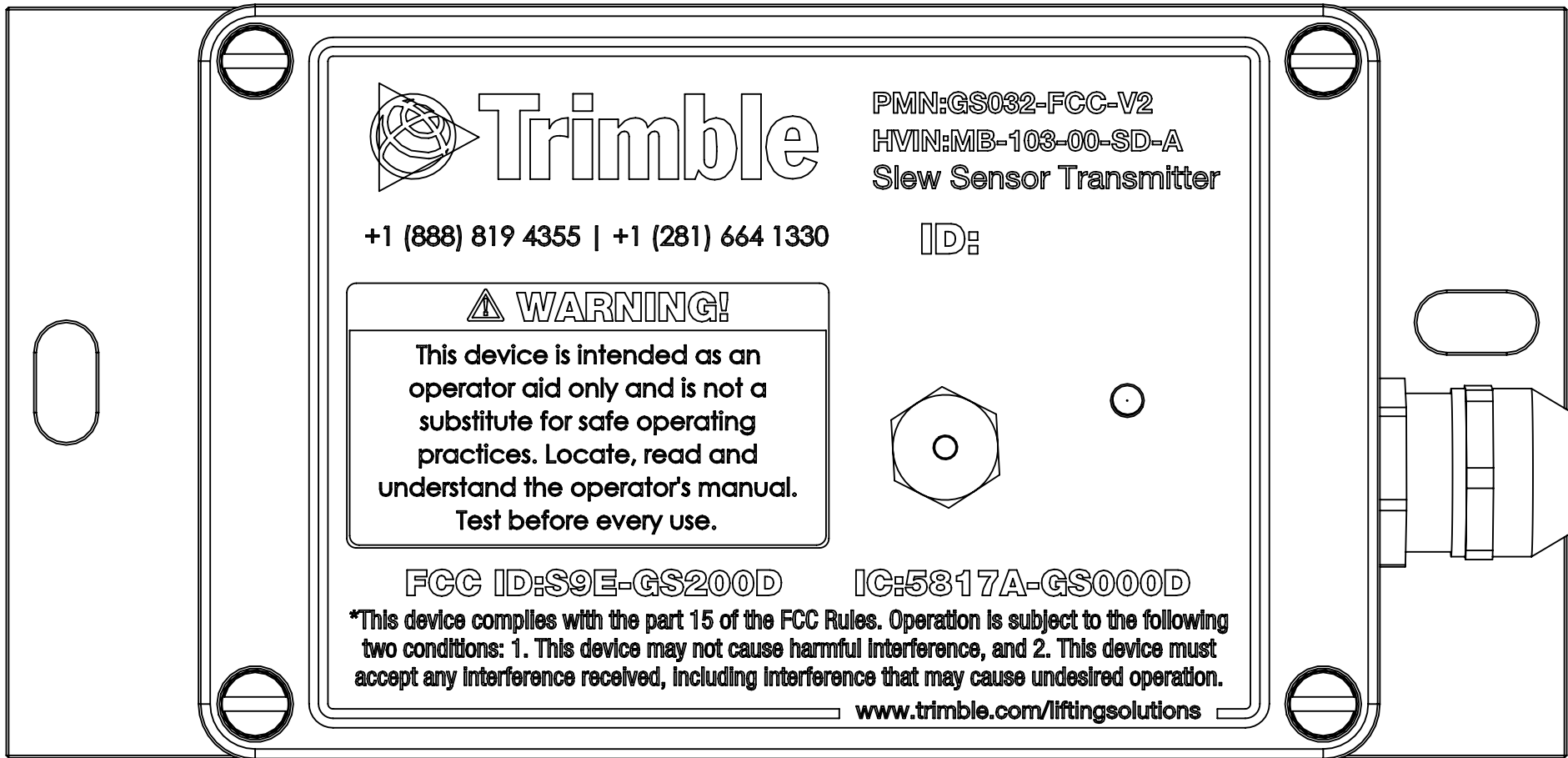
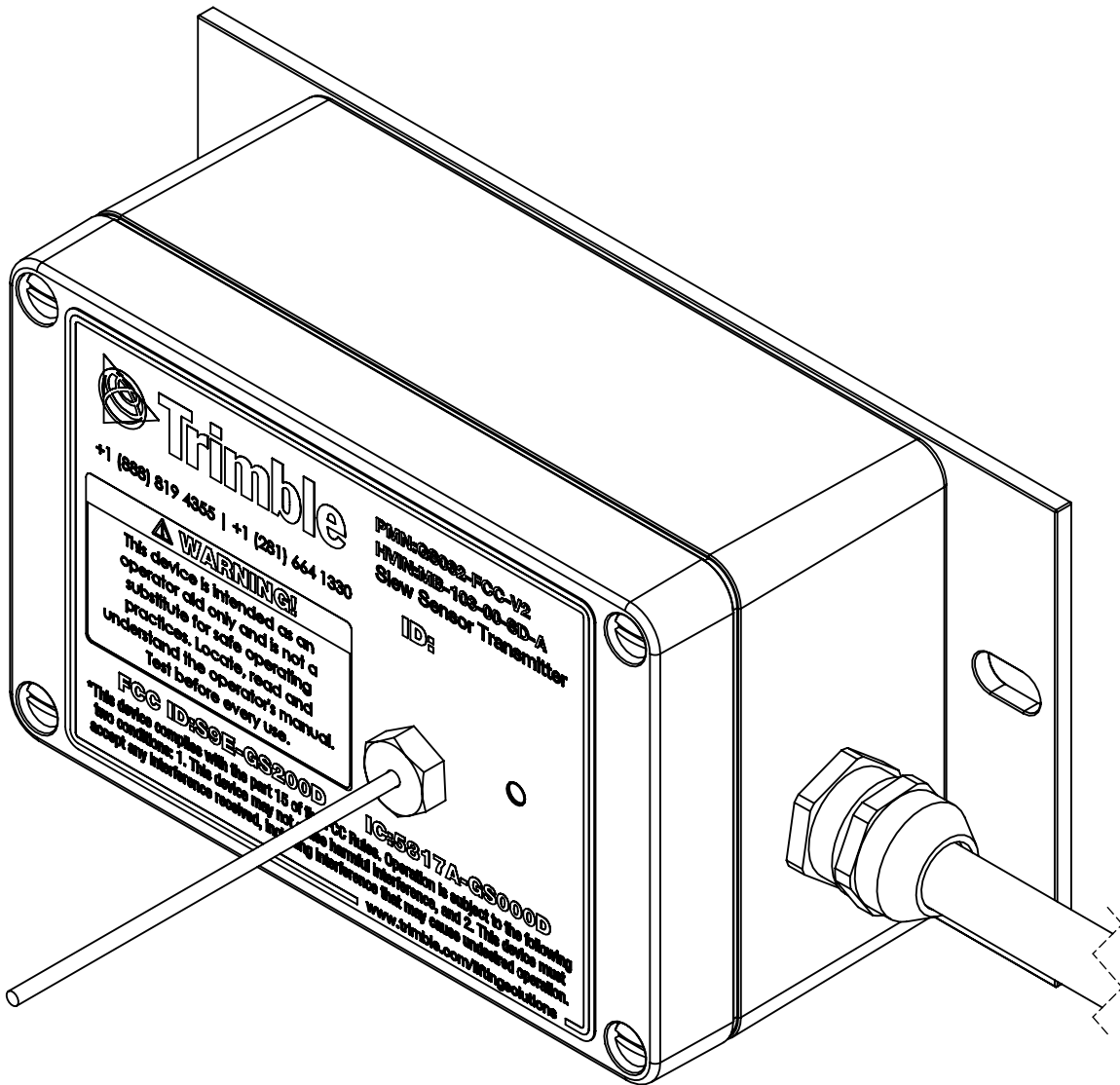
REVISIONS				
REV	ECO #	DESCRIPTION	DATE	APPRVD
1	-	INITIAL RELEASE	09-SEP-2024	



NOTES:
Dimensional tolerance: ± 15 mils

CONFIDENTIAL THIS DOCUMENT CONTAINS TRIMBLE INFORMATION AND SHALL NOT BE DUPLICATED, DISCLOSED TO OTHERS, OR USED FOR PURPOSES OTHER THAN TO CARRY OUT THE INTENT FOR WHICH THIS MATERIAL IS DELIVERED UNLESS WRITTEN CONSENT IS FIRST OBTAINED FROM TRIMBLE.				Trimble Inc. 935 Stewart Drive Sunnyvale, California 94085	
TOLERANCES UNLESS OTHERWISE SPECIFIED		THIRD ANGLE PROJECTION		FCC LABEL - GS032-FCC-V2 GS SERIES SLEW SENSOR	
.X $\pm .06$	mm:X. ± 1.0			SIZE	REV
.XX $\pm .015$	mm: .X $\pm .70$			C	A
.XXX $\pm .005$	mm: .XX $\pm .40$	DRAWING PREPARED IN ACCORDANCE WITH ASME Y14.5M-1994		DWG. NO.	
SURF. FIN:63 ✓	ANGLES: $\pm 1^\circ$	DRAWN BY:	PMR	UB304-GS032-FCC-V2	
TREATMENT		ENGINEER:		SCALE	
FINISH				2:1	
				SHEET	1 OF 2

REVISIONS				
REV	ECO #	DESCRIPTION	DATE	APPRVD



THIS DOCUMENT CONTAINS TRIMBLE CONFIDENTIAL INFORMATION AND SHALL NOT BE DUPLICATED, DISCLOSED TO OTHERS, OR USED FOR PURPOSES OTHER THAN TO CARRY OUT THE INTENT FOR WHICH THIS MATERIAL IS DELIVERED UNLESS WRITTEN CONSENT IS FIRST OBTAINED FROM TRIMBLE.		Trimble Trimble Inc. 935 Stewart Drive Sunnyvale, California 94085	
TOLERANCES UNLESS OTHERWISE SPECIFIED .X ± .06 mm: X. ± 1.0 .XX ± .015 mm: .X ± .70 .XXX ± .005 mm: .XX ± .40 SURF. FIN: 63 ✓ ANGLES: ± 1 °		FCC LABEL LOCATION GS SERIES SLEW SENSOR	
TREATMENT		DRAWN BY: PMR	SCALE
FINISH		ENGINEER:	
		SIZE C	DWG. NO.
		2:1	REV A
		SHEET 2 OF 2	