

OMNIFIT BRAIN (OCW-H20) USER MANUAL (Draft)

1. Included in the Package



OMNIFIT OCW-H20



User Manual





Earbuds (1 set)




Portable Pouch

2. Description of Parts





3. Charging



- ① For charging, do connect USB cable to right under USB charging port
- ② When the charger is connected, the Bluetooth pairing will be disconnected.
- ③ While charging, the LED indicator will show a solid red light.

*Charging Status LED Indicator



- OCW-H20 Battery status will appear on OMNIFIT Application.

4. Wearing



- ① Wear OCW-H20 where LED indicator must be located on right-side.
- ② Contact firmly EEG sensors onto forehead.
- ③ Put in earphones firmly. Earphones have a function of grounding.

5. Application Installation

Download OMNIFIT BRAIN App on Google Play store or Apple App store.



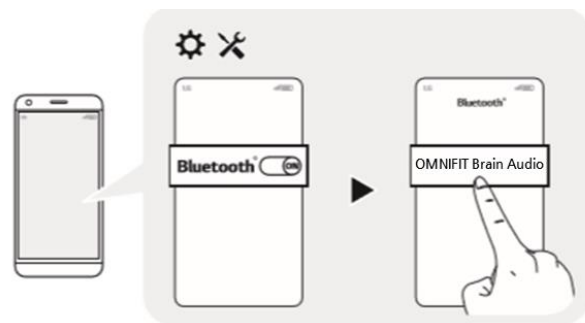
- Only available for Android 5.0 / iOS 10.0+ OS over, and Bluetooth 4.2 (BLE) enabled mobile devices (iOS 5s+).

6. Pairing

- ① **Audio Pairing**

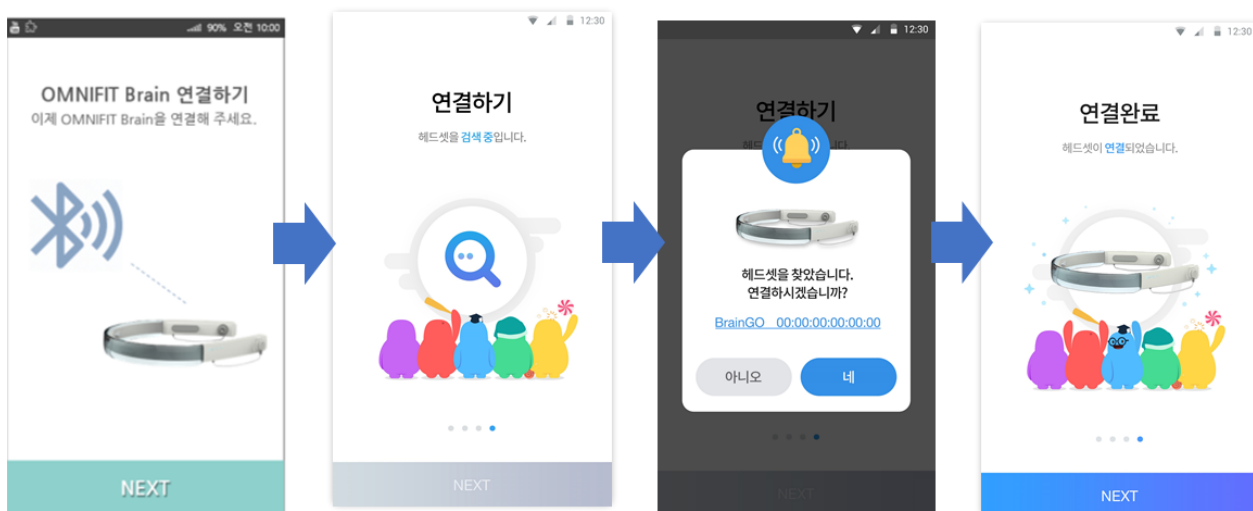


Press a power button for 3sec for power ON



On mobile phone setting, activate Bluetooth and select OMNIFIT Brain Audio from the list.

② EEG Sensors Pairing



On mobile phone setting, activate Bluetooth and search Bluetooth devices. Select OMNIFIT Brain Audio from the list for pairing.

7. LED Indicator

| Status | LED Indicator | | | Action |
|-----------------------|---------------|-------|---------|--|
| | Solid Light | Blink | Dimming | |
| Charging (Red) | | | | Charger connected |
| Fully Charged (Green) | | | | Charger connected |
| Power on (White) | | | | Power button pressed for 3sec |
| Low Battery (Red) | | | | When battery left under 5% |
| BT disconnected(Blue) | | | | When Power is on and BT not connected |
| BT connected (Blue) | | | | When BT connection succeeded, the blue light stays on for 3 sec and then turn off. |
| Measuring (Yellow) | | | | When measuring |

8. Specification

| Category | Item | Specification |
|------------------|--------------------|-------------------------------|
| Main Part | Main Chipset | EFM32BG1 |
| | EEG Sensors | 2 Channel |
| | Memory | N/A |
| | Bluetooth | BLE 4.2 |
| | Connection | BLE |
| | LED | RGB LED |
| | USB | Micro 5pin Connector |
| | Power on / off | Power Button |
| | Reset Switch | Reset switch |
| Audio Part | Main Chipset | CSR8670 |
| | Bluetooth | BT4.0 (16Mb internal memory) |
| | Connection | BT 4.0 |
| Earphone | Earphones/Earbuds | White Color |
| Battery | Li-polymer battery | 3.7V 300mAh (37x15x5t mm, 7g) |
| | Play time | Up to 14Hrs |
| | Standby time | Up to 500Hrs |
| | Charging time | < 2Hrs |
| Dimension/Weight | Dimension / Weight | 157.8 X 181 X 25.4mm / 50g |

9. Precautions

- Do not drop the device.
- Do not modify, repair, or disassemble.
- Do not expose directly to water, alcohol, benzene, etc for cleaning.
- Do not expose directly to flammables.
- Do not place or keep the device near flammables.
- Keep the device away from excessive humidity and dust.
- Only charge the headset with certified charger, otherwise it may be damaged.
- Do not expose the battery to extreme temperatures, never above +60°C (+140°F) or under -20°C (-4°F)

10. Limited Warranty

- The warranty is valid only if the original receipt issued to the original purchaser by the dealer, specifying the date of purchase and serial number, is presented with the product to be repaired or replaced. OMNIC&S reserved the right to refuse warranty service if this information has been removed or changed after the original purchase of the product from the dealer.
- This Warranty does not cover any failure of the product due to normal wear and tear, or due to misuse, including but not limited to use in other than the normal and customary manner, in accordance with instructions for use and maintenance of the product. Nor does this warranty cover any failure of the product due to accident, modification or adjustment, acts of God or damage resulting from liquid.
- This warranty does not cover product failures due to improper repair installations, modifications or service performed by a non-OMNIC&S authorized person. Tampering with any of seals on the product will void the warranty.
- OMNIC&S warrants this product to be free from defects in design, material and workmanship at the time of its original purchase by a consumer, and for a subsequent period of one (1) year.

OMNIFIT

www.omnifit.co.kr

2014 OMNIC&S Inc. All rights reserved

This product has been manufactured by, and is sold under the responsibility of OMNIC&S Inc., and OMNIC&S Inc. is the warrantor in relation to this product.

OMNIFIT® is a registered trade mark of OMNIC&S Inc.

Address: #314, 288 Digital-ro, Guro-gu, Seoul, Republic of Korea

FCC Information

This device complies with part 15 of the FCC Rules. Operation is subject to the following two conditions :

- (1) This Device may not cause harmful interface, and
- (2) This device must accept any interference received, including interference that may cause undesired operation.

Note: This equipment has been tested and found to comply with the limits for CLASS B digital device, pursuant to Part 15 of FCC Rules. These limits are designed to provide reasonable protection against harmful interference when the equipment is operated in a commercial environment. This equipment generates, uses and can radiate radio frequency energy and, if not installed and used in accordance with the instructions, may cause harmful interference to radio communications. However, there is no guarantee that interference will not occur in a particular installation. If this equipment does cause harmful interference to radio or television reception, which can be determined by turning the equipment off and on, the user is encouraged to try correct the interference by one or more of the following measures:

- 1.1. Reorient or relocate the receiving antenna.
- 1.2. Increase the separation between the equipment and receiver.
- 1.3. Connect the equipment into an outlet on a circuit different from that to which receiver is connected.
- 1.4. Consult the dealer or experienced radio/TV technician for help.

WARNING

Changes or modifications not expressly approved by the manufacturer could void the user's authority to operate the equipment.

"CAUTION : Exposure to Radio Frequency Radiation.

Antenna shall be mounted in such a manner to minimize the potential for human contact during normal operation. The antenna should not be contacted during operation to avoid the possibility of exceeding the FCC radio frequency exposure limit.