

FCC Test Report

Report No.: AGC16253240402FR04

FCC ID : 2AOVU-SN6BKUB
APPLICATION PURPOSE : Original Equipment
PRODUCT DESIGNATION : Set Top Box
BRAND NAME : N/A
MODEL NAME : SEI700B2MW, SN6BKXX(X=A-Z)
APPLICANT : Shenzhen SEI Robotics Co., Ltd
DATE OF ISSUE : May 14, 2024
STANDARD(S) : FCC Part 15 Subpart E §15.407
REPORT VERSION : V1.0

Attestation of Global Compliance (Shenzhen) Co., Ltd



Any report having not been signed by authorized approver, or having been altered without authorization, or having not been stamped by the "Dedicated Testing/Inspection Stamp" is deemed to be invalid. Copying or excerpting portion of, or altering the content of the report is not permitted without the written authorization of AGC. The test results presented in the report apply only to the tested sample. Any objections to report issued by AGC should be submitted to AGC within 15days after the issuance of the test report. Further enquiry of validity or verification of the test report should be addressed to AGC by agc01@agccert.com.

Attestation of Global Compliance(Shenzhen)Co., Ltd
Attestation of Global Compliance(Shenzhen)Std & Tech Co., Ltd
Tel: +86-755 2523 4088 E-mail: agc@agccert.com Web: <http://www.agccert.com/>



Report Revise Record

| Report Version | Revise Time | Issued Date | Valid Version | Notes |
|----------------|-------------|--------------|---------------|-----------------|
| V1.0 | / | May 14, 2024 | Valid | Initial Release |

Any report having not been signed by authorized approver, or having been altered without authorization, or having not been stamped by the “Dedicated Testing/Inspection Stamp” is deemed to be invalid. Copying or excerpting portion of, or altering the content of the report is not permitted without the written authorization of AGC. The test results presented in the report apply only to the tested sample. Any objections to report issued by AGC should be submitted to AGC within 15days after the issuance of the test report. Further enquiry of validity or verification of the test report should be addressed to AGC by agc01@agccert.com.

Attestation of Global Compliance(Shenzhen)Co., Ltd
Attestation of Global Compliance(Shenzhen)Std & Tech Co., Ltd
Tel: +86-755 2523 4088 E-mail: agc@agccert.com Web: <http://www.agccert.com/>

Table of Contents

| | |
|--|-----------|
| 1. General Information | 5 |
| 2. Product Information | 6 |
| 2.1 Product Technical Description | 6 |
| 2.2 Table of Carrier Frequency | 7 |
| 2.3 IEEE 802.11n Modulation Scheme | 8 |
| 2.5 Related Submittal(S) / Grant (S) | 9 |
| 2.6 Test Methodology | 9 |
| 2.7 Special Accessories | 9 |
| 2.8 Equipment Modifications | 9 |
| 2.9 Antenna Requirement | 9 |
| 2.10 Description of Available Antennas | 10 |
| 2.11 Description of Test Software | 11 |
| 3. Test Environment | 12 |
| 3.1 Address of The Test Laboratory | 12 |
| 3.2 Test Facility | 12 |
| 3.3 Environmental Conditions | 13 |
| 3.4 Measurement Uncertainty | 13 |
| 3.5 List of Equipment Used | 14 |
| 4. System Test Configuration | 16 |
| 4.1 EUT Configuration | 16 |
| 4.2 EUT Exercise | 16 |
| 4.3 Configuration of Tested System | 16 |
| 4.4 Equipment Used in Tested System | 16 |
| 4.5 Summary of Test Results | 17 |
| 5. Description of Test Modes | 18 |
| 6. Duty Cycle Measurement | 20 |
| 7. RF Output Power Measurement | 23 |
| 7.1 Provisions Applicable | 23 |
| 7.2 Measurement Procedure | 23 |
| 7.3 Measurement Setup (Block Diagram of Configuration) | 24 |
| 7.4 Measurement Result | 24 |
| 8. 6dB&26dB Bandwidth Measurement | 30 |
| 8.1 Provisions Applicable | 30 |
| 8.2 Measurement Procedure | 30 |
| 8.3 Measurement Setup (Block Diagram of Configuration) | 30 |

Any report having not been signed by authorized approver, or having been altered without authorization, or having not been stamped by the "Dedicated Testing/Inspection Stamp" is deemed to be invalid. Copying or excerpting portion of, or altering the content of the report is not permitted without the written authorization of AGC. The test results presented in the report apply only to the tested sample. Any objections to report issued by AGC should be submitted to AGC within 15days after the issuance of the test report. Further enquiry of validity or verification of the test report should be addressed to AGC by agc01@agccert.com.

| | |
|---|------------|
| 8.4 Measurement Results | 31 |
| 9. Power Spectral Density Measurement..... | 77 |
| 9.1 Provisions Applicable | 77 |
| 9.2 Measurement Procedure..... | 77 |
| 9.3 Measurement Setup (Block Diagram of Configuration) | 77 |
| 9.4 Measurement Result | 78 |
| 10. Conducted Band Edge and Out-of-Band Emissions..... | 112 |
| 10.1 Provisions Applicable | 112 |
| 10.2 Measurement Procedure..... | 112 |
| 10.3 Measurement Setup (Block Diagram of Configuration) | 112 |
| 10.4 Measurement Results | 113 |
| 11. Radiated Spurious Emission | 154 |
| 11.1 Measurement Limit | 154 |
| 11.2 Measurement Procedure | 155 |
| 11.3 Measurement Setup (Block Diagram of Configuration) | 157 |
| 11.4 Measurement Result | 158 |
| 12. AC Power Line Conducted Emission Test..... | 173 |
| 12.1 Measurement limit..... | 173 |
| 12.2 Block Diagram of Line Conducted Emission Test | 173 |
| 12.3 Preliminary Procedure of Line Conducted Emission Test..... | 174 |
| 12.4 Final Procedure of Line Conducted Emission Test..... | 174 |
| 12.5 Test Result of Line Conducted Emission Test..... | 175 |
| Appendix I: Photographs of Test Setup..... | 177 |
| Appendix II: Photographs of EUT..... | 177 |

Any report having not been signed by authorized approver, or having been altered without authorization, or having not been stamped by the “Dedicated Testing/Inspection Stamp” is deemed to be invalid. Copying or excerpting portion of, or altering the content of the report is not permitted without the written authorization of AGC. The test results presented in the report apply only to the tested sample. Any objections to report issued by AGC should be submitted to AGC within 15days after the issuance of the test report. Further enquiry of validity or verification of the test report should be addressed to AGC by agc01@agccert.com.

1. General Information

| | |
|------------------------------|---|
| Applicant | Shenzhen SEI Robotics Co., Ltd |
| Address | 4th Floor, Productivity Building D, #5 Hi-Tech Middle 2nd Road, Shenzhen Hi-Tech Industrial Park, Nanshan District, Shenzhen, China |
| Manufacturer | Shenzhen SEI Robotics Co., Ltd |
| Address | 4th Floor, Productivity Building D, #5 Hi-Tech Middle 2nd Road, Shenzhen Hi-Tech Industrial Park, Nanshan District, Shenzhen, China |
| Factory | Shenzhen SEI Robotics Co., Ltd |
| Address | 4th Floor, Productivity Building D, #5 Hi-Tech Middle 2nd Road, Shenzhen Hi-Tech Industrial Park, Nanshan District, Shenzhen, China |
| Product Designation | Set Top Box |
| Brand Name | N/A |
| Test Model | SEI700B2MW |
| Series Model(s) | SN6BKXX(X=A-Z) |
| Difference Description | All the same except for the model name and appearance color. |
| Date of receipt of test item | Apr. 16, 2024 |
| Date of Test | Apr. 16, 2024~ May 14, 2024 |
| Deviation from Standard | No any deviation from the test method |
| Condition of Test Sample | Normal |
| Test Result | Pass |
| Test Report Form No | AGCER-FCC-5G WLAN-V1 |

Note: The test results of this report relate only to the tested sample identified in this report.

Prepared By

*Thea Huang*Thea Huang
(Project Engineer)

May 14, 2024

Reviewed By

*Calvin Liu*Calvin Liu
(Reviewer)

May 14, 2024

Approved By

*Max Zhang*Max Zhang
Authorized Officer

May 14, 2024

Any report having not been signed by authorized approver, or having been altered without authorization, or having not been stamped by the "Dedicated Testing/Inspection Stamp" is deemed to be invalid. Copying or excerpting portion of, or altering the content of the report is not permitted without the written authorization of AGC. The test results presented in the report apply only to the tested sample. Any objections to report issued by AGC should be submitted to AGC within 15days after the issuance of the test report. Further enquiry of validity or verification of the test report should be addressed to AGC by agc01@agccert.com.

Attestation of Global Compliance(Shenzhen)Co., Ltd

Attestation of Global Compliance(Shenzhen)Std & Tech Co., Ltd

Tel: +86-755 2523 4088 E-mail: agc@agccert.com Web: http://www.agccert.com/

2. Product Information

2.1 Product Technical Description

| | |
|----------------------|--|
| Equipment Type | <input type="checkbox"/> Outdoor access points <input type="checkbox"/> Fixed P2P access points <input type="checkbox"/> Indoor access points <input checked="" type="checkbox"/> Client devices |
| Operation Frequency | <input checked="" type="checkbox"/> U-NII 1:5150MHz~5250MHz <input type="checkbox"/> U-NII 2A: 5250MHz~5350MHz <input type="checkbox"/> U-NII 2C:5470MHz~5725MHz <input checked="" type="checkbox"/> U-NII 3: 5725MHz~5850MHz |
| DFS Design Type | <input type="checkbox"/> Master <input type="checkbox"/> Slave with radar detection <input checked="" type="checkbox"/> Slave without radar detection |
| TPC Function | <input type="checkbox"/> Yes <input checked="" type="checkbox"/> No |
| Hardware Version | SMB.316.02 |
| Software Version | Android R (v11.7.6673) |
| Test Frequency Range | For 802.11a/n-HT20/ac-VHT20: 5180~5240MHz, 5745~5825MHz For 802.11n-HT40/ac-VHT40: 5190~5230MHz, 5755~5795MHz For 802.11ac-VHT80: 5210MHz, 5775MHz |
| RF Output Power | IEEE 802.11a(HT20):13.64dBm; IEEE 802.11n(HT20):13.58dBm; IEEE802.11n(HT40):12.25dBm; IEEE 802.11ac(VHT20):14.99dBm; IEEE802.11ac(VHT40):13.10dBm; IEEE802.11ac(VHT80):12.25dBm; |
| RF Output Power_MIMO | IEEE 802.11nHT(20):14.92 dBm;IEEE802.11n(HT40):14.31dBm IEEE 802.11ac(VHT20):16.33dBm; IEEE802.11ac(VHT40):14.99dBm; IEEE802.11ac(VHT80):13.76dBm; |
| Modulation | 802.11a/n:(64-QAM, 16-QAM, QPSK, BPSK) OFDM 802.11ac :(256-QAM, 64-QAM, 16-QAM, QPSK, BPSK) OFDM |
| Data Rate | 802.11a:6/9/12/18/24/36/48/54Mbps; 802.11n:up to 300Mbps; 802.11ac:up to 866.6Mbps; |
| Number of channels | 7 channels of U-NII-1 Band 8 channels of U- NII 3 Band |
| Antenna Designation | PCB onboard antenna |
| Antenna Gain | Refer to Chapter 2.10 of the report. |
| Power Supply | DC 12V by battery |

Any report having not been signed by authorized approver, or having been altered without authorization, or having not been stamped by the "Dedicated Testing/Inspection Stamp" is deemed to be invalid. Copying or excerpting portion of, or altering the content of the report is not permitted without the written authorization of AGC. The test results presented in the report apply only to the tested sample. Any objections to report issued by AGC should be submitted to AGC within 15days after the issuance of the test report. Further enquiry of validity or verification of the test report should be addressed to AGC by agc01@agccert.com.

2.2 Table of Carrier Frequency

For 5180~5240MHz:

4 channels are provided for 802.11a, 802.11n (HT20), 802.11ac (VHT20):

| Channel | Frequency | Channel | Frequency |
|---------|-----------|---------|-----------|
| 36 | 5180 MHz | 44 | 5220 MHz |
| 40 | 5200 MHz | 48 | 5240 MHz |

2 channels are provided for 802.11n (HT40), 802.11ac (VHT40):

| Channel | Frequency | Channel | Frequency |
|---------|-----------|---------|-----------|
| 38 | 5190 MHz | 46 | 5230 MHz |

1 channel is provided for 802.11ac (VHT80):

| Channel | Frequency | Channel | Frequency |
|---------|-----------|---------|-----------|
| 42 | 5210 MHz | -- | -- |

For 5745~5825MHz:

5 channels are provided for 802.11a, 802.11n (HT20), 802.11ac (VHT20) , 802.11ax (HE20):

| Channel | Frequency | Channel | Frequency |
|---------|-----------|---------|-----------|
| 149 | 5745 MHz | 161 | 5805 MHz |
| 153 | 5765 MHz | 165 | 5825 MHz |
| 157 | 5785 MHz | -- | -- |

2 channels are provided for 802.11n (HT40), 802.11ac (VHT40), 802.11ax (HE40):

| Channel | Frequency | Channel | Frequency |
|---------|-----------|---------|-----------|
| 151 | 5755 MHz | 159 | 5795 MHz |

1 channel is provided for 802.11ac (VHT80), 802.11ax (HE80):

| Channel | Frequency | Channel | Frequency |
|---------|-----------|---------|-----------|
| 155 | 5775 MHz | -- | -- |

Any report having not been signed by authorized approver, or having been altered without authorization, or having not been stamped by the "Dedicated Testing/Inspection Stamp" is deemed to be invalid. Copying or excerpting portion of, or altering the content of the report is not permitted without the written authorization of AGC. The test results presented in the report apply only to the tested sample. Any objections to report issued by AGC should be submitted to AGC within 15days after the issuance of the test report. Further enquiry of validity or verification of the test report should be addressed to AGC by agc01@agccert.com.

2.3 IEEE 802.11n Modulation Scheme

| MCS Index | N _{ss} | Modulation | R | N _{BPSC} | N _{CBPS} | | N _{DBPS} | | Data rate (Mbps) | |
|-----------|-----------------|------------|-----|-------------------|-------------------|-------|-------------------|-------|------------------|-------|
| | | | | | | | | | 800nsGI | |
| | | | | | 20MHz | 40MHz | 20MHz | 40MHz | 20MHz | 40MHz |
| 0 | 1 | BPSK | 1/2 | 1 | 52 | 108 | 26 | 54 | 6.5 | 13.5 |
| 1 | 1 | QPSK | 1/2 | 2 | 104 | 216 | 52 | 108 | 13.0 | 27.0 |
| 2 | 1 | QPSK | 3/4 | 2 | 104 | 216 | 78 | 162 | 19.5 | 40.5 |
| 3 | 1 | 16-QAM | 1/2 | 4 | 208 | 432 | 104 | 216 | 26.0 | 54.0 |
| 4 | 1 | 16-QAM | 3/4 | 4 | 208 | 432 | 156 | 324 | 39.0 | 81.0 |
| 5 | 1 | 64-QAM | 2/3 | 6 | 312 | 648 | 208 | 432 | 52.0 | 108.0 |
| 6 | 1 | 64-QAM | 3/4 | 6 | 312 | 648 | 234 | 489 | 58.5 | 121.5 |
| 7 | 1 | 64-QAM | 5/6 | 6 | 312 | 648 | 260 | 540 | 65.0 | 135.0 |

| Symbol | Explanation |
|--------|---|
| NSS | Number of spatial streams |
| R | Code rate |
| NBPSC | Number of coded bits per single carrier |
| NCBPS | Number of coded bits per symbol |
| NDBPS | Number of data bits per symbol |
| GI | Guard interval |

Any report having not been signed by authorized approver, or having been altered without authorization, or having not been stamped by the "Dedicated Testing/Inspection Stamp" is deemed to be invalid. Copying or excerpting portion of, or altering the content of the report is not permitted without the written authorization of AGC. The test results presented in the report apply only to the tested sample. Any objections to report issued by AGC should be submitted to AGC within 15days after the issuance of the test report. Further enquiry of validity or verification of the test report should be addressed to AGC by agc01@agccert.com.

2.5 Related Submittal(S) / Grant (S)

This submittal(s) (test report) is intended for **FCC ID: 2AOVU-SN6BKUB** filing to comply with the FCC Part 15 requirements.

2.6 Test Methodology

| No. | Identity | Document Title |
|-----|--------------------|---|
| 1 | FCC 47 CFR Part 2 | Frequency allocations and radio treaty matters; general rules and regulations |
| 2 | FCC 47 CFR Part 15 | Radio Frequency Devices |
| 3 | ANSI C63.10-2013 | American National Standard for Testing Unlicensed Wireless Devices |
| 4 | KDB 662911 | 662911 D01 Multiple Transmitter Output v02r01 |
| 5 | KDB 789033 | 789033 D02 General U-NII Test Procedures New Rules v02r01 |

2.7 Special Accessories

Refer to section 4.4.

2.8 Equipment Modifications

Not available for this EUT intended for grant.

2.9 Antenna Requirement

| Standard Requirement |
|---|
| <p>15.203 requirement: An intentional radiator shall be designed to ensure that no antenna other than that furnished by the responsible party shall be used with the device. The use of a permanently attached antenna or of an antenna that uses a unique coupling to the intentional radiator, the manufacturer may design the unit so that a broken antenna can be replaced by the user, but the use of a standard antenna jack or electrical connector is prohibited.</p> |
| <p>EUT Antenna: The non-detachable antenna inside the device cannot be replaced by the user at will. The gain of the antenna refer to Section 2.10 of the report</p> |

Any report having not been signed by authorized approver, or having been altered without authorization, or having not been stamped by the "Dedicated Testing/Inspection Stamp" is deemed to be invalid. Copying or excerpting portion of, or altering the content of the report is not permitted without the written authorization of AGC. The test results presented in the report apply only to the tested sample. Any objections to report issued by AGC should be submitted to AGC within 15days after the issuance of the test report. Further enquiry of validity or verification of the test report should be addressed to AGC by agc01@agccert.com.

Attestation of Global Compliance(Shenzhen)Co., Ltd
Attestation of Global Compliance(Shenzhen)Std & Tech Co., Ltd
Tel: +86-755 2523 4088 E-mail: agc@agccert.com Web: http://www.agccert.com/

2.10 Description of Available Antennas

| Antenna Type | Frequency Band (MHz) | TX Paths | Bandwidth (MHz) | Max Peak Gain (dBi) | | Max Directional Gain (dBi) |
|--|----------------------|----------|-----------------|---------------------|--------|----------------------------|
| | | | | Ant 1 | Ant 2 | |
| 5G WIFI PCB Antenna List (5GHz 2*2 MIMO) | | | | | | |
| PCB Antenna | 5150 ~ 5250 | 2 | 20,40,80 | -3.123 | -7.824 | -0.113 |
| | 5725 ~ 5850 | 2 | 20,40,80 | -4.272 | -2.085 | 0.925 |

Note 1: The EUT supports Cyclic Delay Diversity (CDD) technology for 802.11n/ac/ax mode.

Note 2: The EUT supports Cyclic Delay Diversity (CDD) mode, and CDD signals are correlated.

If all antennas have the same gain, G_{ANT} , Directional gain = G_{ANT} + Array Gain, where Array Gain is as follows.

- For power spectral density (PSD) measurements on devices:

$$\text{Array Gain} = 10 \log (N_{ANT} / N_{SS}) \text{ dB} = 3.01;$$

- For power measurements on IEEE 802.11 devices:

$$\text{Array Gain} = 0 \text{ dB for } N_{ANT} \leq 4;$$

$$\text{Array Gain} = 0 \text{ dB (i.e., no array gain) for channel widths } \geq 40 \text{ MHz for any } N_{ANT};$$

$$\text{Array Gain} = 5 \log(N_{ANT}/N_{SS}) \text{ dB or } 3 \text{ dB, whichever is less, for } 20 \text{ MHz channel widths with } N_{ANT} \geq 5.$$

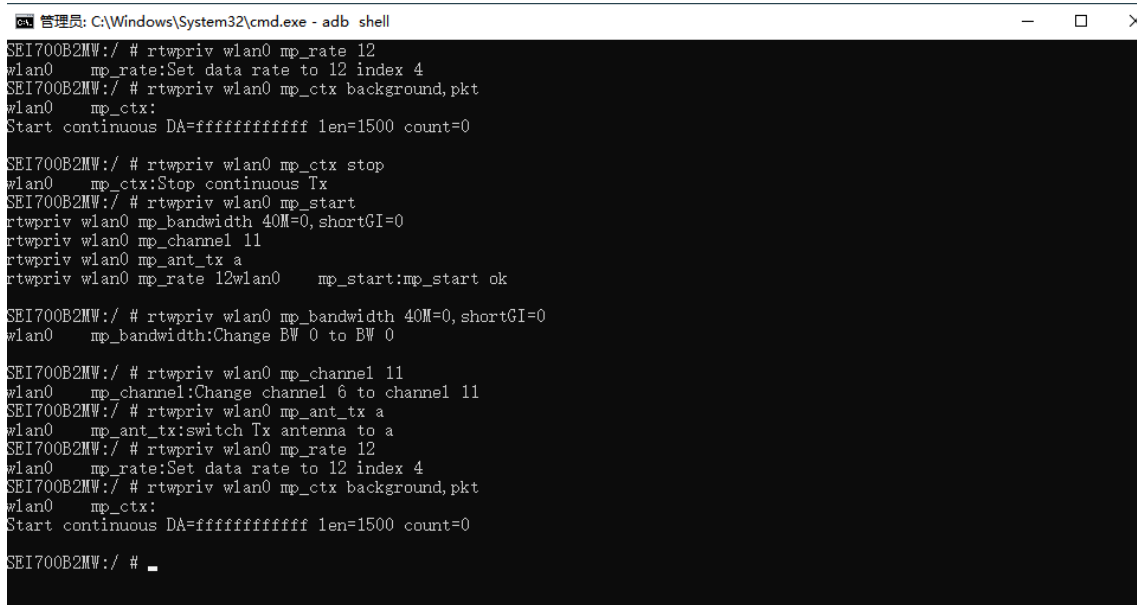
If antenna gains are not equal, Directional gain may be calculated by using the formulas applicable to equal gain antennas with G_{ANT} set equal to the gain of the antenna having the highest gain.

2.11 Description of Test Software

For IEEE 802.11 mode:

The test utility software used during testing was “cmd”

Software Setting Diagram



```

管理员: C:\Windows\System32\cmd.exe - adb shell
SEI700B2MW:/ # rtwpriv wlan0 mp_rate 12
wlan0 mp_rate:Set data rate to 12 index 4
SEI700B2MW:/ # rtwpriv wlan0 mp_ctx background,pkt
wlan0 mp_ctx:
Start continuous DA=ffffffff len=1500 count=0

SEI700B2MW:/ # rtwpriv wlan0 mp_ctx stop
wlan0 mp_ctx:Stop continuous Tx
SEI700B2MW:/ # rtwpriv wlan0 mp_start
rtwpriv wlan0 mp_bandwidth 40M=0,shortGI=0
rtwpriv wlan0 mp_channel 11
rtwpriv wlan0 mp_ant_tx a
rtwpriv wlan0 mp_rate 12wlan0 mp_start:mp_start ok

SEI700B2MW:/ # rtwpriv wlan0 mp_bandwidth 40M=0,shortGI=0
wlan0 mp_bandwidth:Change BW 0 to BW 0

SEI700B2MW:/ # rtwpriv wlan0 mp_channel 11
wlan0 mp_channel:Change channel 6 to channel 11
SEI700B2MW:/ # rtwpriv wlan0 mp_ant_tx a
wlan0 mp_ant_tx:switch Tx antenna to a
SEI700B2MW:/ # rtwpriv wlan0 mp_rate 12
wlan0 mp_rate:Set data rate to 12 index 4
SEI700B2MW:/ # rtwpriv wlan0 mp_ctx background,pkt
wlan0 mp_ctx:
Start continuous DA=ffffffff len=1500 count=0

SEI700B2MW:/ # .
  
```

| Test Mode | Channel | Power Index | |
|-----------------|---------|-------------|---------|
| | | Chain 0 | Chain 1 |
| 802.11a | L/M/H | default | default |
| 802.11n(HT20) | L/M/H | default | default |
| 802.11n(HT40) | L/M/H | default | default |
| 802.11ac(VHT20) | L/M/H | default | default |
| 802.11ac(VHT40) | L/M/H | default | default |
| 802.11ac(VHT80) | L/M/H | default | default |

Any report having not been signed by authorized approver, or having been altered without authorization, or having not been stamped by the “Dedicated Testing/Inspection Stamp” is deemed to be invalid. Copying or excerpting portion of, or altering the content of the report is not permitted without the written authorization of AGC. The test results presented in the report apply only to the tested sample. Any objections to report issued by AGC should be submitted to AGC within 15days after the issuance of the test report. Further enquiry of validity or verification of the test report should be addressed to AGC by agc01@agccert.com.

3. Test Environment

3.1 Address of The Test Laboratory

Laboratory: Attestation of Global Compliance (Shenzhen) Co., Ltd.

Address: 1-2/F, Building 19, Junfeng Industrial Park, Chongqing Road, Heping Community, Fuhai Street, Bao'an District, Shenzhen, Guangdong, China

3.2 Test Facility

The test facility is recognized, certified, or accredited by the following organizations:

CNAS-Lab Code: L5488

Attestation of Global Compliance (Shenzhen) Co., Ltd. has been assessed and proved to follow CNAS-CL01 Accreditation Criteria for Testing and Calibration Laboratories (identical to ISO/IEC17025: 2017 General Requirements for the Competence of Testing and Calibration Laboratories.)

A2LA-Lab Cert. No.: 5054.02

Attestation of Global Compliance (Shenzhen) Co., Ltd. EMC Laboratory has been accredited by A2LA for technical competence in the field of electrical testing, and proved to follow ISO/IEC 17025: 2017 General Requirements for the Competence of Testing and Calibration Laboratories and any additional program requirements in the identified field of testing.

FCC-Registration No.: 975832

Attestation of Global Compliance (Shenzhen) Co., Ltd. EMC Laboratory has been registered and fully described in a report filed with the FCC (Federal Communications Commission). The acceptance letter from the FCC is maintained in our files with Registration 975832.

IC-Registration No.: 24842 (CAB identifier: CN0063)

Attestation of Global Compliance (Shenzhen) Co., Ltd. EMC Laboratory has been registered and fully described in a report filed with the Certification and Engineering Bureau of Industry Canada. The acceptance letter from the IC is maintained in our files with Registration 24842.

Any report having not been signed by authorized approver, or having been altered without authorization, or having not been stamped by the "Dedicated Testing/Inspection Stamp" is deemed to be invalid. Copying or excerpting portion of, or altering the content of the report is not permitted without the written authorization of AGC. The test results presented in the report apply only to the tested sample. Any objections to report issued by AGC should be submitted to AGC within 15days after the issuance of the test report. Further enquiry of validity or verification of the test report should be addressed to AGC by agc01@agccert.com.

Attestation of Global Compliance(Shenzhen)Co., Ltd
Attestation of Global Compliance(Shenzhen)Std & Tech Co., Ltd
Tel: +86-755 2523 4088 E-mail: agc@agccert.com Web: <http://www.agccert.com/>

3.3 Environmental Conditions

| | Normal Conditions |
|-------------------------|-------------------|
| Temperature range (°C) | 15 - 35 |
| Relative humidity range | 20% - 75% |
| Pressure range (kPa) | 86 - 106 |
| Power supply | DC 12V |

3.4 Measurement Uncertainty

The reported uncertainty of measurement $y \pm U$, where expanded uncertainty U is based on a standard uncertainty multiplied by a coverage factor of $k=2$, providing a level of confidence of approximately 95%.

| Item | Measurement Uncertainty |
|---|----------------------------|
| Uncertainty of Conducted Emission for AC Port | $U_c = \pm 2.9 \text{ dB}$ |
| Uncertainty of Radiated Emission below 1GHz | $U_c = \pm 3.9 \text{ dB}$ |
| Uncertainty of Radiated Emission above 1GHz | $U_c = \pm 4.9 \text{ dB}$ |
| Uncertainty of total RF power, conducted | $U_c = \pm 0.8 \text{ dB}$ |
| Uncertainty of RF power density, conducted | $U_c = \pm 2.6 \text{ dB}$ |
| Uncertainty of spurious emissions, conducted | $U_c = \pm 2 \%$ |
| Uncertainty of Occupied Channel Bandwidth | $U_c = \pm 2.7 \%$ |

Any report having not been signed by authorized approver, or having been altered without authorization, or having not been stamped by the "Dedicated Testing/Inspection Stamp" is deemed to be invalid. Copying or excerpting portion of, or altering the content of the report is not permitted without the written authorization of AGC. The test results presented in the report apply only to the tested sample. Any objections to report issued by AGC should be submitted to AGC within 15days after the issuance of the test report. Further enquiry of validity or verification of the test report should be addressed to AGC by agc01@agccert.com.

Attestation of Global Compliance(Shenzhen)Co., Ltd
Attestation of Global Compliance(Shenzhen)Std & Tech Co., Ltd
Tel: +86-755 2523 4088 E-mail: agc@agccert.com Web: <http://www.agccert.com/>

3.5 List of Equipment Used

| ● RF Conducted Test System | | | | | | | |
|-------------------------------------|---------------|---------------------|--------------|------------|------------|---------------------------|---------------------------|
| Used | Equipment No. | Test Equipment | Manufacturer | Model No. | Serial No. | Last Cal. Date (YY-MM-DD) | Next Cal. Date (YY-MM-DD) |
| <input checked="" type="checkbox"/> | AGC-ER-E036 | Spectrum Analyzer | Agilent | N9020A | MY49100060 | 2023-06-01 | 2024-05-31 |
| <input checked="" type="checkbox"/> | AGC-ER-E062 | Power Sensor | Agilent | U2021XA | MY54110007 | 2024-02-01 | 2025-01-31 |
| <input checked="" type="checkbox"/> | AGC-ER-E063 | Power Sensor | Agilent | U2021XA | MY54110009 | 2024-02-01 | 2025-01-31 |
| <input checked="" type="checkbox"/> | AGC-EM-A152 | 6dB Attenuator | Eeatsheep | LM-XX-6-5W | N/A | 2023-06-09 | 2024-06-08 |
| <input checked="" type="checkbox"/> | AGC-ER-E083 | Signal Generator | Agilent | E4421B | US39340815 | 2023-06-01 | 2024-05-31 |
| <input checked="" type="checkbox"/> | N/A | RF Connection Cable | N/A | 1# | N/A | Each time | N/A |
| <input checked="" type="checkbox"/> | N/A | RF Connection Cable | N/A | 2# | N/A | Each time | N/A |

| ● Radiated Spurious Emission | | | | | | | |
|-------------------------------------|---------------|-------------------------------|--------------|------------|------------|---------------------------|---------------------------|
| Used | Equipment No. | Test Equipment | Manufacturer | Model No. | Serial No. | Last Cal. Date (YY-MM-DD) | Next Cal. Date (YY-MM-DD) |
| <input type="checkbox"/> | AGC-EM-E046 | EMI Test Receiver | R&S | ESCI | 10096 | 2024-02-01 | 2025-01-31 |
| <input checked="" type="checkbox"/> | AGC-EM-E116 | EMI Test Receiver | R&S | ESCI | 100034 | 2023-06-03 | 2024-06-02 |
| <input checked="" type="checkbox"/> | AGC-EM-E061 | Spectrum Analyzer | Agilent | N9010A | MY53470504 | 2023-06-01 | 2024-05-31 |
| <input checked="" type="checkbox"/> | AGC-EM-E086 | Loop Antenna | ZHINAN | ZN30900C | 18051 | 2024-03-05 | 2026-03-04 |
| <input checked="" type="checkbox"/> | AGC-EM-E001 | Wideband Antenna | SCHWARZBECK | VULB9168 | D69250 | 2023-05-11 | 2025-05-10 |
| <input checked="" type="checkbox"/> | AGC-EM-E029 | Broadband Ridged Horn Antenna | ETS | 3117 | 00034609 | 2024-03-31 | 2025-03-30 |
| <input checked="" type="checkbox"/> | AGC-EM-E082 | Horn Antenna | SCHWARZBECK | BBHA 9170 | #768 | 2023-09-24 | 2025-09-23 |
| <input checked="" type="checkbox"/> | AGC-EM-E146 | Pre-amplifier | ETS | 3117-PA | 00246148 | 2022-08-04 | 2024-08-03 |
| <input checked="" type="checkbox"/> | AGC-EM-A119 | 2.4G Filter | SongYi | N/A | N/A | 2023-06-01 | 2024-05-31 |
| <input type="checkbox"/> | AGC-EM-A138 | 6dB Attenuator | Eeatsheep | LM-XX-6-5W | N/A | 2023-06-09 | 2024-06-08 |
| <input checked="" type="checkbox"/> | AGC-EM-A139 | 6dB Attenuator | Eeatsheep | LM-XX-6-5W | N/A | 2023-06-09 | 2024-06-08 |

| ● AC Power Line Conducted Emission | | | | | | | |
|-------------------------------------|---------------|-------------------|--------------|------------|------------|---------------------------|---------------------------|
| Used | Equipment No. | Test Equipment | Manufacturer | Model No. | Serial No. | Last Cal. Date (YY-MM-DD) | Next Cal. Date (YY-MM-DD) |
| <input checked="" type="checkbox"/> | AGC-EM-E045 | EMI Test Receiver | R&S | ESPI | 101206 | 2023-06-03 | 2024-06-02 |
| <input checked="" type="checkbox"/> | AGC-EM-A130 | 6dB Attenuator | Eeatsheep | LM-XX-6-5W | DC-6GZ | 2023-06-09 | 2024-06-08 |
| <input checked="" type="checkbox"/> | AGC-EM-E023 | AMN | R&S | 100086 | ESH2-Z5 | 2023-06-03 | 2024-06-02 |

Any report having not been signed by authorized approver, or having been altered without authorization, or having not been stamped by the "Dedicated Testing/Inspection Stamp" is deemed to be invalid. Copying or excerpting portion of, or altering the content of the report is not permitted without the written authorization of AGC. The test results presented in the report apply only to the tested sample. Any objections to report issued by AGC should be submitted to AGC within 15days after the issuance of the test report. Further enquiry of validity or verification of the test report should be addressed to AGC by agc01@agccert.com.

| ● Test Software | | | | | |
|-------------------------------------|---------------|---------------------|--------------|----------------------|---------------------|
| Used | Equipment No. | Test Equipment | Manufacturer | Model No. | Version Information |
| <input checked="" type="checkbox"/> | AGC-EM-S001 | CE Test System | R&S | ES-K1 | V1.71 |
| <input checked="" type="checkbox"/> | AGC-EM-S003 | RE Test System | FARA | EZ-EMC | VRA-03A |
| <input checked="" type="checkbox"/> | AGC-ER-S012 | BT/WIFI Test System | Tonscend | JS1120-2 | 2.6 |
| <input checked="" type="checkbox"/> | AGC-EM-S011 | RSE Test System | Tonscend | TS+-Ver2.1(JS36-RSE) | 4.0.0.0 |

Any report having not been signed by authorized approver, or having been altered without authorization, or having not been stamped by the “Dedicated Testing/Inspection Stamp” is deemed to be invalid. Copying or excerpting portion of, or altering the content of the report is not permitted without the written authorization of AGC. The test results presented in the report apply only to the tested sample. Any objections to report issued by AGC should be submitted to AGC within 15days after the issuance of the test report. Further enquiry of validity or verification of the test report should be addressed to AGC by agc01@agccert.com.

4. System Test Configuration

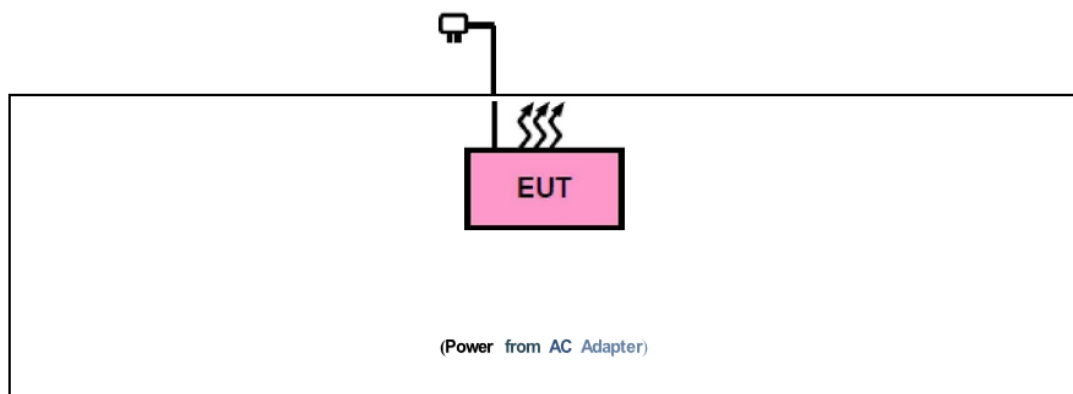
4.1 EUT Configuration

The EUT configuration for testing is installed on RF field strength measurement to meet the Commission's requirement and operating in a manner which intends to maximize its emission characteristics in a continuous normal application.

4.2 EUT Exercise

The Transmitter was operated in the normal operating mode. The TX frequency was fixed which was for the purpose of the measurements.

4.3 Configuration of Tested System



4.4 Equipment Used in Tested System

The following peripheral devices and interface cables were connected during the measurement:

☐ Test Accessories Come From The Laboratory

| No. | Equipment | Model No. | Manufacturer | Specification Information | Cable |
|-----|-----------|-----------|--------------|---------------------------|-------|
| 1 | | | | | -- |
| 2 | | | | | -- |

☒ Test Accessories Come From The Manufacturer

| No. | Equipment | Model No. | Manufacturer | Specification Information | Cable |
|-----|-----------|-------------------|--|---|-------|
| 1 | Adapter | F12L46-120100SPAU | CHENZHOUE FRECOM ELECTRONICS CO., LTD. | Input: AC100~240V.50/60Hz Output: DC12V/1.0A | -- |
| 2 | USB Cable | -- | -- | -- | -- |

Any report having not been signed by authorized approver, or having been altered without authorization, or having not been stamped by the "Dedicated Testing/Inspection Stamp" is deemed to be invalid. Copying or excerpting portion of, or altering the content of the report is not permitted without the written authorization of AGC. The test results presented in the report apply only to the tested sample. Any objections to report issued by AGC should be submitted to AGC within 15days after the issuance of the test report. Further enquiry of validity or verification of the test report should be addressed to AGC by agc01@agccert.com.

Attestation of Global Compliance(Shenzhen)Co., Ltd
Attestation of Global Compliance(Shenzhen)Std & Tech Co., Ltd
Tel: +86-755 2523 4088 E-mail: agc@agccert.com Web: <http://www.agccert.com/>

4.5 Summary of Test Results

| Item | FCC Rules | Description Of Test | Result |
|------|--|---|--------|
| 1 | RSS-Gen §6.8 | Antenna Equipment | Pass |
| 2 | RSS-247 §6.2.1.1&6.2.4.1 | RF Output Power | Pass |
| 3 | RSS-247 §6.2.4.1 | 6 dB Bandwidth | Pass |
| 4 | RSS-Gen §6.7 | 99% Occupied Bandwidth | Pass |
| 5 | RSS-247 §6.2.1.1&6.2.4.1 | Power Spectral Density | Pass |
| 6 | RSS-247 §6.2.1.2&6.2.4.2 | Conducted Band Edge and Out-of-Band Emissions | Pass |
| 7 | RSS-Gen §8.9 RSS-247 §6.2.1.2&6.2.4.2 | Radiated Spurious Emission | Pass |
| 8 | RSS-Gen §8.8 | AC Power Line Conducted Emission | Pass |

Any report having not been signed by authorized approver, or having been altered without authorization, or having not been stamped by the “Dedicated Testing/Inspection Stamp” is deemed to be invalid. Copying or excerpting portion of, or altering the content of the report is not permitted without the written authorization of AGC. The test results presented in the report apply only to the tested sample. Any objections to report issued by AGC should be submitted to AGC within 15days after the issuance of the test report. Further enquiry of validity or verification of the test report should be addressed to AGC by agc01@agccert.com.

5. Description of Test Modes

| EUT Configure Mode | Applicable To | | | | Description |
|--------------------|-------------------------------------|-------------------------------------|-------------------------------------|-------------------------------------|---------------------------------------|
| | RE > 1G | RE < 1G | PLC | APCM | |
| A | <input checked="" type="checkbox"/> | <input checked="" type="checkbox"/> | <input checked="" type="checkbox"/> | <input checked="" type="checkbox"/> | Powered by Adapter with WIFI(5G) Link |
| B | -- | -- | -- | -- | Powered by Battery with WIFI(5G) Link |
| C | -- | -- | -- | -- | Powered by USB with WIFI(5G) Link |

Where, **RE > 1G: Radiated Emission above 1GHz** **PLC: Power Line Conducted Emission**
RE < 1G: Radiated Emission below 1GHz **APCM: Antenna Port Conducted Measurement**

NOTE 1: The EUT had been pre-tested on the positioned of each 3 axis. The worst case was found when positioned on X-plane.

NOTE 2: "--" means no effect.

NOTE 3: The radiation part tests the dual-antenna MIMO as the worst combination.

● Radiated Emission Test (Above 1GHz):

- ☒ Pre-Scan has been conducted to determine the worst-case mode from all possible combinations be Meen available modulations, data rates and antenna ports (IF EUT with antenna diversity architecture).
- ☒ The device under test has multiple antennas. The mode that supports MIMO technology records the worst data, and the mode that does not support MIMO technology records antenna 1 as the worst data.
- ☒ Following channel(s) was (were) selected for the final test as listed below.

| EUT Configure Mode | Mode | Freq. Band (MHz) | Available Channel | Tested Channel | Modulation | Data Rate (Mbps) |
|--------------------|-----------------|------------------|-------------------|----------------|------------|------------------|
| A | 802.11n (20MHz) | 5180-5240 | 38 to 46 | 36, 40, 48 | OFDM | MCS0 |
| A | 802.11n (20MHz) | 5745-5825 | 149 to 165 | 149, 157, 165 | OFDM | MCS0 |

● Radiated Emission Test (Below 1GHz):

- ☒ Pre-Scan has been conducted to determine the worst-case mode from all possible combinations be Meen available modulations, data rates and antenna ports (If EUT with antenna diversity architecture).
- ☒ The device under test has multiple antennas. The mode that supports MIMO technology records the worst data, and the mode that does not support MIMO technology records antenna 1 as the worst data.
- ☒ Following channel(s) was (were) selected for the final test as listed below.

| EUT Configure Mode | Mode | Freq. Band (MHz) | Available Channel | Tested Channel | Modulation | Data Rate (Mbps) |
|--------------------|-----------------|------------------|-------------------|----------------|------------|------------------|
| A | 802.11ac(20MHz) | 5745-5825 | 149 to 165 | 165 | OFDM | MCS0 |

Any report having not been signed by authorized approver, or having been altered without authorization, or having not been stamped by the "Dedicated Testing/Inspection Stamp" is deemed to be invalid. Copying or excerpting portion of, or altering the content of the report is not permitted without the written authorization of AGC. The test results presented in the report apply only to the tested sample. Any objections to report issued by AGC should be submitted to AGC within 15days after the issuance of the test report. Further enquiry of validity or verification of the test report should be addressed to AGC by agc01@agccert.com.

● **Power Line Conducted Emission Test:**

- ☒ Pre-Scan has been conducted to determine the worst-case mode from all possible combinations be Meen available modulations, data rates and antenna ports (If EUT with antenna diversity architecture).
- ☒ The device under test has multiple antennas. The mode that supports MIMO technology records the worst data, and the mode that does not support MIMO technology records antenna 1 as the worst data.
- ☒ Following channel(s) was (were) selected for the final test as listed below.

| EUT Configure Mode | Mode | Freq. Band (MHz) | Available Channel | Tested Channel | Modulation | Data Rate (Mbps) |
|--------------------|-----------------|------------------|-------------------|----------------|------------|------------------|
| A | 802.11ac(20MHz) | 5745-5825 | 149 to 165 | 165 | OFDM | MCS0 |

● **Band edge Measurement:**

- ☒ Pre-Scan has been conducted to determine the worst-case mode from all possible combinations be Meen available modulations, data rates and antenna ports (If EUT with antenna diversity architecture).
- ☒ The device under test has multiple antennas. The mode that supports MIMO technology records the worst data, and the mode that does not support MIMO technology records antenna 1 as the worst data.
- ☒ Following channel(s) was (were) selected for the final test as listed below.

| EUT Configure Mode | Mode | Freq. Band (MHz) | Available Channel | Tested Channel | Modulation | Data Rate (Mbps) |
|--------------------|------------------|------------------|-------------------|----------------|------------|------------------|
| A | 802.11a | 5180-5240 | 36 to 48 | 36, 40, 48 | OFDM | 6.0 |
| A | 802.11n (40MHz) | | 38 to 46 | 38, 46 | OFDM | MCS9 |
| A | 802.11ac (80MHz) | | 42 | 42 | OFDM | MCS9 |

● **Antenna Port Conducted Measurement:**

- ☒ Pre-Scan has been conducted to determine the worst-case mode from all possible combinations be Meen available modulations, data rates and antenna ports (If EUT with antenna diversity architecture).
- ☒ Following channel(s) was (were) selected for the final test as listed below.

| EUT Configure Mode | Mode | Freq. Band (MHz) | Available Channel | Tested Channel | Modulation | Data Rate (Mbps) |
|--------------------|------------------|------------------|-------------------|----------------|------------|------------------|
| B | 802.11a | 5180-5240 | 36 to 48 | 36, 40, 48 | OFDM | 6.0 |
| B | 802.11n (20MHz) | | 36 to 48 | 36, 40, 48 | OFDM | 6.5 |
| B | 802.11n (40MHz) | | 38 to 46 | 38, 46 | OFDM | 13.5 |
| B | 802.11ac (20MHz) | | 36 to 48 | 36, 40, 48 | OFDM | 6.5 |
| B | 802.11ac (40MHz) | | 38 to 46 | 38, 46 | OFDM | 13.5 |
| B | 802.11ac (80MHz) | | 42 | 42 | OFDM | 29.3 |
| B | 802.11a | 5745-5825 | 149 to 165 | 149, 157, 165 | OFDM | 6.0 |
| B | 802.11n (20MHz) | | 149 to 165 | 149, 157, 165 | OFDM | 6.5 |
| B | 802.11n (40MHz) | | 151 to 159 | 151, 159 | OFDM | 13.5 |
| B | 802.11ac (20MHz) | | 149 to 165 | 149, 157, 165 | OFDM | 6.5 |
| B | 802.11ac (40MHz) | | 151 to 159 | 151, 159 | OFDM | 13.5 |
| B | 802.11ac (80MHz) | | 155 | 155 | OFDM | 29.3 |

Any report having not been signed by authorized approver, or having been altered without authorization, or having not been stamped by the "Dedicated Testing/Inspection Stamp" is deemed to be invalid. Copying or excerpting portion of, or altering the content of the report is not permitted without the written authorization of AGC. The test results presented in the report apply only to the tested sample. Any objections to report issued by AGC should be submitted to AGC within 15days after the issuance of the test report. Further enquiry of validity or verification of the test report should be addressed to AGC by agc01@agccert.com.

6. Duty Cycle Measurement

5GHz WLAN (NII) operation is possible in 20MHz, 40MHz and 80MHz channel bandwidths. The maximum achievable duty cycles for all modes were determined based on measurements performed on a spectrum analyzer in zero-span mode with RBW = 8MHz, VBW = 50MHz, and detector = Peak. The RBW and VBW were both greater than 50/T, where T is the minimum transmission duration, and the number of sweep points across T was greater than 100. The duty cycles are as follows:

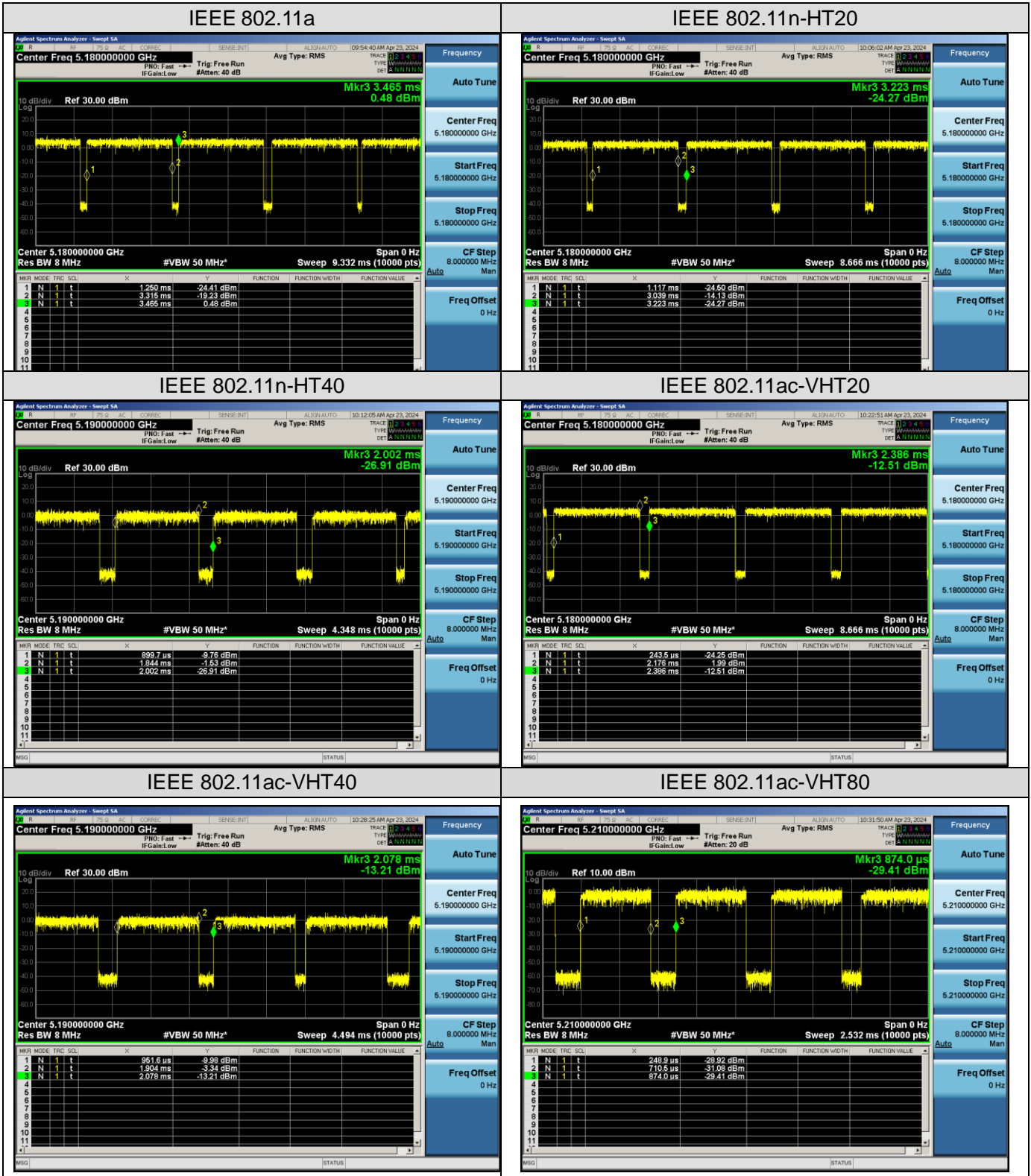
| Operating mode | Data rates (Mbps) | Duty Cycle (%) | Duty Cycle Factor (dB) | 1/ T Minimum VBW (kHz) | Average Factor (dB) |
|-------------------------------|-------------------|----------------|------------------------|------------------------|---------------------|
| Band U-NII1:5150MHz-5250MHz | | | | | |
| 802.11a | 6 | 93.23 | 0.3 | 0.48 | -0.61 |
| 802.11n_HT20 | MCS0 | 91.26 | 0.4 | 0.52 | -0.79 |
| 802.11n_HT40 | MCS0 | 85.67 | 0.67 | 1.06 | -1.34 |
| 802.11ac_VHT20 | MCS0 | 90.2 | 0.45 | 0.52 | -0.9 |
| 802.11ac_VHT40 | MCS0 | 84.55 | 0.73 | 1.05 | -1.46 |
| 802.11ac_VHT80 | MCS0 | 73.84 | 1.32 | 2.17 | -2.63 |
| Band U-NII 3: 5725MHz-5850MHz | | | | | |
| 802.11a | 6 | 90.33 | 0.44 | 0.48 | -0.88 |
| 802.11n_HT20 | MCS0 | 95.29 | 0.21 | 0.52 | -0.42 |
| 802.11n_HT40 | MCS0 | 82.88 | 0.82 | 1.06 | -1.63 |
| 802.11ac_VHT20 | MCS0 | 90.62 | 0.43 | 0.52 | -0.86 |
| 802.11ac_VHT40 | MCS0 | 48.66 | 3.13 | 8.88 | -6.26 |
| 802.11ac_VHT80 | MCS0 | 23.72 | 6.25 | 13.64 | -12.5 |

Remark:

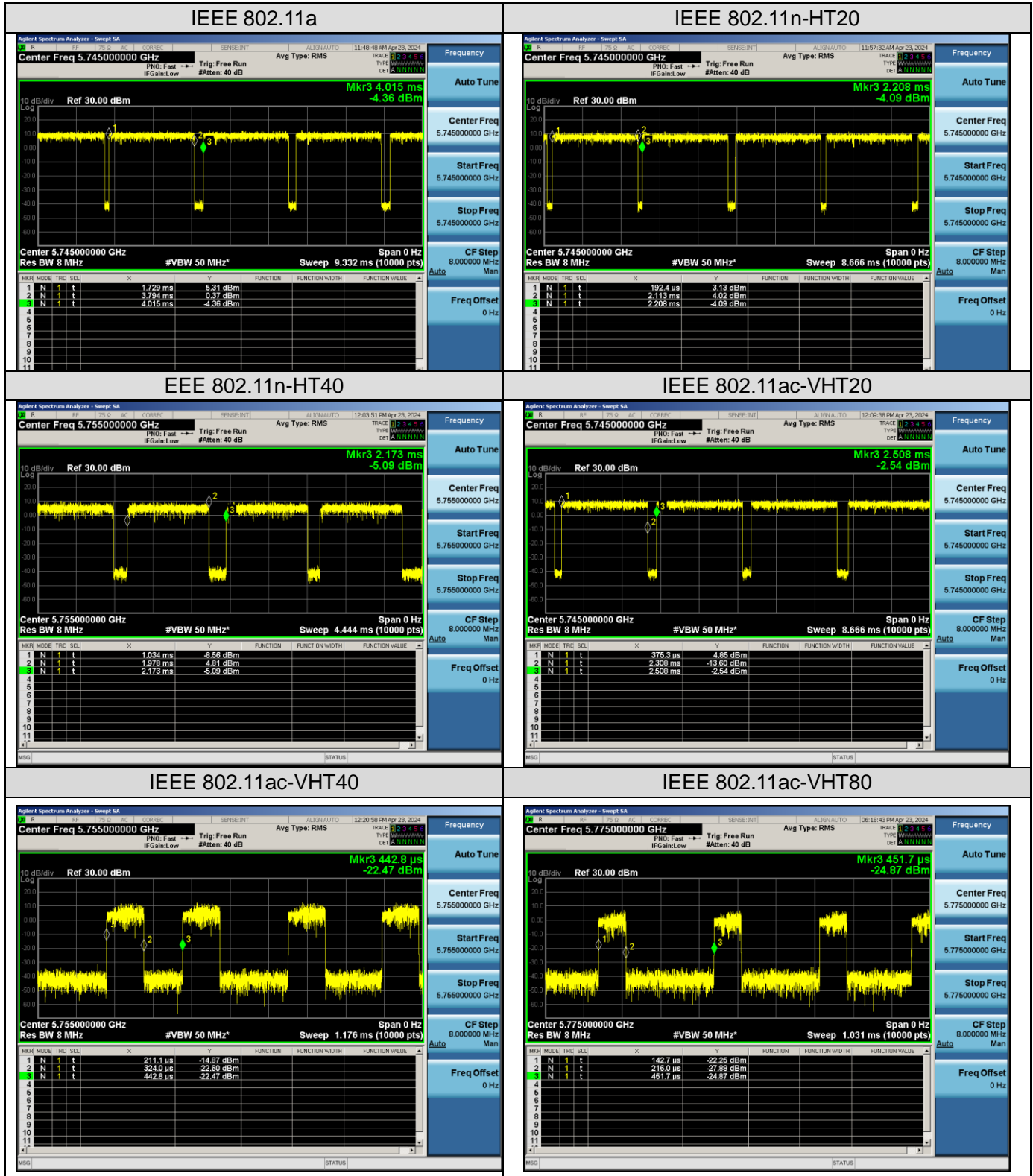
1. Duty Cycle factor = $10 * \log (1/ \text{Duty cycle})$, Average factor = $20 \log_{10} \text{Duty Cycle}$
2. The duty cycle of each frequency band mode reflects the determination requirements of the low channel measurement value.
3. Involving the test items of duty cycle compensation coefficient, the final results have been added and calculated by the software and presented.

Any report having not been signed by authorized approver, or having been altered without authorization, or having not been stamped by the "Dedicated Testing/Inspection Stamp" is deemed to be invalid. Copying or excerpting portion of, or altering the content of the report is not permitted without the written authorization of AGC. The test results presented in the report apply only to the tested sample. Any objections to report issued by AGC should be submitted to AGC within 15days after the issuance of the test report. Further enquiry of validity or verification of the test report should be addressed to AGC by agc01@agccert.com.

The test plots as follows:



Any report having not been signed by authorized approver, or having been altered without authorization, or having not been stamped by the “Dedicated Testing/Inspection Stamp” is deemed to be invalid. Copying or excerpting portion of, or altering the content of the report is not permitted without the written authorization of AGC. The test results presented in the report apply only to the tested sample. Any objections to report issued by AGC should be submitted to AGC within 15days after the issuance of the test report. Further enquiry of validity or verification of the test report should be addressed to AGC by agc01@agccert.com.



Any report having not been signed by authorized approver, or having been altered without authorization, or having not been stamped by the "Dedicated Testing/Inspection Stamp" is deemed to be invalid. Copying or excerpting portion of, or altering the content of the report is not permitted without the written authorization of AGC. The test results presented in the report apply only to the tested sample. Any objections to report issued by AGC should be submitted to AGC within 15days after the issuance of the test report. Further enquiry of validity or verification of the test report should be addressed to AGC by agc01@agccert.com.

7. RF Output Power Measurement

7.1 Provisions Applicable

| Operation Band | EUT Category | | LIMIT |
|----------------|-------------------------------------|-----------------------------------|--|
| U-NII-1 | <input type="checkbox"/> | Outdoor Access Point | 1 Watt (30 dBm) (Max. e.i.r.p < 125mW(21 dBm) at any elevation angle above 30 degrees as measured from the horizon) |
| | <input type="checkbox"/> | Fixed point-to-point Access Point | 1 Watt (30 dBm) |
| | <input type="checkbox"/> | Indoor Access Point | 1 Watt (30 dBm) |
| | <input checked="" type="checkbox"/> | Client devices | 250mW (23.98 dBm) |
| U-NII-2A | / | | 250mW (23.98 dBm) or 11 dBm+10 log B* |
| U-NII-2C | / | | 250mW (23.98 dBm) or 11 dBm+10 log B* |
| U-NII-3 | / | | 1 Watt (30 dBm) |

Note: Where B is the 26dB emission bandwidth in MHz.

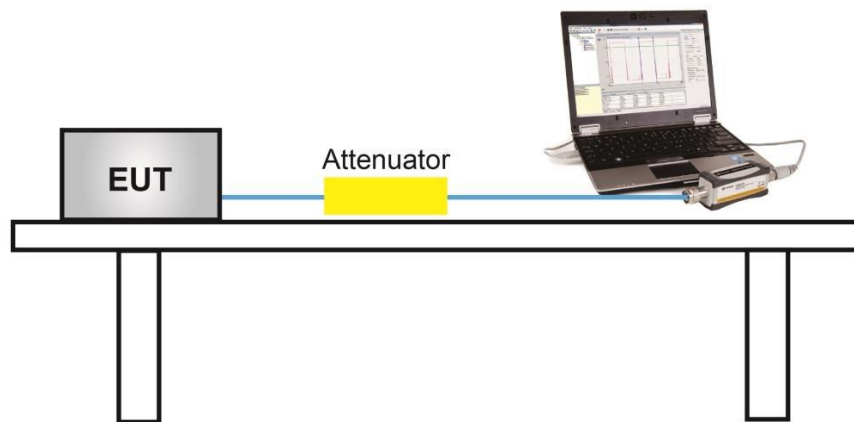
7.2 Measurement Procedure

☒ Method PM is Measurement using an RF average power meter. The procedure for this method is as follows:

1. The testing follows the ANSI C63.10 Section 12.3.3.1
2. Measurements may be performed using a wideband RF power meter with a thermocouple detector or equivalent if all of the following conditions are satisfied:
3. The EUT is configured to transmit continuously, or to transmit with a constant duty cycle.
4. At all times when the EUT is transmitting, it shall be transmitting at its maximum power control level.
5. The integration period of the power meter exceeds the repetition period of the transmitted signal by at least a factor of five.
6. Determine according to the duty cycle of the equipment: when it is less than 98%, follow the steps below.
7. Measure the average power of the transmitter. This measurement is an average over both the ON and OFF periods of the transmitter.
8. Adjust the measurement in dBm by adding $[10 \log (1 / D)]$, where D is the duty cycle {e.g., $[10 \log (1 / 0.25)]$, if the duty cycle is 25%}.
9. Record the test results in the report.

Any report having not been signed by authorized approver, or having been altered without authorization, or having not been stamped by the "Dedicated Testing/Inspection Stamp" is deemed to be invalid. Copying or excerpting portion of, or altering the content of the report is not permitted without the written authorization of AGC. The test results presented in the report apply only to the tested sample. Any objections to report issued by AGC should be submitted to AGC within 15days after the issuance of the test report. Further enquiry of validity or verification of the test report should be addressed to AGC by agc01@agccert.com.

7.3 Measurement Setup (Block Diagram of Configuration)



7.4 Measurement Result

| Test Data of Conducted Output Power for band 5.15-5.25 GHz-ANT 1 | | | | |
|--|--------------------|---------------------|--------------|--------------|
| Test Mode | Test Channel (MHz) | Average Power (dBm) | Limits (dBm) | Pass or Fail |
| 802.11a | 5180 | 6.85 | 23.98 | Pass |
| | 5200 | 6.50 | 23.98 | Pass |
| | 5240 | 7.15 | 23.98 | Pass |
| 802.11n20 | 5180 | 5.91 | 23.98 | Pass |
| | 5200 | 6.33 | 23.98 | Pass |
| | 5240 | 7.00 | 23.98 | Pass |
| 802.11n40 | 5190 | 6.03 | 23.98 | Pass |
| | 5230 | 6.51 | 23.98 | Pass |
| 802.11ac20 | 5180 | 6.11 | 23.98 | Pass |
| | 5200 | 6.31 | 23.98 | Pass |
| | 5240 | 6.67 | 23.98 | Pass |
| 802.11ac40 | 5190 | 5.88 | 23.98 | Pass |
| | 5230 | 6.48 | 23.98 | Pass |
| 802.11ac80 | 5210 | 7.26 | 23.98 | Pass |

Any report having not been signed by authorized approver, or having been altered without authorization, or having not been stamped by the "Dedicated Testing/Inspection Stamp" is deemed to be invalid. Copying or excerpting portion of, or altering the content of the report is not permitted without the written authorization of AGC. The test results presented in the report apply only to the tested sample. Any objections to report issued by AGC should be submitted to AGC within 15days after the issuance of the test report. Further enquiry of validity or verification of the test report should be addressed to AGC by agc01@agccert.com.

| Test Data of Conducted Output Power for band 5.15-5.25 GHz-ANT 2 | | | | |
|--|--------------------|---------------------|--------------|--------------|
| Test Mode | Test Channel (MHz) | Average Power (dBm) | Limits (dBm) | Pass or Fail |
| 802.11a | 5180 | 10.45 | 23.98 | Pass |
| | 5200 | 10.46 | 23.98 | Pass |
| | 5240 | 11.43 | 23.98 | Pass |
| 802.11n20 | 5180 | 9.87 | 23.98 | Pass |
| | 5200 | 10.65 | 23.98 | Pass |
| | 5240 | 11.30 | 23.98 | Pass |
| 802.11n40 | 5190 | 10.36 | 23.98 | Pass |
| | 5230 | 11.21 | 23.98 | Pass |
| 802.11ac20 | 5180 | 10.22 | 23.98 | Pass |
| | 5200 | 10.31 | 23.98 | Pass |
| | 5240 | 11.20 | 23.98 | Pass |
| 802.11ac40 | 5190 | 9.97 | 23.98 | Pass |
| | 5230 | 10.89 | 23.98 | Pass |
| 802.11ac80 | 5210 | 11.12 | 23.98 | Pass |

Any report having not been signed by authorized approver, or having been altered without authorization, or having not been stamped by the "Dedicated Testing/Inspection Stamp" is deemed to be invalid. Copying or excerpting portion of, or altering the content of the report is not permitted without the written authorization of AGC. The test results presented in the report apply only to the tested sample. Any objections to report issued by AGC should be submitted to AGC within 15days after the issuance of the test report. Further enquiry of validity or verification of the test report should be addressed to AGC by agc01@agccert.com.

| Test Data of Conducted Output Power for band 5.725-5.850 GHz-ANT 1 | | | | |
|--|--------------------|---------------------|--------------|--------------|
| Test Mode | Test Channel (MHz) | Average Power (dBm) | Limits (dBm) | Pass or Fail |
| 802.11a | 5745 | 12.11 | 30 | Pass |
| | 5785 | 12.81 | 30 | Pass |
| | 5825 | 13.64 | 30 | Pass |
| 802.11n20 | 5745 | 11.22 | 30 | Pass |
| | 5785 | 12.61 | 30 | Pass |
| | 5825 | 13.58 | 30 | Pass |
| 802.11n40 | 5755 | 11.94 | 30 | Pass |
| | 5795 | 12.25 | 30 | Pass |
| 802.11ac20 | 5745 | 11.36 | 30 | Pass |
| | 5785 | 12.99 | 30 | Pass |
| | 5825 | 14.99 | 30 | Pass |
| 802.11ac40 | 5755 | 11.35 | 30 | Pass |
| | 5795 | 13.10 | 30 | Pass |
| 802.11ac80 | 5775 | 8.44 | 30 | Pass |

Any report having not been signed by authorized approver, or having been altered without authorization, or having not been stamped by the "Dedicated Testing/Inspection Stamp" is deemed to be invalid. Copying or excerpting portion of, or altering the content of the report is not permitted without the written authorization of AGC. The test results presented in the report apply only to the tested sample. Any objections to report issued by AGC should be submitted to AGC within 15days after the issuance of the test report. Further enquiry of validity or verification of the test report should be addressed to AGC by agc01@agccert.com.

| Test Data of Conducted Output Power for band 5.725-5.850 GHz-ANT 2 | | | | |
|--|--------------------|---------------------|--------------|--------------|
| Test Mode | Test Channel (MHz) | Average Power (dBm) | Limits (dBm) | Pass or Fail |
| 802.11a | 5745 | 10.26 | 30 | Pass |
| | 5785 | 9.06 | 30 | Pass |
| | 5825 | 9.00 | 30 | Pass |
| 802.11n20 | 5745 | 10.41 | 30 | Pass |
| | 5785 | 8.93 | 30 | Pass |
| | 5825 | 9.15 | 30 | Pass |
| 802.11n40 | 5755 | 10.54 | 30 | Pass |
| | 5795 | 8.47 | 30 | Pass |
| 802.11ac20 | 5745 | 10.92 | 30 | Pass |
| | 5785 | 9.16 | 30 | Pass |
| | 5825 | 10.56 | 30 | Pass |
| 802.11ac40 | 5755 | 11.22 | 30 | Pass |
| | 5795 | 10.47 | 30 | Pass |
| 802.11ac80 | 5775 | 12.25 | 30 | Pass |

Any report having not been signed by authorized approver, or having been altered without authorization, or having not been stamped by the "Dedicated Testing/Inspection Stamp" is deemed to be invalid. Copying or excerpting portion of, or altering the content of the report is not permitted without the written authorization of AGC. The test results presented in the report apply only to the tested sample. Any objections to report issued by AGC should be submitted to AGC within 15days after the issuance of the test report. Further enquiry of validity or verification of the test report should be addressed to AGC by agc01@agccert.com.

| Test Data of Conducted Output Power for band 5.15-5.25 GHz-MIMO | | | | |
|---|--------------------|---------------------|--------------|--------------|
| Test Mode | Test Channel (MHz) | Average Power (dBm) | Limits (dBm) | Pass or Fail |
| 802.11n20 | 5180 | 11.34 | 23.98 | Pass |
| | 5200 | 12.02 | 23.98 | Pass |
| | 5240 | 12.67 | 23.98 | Pass |
| 802.11n40 | 5190 | 11.72 | 23.98 | Pass |
| | 5230 | 12.48 | 23.98 | Pass |
| 802.11ac20 | 5180 | 11.64 | 23.98 | Pass |
| | 5200 | 11.77 | 23.98 | Pass |
| | 5240 | 12.51 | 23.98 | Pass |
| 802.11ac40 | 5190 | 11.40 | 23.98 | Pass |
| | 5230 | 12.23 | 23.98 | Pass |
| 802.11ac80 | 5210 | 12.62 | 23.98 | Pass |

Any report having not been signed by authorized approver, or having been altered without authorization, or having not been stamped by the "Dedicated Testing/Inspection Stamp" is deemed to be invalid. Copying or excerpting portion of, or altering the content of the report is not permitted without the written authorization of AGC. The test results presented in the report apply only to the tested sample. Any objections to report issued by AGC should be submitted to AGC within 15days after the issuance of the test report. Further enquiry of validity or verification of the test report should be addressed to AGC by agc01@agccert.com.

| Test Data of Conducted Output Power for band 5.725-5.85 GHz-MIMO | | | | |
|--|--------------------|---------------------|--------------|--------------|
| Test Mode | Test Channel (MHz) | Average Power (dBm) | Limits (dBm) | Pass or Fail |
| 802.11n20 | 5745 | 13.84 | 30 | Pass |
| | 5785 | 14.16 | 30 | Pass |
| | 5825 | 14.92 | 30 | Pass |
| 802.11n40 | 5755 | 14.31 | 30 | Pass |
| | 5795 | 13.77 | 30 | Pass |
| 802.11ac20 | 5745 | 14.16 | 30 | Pass |
| | 5785 | 14.49 | 30 | Pass |
| | 5825 | 16.33 | 30 | Pass |
| 802.11ac40 | 5755 | 14.30 | 30 | Pass |
| | 5795 | 14.99 | 30 | Pass |
| 802.11ac80 | 5775 | 13.76 | 30 | Pass |

Any report having not been signed by authorized approver, or having been altered without authorization, or having not been stamped by the "Dedicated Testing/Inspection Stamp" is deemed to be invalid. Copying or excerpting portion of, or altering the content of the report is not permitted without the written authorization of AGC. The test results presented in the report apply only to the tested sample. Any objections to report issued by AGC should be submitted to AGC within 15days after the issuance of the test report. Further enquiry of validity or verification of the test report should be addressed to AGC by agc01@agccert.com.

8. 6dB&26dB Bandwidth Measurement

8.1 Provisions Applicable

The minimum 6dB bandwidth shall be at least 500 kHz.

8.2 Measurement Procedure

◆ -6dB bandwidth (DTS bandwidth) Test setting:

1. Connect EUT RF output port to the Spectrum Analyzer through an RF attenuator
2. Set the EUT Work on operation frequency individually.
3. Set RBW = 100kHz.
4. Set the VBW $\geq 3 \times$ RBW. Detector = Peak. Trace mode = max hold.
5. Measure the maximum width of the emission that is 6 dB down from the peak of the emission.

◆ 99% occupied bandwidth test setting:

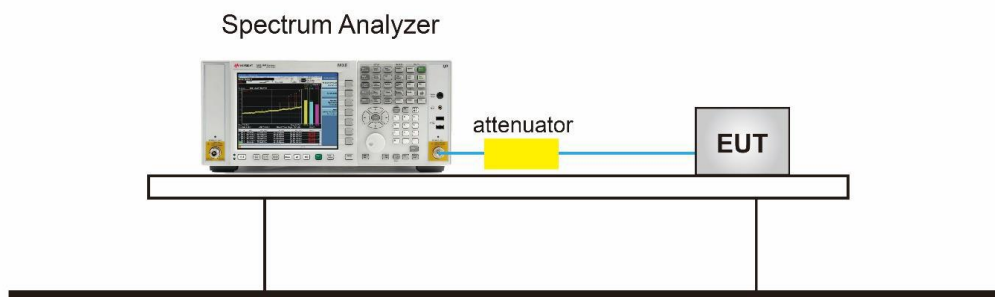
1. Connect EUT RF output port to the Spectrum Analyzer through an RF attenuator
2. Set the EUT Work on the top, the middle and the bottom operation frequency individually.
3. Set Span = approximately 1.5 to 5 times the OBW, centered on a nominal channel
The nominal IF filter bandwidth (3 dB RBW) shall be in the range of 1% to 5% of the OBW and video bandwidth (VBW) shall be approximately three times RBW; Sweep = auto; Detector function = peak
4. Set SPA Trace 1 Max hold, then View.

◆ -26dB Bandwidth test setting:

1. Set RBW = approximately 1% of the emission bandwidth.
2. Set the VBW > RBW.
3. Detector = Peak.
4. Trace mode = max hold.
5. Measure the maximum width of the emission that is 26 dB down from the maximum of the emission.
Compare this with the RBW setting of the analyzer. Readjust RBW and repeat measurement as needed until the RBW/EBW ratio is approximately 1%.

Note: The EUT was tested according to KDB 789033 for compliance to FCC 47CFR 15.407 requirements.

8.3 Measurement Setup (Block Diagram of Configuration)



Any report having not been signed by authorized approver, or having been altered without authorization, or having not been stamped by the "Dedicated Testing/Inspection Stamp" is deemed to be invalid. Copying or excerpting portion of, or altering the content of the report is not permitted without the written authorization of AGC. The test results presented in the report apply only to the tested sample. Any objections to report issued by AGC should be submitted to AGC within 15days after the issuance of the test report. Further enquiry of validity or verification of the test report should be addressed to AGC by agc01@agccert.com.

8.4 Measurement Results

| Test Data of Occupied Bandwidth and -26dB Bandwidth for band 5.15-5.25 GHz-ANT 1 | | | | | |
|--|--------------------|------------------------------|-----------------------|--------------|--------------|
| Test Mode | Test Channel (MHz) | 99% Occupied Bandwidth (MHz) | -26dB Bandwidth (MHz) | Limits (MHz) | Pass or Fail |
| 802.11a | 5180 | 16.327 | 18.266 | N/A | Pass |
| | 5200 | 16.340 | 18.384 | N/A | Pass |
| | 5240 | 16.333 | 18.360 | N/A | Pass |
| 802.11n20 | 5180 | 17.526 | 19.227 | N/A | Pass |
| | 5200 | 17.522 | 19.195 | N/A | Pass |
| | 5240 | 17.506 | 19.258 | N/A | Pass |
| 802.11n40 | 5190 | 36.040 | 40.502 | N/A | Pass |
| | 5230 | 36.060 | 40.534 | N/A | Pass |
| 802.11ac20 | 5180 | 17.520 | 19.284 | N/A | Pass |
| | 5200 | 17.514 | 19.184 | N/A | Pass |
| | 5240 | 17.497 | 19.208 | N/A | Pass |
| 802.11ac40 | 5190 | 36.025 | 40.437 | N/A | Pass |
| | 5230 | 35.979 | 40.190 | N/A | Pass |
| 802.11ac80 | 5210 | 74.736 | 80.121 | N/A | Pass |

Any report having not been signed by authorized approver, or having been altered without authorization, or having not been stamped by the "Dedicated Testing/Inspection Stamp" is deemed to be invalid. Copying or excerpting portion of, or altering the content of the report is not permitted without the written authorization of AGC. The test results presented in the report apply only to the tested sample. Any objections to report issued by AGC should be submitted to AGC within 15days after the issuance of the test report. Further enquiry of validity or verification of the test report should be addressed to AGC by agc01@agccert.com.

| Test Data of Occupied Bandwidth and -26dB Bandwidth for band 5.15-5.25 GHz-ANT 2 | | | | | |
|--|--------------------|------------------------------|-----------------------|--------------|--------------|
| Test Mode | Test Channel (MHz) | 99% Occupied Bandwidth (MHz) | -26dB Bandwidth (MHz) | Limits (MHz) | Pass or Fail |
| 802.11a | 5180 | 16.331 | 18.307 | N/A | Pass |
| | 5200 | 16.325 | 18.390 | N/A | Pass |
| | 5240 | 16.326 | 18.325 | N/A | Pass |
| 802.11n20 | 5180 | 17.522 | 19.313 | N/A | Pass |
| | 5200 | 17.509 | 19.292 | N/A | Pass |
| | 5240 | 17.511 | 19.328 | N/A | Pass |
| 802.11n40 | 5190 | 36.037 | 40.626 | N/A | Pass |
| | 5230 | 36.003 | 40.445 | N/A | Pass |
| 802.11ac20 | 5180 | 17.501 | 19.276 | N/A | Pass |
| | 5200 | 17.513 | 19.277 | N/A | Pass |
| | 5240 | 17.518 | 19.364 | N/A | Pass |
| 802.11ac40 | 5190 | 36.031 | 41.425 | N/A | Pass |
| | 5230 | 36.028 | 40.799 | N/A | Pass |
| 802.11ac80 | 5210 | 74.731 | 80.304 | N/A | Pass |

Any report having not been signed by authorized approver, or having been altered without authorization, or having not been stamped by the "Dedicated Testing/Inspection Stamp" is deemed to be invalid. Copying or excerpting portion of, or altering the content of the report is not permitted without the written authorization of AGC. The test results presented in the report apply only to the tested sample. Any objections to report issued by AGC should be submitted to AGC within 15days after the issuance of the test report. Further enquiry of validity or verification of the test report should be addressed to AGC by agc01@agccert.com.

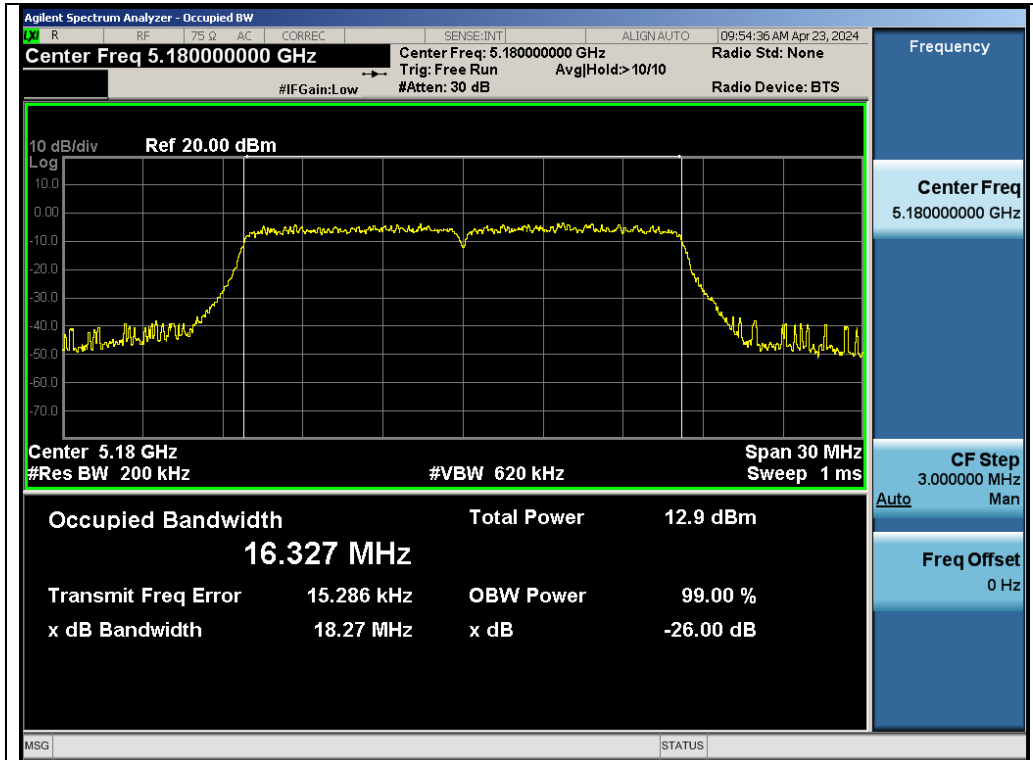
| Test Data of Occupied Bandwidth and DTS Bandwidth for band 5.725-5.85 GHz-ANT 1 | | | | | |
|---|--------------------|------------------------------|---------------------|--------------|--------------|
| Test Mode | Test Channel (MHz) | 99% Occupied Bandwidth (MHz) | DTS Bandwidth (MHz) | Limits (MHz) | Pass or Fail |
| 802.11a | 5745 | 16.421 | 16.348 | 0.5 | Pass |
| | 5785 | 16.386 | 16.349 | 0.5 | Pass |
| | 5825 | 16.420 | 16.352 | 0.5 | Pass |
| 802.11n20 | 5745 | 17.552 | 17.577 | 0.5 | Pass |
| | 5785 | 17.578 | 17.561 | 0.5 | Pass |
| | 5825 | 17.594 | 17.559 | 0.5 | Pass |
| 802.11n40 | 5755 | 36.118 | 34.093 | 0.5 | Pass |
| | 5795 | 36.146 | 35.132 | 0.5 | Pass |
| 802.11ac20 | 5745 | 17.557 | 17.563 | 0.5 | Pass |
| | 5785 | 17.569 | 17.557 | 0.5 | Pass |
| | 5825 | 17.580 | 17.637 | 0.5 | Pass |
| 802.11ac40 | 5755 | 36.210 | 36.122 | 0.5 | Pass |
| | 5795 | 36.223 | 36.028 | 0.5 | Pass |
| 802.11ac80 | 5775 | 75.683 | 75.462 | 0.5 | Pass |

Any report having not been signed by authorized approver, or having been altered without authorization, or having not been stamped by the "Dedicated Testing/Inspection Stamp" is deemed to be invalid. Copying or excerpting portion of, or altering the content of the report is not permitted without the written authorization of AGC. The test results presented in the report apply only to the tested sample. Any objections to report issued by AGC should be submitted to AGC within 15days after the issuance of the test report. Further enquiry of validity or verification of the test report should be addressed to AGC by agc01@agccert.com.

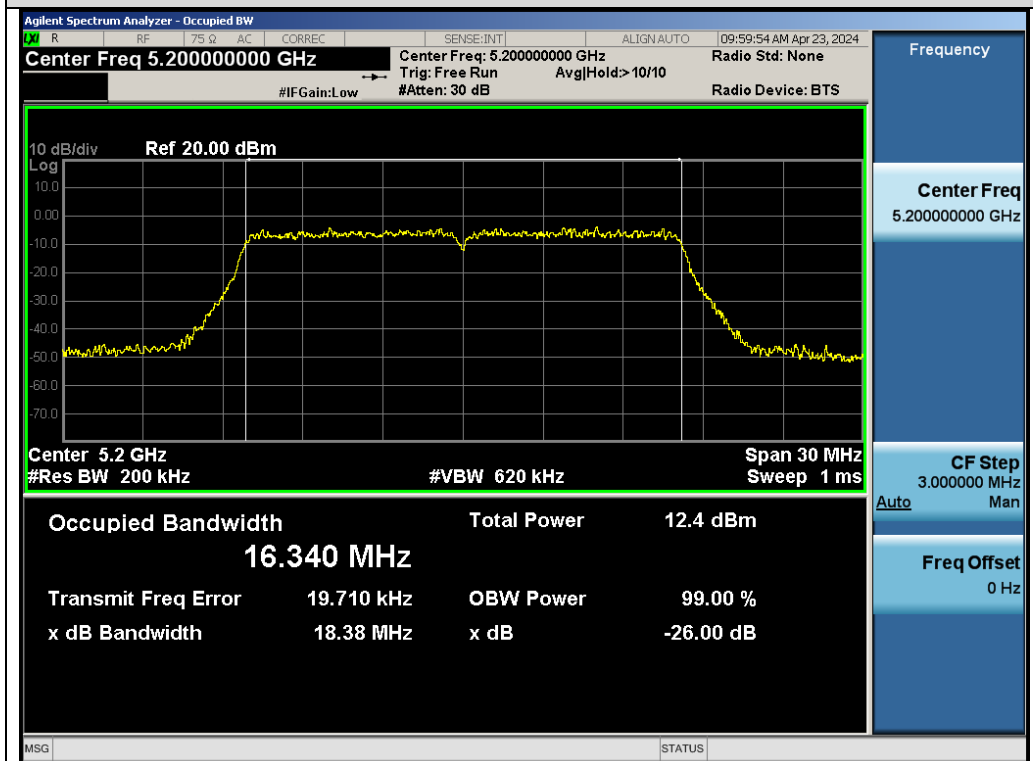
| Test Data of Occupied Bandwidth and DTS Bandwidth for band 5.725-5.85 GHz-ANT 2 | | | | | |
|---|--------------------|------------------------------|---------------------|--------------|--------------|
| Test Mode | Test Channel (MHz) | 99% Occupied Bandwidth (MHz) | DTS Bandwidth (MHz) | Limits (MHz) | Pass or Fail |
| 802.11a | 5745 | 16.341 | 16.326 | 0.5 | Pass |
| | 5785 | 16.328 | 16.332 | 0.5 | Pass |
| | 5825 | 16.332 | 16.352 | 0.5 | Pass |
| 802.11n20 | 5745 | 17.524 | 17.557 | 0.5 | Pass |
| | 5785 | 17.521 | 17.563 | 0.5 | Pass |
| | 5825 | 17.523 | 17.311 | 0.5 | Pass |
| 802.11n40 | 5755 | 36.012 | 35.327 | 0.5 | Pass |
| | 5795 | 36.014 | 35.116 | 0.5 | Pass |
| 802.11ac20 | 5745 | 17.526 | 17.554 | 0.5 | Pass |
| | 5785 | 17.523 | 17.554 | 0.5 | Pass |
| | 5825 | 17.571 | 17.620 | 0.5 | Pass |
| 802.11ac40 | 5755 | 36.001 | 35.688 | 0.5 | Pass |
| | 5795 | 36.109 | 35.689 | 0.5 | Pass |
| 802.11ac80 | 5775 | 75.457 | 75.158 | 0.5 | Pass |

Any report having not been signed by authorized approver, or having been altered without authorization, or having not been stamped by the "Dedicated Testing/Inspection Stamp" is deemed to be invalid. Copying or excerpting portion of, or altering the content of the report is not permitted without the written authorization of AGC. The test results presented in the report apply only to the tested sample. Any objections to report issued by AGC should be submitted to AGC within 15days after the issuance of the test report. Further enquiry of validity or verification of the test report should be addressed to AGC by agc01@agccert.com.

Test Graphs of Occupied Bandwidth and -26dB Bandwidth for band 5.15-5.25 GHz

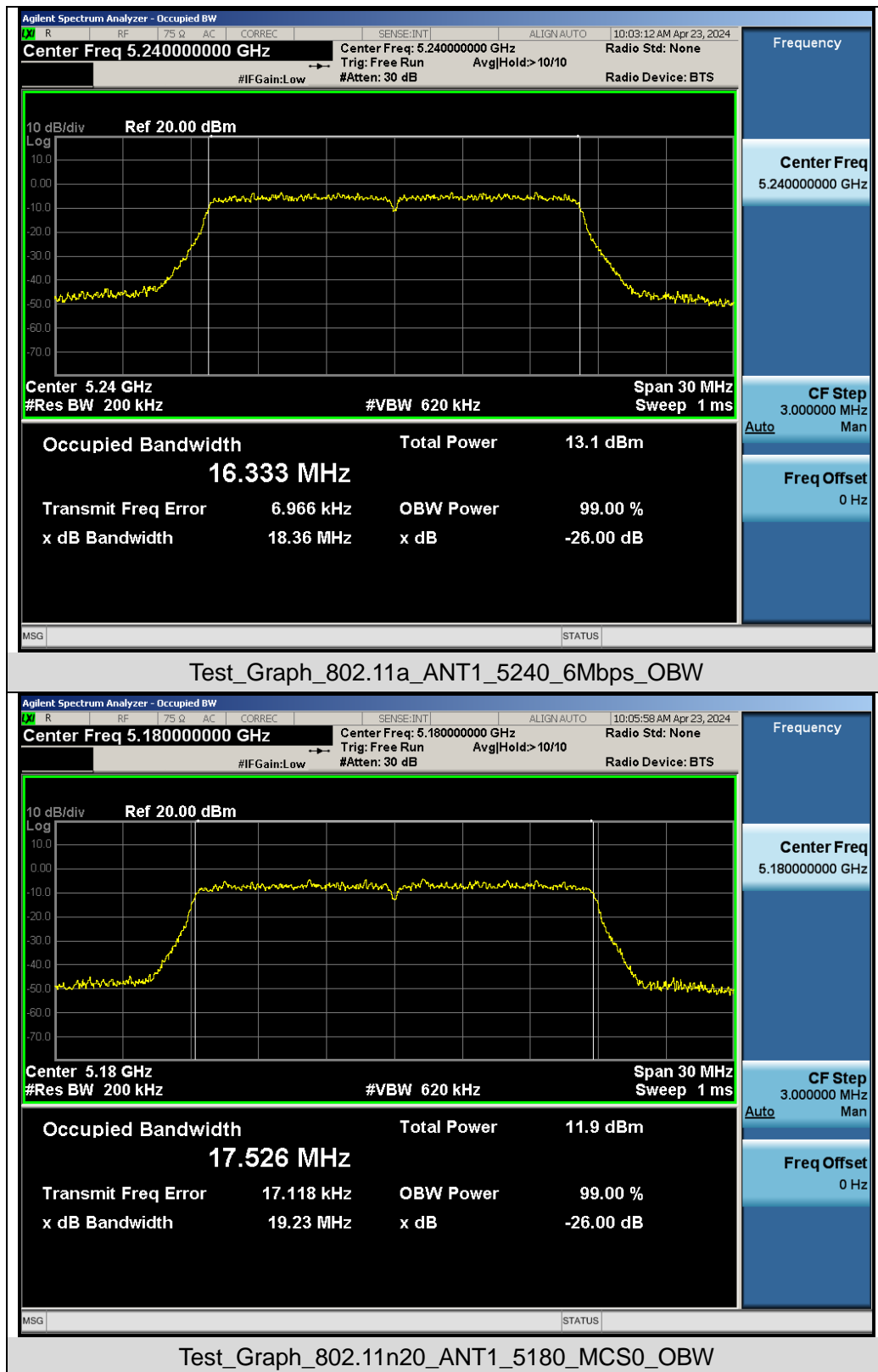


Test_Graph_802.11a_ANT1_5180_6Mbps_OBW

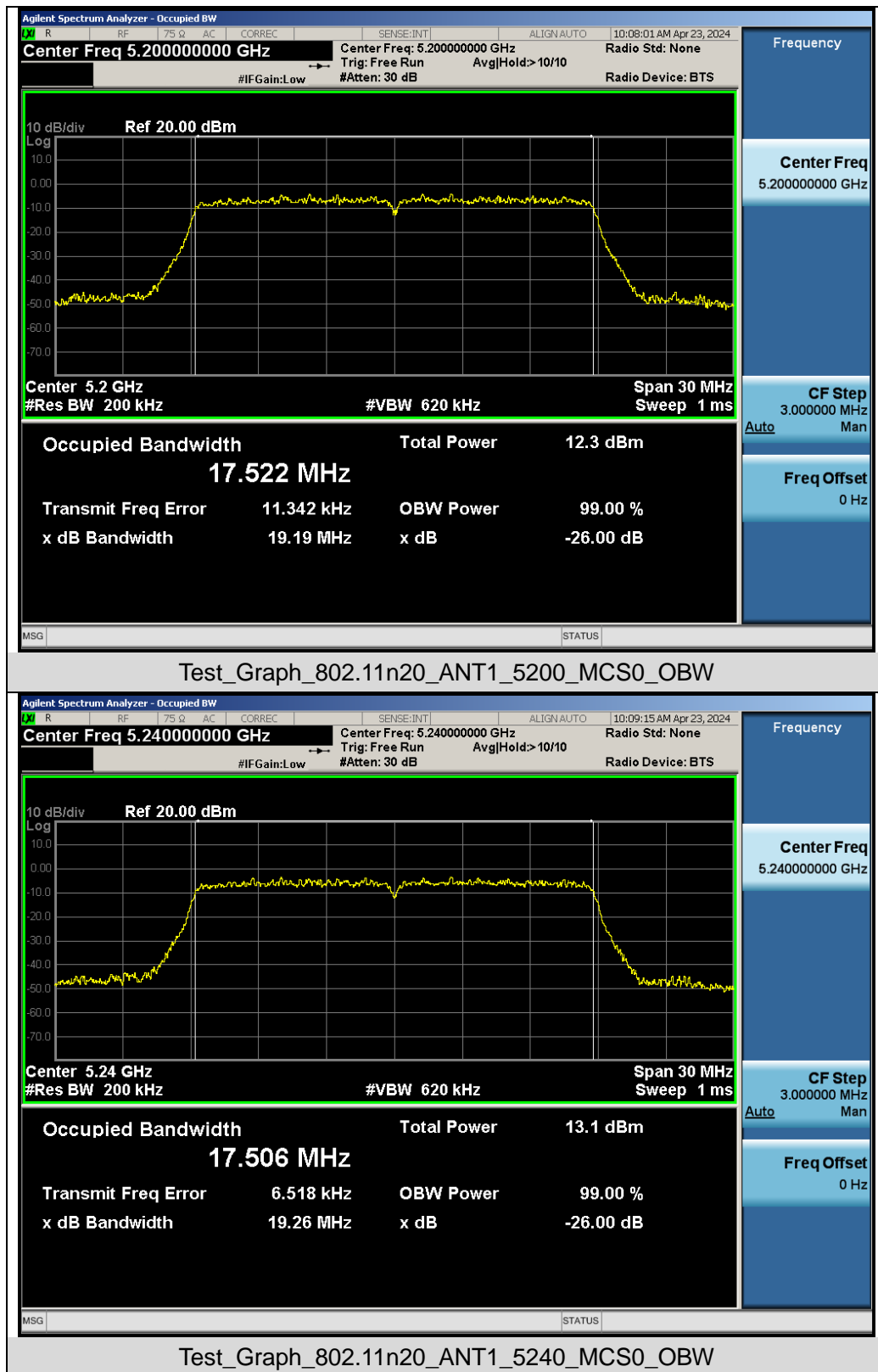


Test_Graph_802.11a_ANT1_5200_6Mbps_OBW

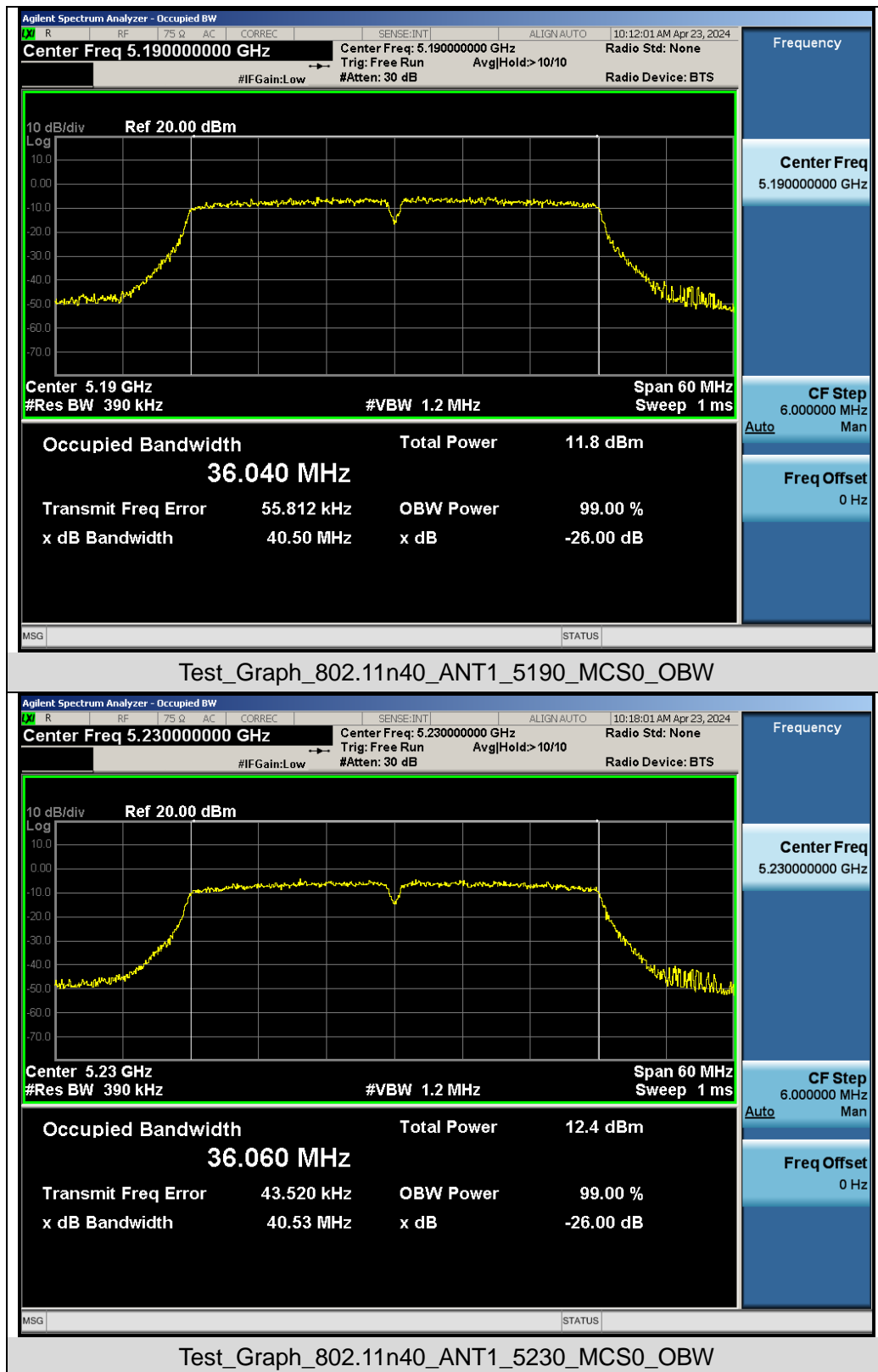
Any report having not been signed by authorized approver, or having been altered without authorization, or having not been stamped by the "Dedicated Testing/Inspection Stamp" is deemed to be invalid. Copying or excerpting portion of, or altering the content of the report is not permitted without the written authorization of AGC. The test results presented in the report apply only to the tested sample. Any objections to report issued by AGC should be submitted to AGC within 15days after the issuance of the test report. Further enquiry of validity or verification of the test report should be addressed to AGC by agc01@agccert.com.



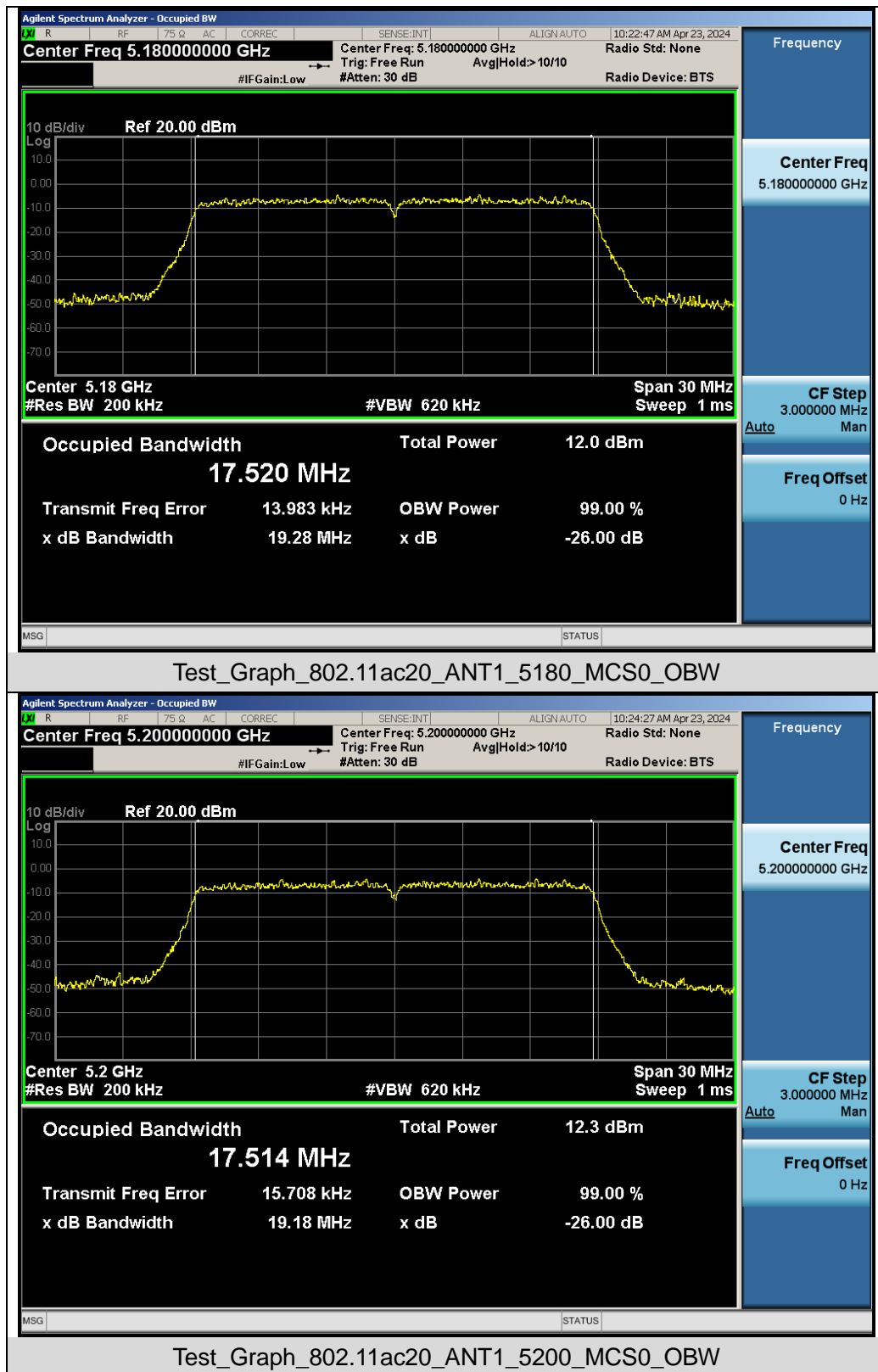
Any report having not been signed by authorized approver, or having been altered without authorization, or having not been stamped by the "Dedicated Testing/Inspection Stamp" is deemed to be invalid. Copying or excerpting portion of, or altering the content of the report is not permitted without the written authorization of AGC. The test results presented in the report apply only to the tested sample. Any objections to report issued by AGC should be submitted to AGC within 15days after the issuance of the test report. Further enquiry of validity or verification of the test report should be addressed to AGC by agc01@agccert.com.



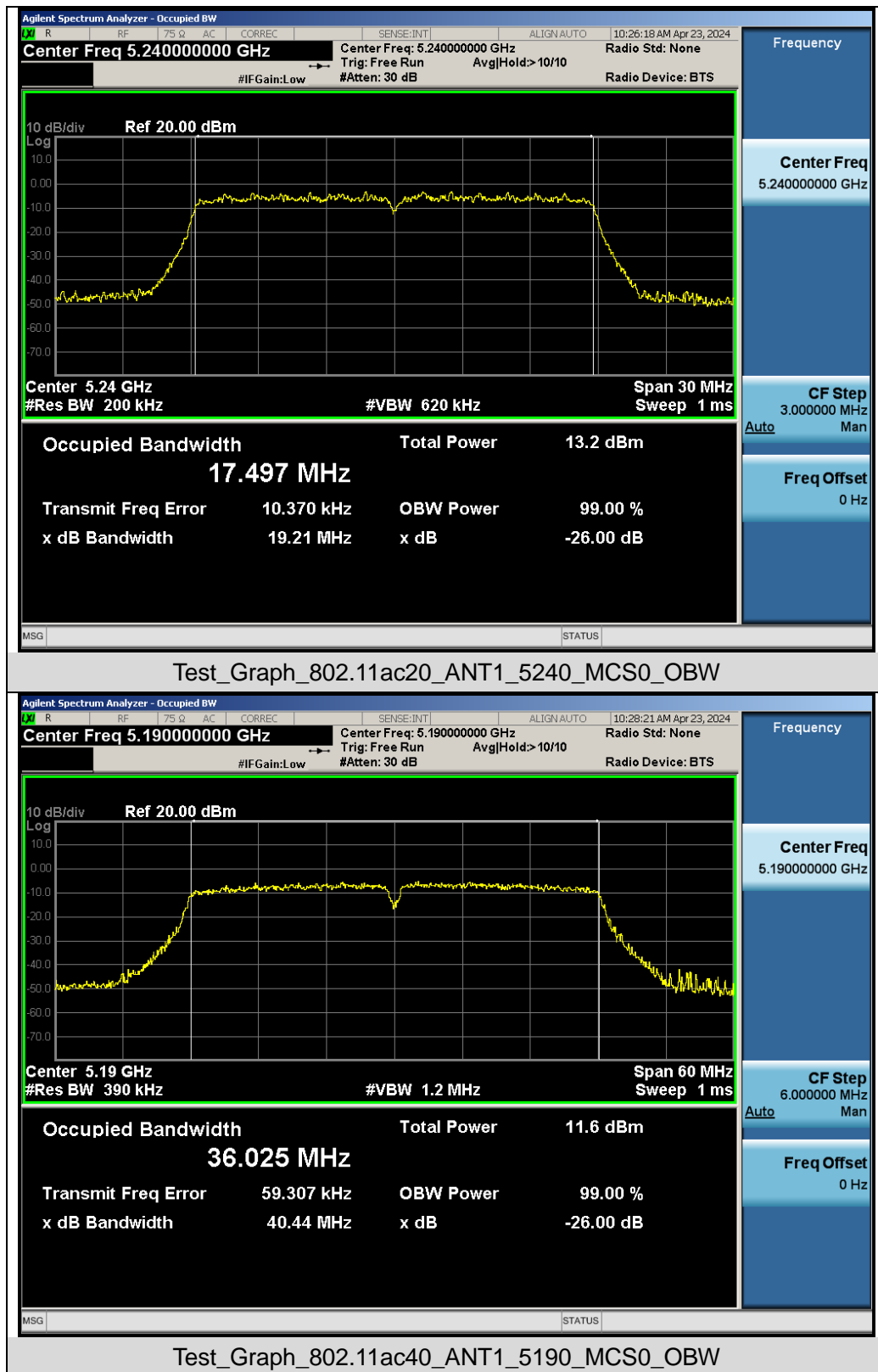
Any report having not been signed by authorized approver, or having been altered without authorization, or having not been stamped by the "Dedicated Testing/Inspection Stamp" is deemed to be invalid. Copying or excerpting portion of, or altering the content of the report is not permitted without the written authorization of AGC. The test results presented in the report apply only to the tested sample. Any objections to report issued by AGC should be submitted to AGC within 15days after the issuance of the test report. Further enquiry of validity or verification of the test report should be addressed to AGC by agc01@agccert.com.



Any report having not been signed by authorized approver, or having been altered without authorization, or having not been stamped by the "Dedicated Testing/Inspection Stamp" is deemed to be invalid. Copying or excerpting portion of, or altering the content of the report is not permitted without the written authorization of AGC. The test results presented in the report apply only to the tested sample. Any objections to report issued by AGC should be submitted to AGC within 15days after the issuance of the test report. Further enquiry of validity or verification of the test report should be addressed to AGC by agc01@agccert.com.

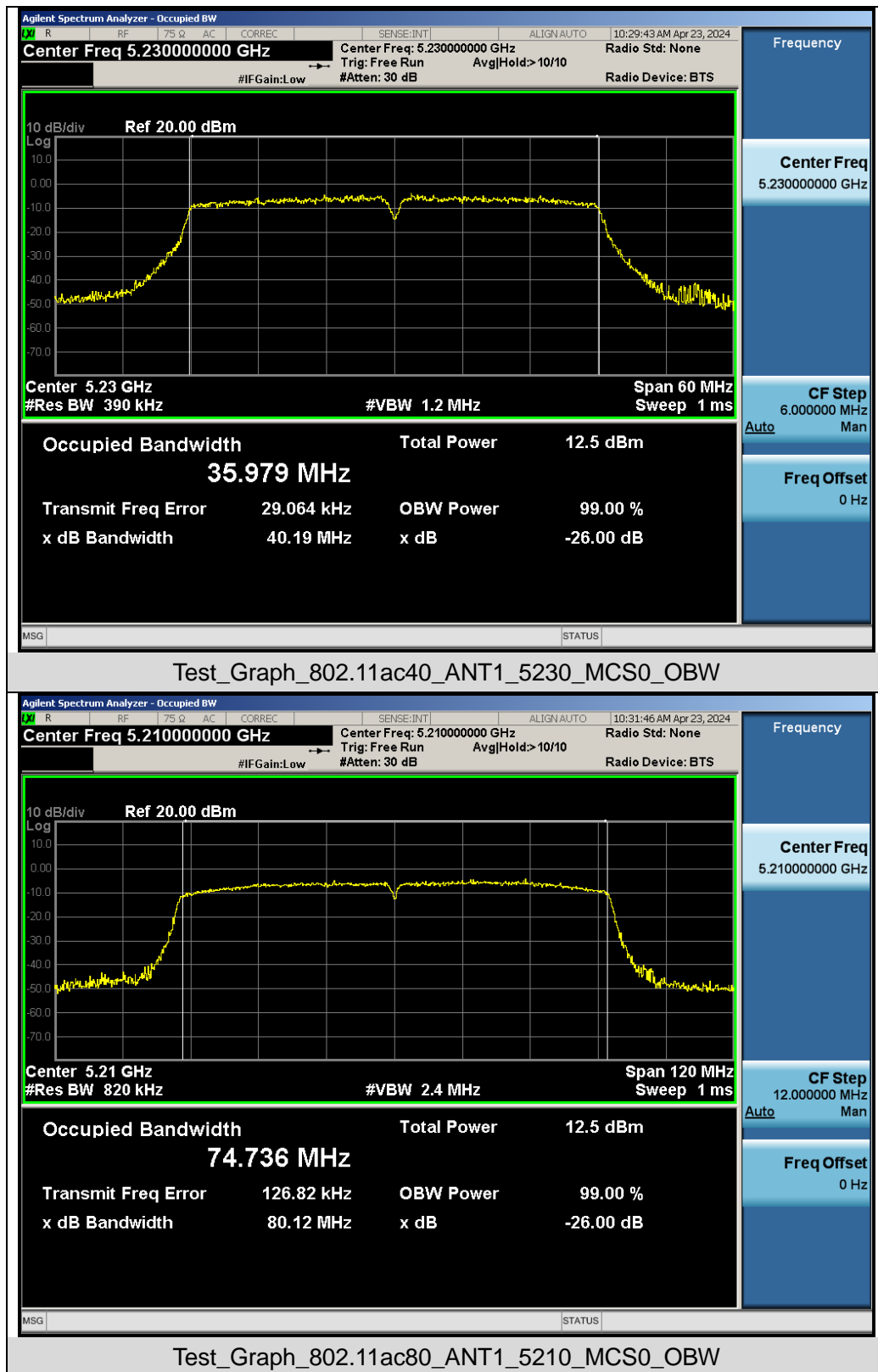


Any report having not been signed by authorized approver, or having been altered without authorization, or having not been stamped by the "Dedicated Testing/Inspection Stamp" is deemed to be invalid. Copying or excerpting portion of, or altering the content of the report is not permitted without the written authorization of AGC. The test results presented in the report apply only to the tested sample. Any objections to report issued by AGC should be submitted to AGC within 15days after the issuance of the test report. Further enquiry of validity or verification of the test report should be addressed to AGC by agc01@agccert.com.

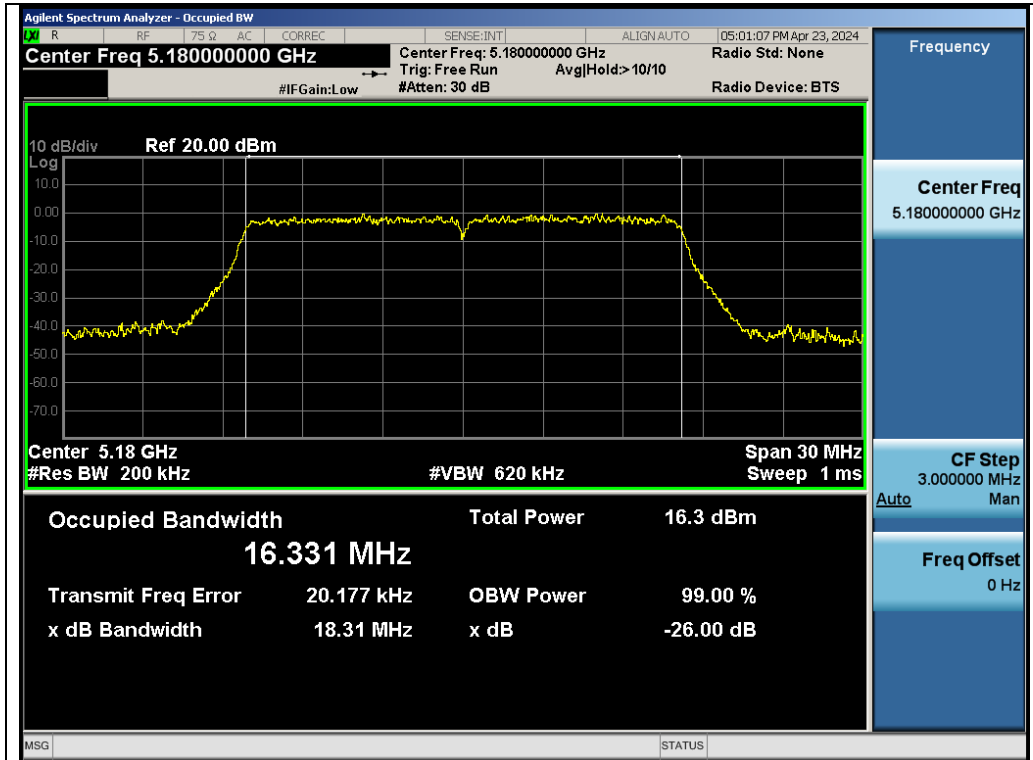


Any report having not been signed by authorized approver, or having been altered without authorization, or having not been stamped by the "Dedicated Testing/Inspection Stamp" is deemed to be invalid. Copying or excerpting portion of, or altering the content of the report is not permitted without the written authorization of AGC. The test results presented in the report apply only to the tested sample. Any objections to report issued by AGC should be submitted to AGC within 15days after the issuance of the test report. Further enquiry of validity or verification of the test report should be addressed to AGC by agc01@agccert.com.

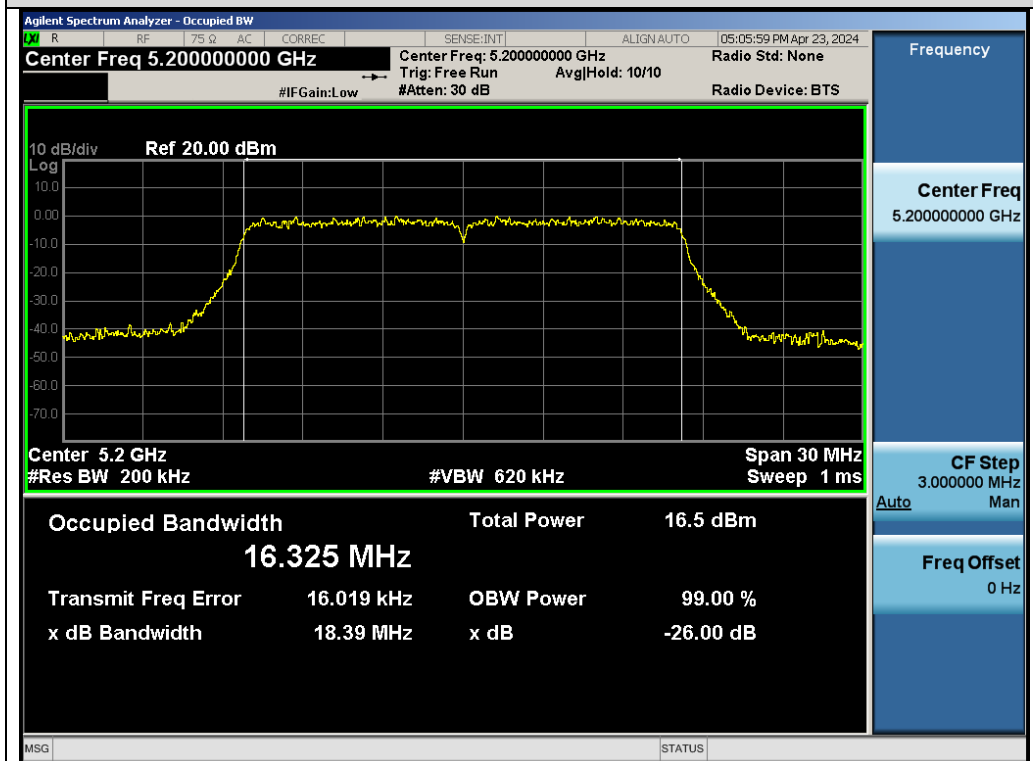
Attestation of Global Compliance(Shenzhen)Co., Ltd
Attestation of Global Compliance(Shenzhen)Std & Tech Co., Ltd
Tel: +86-755 2523 4088 E-mail: agc@agccert.com Web: http://www.agccert.com/



Any report having not been signed by authorized approver, or having been altered without authorization, or having not been stamped by the "Dedicated Testing/Inspection Stamp" is deemed to be invalid. Copying or excerpting portion of, or altering the content of the report is not permitted without the written authorization of AGC. The test results presented in the report apply only to the tested sample. Any objections to report issued by AGC should be submitted to AGC within 15days after the issuance of the test report. Further enquiry of validity or verification of the test report should be addressed to AGC by agc01@agccert.com.

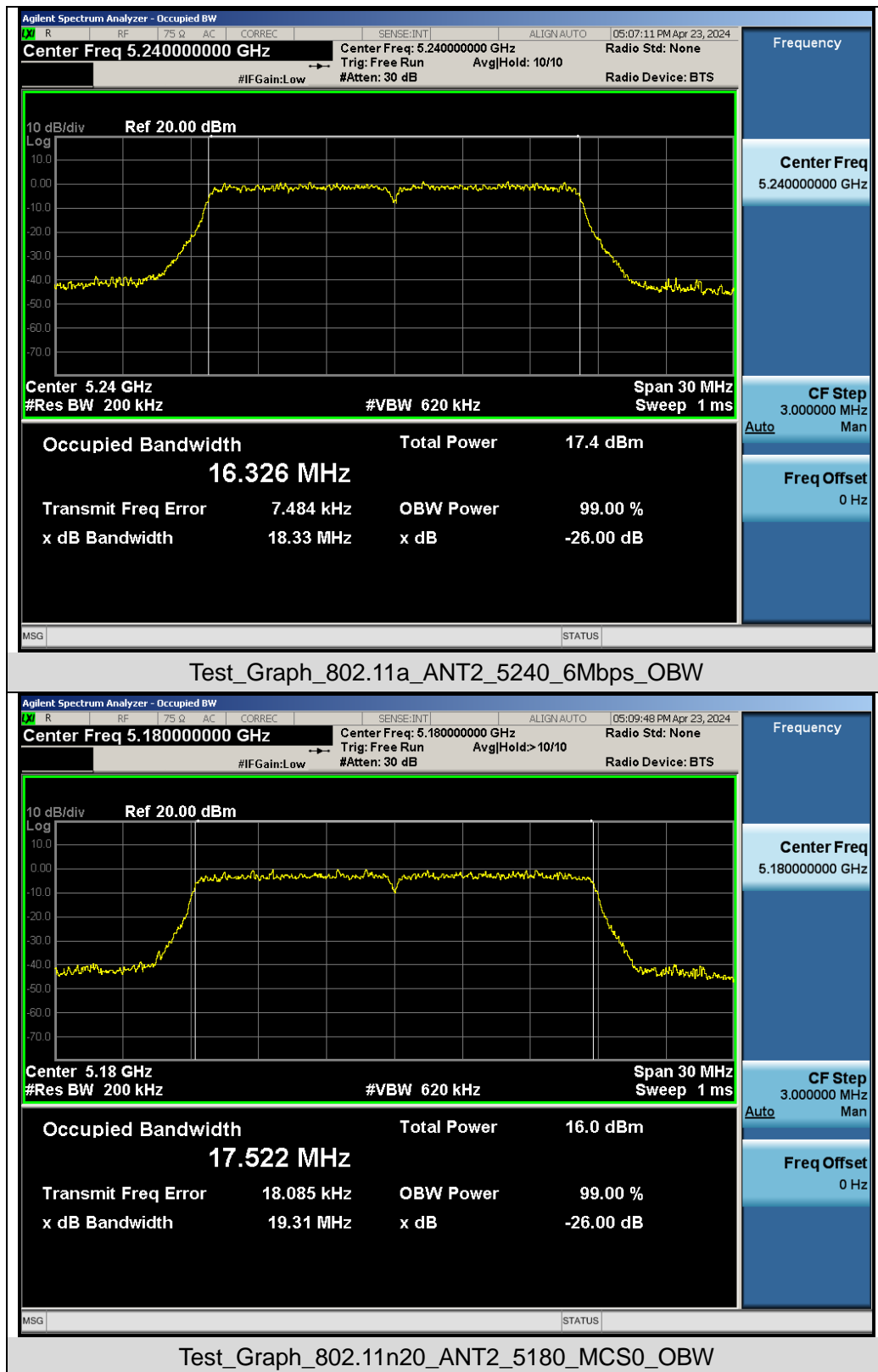


Test_Graph_802.11a_ANT2_5180_6Mbps_OBW

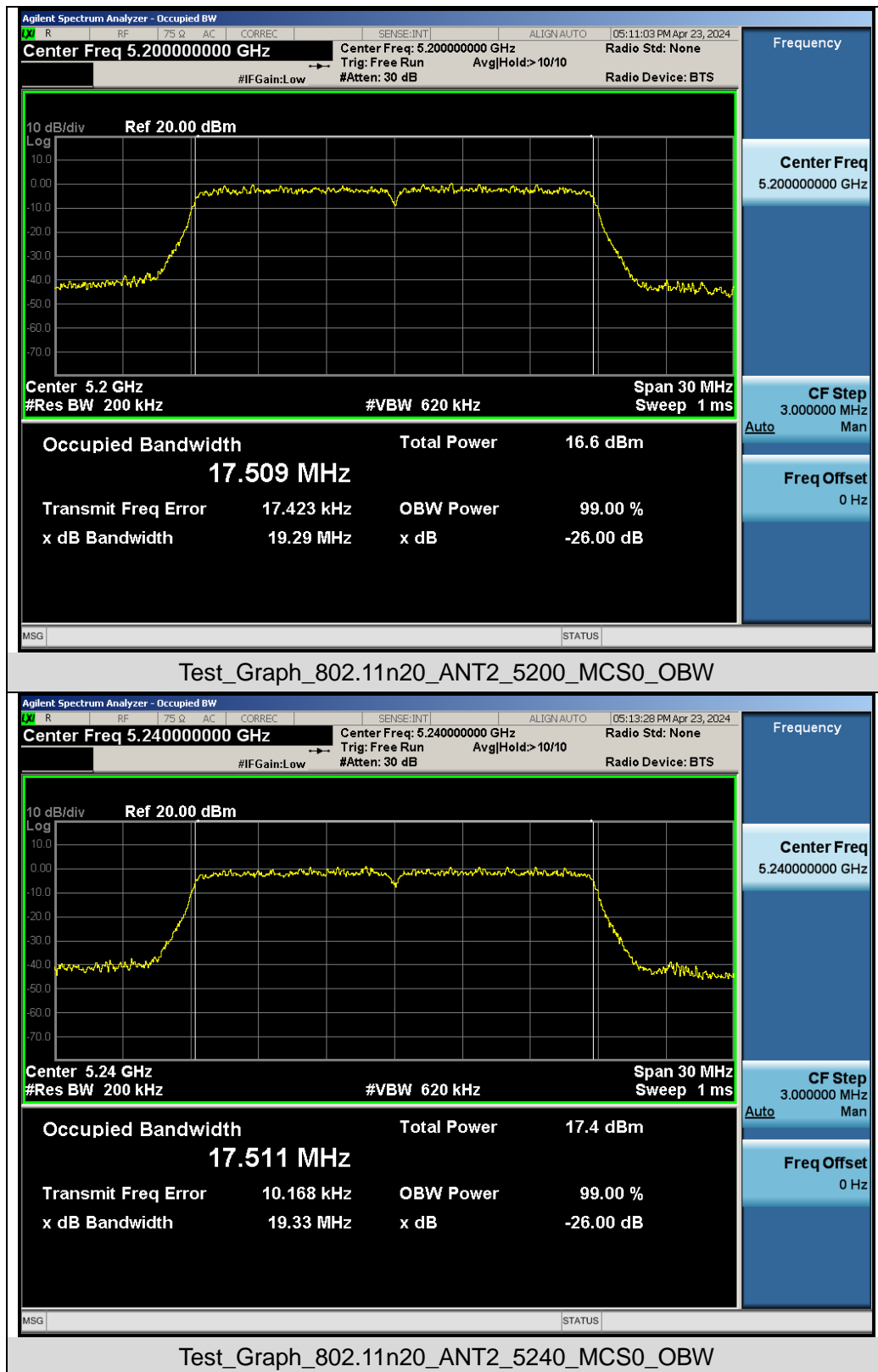


Test_Graph_802.11a_ANT2_5200_6Mbps_OBW

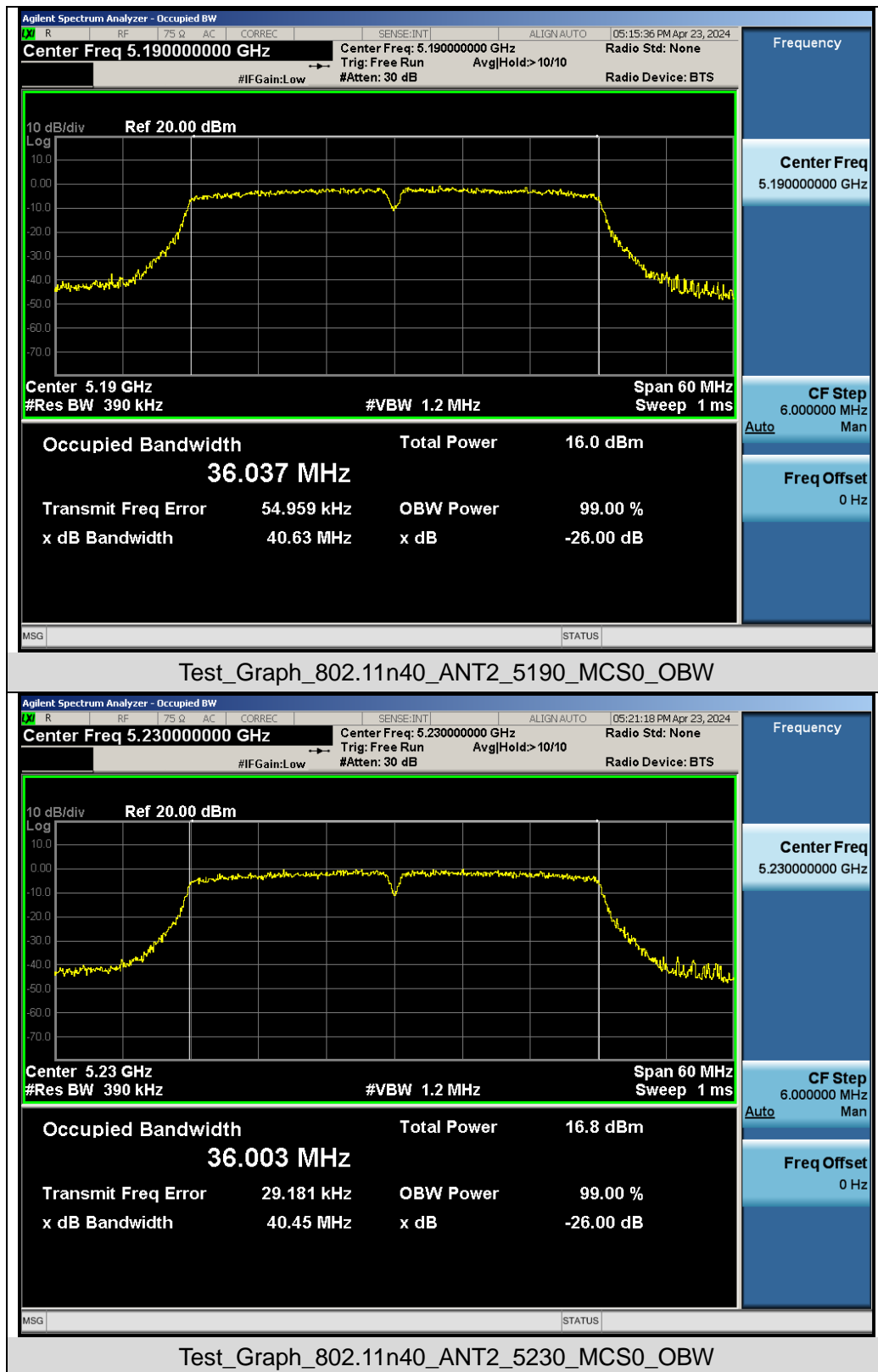
Any report having not been signed by authorized approver, or having been altered without authorization, or having not been stamped by the "Dedicated Testing/Inspection Stamp" is deemed to be invalid. Copying or excerpting portion of, or altering the content of the report is not permitted without the written authorization of AGC. The test results presented in the report apply only to the tested sample. Any objections to report issued by AGC should be submitted to AGC within 15days after the issuance of the test report. Further enquiry of validity or verification of the test report should be addressed to AGC by agc01@agccert.com.



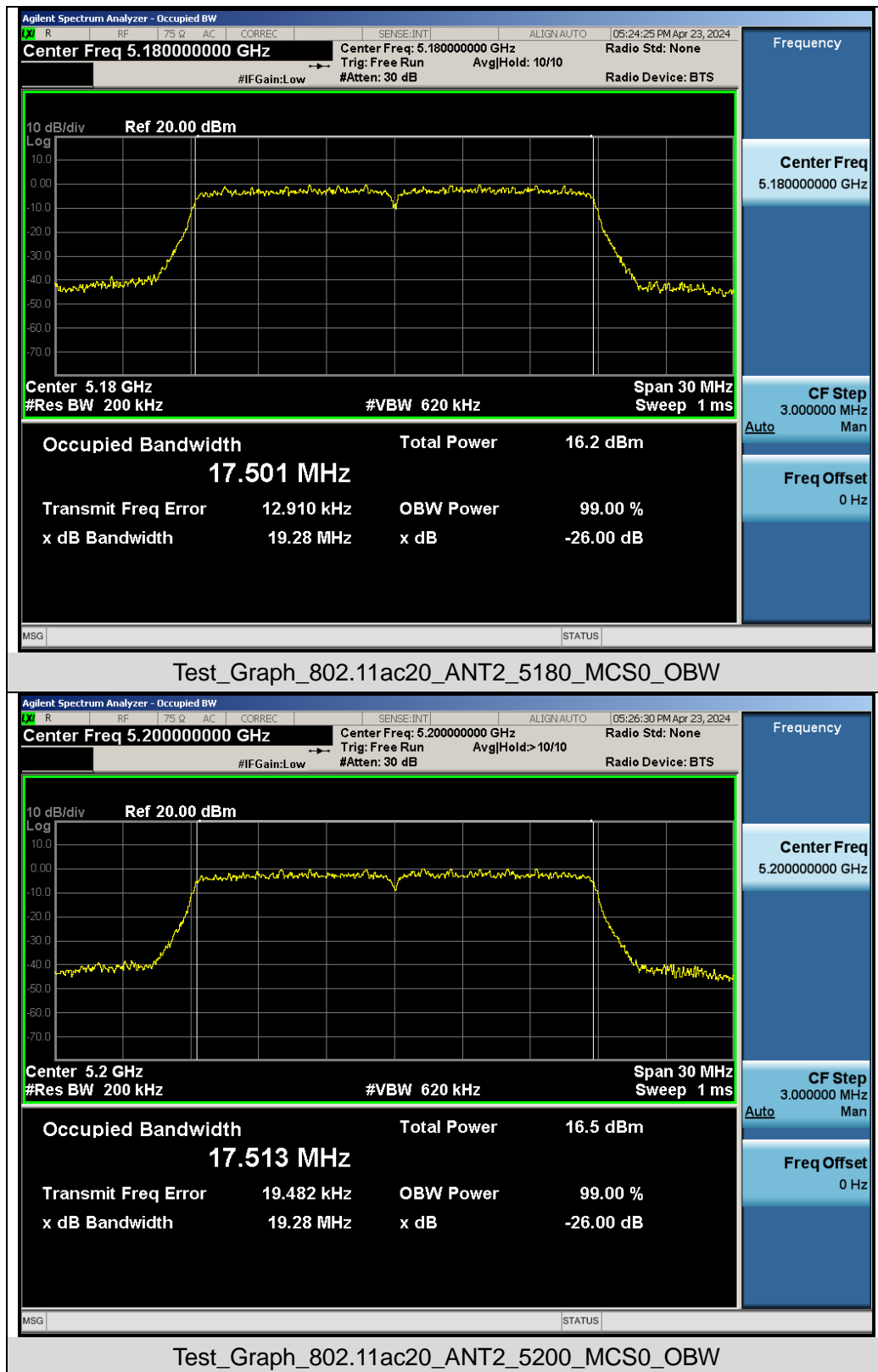
Any report having not been signed by authorized approver, or having been altered without authorization, or having not been stamped by the "Dedicated Testing/Inspection Stamp" is deemed to be invalid. Copying or excerpting portion of, or altering the content of the report is not permitted without the written authorization of AGC. The test results presented in the report apply only to the tested sample. Any objections to report issued by AGC should be submitted to AGC within 15days after the issuance of the test report. Further enquiry of validity or verification of the test report should be addressed to AGC by agc01@agccert.com.



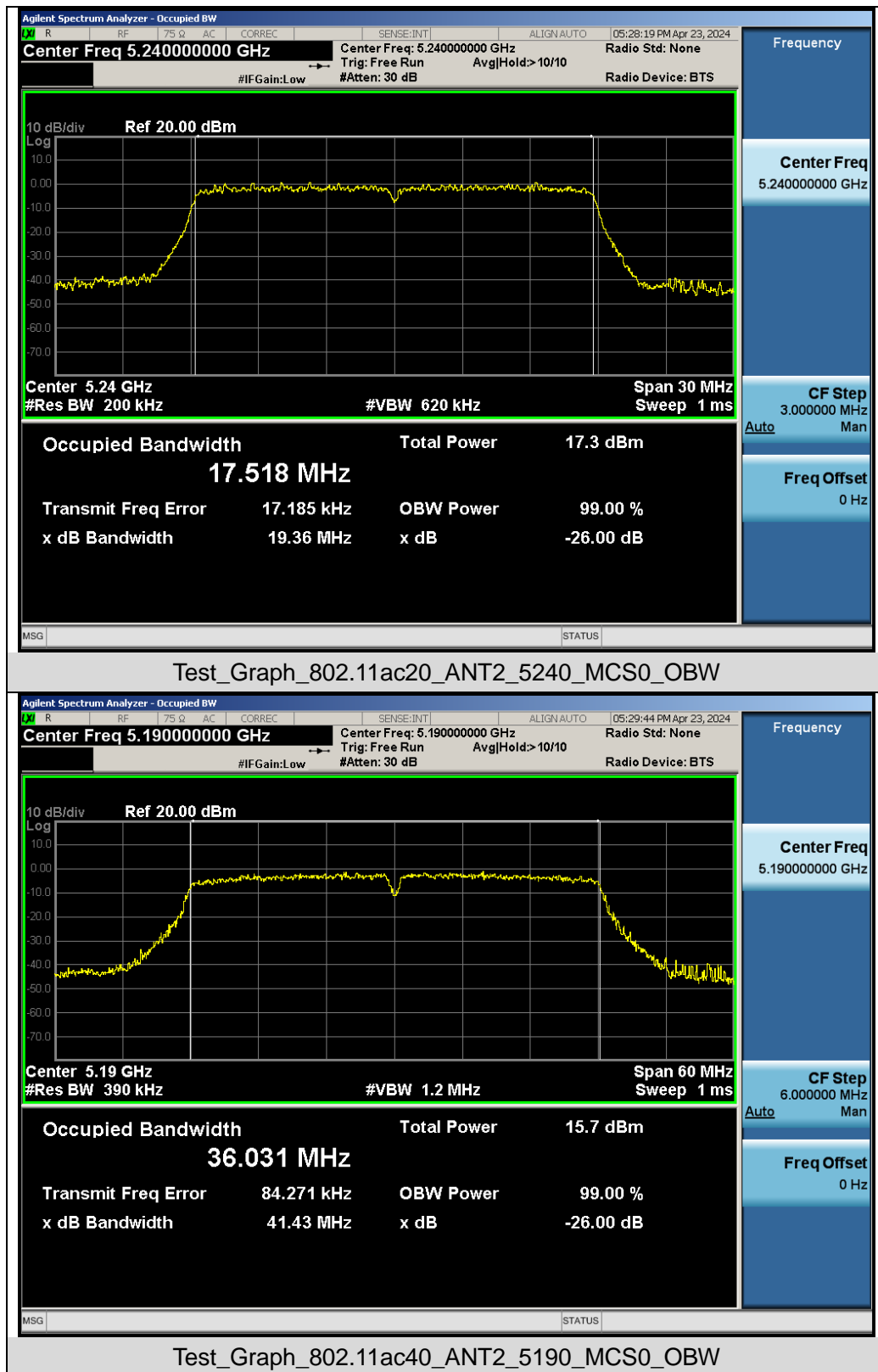
Any report having not been signed by authorized approver, or having been altered without authorization, or having not been stamped by the "Dedicated Testing/Inspection Stamp" is deemed to be invalid. Copying or excerpting portion of, or altering the content of the report is not permitted without the written authorization of AGC. The test results presented in the report apply only to the tested sample. Any objections to report issued by AGC should be submitted to AGC within 15days after the issuance of the test report. Further enquiry of validity or verification of the test report should be addressed to AGC by agc01@agccert.com.



Any report having not been signed by authorized approver, or having been altered without authorization, or having not been stamped by the "Dedicated Testing/Inspection Stamp" is deemed to be invalid. Copying or excerpting portion of, or altering the content of the report is not permitted without the written authorization of AGC. The test results presented in the report apply only to the tested sample. Any objections to report issued by AGC should be submitted to AGC within 15days after the issuance of the test report. Further enquiry of validity or verification of the test report should be addressed to AGC by agc01@agccert.com.

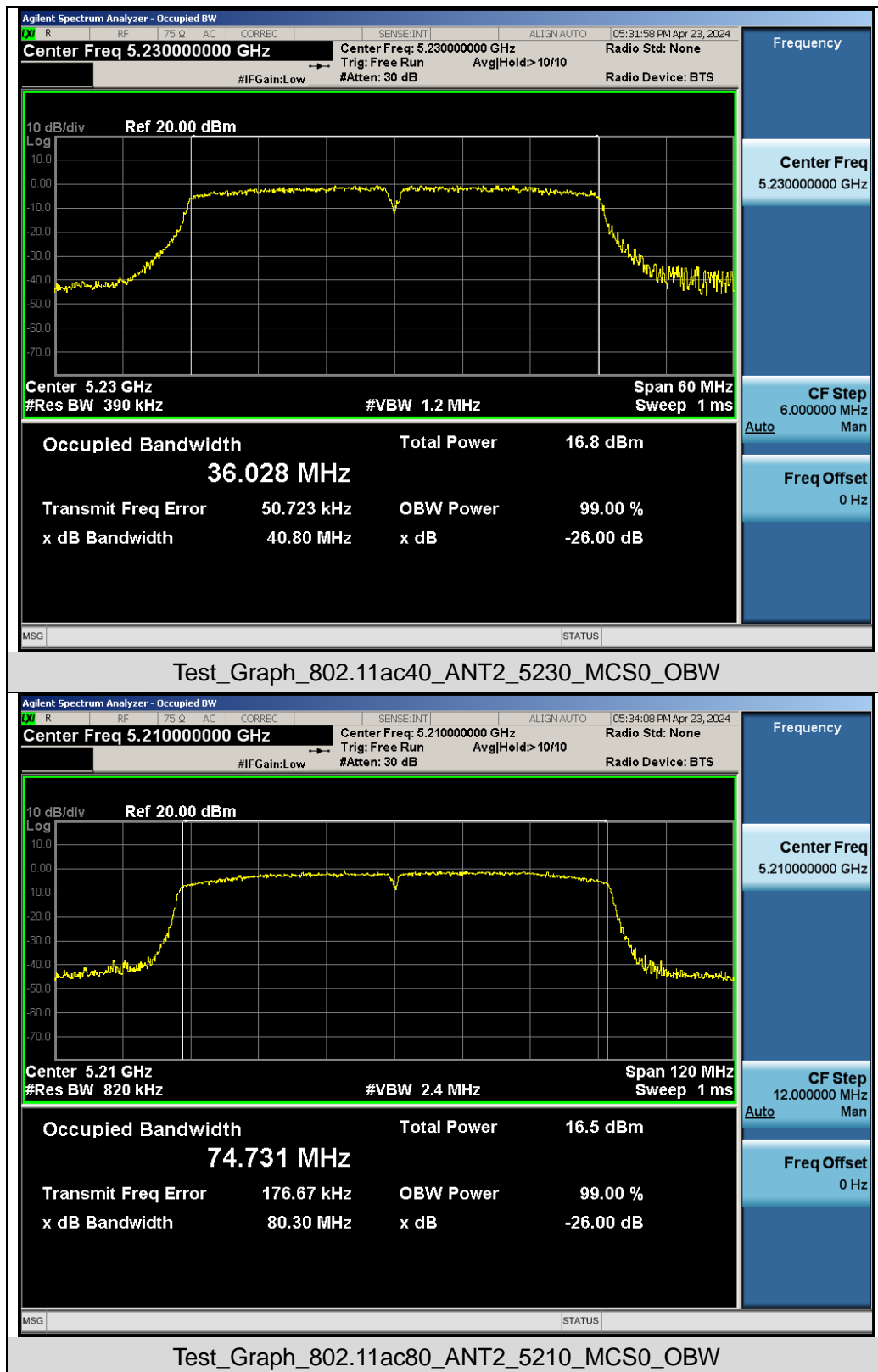


Any report having not been signed by authorized approver, or having been altered without authorization, or having not been stamped by the "Dedicated Testing/Inspection Stamp" is deemed to be invalid. Copying or excerpting portion of, or altering the content of the report is not permitted without the written authorization of AGC. The test results presented in the report apply only to the tested sample. Any objections to report issued by AGC should be submitted to AGC within 15days after the issuance of the test report. Further enquiry of validity or verification of the test report should be addressed to AGC by agc01@agccert.com.



Any report having not been signed by authorized approver, or having been altered without authorization, or having not been stamped by the "Dedicated Testing/Inspection Stamp" is deemed to be invalid. Copying or excerpting portion of, or altering the content of the report is not permitted without the written authorization of AGC. The test results presented in the report apply only to the tested sample. Any objections to report issued by AGC should be submitted to AGC within 15days after the issuance of the test report. Further enquiry of validity or verification of the test report should be addressed to AGC by agc01@agccert.com.

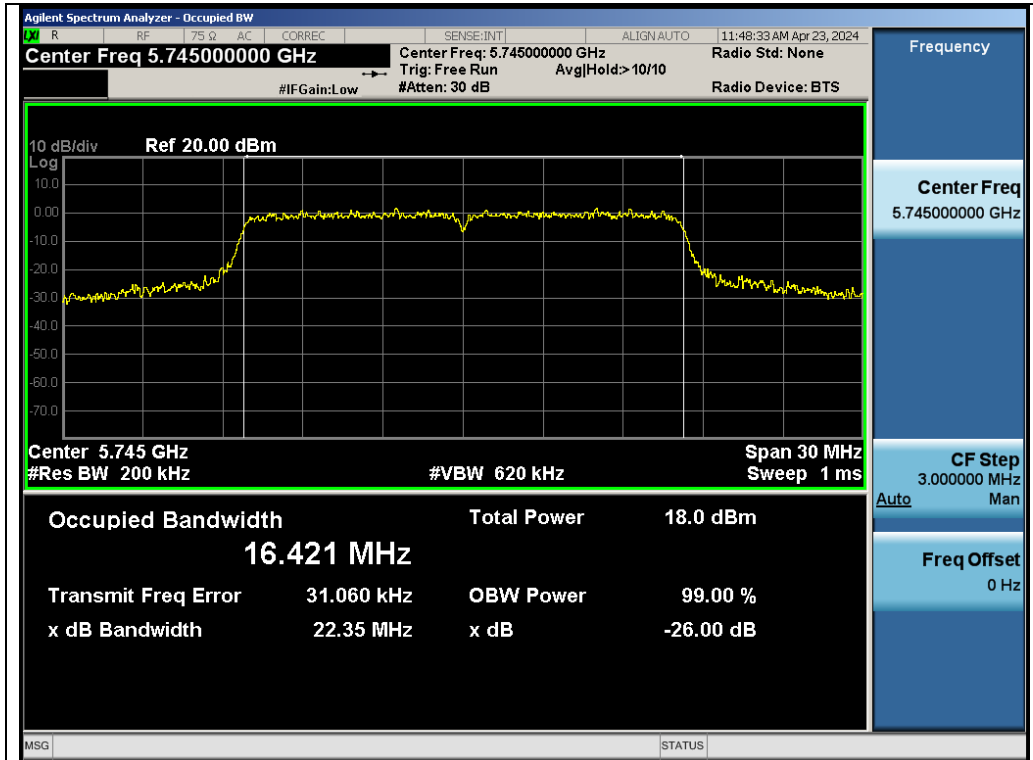
Attestation of Global Compliance(Shenzhen)Co., Ltd
Attestation of Global Compliance(Shenzhen)Std & Tech Co., Ltd
Tel: +86-755 2523 4088 E-mail: agc@agccert.com Web: http://www.agccert.com/



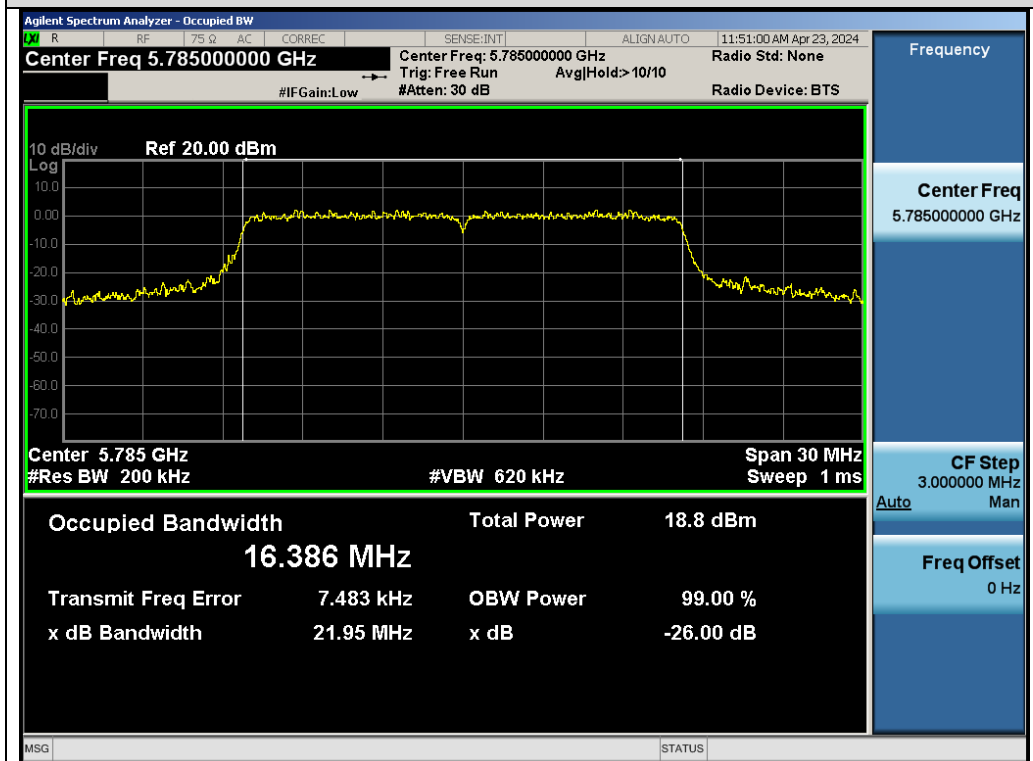
Any report having not been signed by authorized approver, or having been altered without authorization, or having not been stamped by the "Dedicated Testing/Inspection Stamp" is deemed to be invalid. Copying or excerpting portion of, or altering the content of the report is not permitted without the written authorization of AGC. The test results presented in the report apply only to the tested sample. Any objections to report issued by AGC should be submitted to AGC within 15days after the issuance of the test report. Further enquiry of validity or verification of the test report should be addressed to AGC by agc01@agccert.com.

Attestation of Global Compliance(Shenzhen)Co., Ltd
Attestation of Global Compliance(Shenzhen)Std & Tech Co., Ltd
Tel: +86-755 2523 4088 E-mail: agc@agccert.com Web: http://www.agccert.com/

Test Graphs of Occupied Bandwidth and -26dB Bandwidth for band 5.745-5.825 GHz

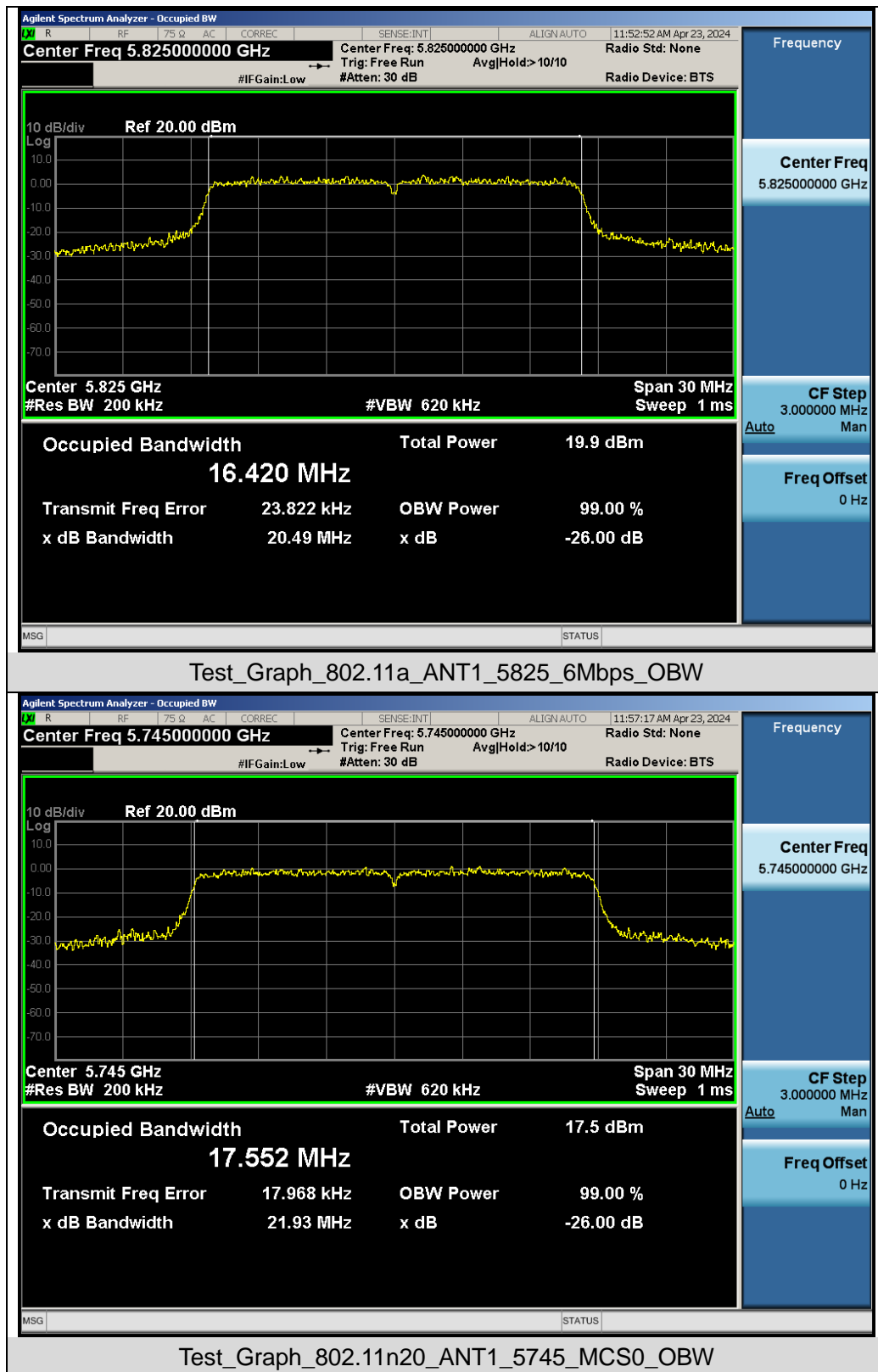


Test_Graph_802.11a_ANT1_5745_6Mbps_OBW

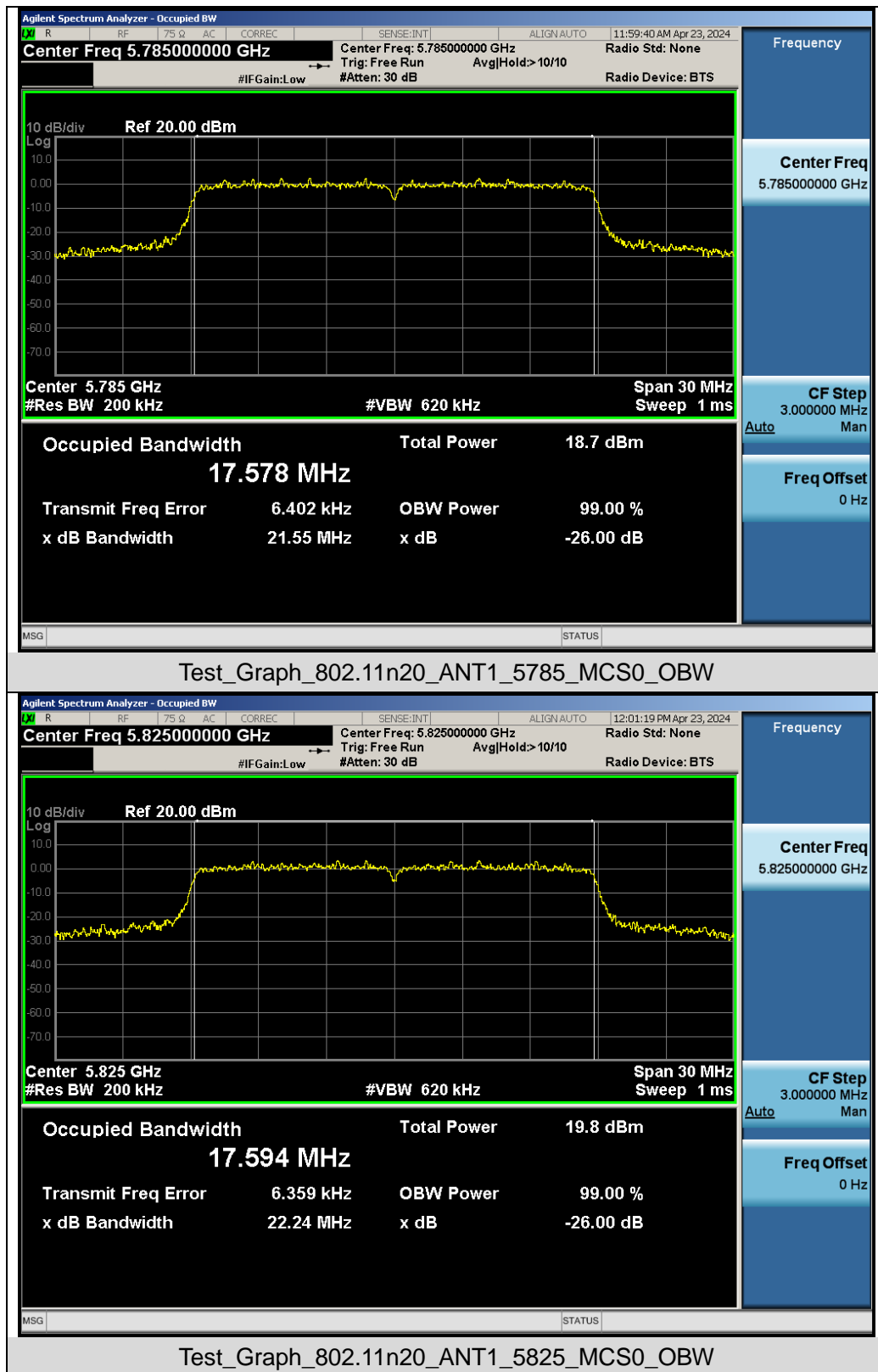


Test_Graph_802.11a_ANT1_5785_6Mbps_OBW

Any report having not been signed by authorized approver, or having been altered without authorization, or having not been stamped by the "Dedicated Testing/Inspection Stamp" is deemed to be invalid. Copying or excerpting portion of, or altering the content of the report is not permitted without the written authorization of AGC. The test results presented in the report apply only to the tested sample. Any objections to report issued by AGC should be submitted to AGC within 15days after the issuance of the test report. Further enquiry of validity or verification of the test report should be addressed to AGC by agc01@agccert.com.

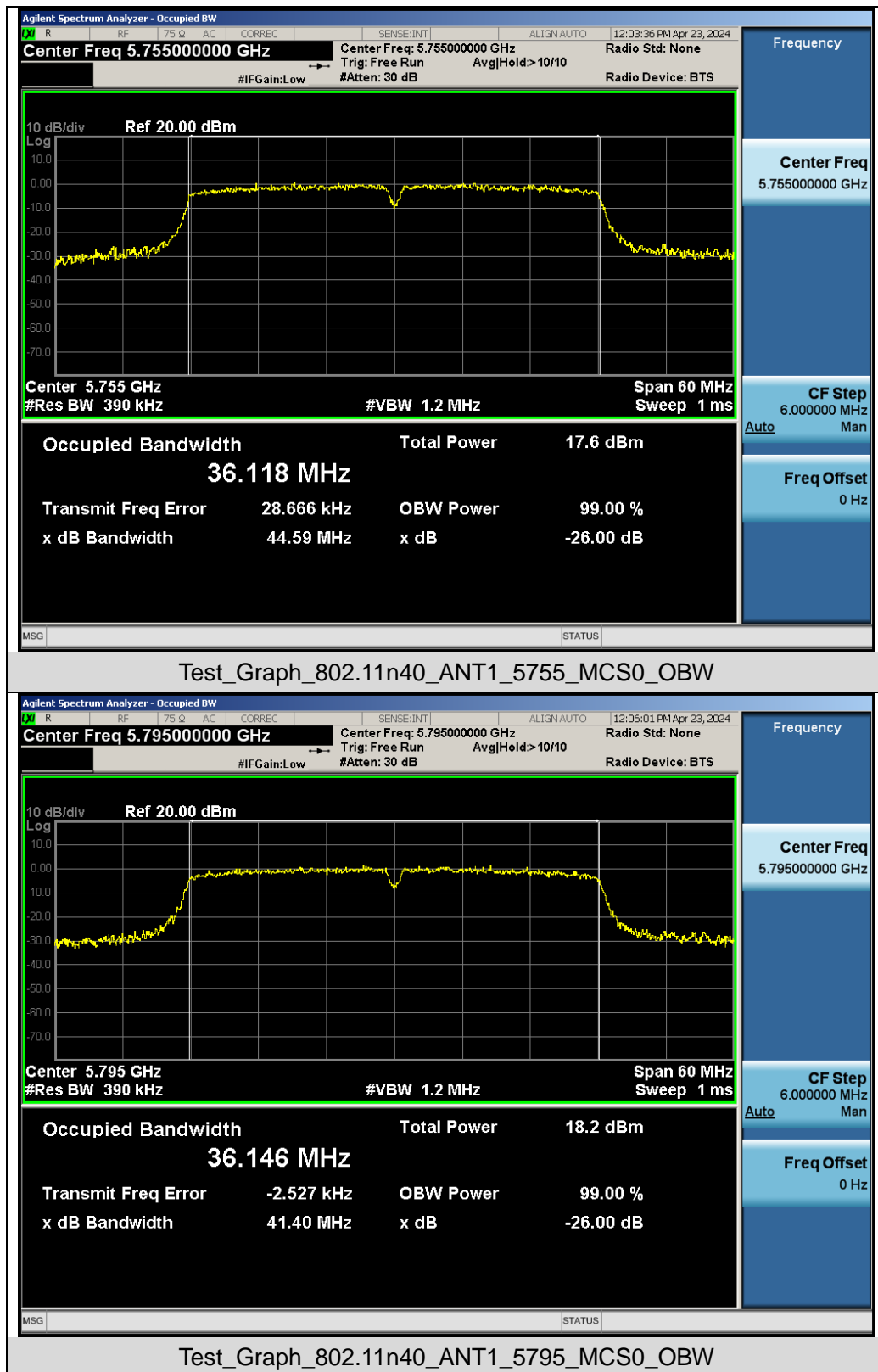


Any report having not been signed by authorized approver, or having been altered without authorization, or having not been stamped by the "Dedicated Testing/Inspection Stamp" is deemed to be invalid. Copying or excerpting portion of, or altering the content of the report is not permitted without the written authorization of AGC. The test results presented in the report apply only to the tested sample. Any objections to report issued by AGC should be submitted to AGC within 15days after the issuance of the test report. Further enquiry of validity or verification of the test report should be addressed to AGC by agc01@agccert.com.



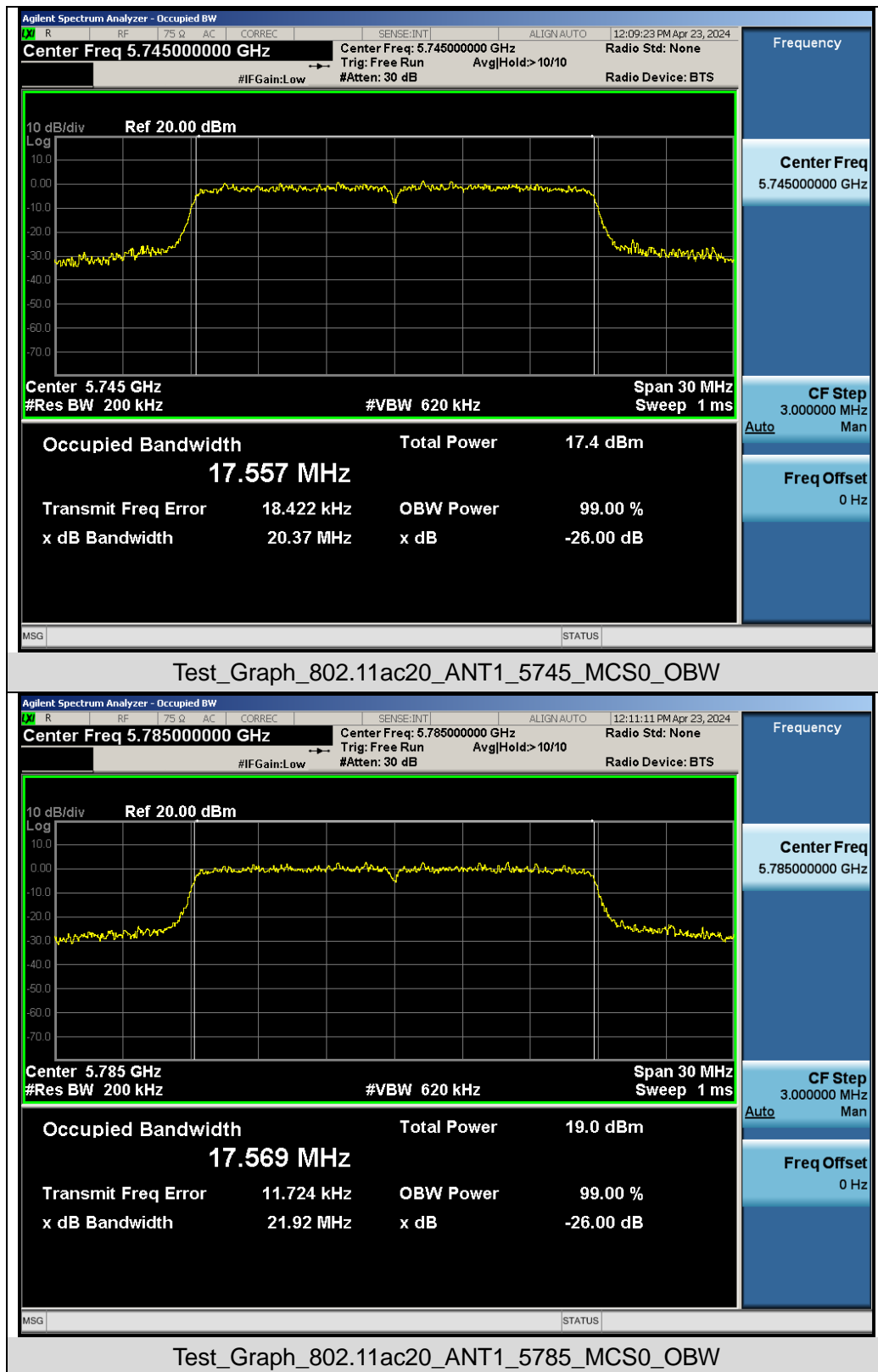
Any report having not been signed by authorized approver, or having been altered without authorization, or having not been stamped by the "Dedicated Testing/Inspection Stamp" is deemed to be invalid. Copying or excerpting portion of, or altering the content of the report is not permitted without the written authorization of AGC. The test results presented in the report apply only to the tested sample. Any objections to report issued by AGC should be submitted to AGC within 15days after the issuance of the test report. Further enquiry of validity or verification of the test report should be addressed to AGC by agc01@agccert.com.

Attestation of Global Compliance(Shenzhen)Co., Ltd
Attestation of Global Compliance(Shenzhen)Std & Tech Co., Ltd
Tel: +86-755 2523 4088 E-mail: agc@agccert.com Web: http://www.agccert.com/

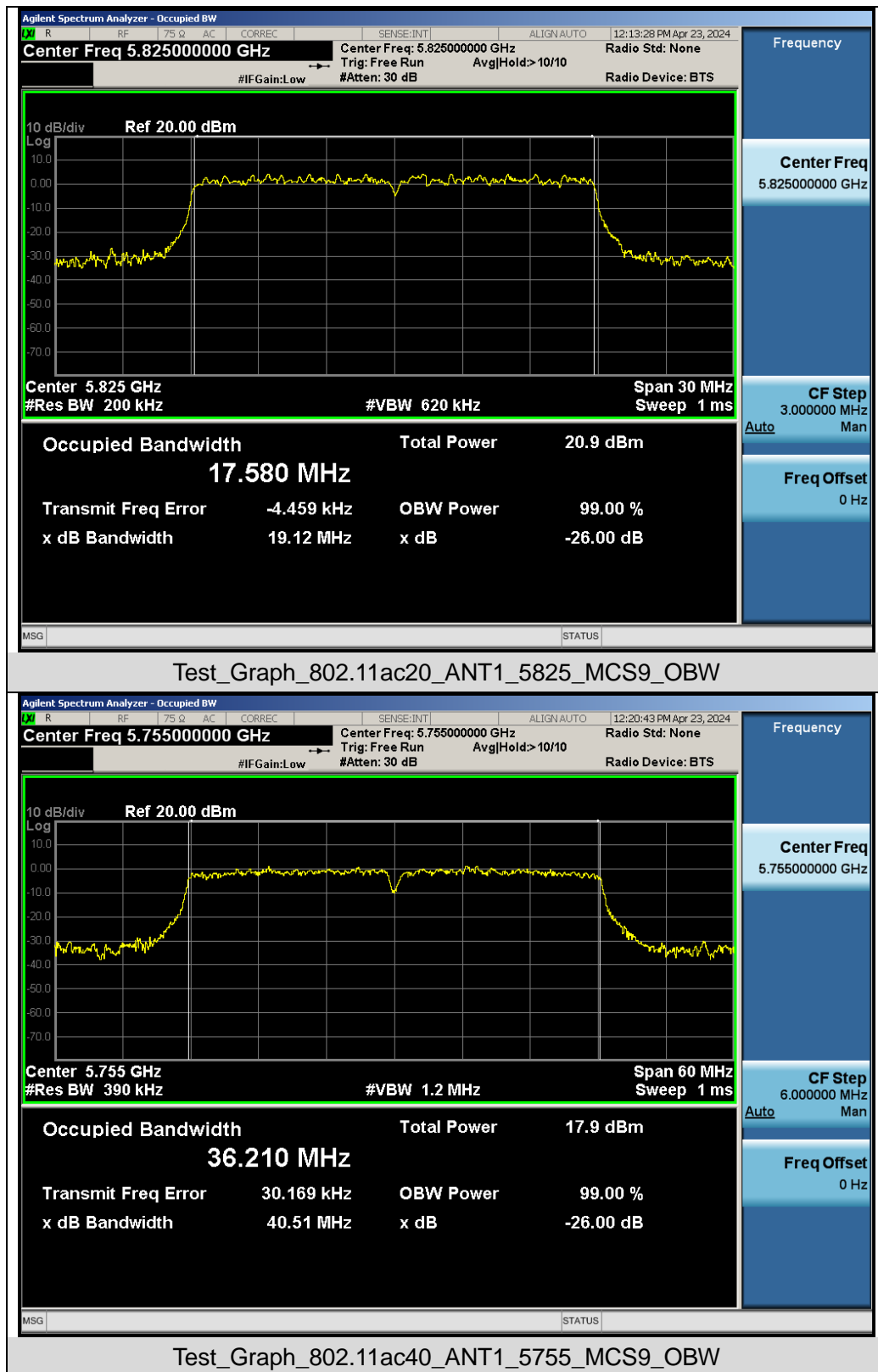


Any report having not been signed by authorized approver, or having been altered without authorization, or having not been stamped by the "Dedicated Testing/Inspection Stamp" is deemed to be invalid. Copying or excerpting portion of, or altering the content of the report is not permitted without the written authorization of AGC. The test results presented in the report apply only to the tested sample. Any objections to report issued by AGC should be submitted to AGC within 15days after the issuance of the test report. Further enquiry of validity or verification of the test report should be addressed to AGC by agc01@agccert.com.

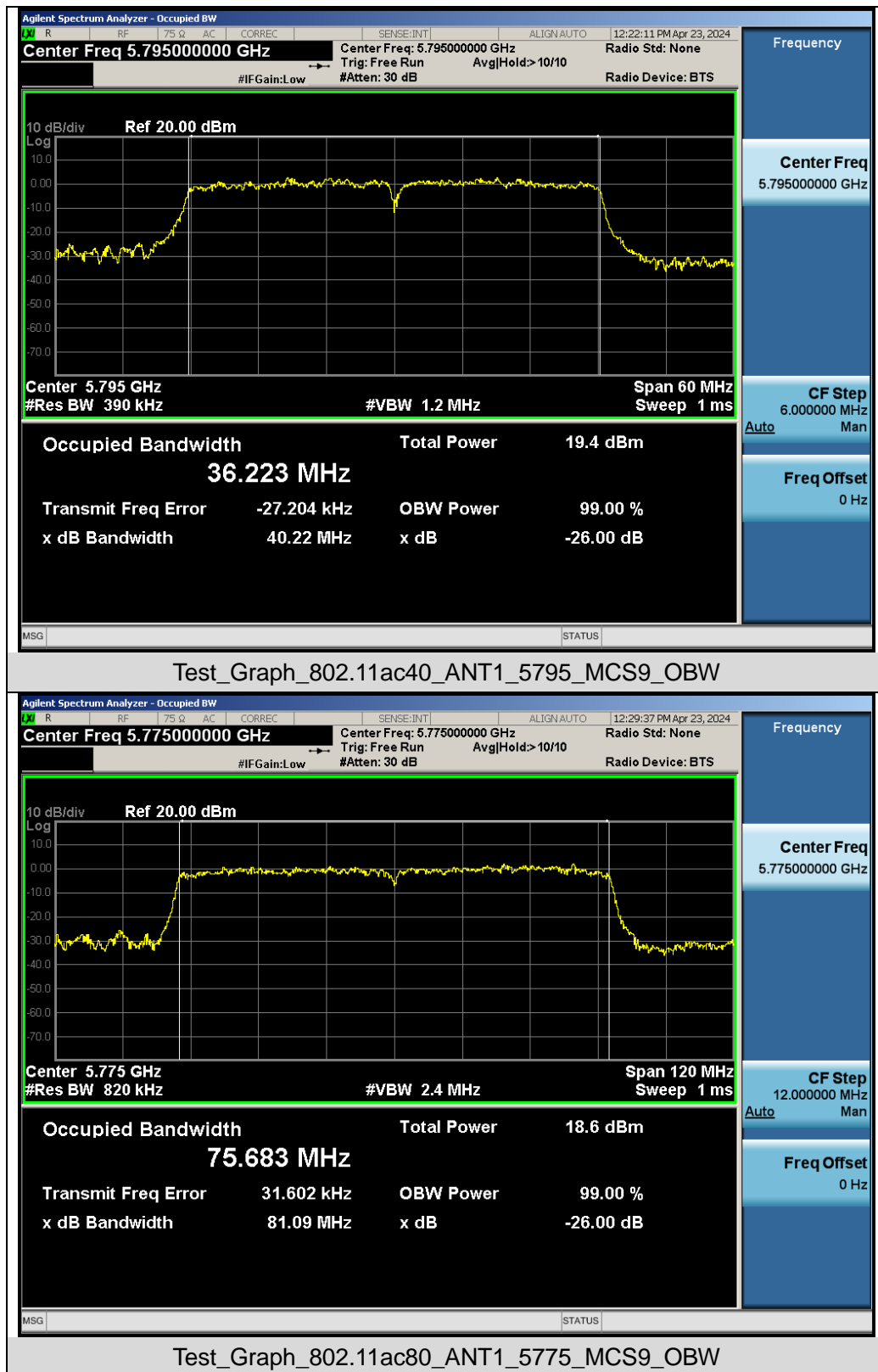
Attestation of Global Compliance(Shenzhen)Co., Ltd
Attestation of Global Compliance(Shenzhen)Std & Tech Co., Ltd
Tel: +86-755 2523 4088 E-mail: agc@agccert.com Web: http://www.agccert.com/



Any report having not been signed by authorized approver, or having been altered without authorization, or having not been stamped by the "Dedicated Testing/Inspection Stamp" is deemed to be invalid. Copying or excerpting portion of, or altering the content of the report is not permitted without the written authorization of AGC. The test results presented in the report apply only to the tested sample. Any objections to report issued by AGC should be submitted to AGC within 15 days after the issuance of the test report. Further enquiry of validity or verification of the test report should be addressed to AGC by agc01@agccert.com.

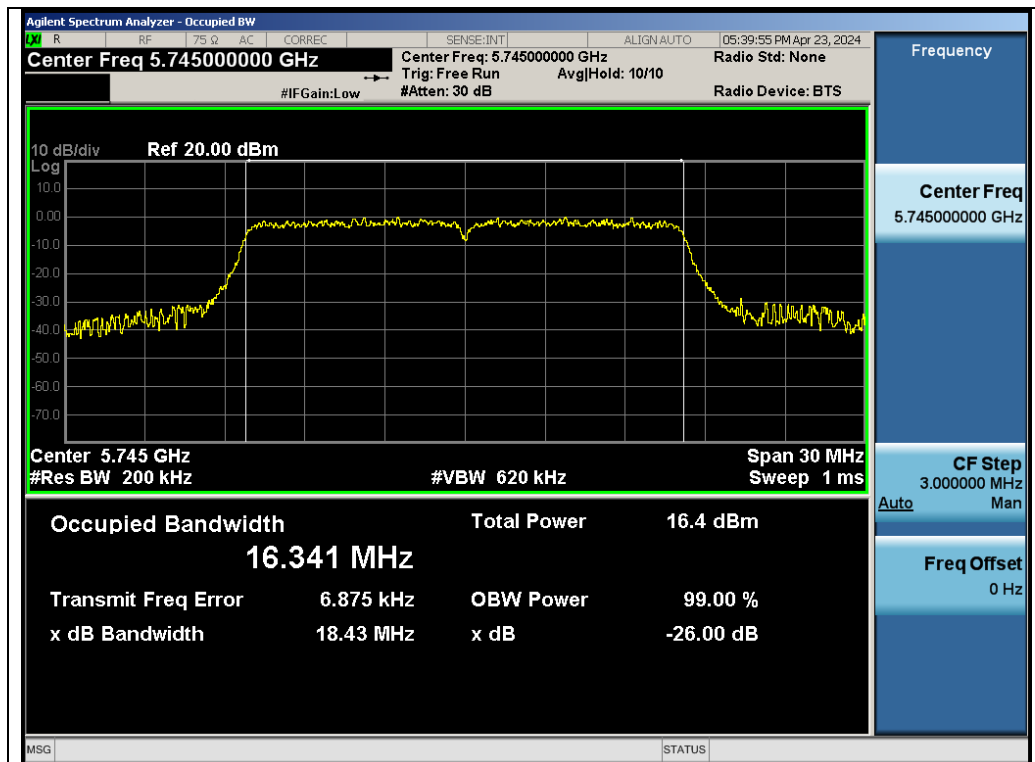


Any report having not been signed by authorized approver, or having been altered without authorization, or having not been stamped by the "Dedicated Testing/Inspection Stamp" is deemed to be invalid. Copying or excerpting portion of, or altering the content of the report is not permitted without the written authorization of AGC. The test results presented in the report apply only to the tested sample. Any objections to report issued by AGC should be submitted to AGC within 15days after the issuance of the test report. Further enquiry of validity or verification of the test report should be addressed to AGC by agc01@agccert.com.

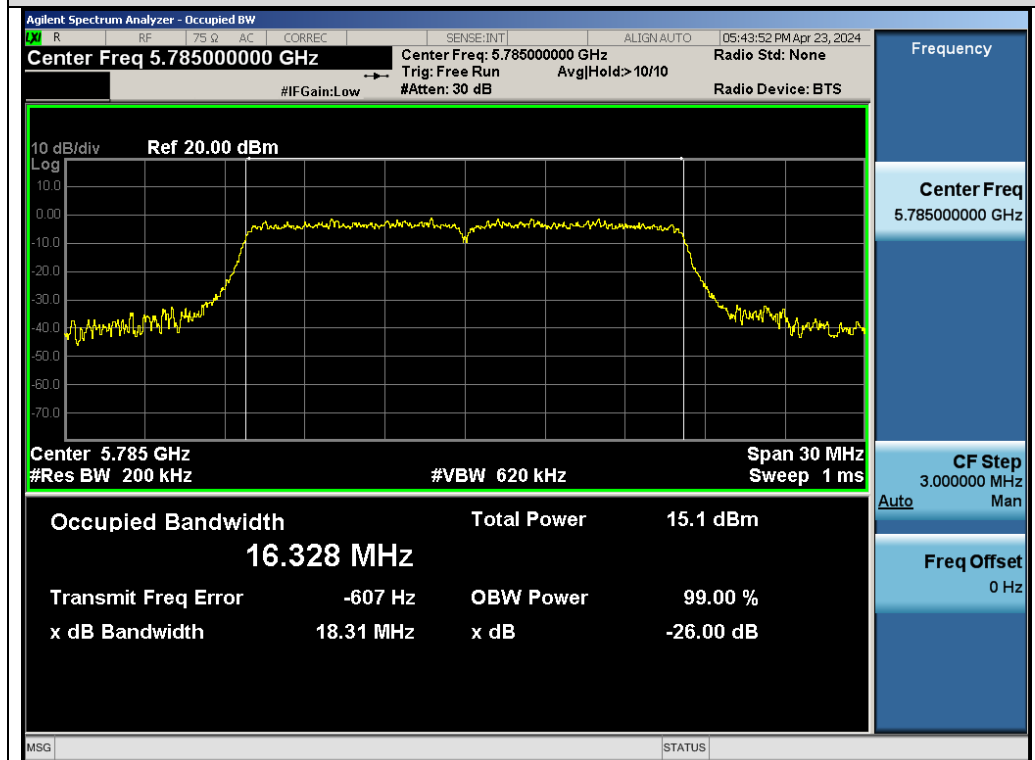


Any report having not been signed by authorized approver, or having been altered without authorization, or having not been stamped by the "Dedicated Testing/Inspection Stamp" is deemed to be invalid. Copying or excerpting portion of, or altering the content of the report is not permitted without the written authorization of AGC. The test results presented in the report apply only to the tested sample. Any objections to report issued by AGC should be submitted to AGC within 15days after the issuance of the test report. Further enquiry of validity or verification of the test report should be addressed to AGC by agc01@agccert.com.

Attestation of Global Compliance(Shenzhen)Co., Ltd
Attestation of Global Compliance(Shenzhen)Std & Tech Co., Ltd
Tel: +86-755 2523 4088 E-mail: agc@agccert.com Web: http://www.agccert.com/

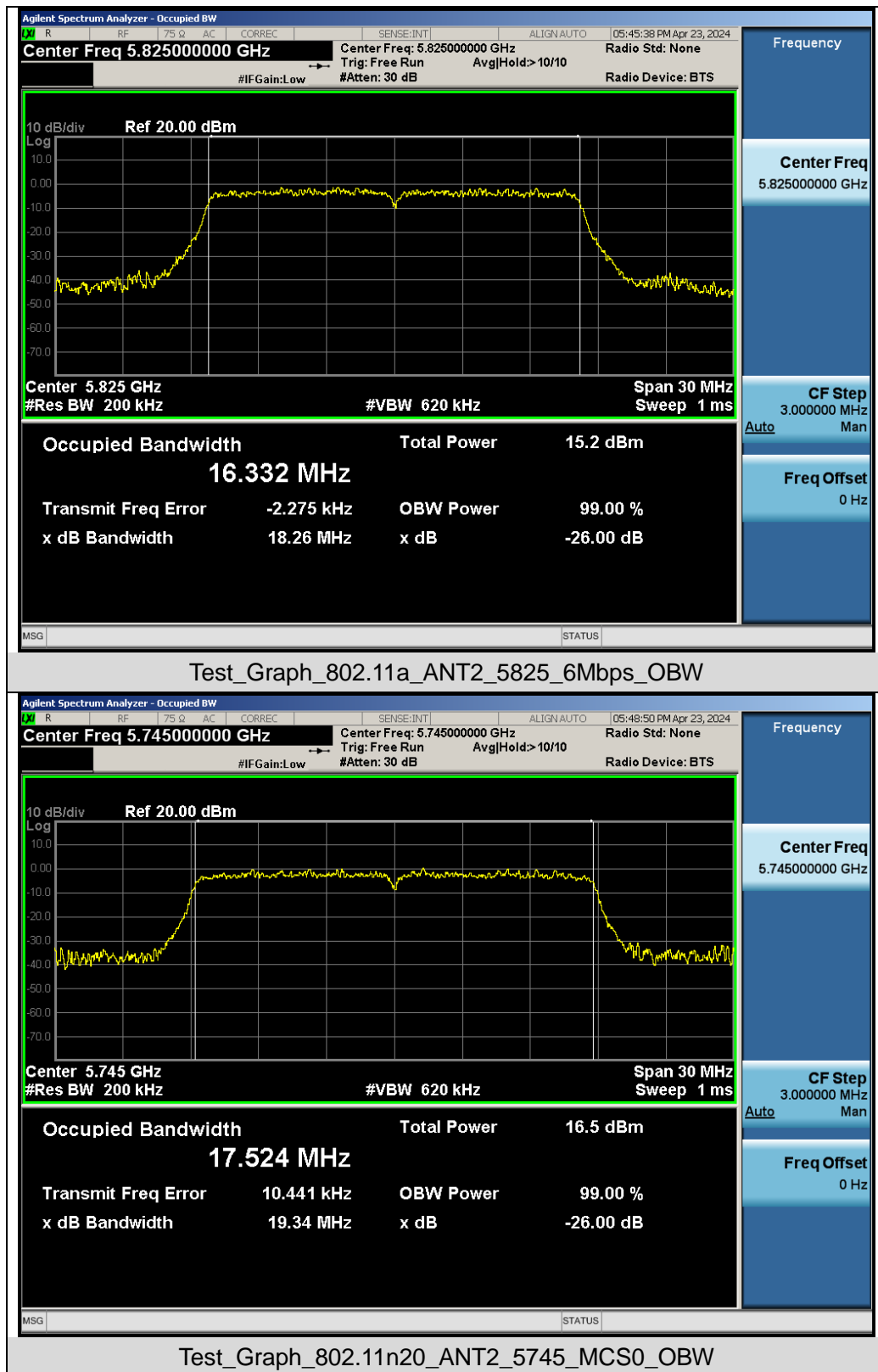


Test_Graph_802.11a_ANT2_5745_6Mbps_OBW

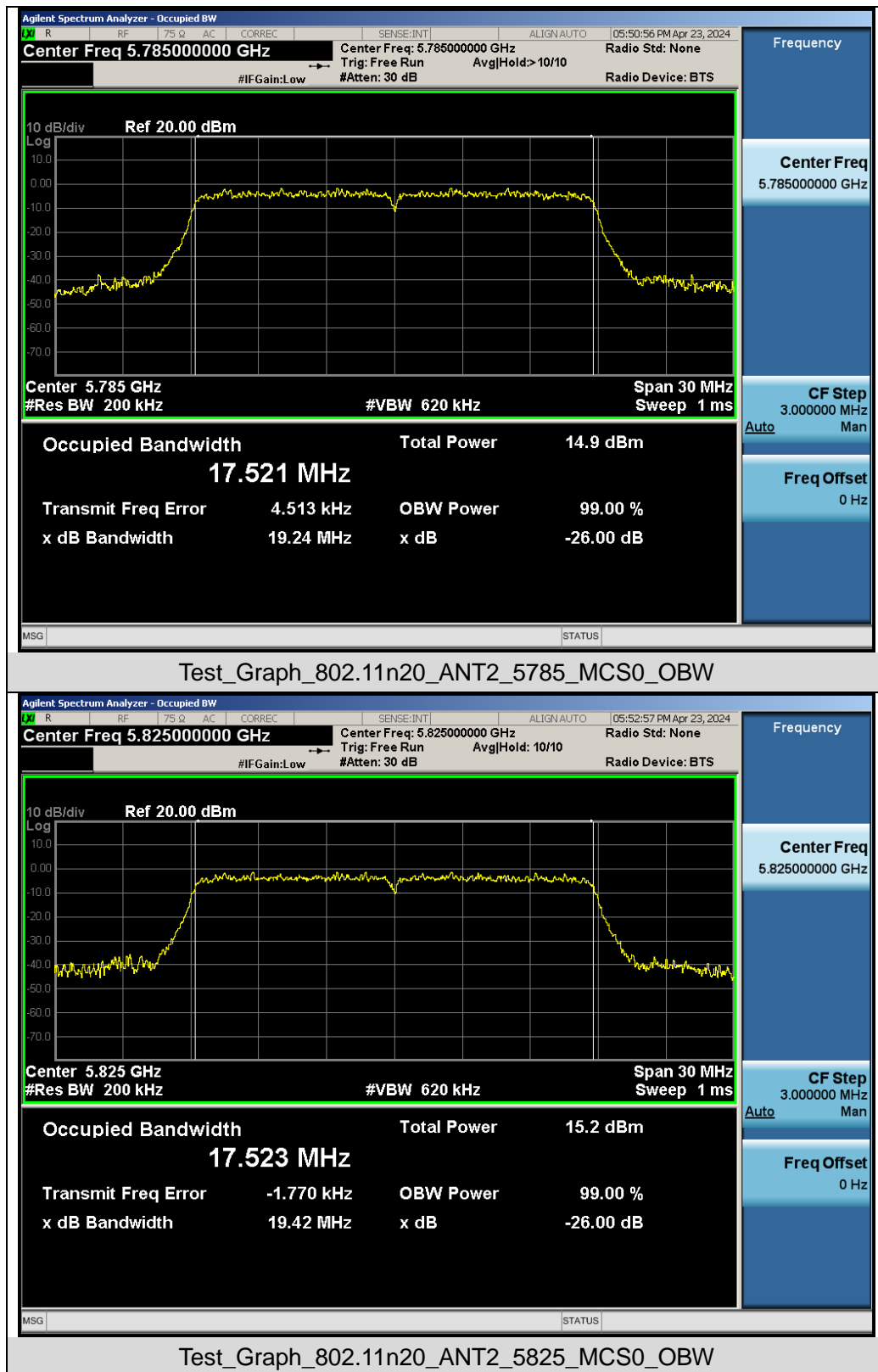


Test_Graph_802.11a_ANT2_5785_6Mbps_OBW

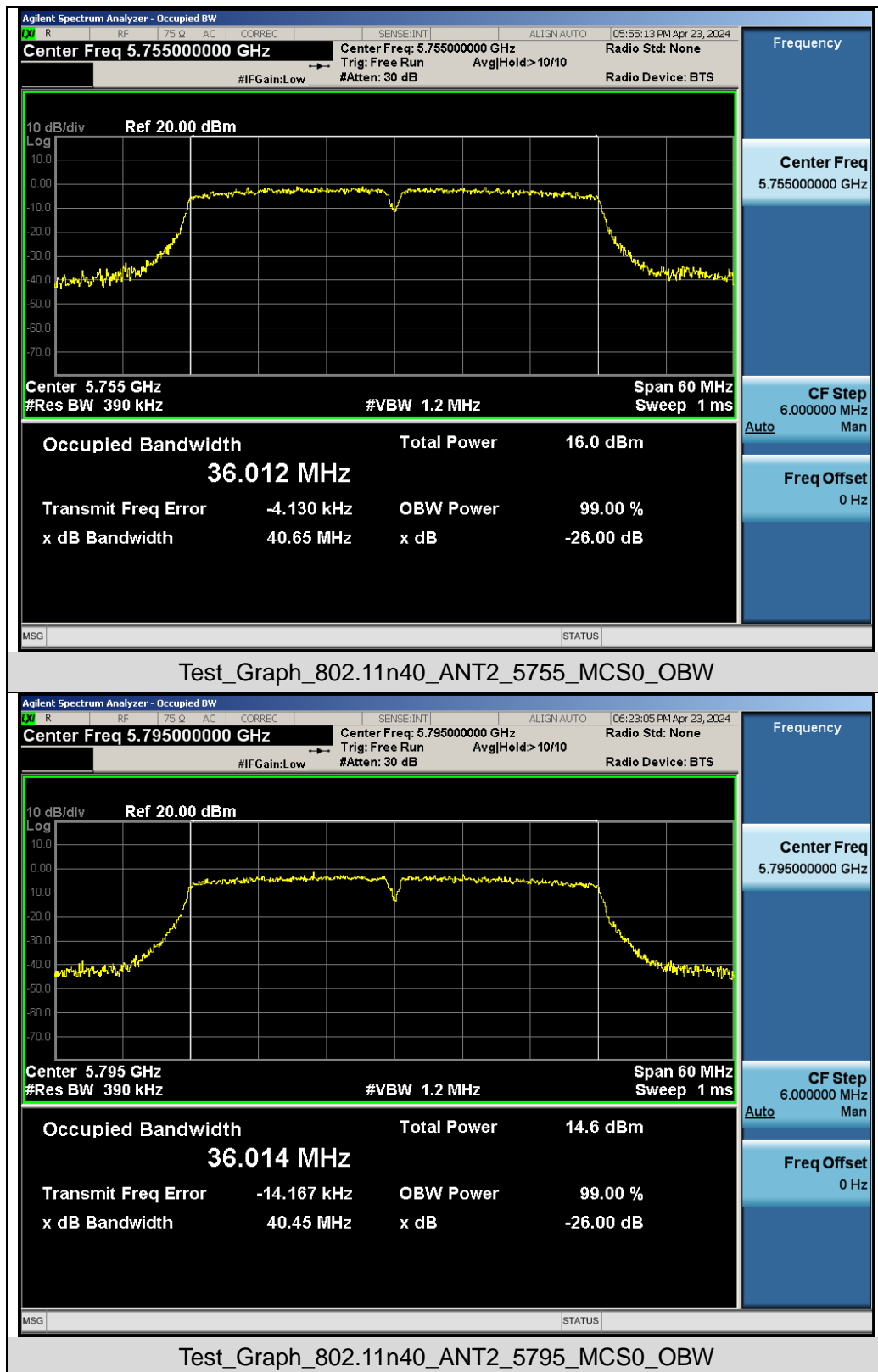
Any report having not been signed by authorized approver, or having been altered without authorization, or having not been stamped by the "Dedicated Testing/Inspection Stamp" is deemed to be invalid. Copying or excerpting portion of, or altering the content of the report is not permitted without the written authorization of AGC. The test results presented in the report apply only to the tested sample. Any objections to report issued by AGC should be submitted to AGC within 15days after the issuance of the test report. Further enquiry of validity or verification of the test report should be addressed to AGC by agc01@agccert.com.



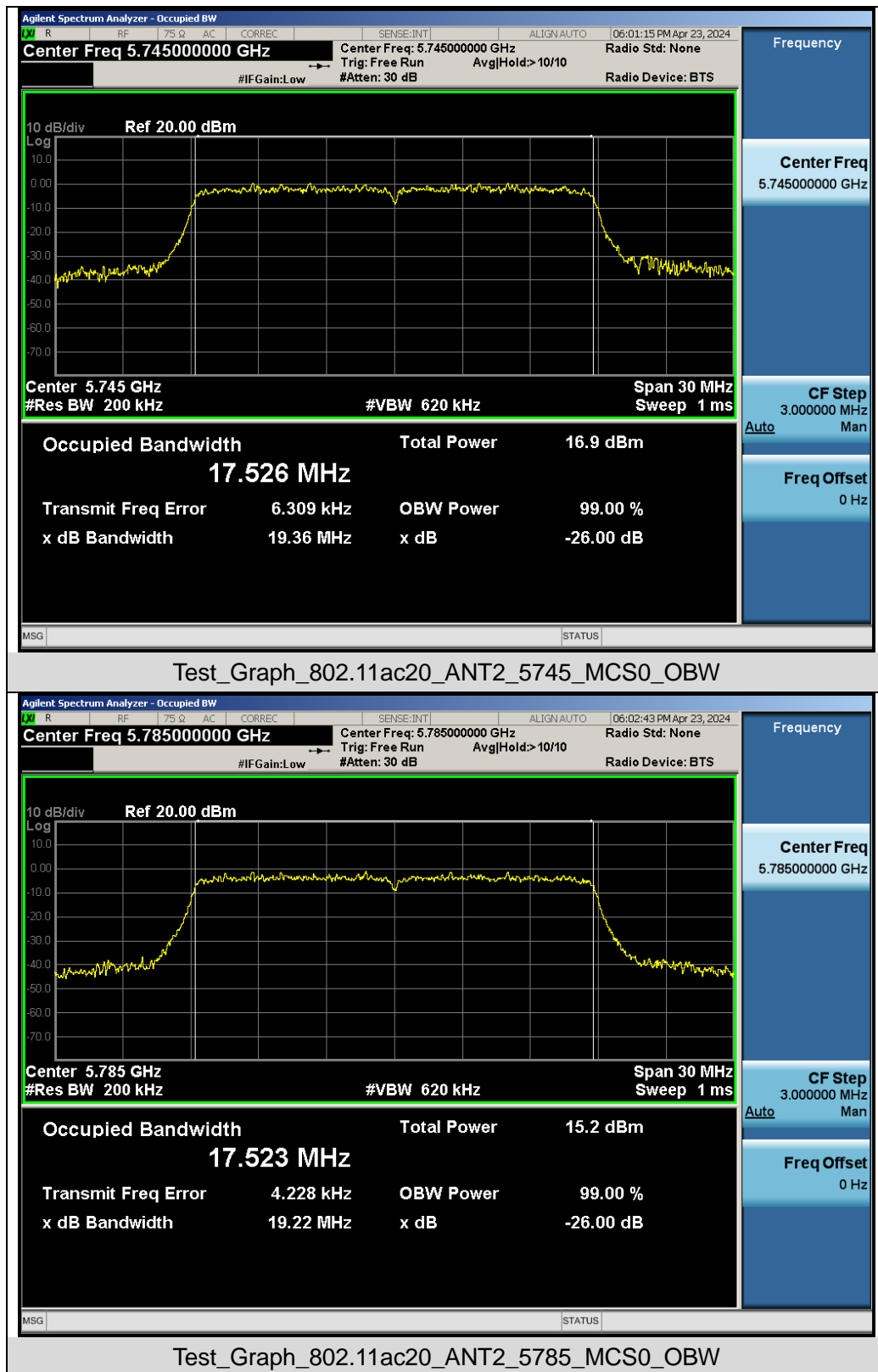
Any report having not been signed by authorized approver, or having been altered without authorization, or having not been stamped by the "Dedicated Testing/Inspection Stamp" is deemed to be invalid. Copying or excerpting portion of, or altering the content of the report is not permitted without the written authorization of AGC. The test results presented in the report apply only to the tested sample. Any objections to report issued by AGC should be submitted to AGC within 15days after the issuance of the test report. Further enquiry of validity or verification of the test report should be addressed to AGC by agc01@agccert.com.



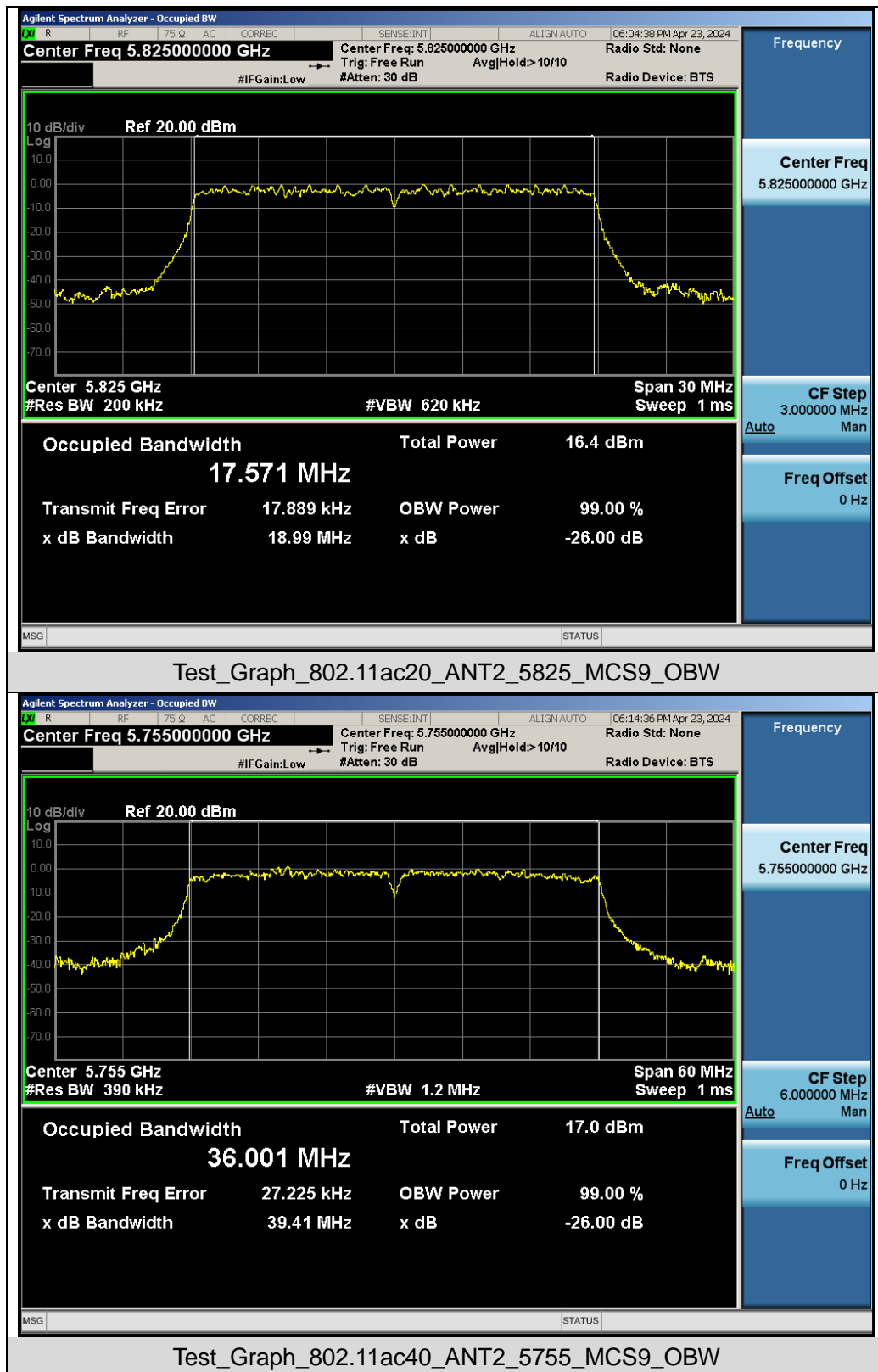
Any report having not been signed by authorized approver, or having been altered without authorization, or having not been stamped by the "Dedicated Testing/Inspection Stamp" is deemed to be invalid. Copying or excerpting portion of, or altering the content of the report is not permitted without the written authorization of AGC. The test results presented in the report apply only to the tested sample. Any objections to report issued by AGC should be submitted to AGC within 15days after the issuance of the test report. Further enquiry of validity or verification of the test report should be addressed to AGC by agc01@agccert.com.



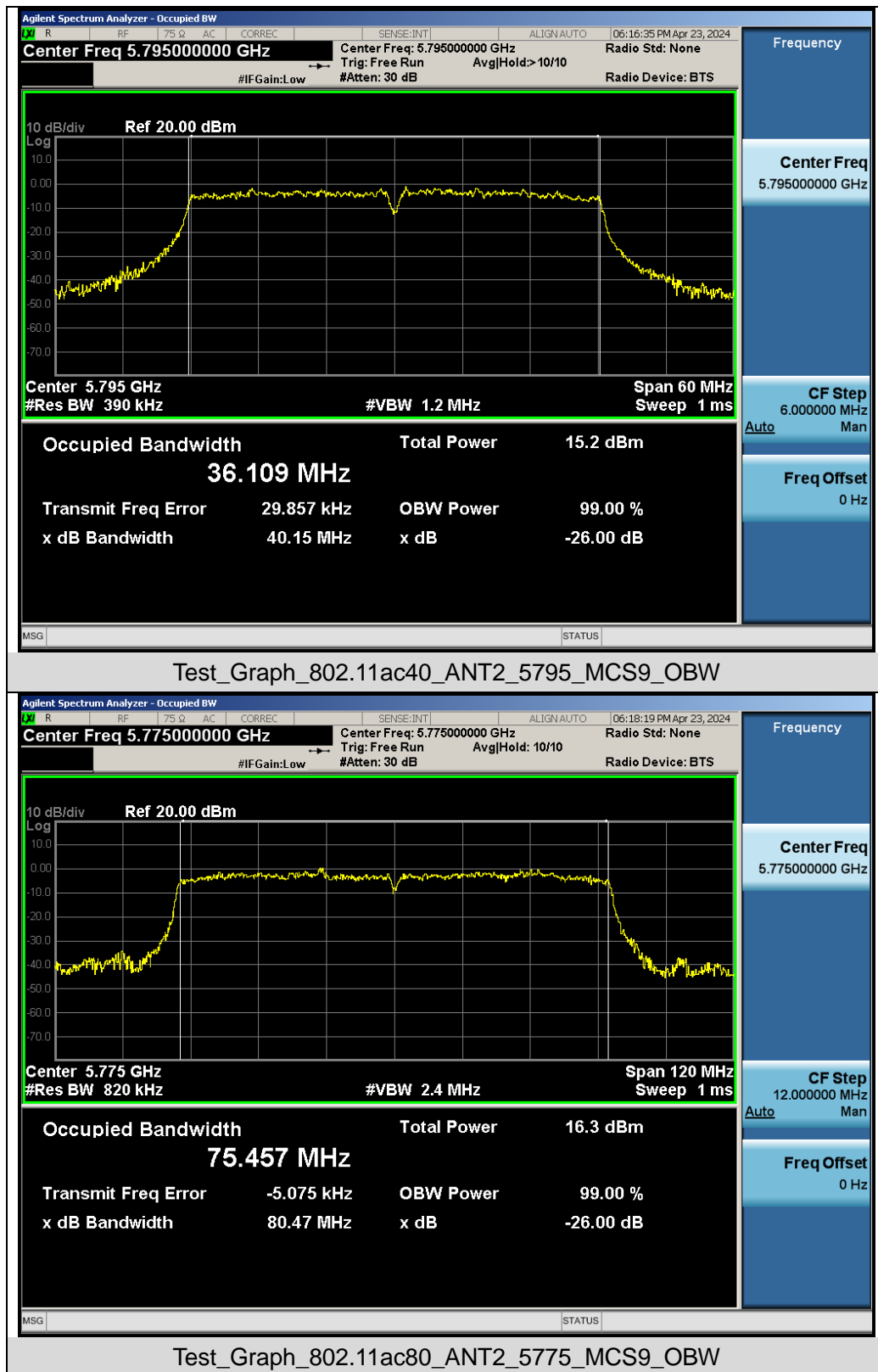
Any report having not been signed by authorized approver, or having been altered without authorization, or having not been stamped by the "Dedicated Testing/Inspection Stamp" is deemed to be invalid. Copying or excerpting portion of, or altering the content of the report is not permitted without the written authorization of AGC. The test results presented in the report apply only to the tested sample. Any objections to report issued by AGC should be submitted to AGC within 15days after the issuance of the test report. Further enquiry of validity or verification of the test report should be addressed to AGC by agc01@agccert.com.



Any report having not been signed by authorized approver, or having been altered without authorization, or having not been stamped by the "Dedicated Testing/Inspection Stamp" is deemed to be invalid. Copying or excerpting portion of, or altering the content of the report is not permitted without the written authorization of AGC. The test results presented in the report apply only to the tested sample. Any objections to report issued by AGC should be submitted to AGC within 15days after the issuance of the test report. Further enquiry of validity or verification of the test report should be addressed to AGC by agc01@agccert.com.

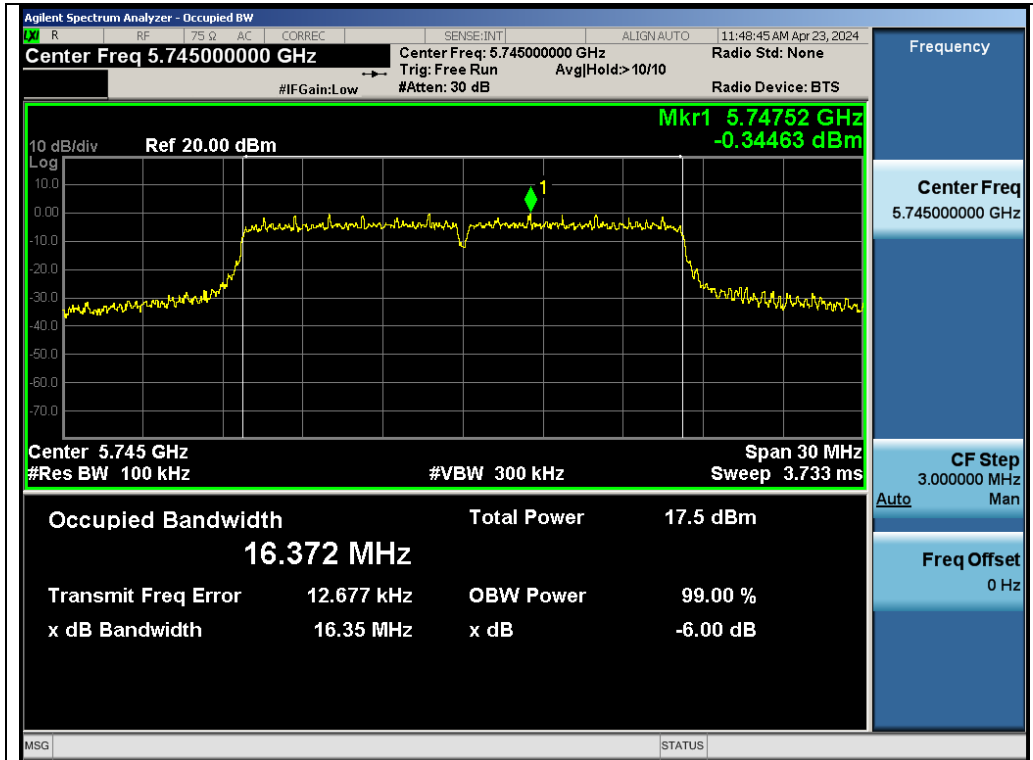


Any report having not been signed by authorized approver, or having been altered without authorization, or having not been stamped by the "Dedicated Testing/Inspection Stamp" is deemed to be invalid. Copying or excerpting portion of, or altering the content of the report is not permitted without the written authorization of AGC. The test results presented in the report apply only to the tested sample. Any objections to report issued by AGC should be submitted to AGC within 15days after the issuance of the test report. Further enquiry of validity or verification of the test report should be addressed to AGC by agc01@agccert.com.

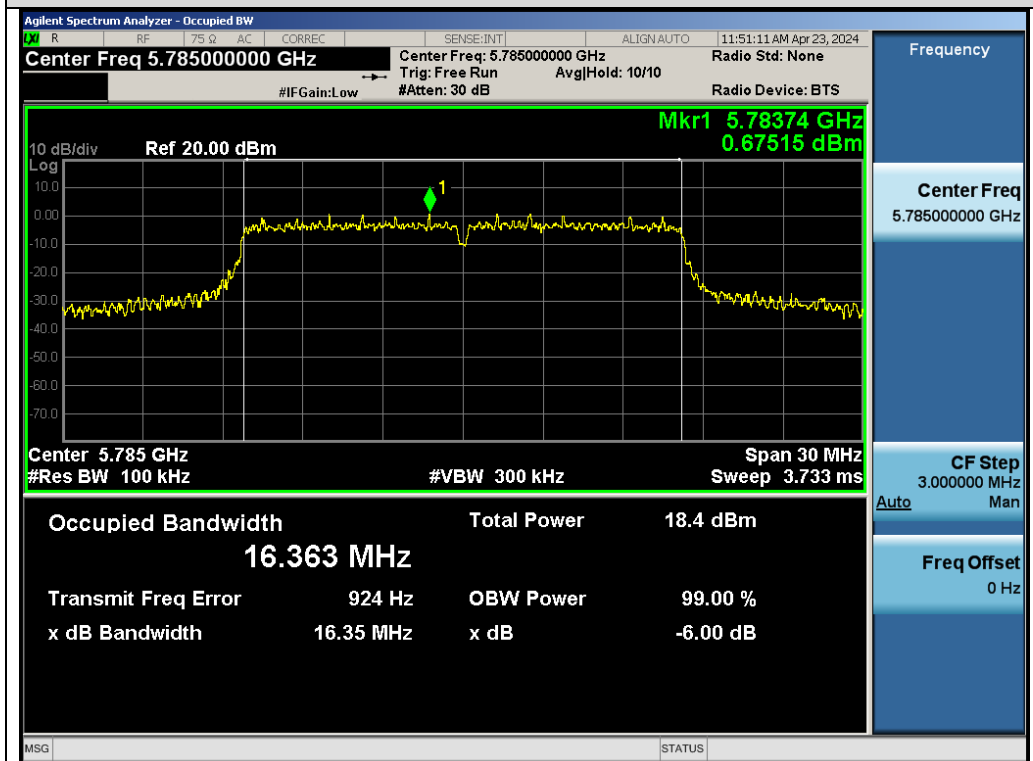


Any report having not been signed by authorized approver, or having been altered without authorization, or having not been stamped by the "Dedicated Testing/Inspection Stamp" is deemed to be invalid. Copying or excerpting portion of, or altering the content of the report is not permitted without the written authorization of AGC. The test results presented in the report apply only to the tested sample. Any objections to report issued by AGC should be submitted to AGC within 15days after the issuance of the test report. Further enquiry of validity or verification of the test report should be addressed to AGC by agc01@agccert.com.

Test Graphs of DTS Bandwidth for band 5.725-5.85 GHz

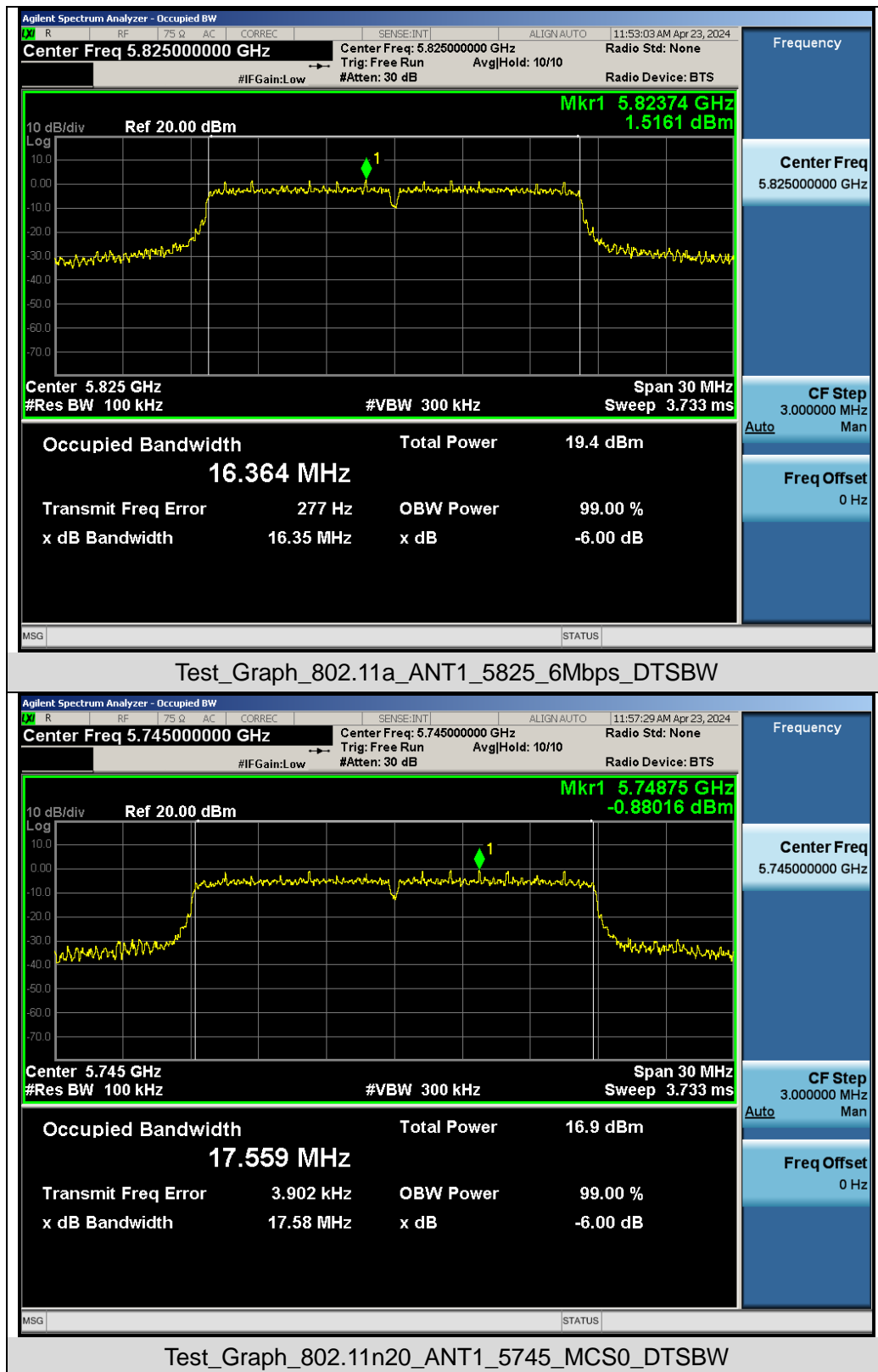


Test_Graph_802.11a_ANT1_5745_6Mbps_DTSBW

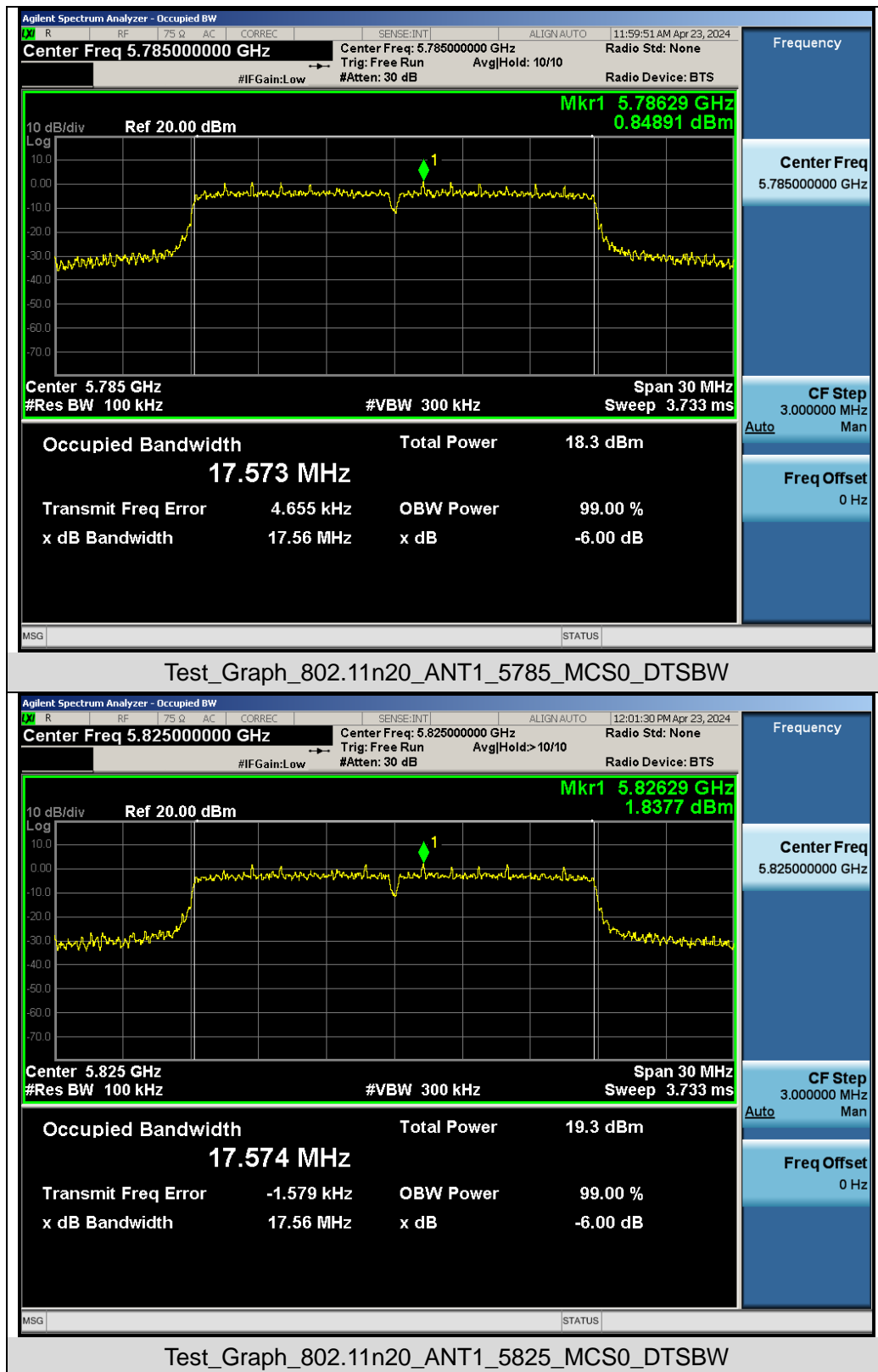


Test_Graph_802.11a_ANT1_5785_6Mbps_DTSBW

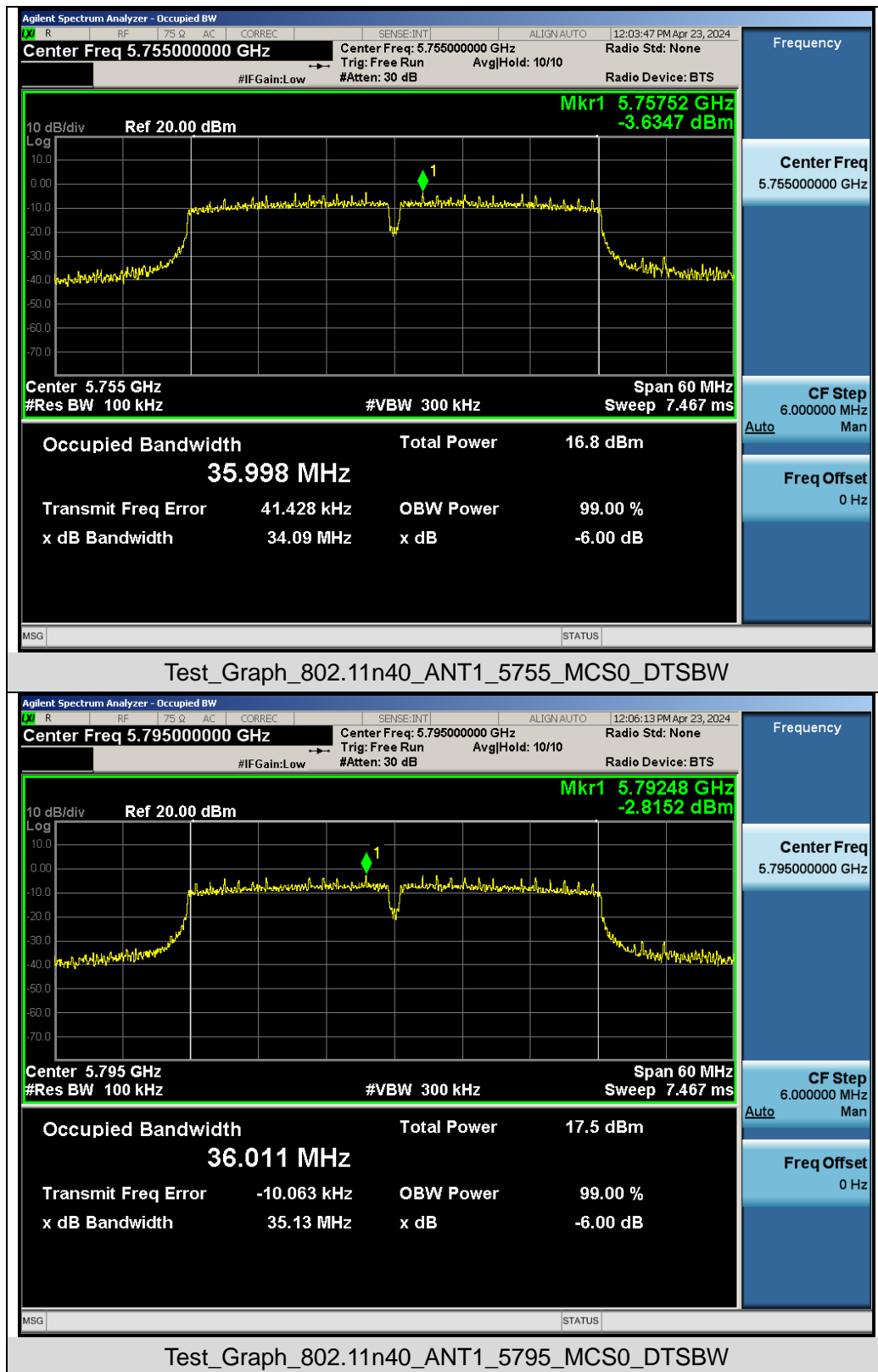
Any report having not been signed by authorized approver, or having been altered without authorization, or having not been stamped by the "Dedicated Testing/Inspection Stamp" is deemed to be invalid. Copying or excerpting portion of, or altering the content of the report is not permitted without the written authorization of AGC. The test results presented in the report apply only to the tested sample. Any objections to report issued by AGC should be submitted to AGC within 15days after the issuance of the test report. Further enquiry of validity or verification of the test report should be addressed to AGC by agc01@agccert.com.



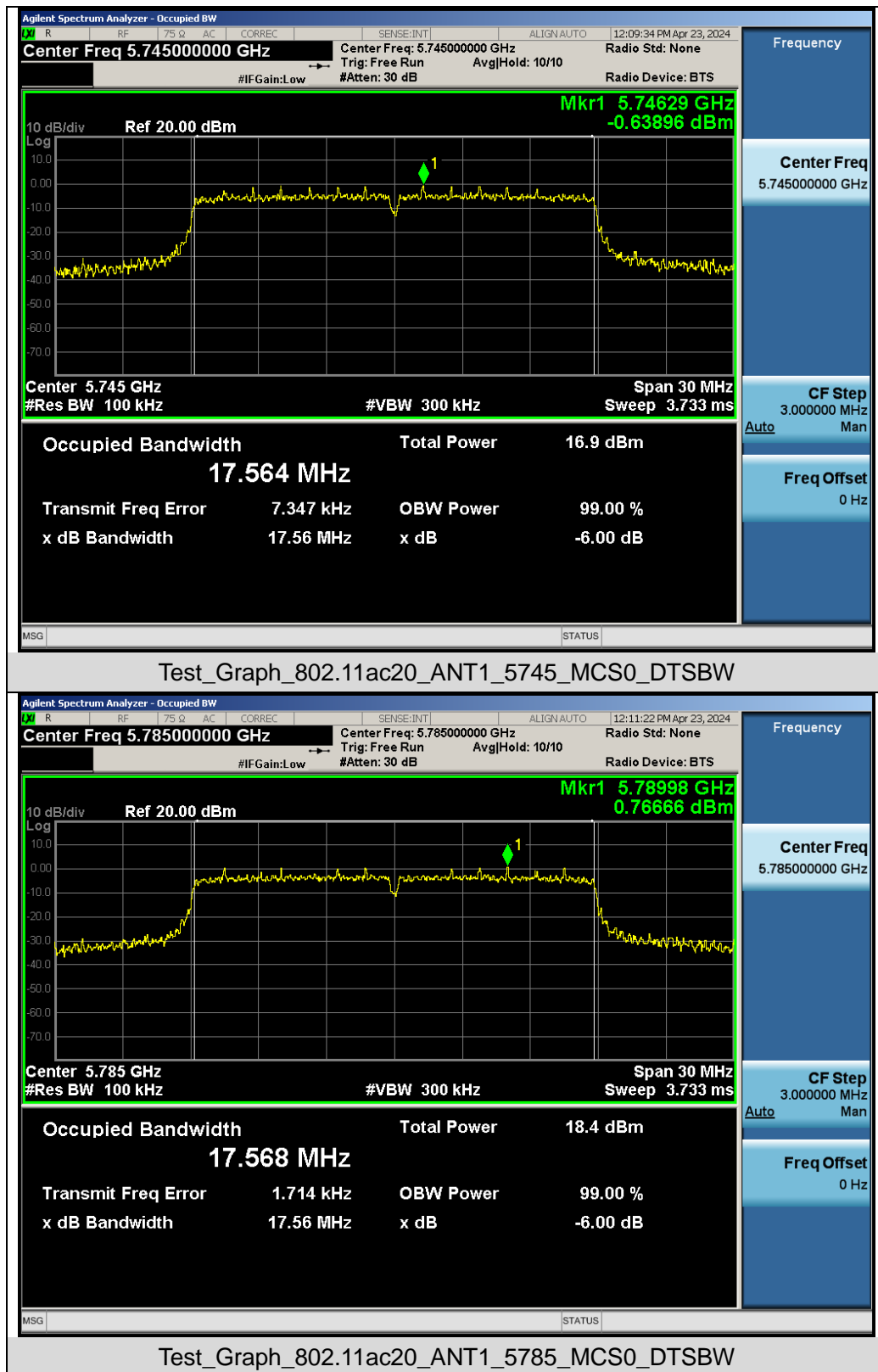
Any report having not been signed by authorized approver, or having been altered without authorization, or having not been stamped by the "Dedicated Testing/Inspection Stamp" is deemed to be invalid. Copying or excerpting portion of, or altering the content of the report is not permitted without the written authorization of AGC. The test results presented in the report apply only to the tested sample. Any objections to report issued by AGC should be submitted to AGC within 15days after the issuance of the test report. Further enquiry of validity or verification of the test report should be addressed to AGC by agc01@agccert.com.



Any report having not been signed by authorized approver, or having been altered without authorization, or having not been stamped by the "Dedicated Testing/Inspection Stamp" is deemed to be invalid. Copying or excerpting portion of, or altering the content of the report is not permitted without the written authorization of AGC. The test results presented in the report apply only to the tested sample. Any objections to report issued by AGC should be submitted to AGC within 15days after the issuance of the test report. Further enquiry of validity or verification of the test report should be addressed to AGC by agc01@agccert.com.

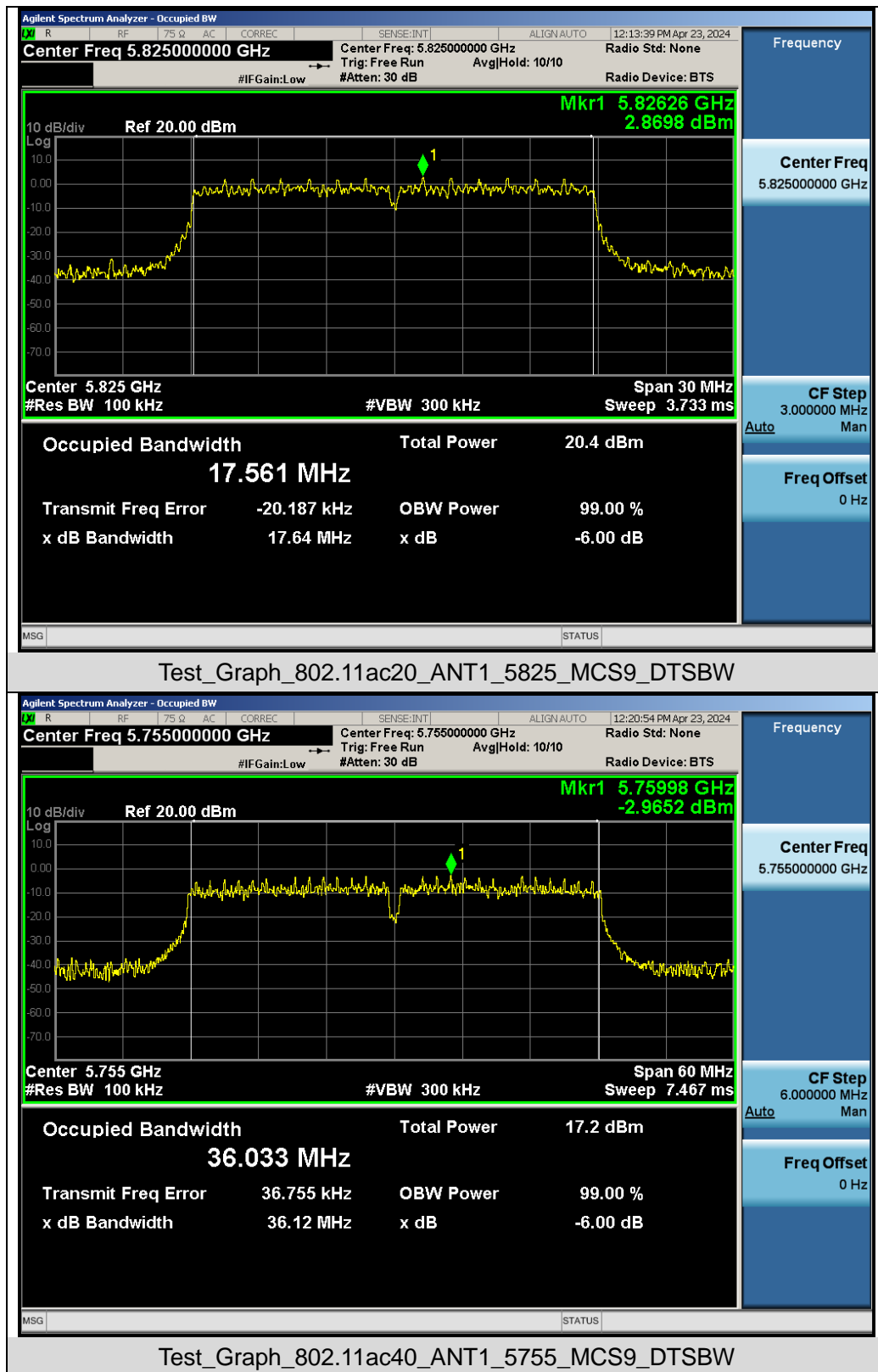


Any report having not been signed by authorized approver, or having been altered without authorization, or having not been stamped by the "Dedicated Testing/Inspection Stamp" is deemed to be invalid. Copying or excerpting portion of, or altering the content of the report is not permitted without the written authorization of AGC. The test results presented in the report apply only to the tested sample. Any objections to report issued by AGC should be submitted to AGC within 15days after the issuance of the test report. Further enquiry of validity or verification of the test report should be addressed to AGC by agc01@agccert.com.

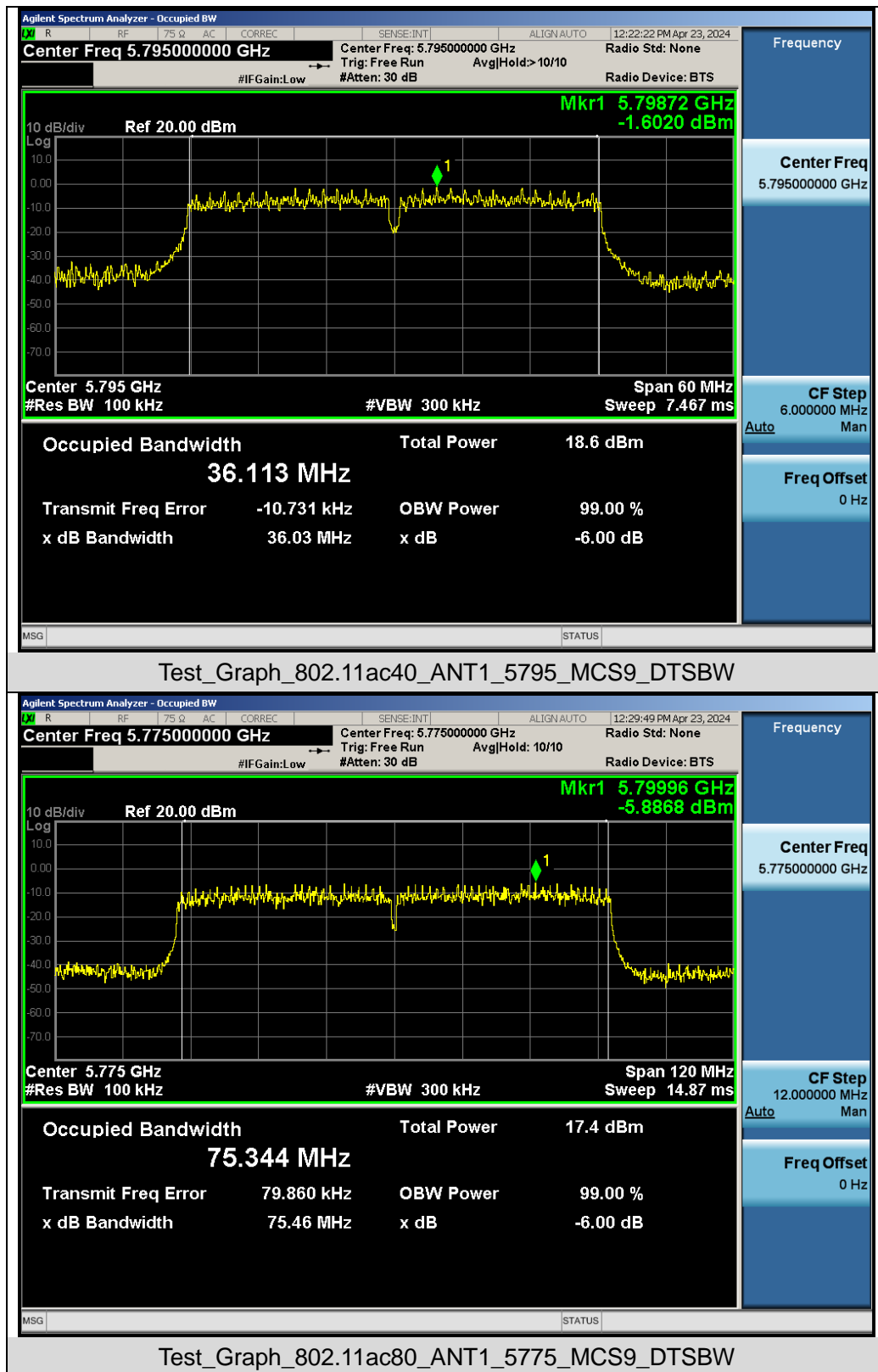


Any report having not been signed by authorized approver, or having been altered without authorization, or having not been stamped by the “Dedicated Testing/Inspection Stamp” is deemed to be invalid. Copying or excerpting portion of, or altering the content of the report is not permitted without the written authorization of AGC. The test results presented in the report apply only to the tested sample. Any objections to report issued by AGC should be submitted to AGC within 15days after the issuance of the test report. Further enquiry of validity or verification of the test report should be addressed to AGC by agc01@agccert.com.

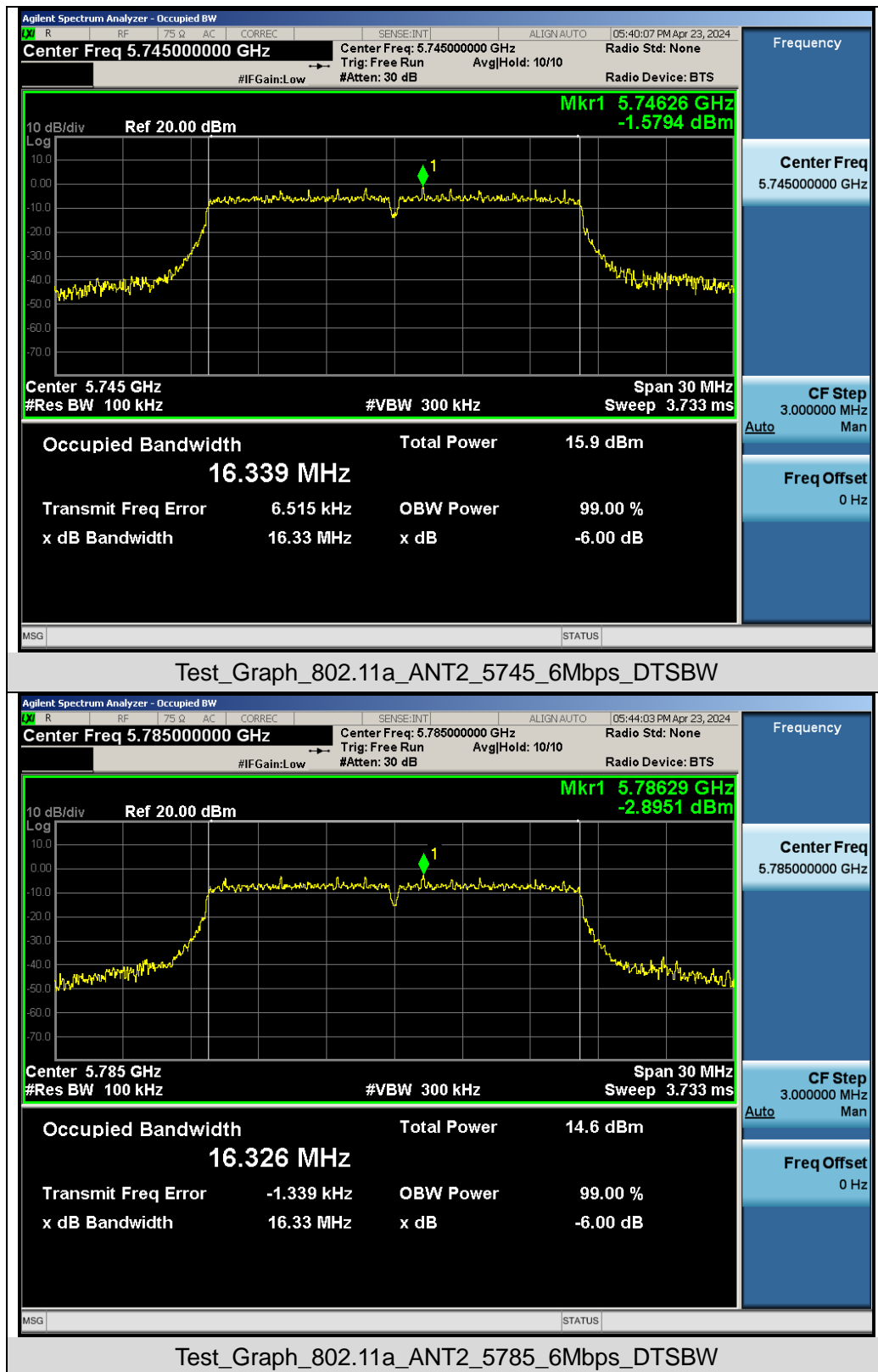
Attestation of Global Compliance(Shenzhen)Co., Ltd
Attestation of Global Compliance(Shenzhen)Std & Tech Co., Ltd
Tel: +86-755 2523 4088 E-mail: agc@agccert.com Web: http://www.agccert.com/



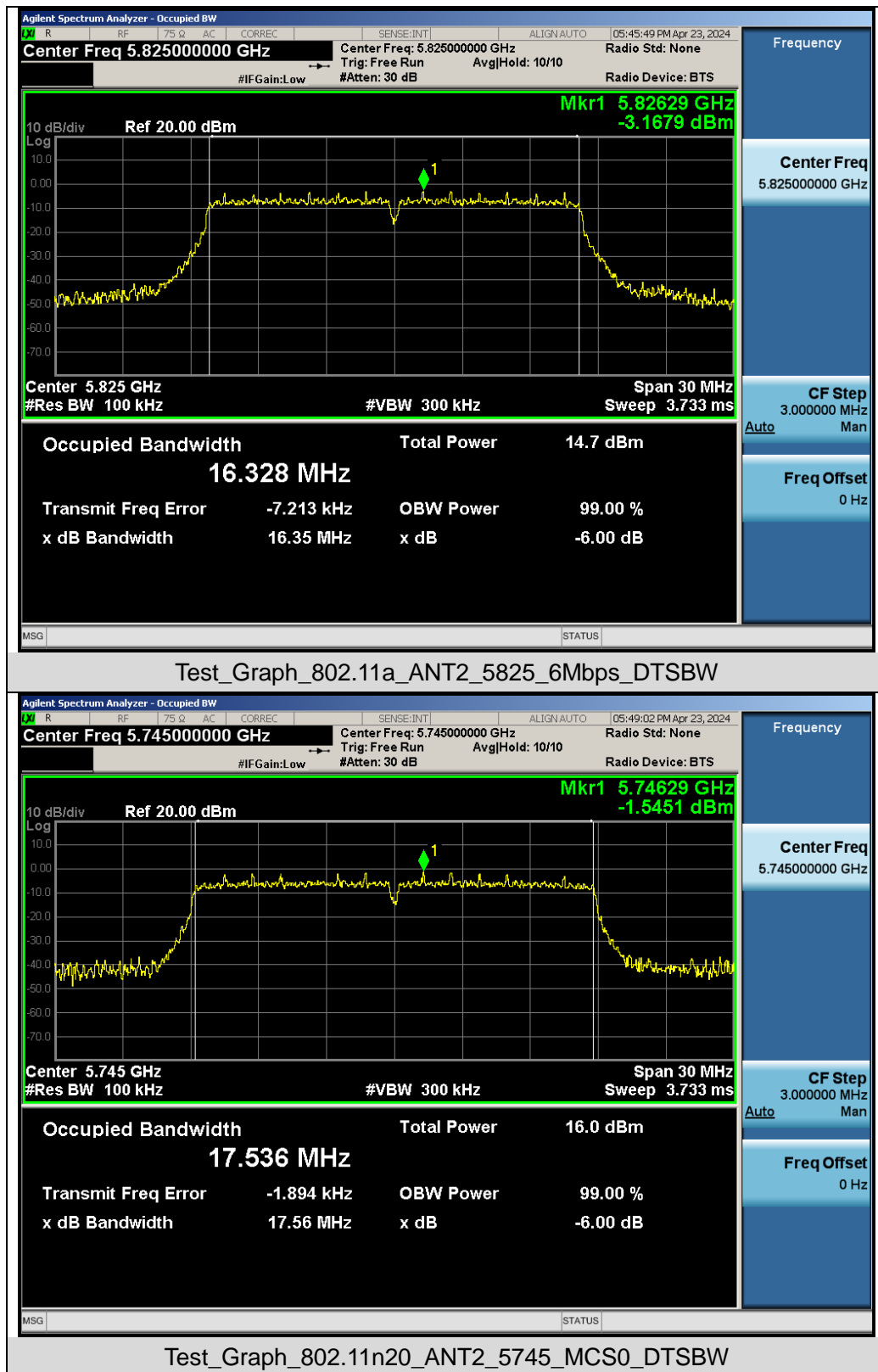
Any report having not been signed by authorized approver, or having been altered without authorization, or having not been stamped by the “Dedicated Testing/Inspection Stamp” is deemed to be invalid. Copying or excerpting portion of, or altering the content of the report is not permitted without the written authorization of AGC. The test results presented in the report apply only to the tested sample. Any objections to report issued by AGC should be submitted to AGC within 15days after the issuance of the test report. Further enquiry of validity or verification of the test report should be addressed to AGC by agc01@agccert.com.



Any report having not been signed by authorized approver, or having been altered without authorization, or having not been stamped by the "Dedicated Testing/Inspection Stamp" is deemed to be invalid. Copying or excerpting portion of, or altering the content of the report is not permitted without the written authorization of AGC. The test results presented in the report apply only to the tested sample. Any objections to report issued by AGC should be submitted to AGC within 15days after the issuance of the test report. Further enquiry of validity or verification of the test report should be addressed to AGC by agc01@agccert.com.

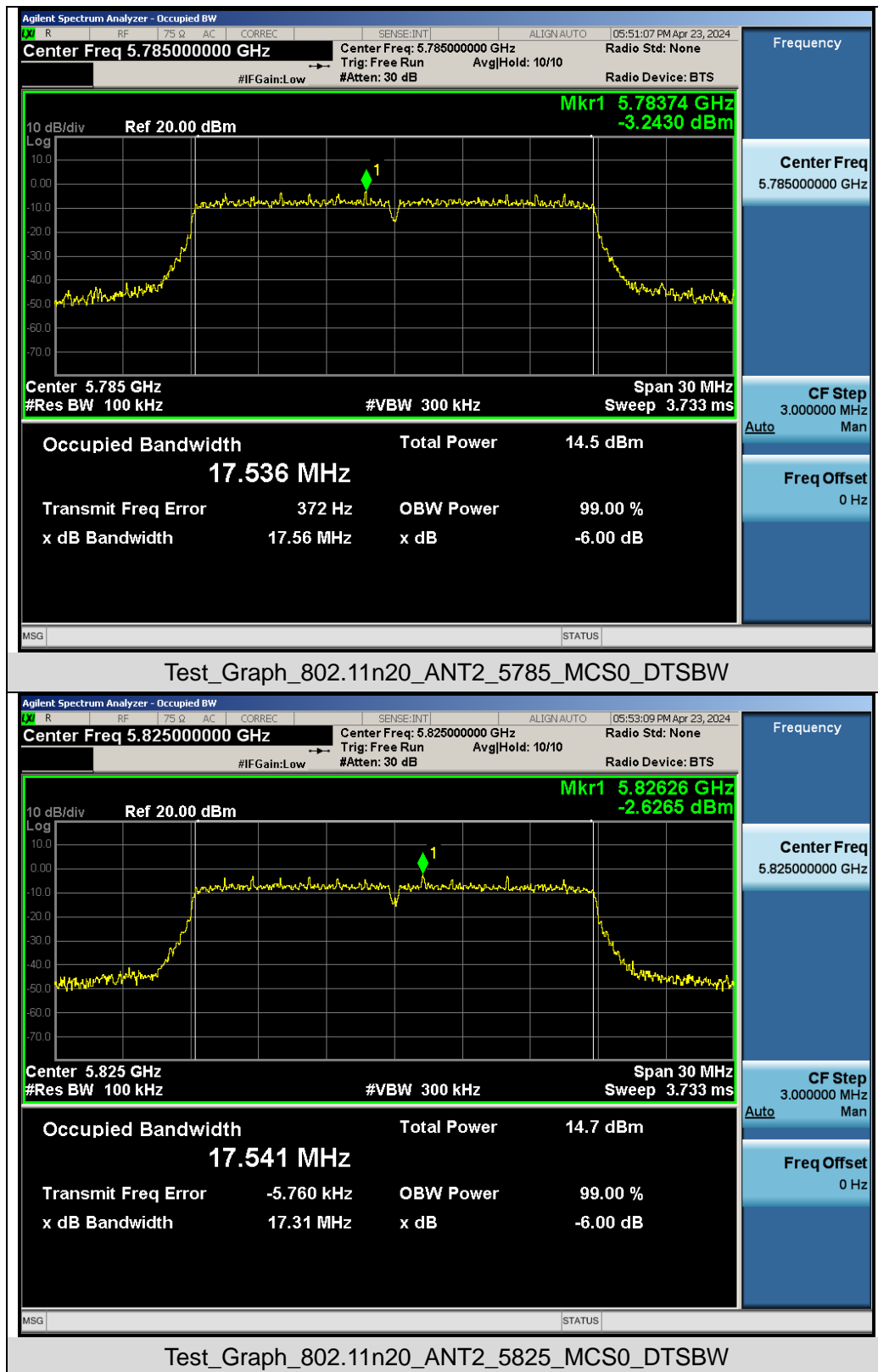


Any report having not been signed by authorized approver, or having been altered without authorization, or having not been stamped by the "Dedicated Testing/Inspection Stamp" is deemed to be invalid. Copying or excerpting portion of, or altering the content of the report is not permitted without the written authorization of AGC. The test results presented in the report apply only to the tested sample. Any objections to report issued by AGC should be submitted to AGC within 15days after the issuance of the test report. Further enquiry of validity or verification of the test report should be addressed to AGC by agc01@agccert.com.

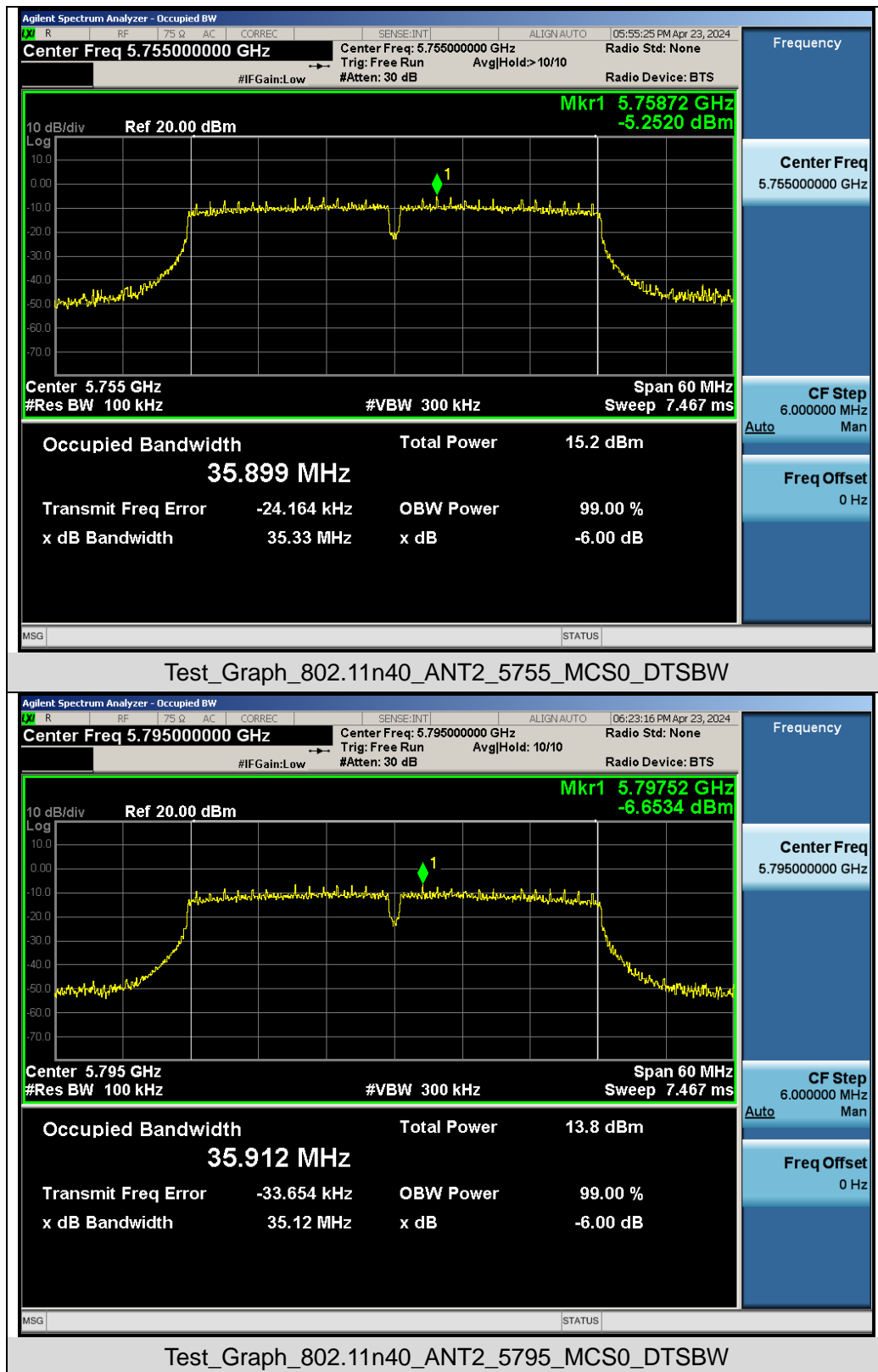


Any report having not been signed by authorized approver, or having been altered without authorization, or having not been stamped by the "Dedicated Testing/Inspection Stamp" is deemed to be invalid. Copying or excerpting portion of, or altering the content of the report is not permitted without the written authorization of AGC. The test results presented in the report apply only to the tested sample. Any objections to report issued by AGC should be submitted to AGC within 15days after the issuance of the test report. Further enquiry of validity or verification of the test report should be addressed to AGC by agc01@agccert.com.

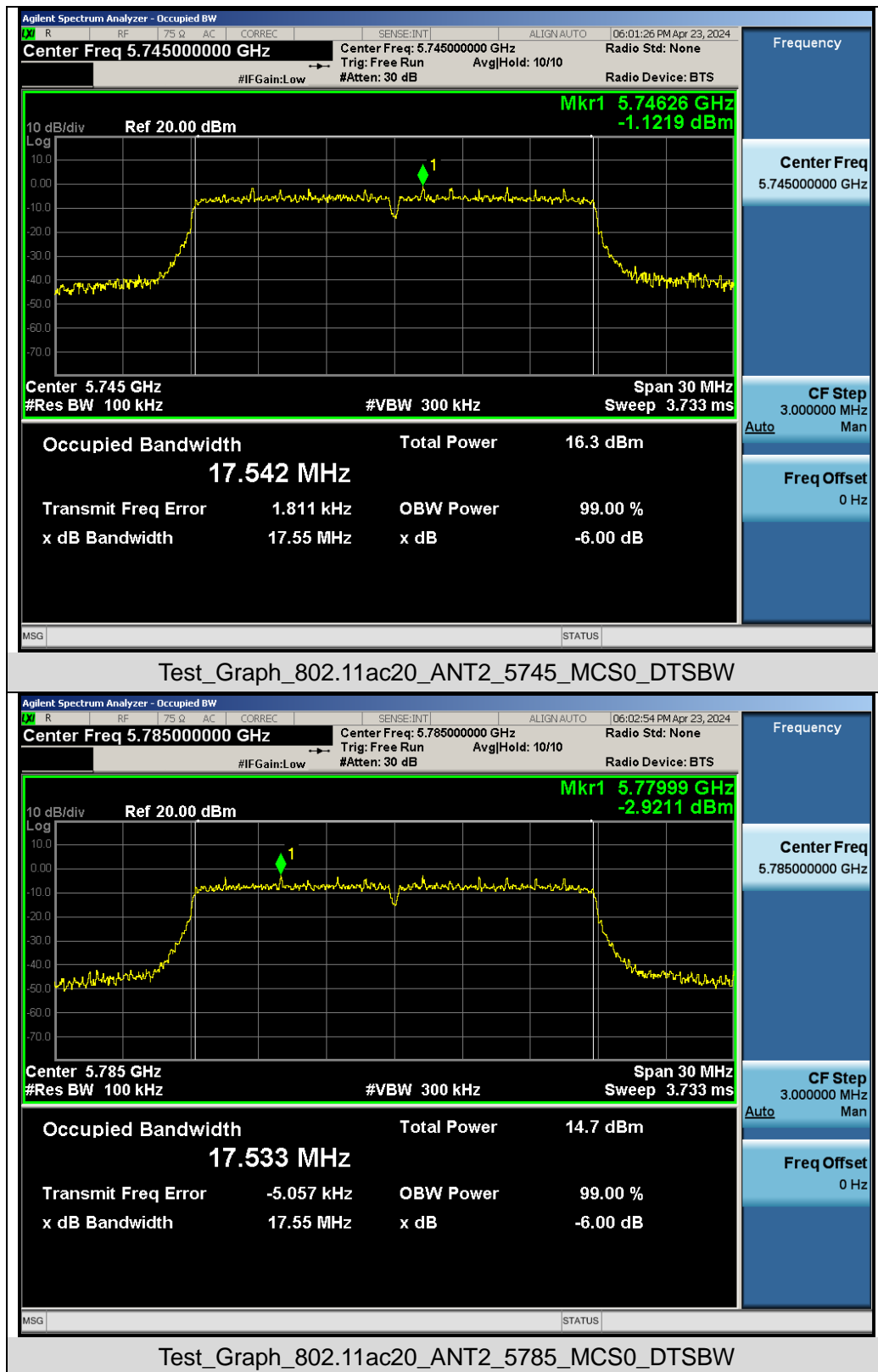
Attestation of Global Compliance(Shenzhen)Co., Ltd
Attestation of Global Compliance(Shenzhen)Std & Tech Co., Ltd
Tel: +86-755 2523 4088 E-mail: agc@agccert.com Web: http://www.agccert.com/



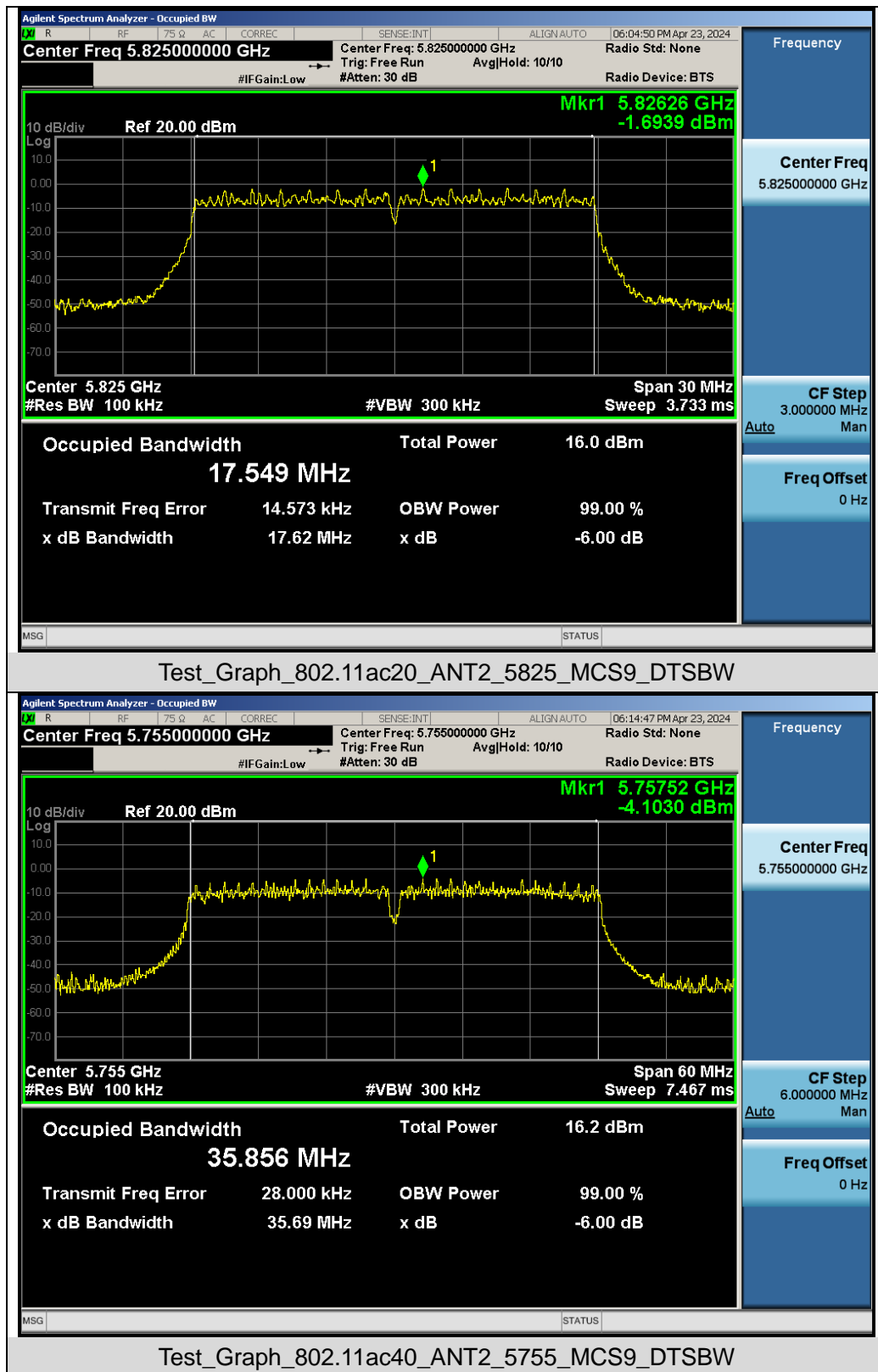
Any report having not been signed by authorized approver, or having been altered without authorization, or having not been stamped by the "Dedicated Testing/Inspection Stamp" is deemed to be invalid. Copying or excerpting portion of, or altering the content of the report is not permitted without the written authorization of AGC. The test results presented in the report apply only to the tested sample. Any objections to report issued by AGC should be submitted to AGC within 15days after the issuance of the test report. Further enquiry of validity or verification of the test report should be addressed to AGC by agc01@agccert.com.



Any report having not been signed by authorized approver, or having been altered without authorization, or having not been stamped by the "Dedicated Testing/Inspection Stamp" is deemed to be invalid. Copying or excerpting portion of, or altering the content of the report is not permitted without the written authorization of AGC. The test results presented in the report apply only to the tested sample. Any objections to report issued by AGC should be submitted to AGC within 15days after the issuance of the test report. Further enquiry of validity or verification of the test report should be addressed to AGC by agc01@agccert.com.

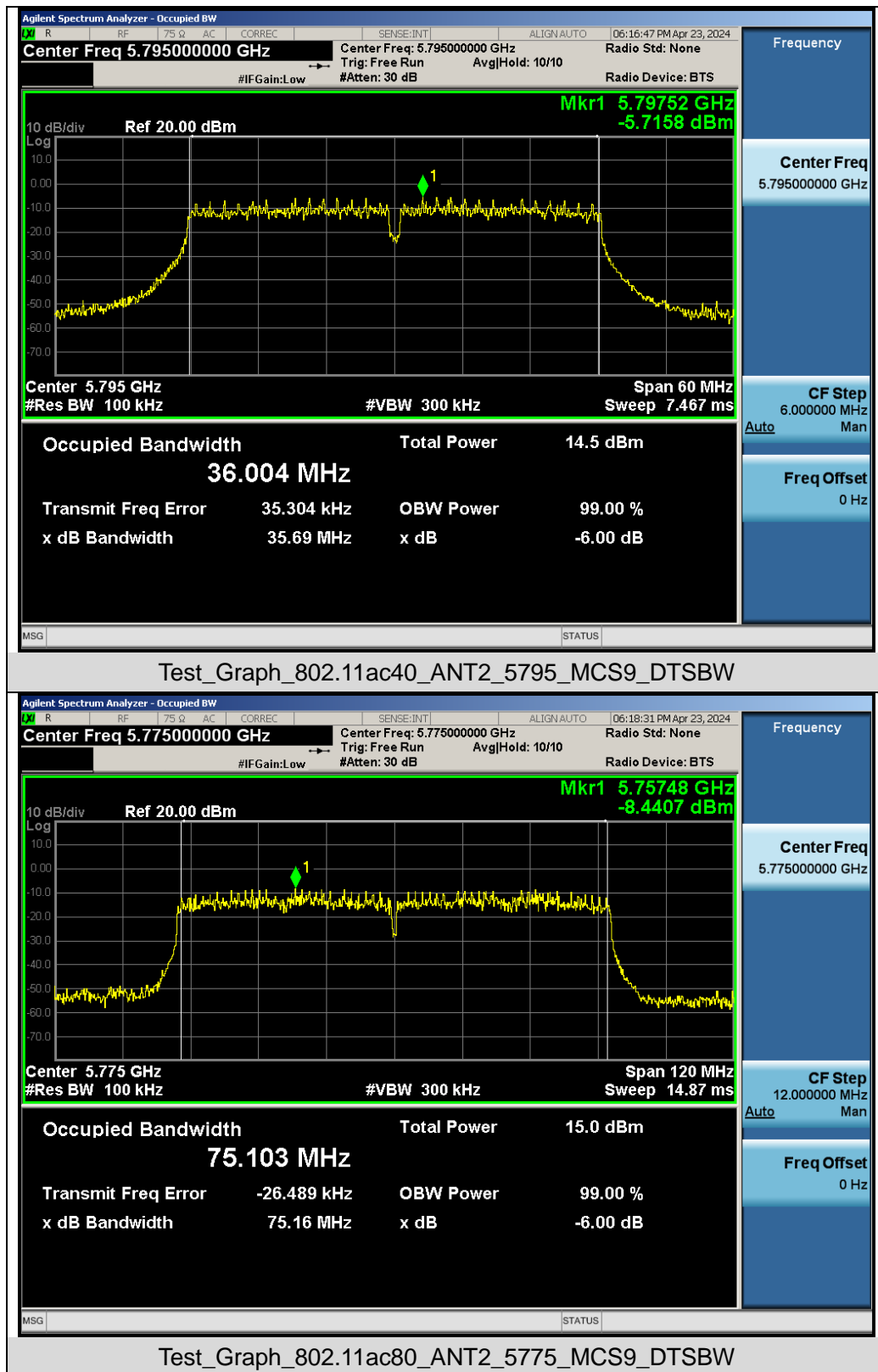


Any report having not been signed by authorized approver, or having been altered without authorization, or having not been stamped by the "Dedicated Testing/Inspection Stamp" is deemed to be invalid. Copying or excerpting portion of, or altering the content of the report is not permitted without the written authorization of AGC. The test results presented in the report apply only to the tested sample. Any objections to report issued by AGC should be submitted to AGC within 15days after the issuance of the test report. Further enquiry of validity or verification of the test report should be addressed to AGC by agc01@agccert.com.



Any report having not been signed by authorized approver, or having been altered without authorization, or having not been stamped by the "Dedicated Testing/Inspection Stamp" is deemed to be invalid. Copying or excerpting portion of, or altering the content of the report is not permitted without the written authorization of AGC. The test results presented in the report apply only to the tested sample. Any objections to report issued by AGC should be submitted to AGC within 15days after the issuance of the test report. Further enquiry of validity or verification of the test report should be addressed to AGC by agc01@agccert.com.

Attestation of Global Compliance(Shenzhen)Co., Ltd
Attestation of Global Compliance(Shenzhen)Std & Tech Co., Ltd
Tel: +86-755 2523 4088 E-mail: agc@agccert.com Web: http://www.agccert.com/



Any report having not been signed by authorized approver, or having been altered without authorization, or having not been stamped by the "Dedicated Testing/Inspection Stamp" is deemed to be invalid. Copying or excerpting portion of, or altering the content of the report is not permitted without the written authorization of AGC. The test results presented in the report apply only to the tested sample. Any objections to report issued by AGC should be submitted to AGC within 15days after the issuance of the test report. Further enquiry of validity or verification of the test report should be addressed to AGC by agc01@agccert.com.

9. Power Spectral Density Measurement

9.1 Provisions Applicable

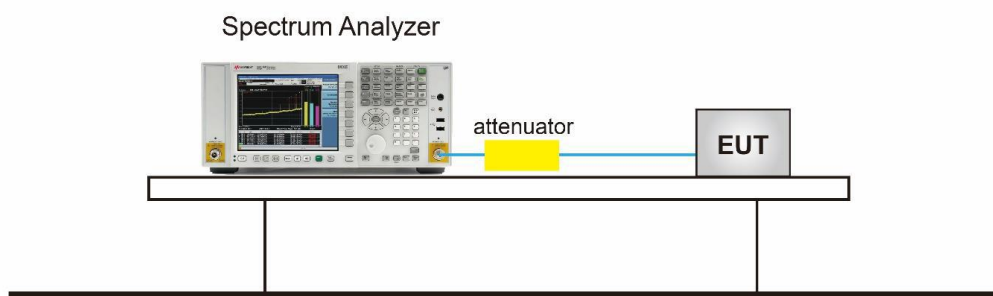
| Operation Band | EUT Category | | LIMIT |
|----------------|-------------------------------------|-----------------------------------|---------------|
| U-NII-1 | <input type="checkbox"/> | Outdoor Access Point | 17dBm/ MHz |
| | <input type="checkbox"/> | Fixed point-to-point Access Point | 17dBm/ MHz |
| | <input type="checkbox"/> | Indoor Access Point | 17dBm/ MHz |
| | <input checked="" type="checkbox"/> | Client devices | 11dBm/ MHz |
| U-NII-2A | / | | 11dBm/ MHz |
| U-NII-2C | / | | 11dBm/ MHz |
| U-NII-3 | / | | 30 dBm/500kHz |

9.2 Measurement Procedure

☒ For Average power spectral density test:

1. Connect EUT RF output port to the Spectrum Analyzer through an RF attenuator.
2. Span was set to encompass the entire 26dB EBW of the signal.
3. RBW = 1MHz.
4. If measurement bandwidth of Maximum PSD is specified in 500 kHz, RBW = 100KHz
5. Set VBW $\geq [3 \times \text{RBW}]$.
6. Sweep Time=Auto couple.
7. Detector function=RMS (i.e., power averaging).
8. Trace average at least 100 traces in power averaging (rms) mode.
9. When the measurement bandwidth of Maximum PSD is specified in 100 kHz, add a constant factor $10 \times \log(500\text{kHz}/100\text{kHz}) = 6.99 \text{ dB}$ to the measured result.
10. Determine according to the duty cycle of the equipment: when it is less than 98%, follow the steps below.
11. Add $[10 \log (1/D)]$, where D is the duty cycle, to the measured power to compute the average power during the actual transmission times (because the measurement represents an average over both the ON and OFF times of the transmission). For example, add $[10 \log (1/0.25)] = 6 \text{ dB}$ if the duty cycle is 25%.
12. Record the test results in the report.

9.3 Measurement Setup (Block Diagram of Configuration)



Any report having not been signed by authorized approver, or having been altered without authorization, or having not been stamped by the "Dedicated Testing/Inspection Stamp" is deemed to be invalid. Copying or excerpting portion of, or altering the content of the report is not permitted without the written authorization of AGC. The test results presented in the report apply only to the tested sample. Any objections to report issued by AGC should be submitted to AGC within 15days after the issuance of the test report. Further enquiry of validity or verification of the test report should be addressed to AGC by agc01@agccert.com.

9.4 Measurement Result

| Test Data of Conducted Output Power Density for band 5.15-5.25 GHz-ANT 1 | | | | |
|--|--------------------|---------------------------------|------------------|--------------|
| Test Mode | Test Channel (MHz) | Average Power Density (dBm/MHz) | Limits (dBm/MHz) | Pass or Fail |
| 802.11a | 5180 | 3.624 | 11 | Pass |
| | 5200 | 3.600 | 11 | Pass |
| | 5240 | 4.969 | 11 | Pass |
| 802.11n20 | 5180 | 2.485 | 11 | Pass |
| | 5200 | 3.167 | 11 | Pass |
| | 5240 | 4.016 | 11 | Pass |
| 802.11n40 | 5190 | 0.192 | 11 | Pass |
| | 5230 | 0.962 | 11 | Pass |
| 802.11ac20 | 5180 | 3.443 | 11 | Pass |
| | 5200 | 3.200 | 11 | Pass |
| | 5240 | 3.965 | 11 | Pass |
| 802.11ac40 | 5190 | 1.104 | 11 | Pass |
| | 5230 | 0.891 | 11 | Pass |
| 802.11ac80 | 5210 | -0.028 | 11 | Pass |

Any report having not been signed by authorized approver, or having been altered without authorization, or having not been stamped by the "Dedicated Testing/Inspection Stamp" is deemed to be invalid. Copying or excerpting portion of, or altering the content of the report is not permitted without the written authorization of AGC. The test results presented in the report apply only to the tested sample. Any objections to report issued by AGC should be submitted to AGC within 15days after the issuance of the test report. Further enquiry of validity or verification of the test report should be addressed to AGC by agc01@agccert.com.