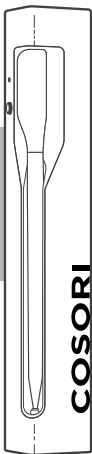


COSORI

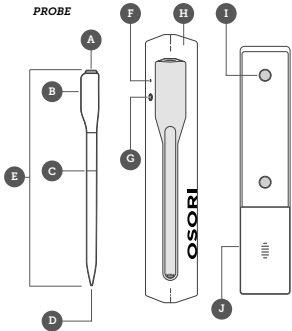
User Manual

Smart Meat Thermometer



GETTING TO KNOW YOUR SMART MEAT THERMOMETER

Meat Thermometer Diagram



- A. Ambient Temperature Sensor
- B. Handle
- C. Insertion Line
- D. Internal Temperature Sensor
- E. Probe
- F. Battery Level Indicator / Bluetooth® Indicator
- G. Battery Level Button
- H. Charging Case
- I. Magnets
- J. Battery Compartment

MODEL: CMT-R161S

Temperature Range :

Internal Temperature Sensor: 0° -100°C / 32° - 212°F

Ambient Temperature Sensor: 32° -572°F / 0° -300°C, ≤ 90% RH

Bluetooth® Frequency Range:

2402-2480MHz

Maximum transmit power: < 10dBm (E.I.R.P.)

Water-resistant level of Probe: IP67

Note:

- **Do not** use the thermometer outside of the recommended temperature ranges.
- **Always** insert the thermometer up to the insertion line to avoid damaging the product or causing injury.

Battery Level Button

- Press while the thermometer is in the charging case to check the thermometer's battery level.
- Red Battery Level Indicator: The thermometer is under charging.
- Green Battery Level Indicator: The thermometer is fully charged and ready for use.
- Press while the thermometer is not in the charging case to check the charging case's battery level.
- Red Battery Level Indicator: The charging case needs a new battery. (See **Replacing the Battery**, page 11).
- Green Battery Level Indicator: The charging case's battery is sufficient.

Bluetooth® Indicator

- Flashing Red Indicator: Thermometer lost connection with the charging case.
- Flashing Green Indicator: Thermometer is connected to charging case.

Probe FCC ID:2ARBY-CMTP

Dock FCC ID:2ARBY-CMTB

GETTING STARTED

Note: Review the manual and VeSync app for basic safety precautions and complete operating instructions.

1. Remove the insulation strip and charge the thermometer for 1 hour. **[Figure 1.1]**

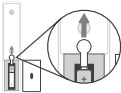


Figure 1.1

2. Open the VeSync app. If you already have an account, tap **Log In**. To create a new account, tap **Sign Up**.



3. Push down on the thermometer and pull to remove from the charging case to turn on Bluetooth® pairing. **[Figure 1.2]**



Figure 1.2

Note: Place the thermometer back in the charging case to turn off Bluetooth® pairing.

4. Tap **+** to add the device. Tap **Kitchen**, then select **COSORI Smart Meat Thermometer** and follow the in-app instructions to complete setup.

READ AND SAVE THESE INSTRUCTIONS

IMPORTANT SAFEGUARDS & WARNINGS

Follow basic safety precautions when using your meat thermometer. Read all instructions.

Key Safety Points

- Use caution when removing the thermometer after cooking. Use heat-resistant gloves or oven mitts to remove the thermometer or allow food to cool before removing.



Figure 1.1

- **Always** insert the thermometer up to the insertion line to avoid damaging the product or causing injury. [Figure 1.1]
- **Do not** exceed an internal temperature of 212°F / 100°C and an ambient temperature of 572°F / 300°C. If temperatures exceed the allowed range, or the thermometer directly touches open flame or hot coal, you **must** wear eye protection before removing the thermometer.

General Safety

- The thermometer is **only** intended to measure the temperature of meat during cooking.
- It is recommended to use USDA-recommended safe minimum internal temperatures to cook different meats to avoid food poisoning caused by raw or undercooked meat and seafood.
- **Do not** hit the probe tip against hard surfaces to avoid causing damage.
- **Do not** use in hot oil, microwave ovens, deep fryers, or pressure cookers.

- **Do not** use in direct contact with charcoal or fire, and make sure the thermometer is removed before searing.
- **Do not** insert the thermometer directly under a heat source to avoid burns.
- The charging case **must** be kept away from heat sources such a grill cover.
- If the thermometer accidentally falls into a cooking appliance, immediately turn off the cooking appliance and close the lid/door. Allow the thermometer to fully cool off before removing.
- **Do not** bend the probe. The handle is able to withstand normal twisting and pulling when inserting into meat.
- Keep out of reach of children.
- **Do not** tamper with the thermometer's internal components.
- **Do not** dispose of any part of the thermometer in a fire.
- **Do not** use your thermometer if it is damaged, not working, or if the charging case is damaged. Contact **Customer Support** (see page 13).
- Not for commercial use. Household use **only**.
- If the equipment is used in a manner not specified in the user manual, the protection provided by the equipment may be impaired.
- The thermometer can be used with air fryers, ovens, smokers, grills, BBQs, stoves, rotisserie cookers, clay cookers, pizza ovens, and slow cookers.
- **Never** use the thermometer with microwave ovens, pressure cookers, freezers, or use for boiling liquids, making candy, open flames, or measuring room and human body temperatures.

- **Do not** use cleaning products that contain alcohol, ammonia, benzene, or other abrasive chemicals to clean the thermometer.
- The thermometer is water-resistant but not waterproof. Store in a dry, cool place.
Do not soak in liquids, sinks, or moisture for extended periods of time.
- The charging case is neither water-resistant nor waterproof.
- **Do not** soak the probe in cold water immediately after cooking.
- When installing or changing the charging case's battery, make sure to place the battery in the correct polarity.
- Using a battery that is not alkaline may shorten the operating life of the thermometer.
- **Do not** replace the battery while hands are wet or while the thermometer is in a wet environment.
- To remove the batteries from your equipment, reverse the procedure described in the owner's manual for inserting batteries. For products with a built-in battery that lasts for the lifetime of the product, removal may not be possible for the user. In this case, recycling or recovery centers handle the dismantling of the product and the removal of the battery. If, for any reason, it becomes necessary to replace such a battery, this procedure must be performed by authorized service centers. In the European Union and other locations, it is illegal to dispose of any battery with household trash. All batteries must be disposed of in an environmentally sound manner. Contact your local waste-management officials for information regarding the environmentally sound collection, recycling and disposal of used batteries.



- **Do not** use to take your own temperature. **Do not** poke the tip of the probe to your fingers or body parts to avoid risk of injury.
- If the equipment is used in a manner not specified in the user manual, the protection provided by the equipment may be impaired.



- The thermometer will be hot during and after use. **Always** use heat-resistant gloves or oven mitts to handle the hot thermometer.

WARNING: Danger of explosion if battery is incorrectly replaced. To reduce risk of fire, explosion or leakage of flammable liquid/gas, **do not** disassemble, crush, puncture, short external contacts, expose to temperature above **140°F (60°C)**, sunshine, or the like, expose to extremely low air pressure, or dispose of in fire or water. Replace only with specified batteries.

**SAVE THESE
INSTRUCTIONS**

FEDERAL COMMUNICATION COMMISSION INTERFERENCE STATEMENT - PART 15

This device complies with Part 15 of the FCC Rules. Operation is subject to the following two conditions:

1. This device may not cause harmful interference, and
2. This device must accept any interference received, including interference that may cause undesired operation.

NOTE: This equipment has been tested and found to comply with the limits for a Class B digital device, pursuant to Part 15 of the FCC Rules. These limits are designed to provide reasonable protection against harmful interference in a residential installation. This equipment generates, uses and can radiate radio frequency energy and, if not installed and used in accordance with the instructions, may cause harmful interference to radio communications. However, there is no guarantee that interference will not occur in a particular installation. If this equipment does cause harmful interference to radio or television reception, which can be determined by turning the equipment off and on, the user is encouraged to try to correct the interference by one or more of the following measures:

- Reorient or relocate the receiving antenna.
- Increase the separation between the equipment and receiver.
- Connect the equipment into an outlet on a circuit different from that to which the receiver is connected.
- Consult the dealer or an experienced radio/TV technician for help.

FCC Caution: Any changes or modifications not expressly approved by the party responsible for compliance could void the user's authority to operate this equipment.

FCC RADIATION EXPOSURE STATEMENT

This equipment complies with FCC radiation exposure limits set forth for an uncontrolled environment. End users must follow the specific operating instructions for satisfying RF exposure compliance. To maintain compliance with FCC RF exposure compliance requirements, please follow operation instructions as documented in this manual. This transmitter must not be co-located or operating in conjunction with any other antenna or transmitter. The availability of some specific channels and/or operational frequency bands are country dependent and are firmware programmed at the factory to match the intended destination. The firmware setting is not accessible by the end user.

FCC SUPPLIER'S DECLARATION OF CONFORMITY (SDOC)

Arovast Corporation hereby declares that this equipment is in compliance with FCC requirements.

The declaration of conformity may be consulted in the support section of our website, accessible from www.cosori.com

LIMITED WARRANTY INFORMATION

Product Name	Smart Meat Thermometer
Model	CMT-R161S
<i>For your own reference, we strongly recommend that you record your order ID and date of purchase.</i>	
Date of Purchase	
Order ID	

COSORI Limited Product Warranty

Register your products at <https://warranty.cosori.com/warranty> to stay up to date with important product information such as product updates, limited warranties, usage and maintenance recommendations, and notifications concerning safety warnings or product recalls. Registration is not required to claim your limited warranty.

Two (2) Year Limited Consumer Product Warranty

Arovast Corporation ("Arovast") warrants that the product shall be free from defects in material and workmanship for a period of 2 years from the date of original purchase ("Limited Warranty Period"), provided the product was used in accordance with its use and care instructions (e.g., in the intended environment and under normal circumstances).

Your Limited Warranty Benefits

During the Limited Warranty Period and subject to this limited Warranty Policy, Arovast will, in its sole and exclusive discretion, either (i) refund the purchase price, (ii) repair any defects in material or workmanship, (iii) replace the product with another product of equal or greater value.

Who Is Covered?

This limited warranty extends only to the original consumer purchaser of the product and is not transferable to any subsequent owner of the product, regardless of whether the product transferred ownership during the specified term of the limited warranty. The original consumer purchaser must provide verification of the defect or malfunction and proof of the date of purchase to claim the Limited Warranty Benefits.

Be Aware of Unauthorized Dealers or Sellers

This limited warranty does not extend to products purchased from unauthorized dealers or sellers. Arovast's limited warranty only extends to products purchased from authorized dealers or sellers that are subject to Arovast's quality controls and have agreed to follow its quality controls. Please be aware, products purchased from an unauthorized website or dealer may be counterfeit, used, defective, or may not be designed for use in your country. You can protect yourself and your products by making sure you only purchase from Arovast or its authorized dealers.

If you have any questions about a specific seller, or if you think you may have purchased your product from an unauthorized seller, please contact our Customer Support via support@cosori.com

What's Not Covered?

- Normal wear and tear, including parts that might wear out over time (e.g., batteries, filters, cleaning brush, essential oil pads, etc.).
- If the proof-of-purchase has been altered in any way or is made illegible.
- If the model number, serial number or production date code on the product has been altered, removed or made illegible.
- If the product has been modified from its original condition.
- If the product has not been used in accordance with directions and instructions in the user manual.
- Damages caused by connecting peripherals, additional equipment or accessories other than those recommended in the user manual.
- Damages or defects caused by accident, abuse, misuse, or improper or inadequate maintenance.
- Damages or defects caused by service or repair of the product performed by an unauthorized service provider or by anyone other than Arovast.
- Damages or defects occurring during commercial use, rental use, or any use for which the product is not intended.
- If the unit has been damaged, including but not limited to damage by animals, lightning, abnormal voltage, fire, natural disaster, transportation, dishwasher, or water (unless the user manual expressly states that the product is dishwasher-safe).
- Incidental and consequential damages.
- Damages or defects exceeding the cost of the product.

Claiming Your Limited Warranty Service in 5 Simple Steps:

1. Make sure your product is within the specified limited warranty period.
2. Make sure you have a copy of the invoice and order ID or proof-of-purchase.
3. Make sure you have your product. **DO NOT** dispose of your product before contacting us.
4. Contact our Customer Support team via support@cosori.com
5. Once our Customer Support team has approved your request, please return the product with a copy of the invoice and order ID.

Sole and Exclusive Remedy

THE FOREGOING LIMITED WARRANTY CONSTITUTES AROVAST CORPORATION'S EXCLUSIVE LIABILITY, AND YOUR SOLE AND EXCLUSIVE REMEDY, FOR ANY BREACH OF ANY WARRANTY OR OTHER NONCONFORMITY OF THE PRODUCT COVERED BY THIS LIMITED PRODUCT WARRANTY STATEMENT. THIS LIMITED WARRANTY IS EXCLUSIVE, AND IN LIEU OF ALL OTHER WARRANTIES. NO EMPLOYEE OF AROVAST CORPORATION OR ANY OTHER PARTY IS AUTHORIZED TO MAKE ANY WARRANTY IN ADDITION TO THE LIMITED WARRANTY IN THIS LIMITED PRODUCT WARRANTY STATEMENT.

Disclaimer of Limited Warranties

TO THE FULLEST EXTENT PROVIDED BY APPLICABLE LAW, EXCEPT AS WARRANTED IN THIS LIMITED PRODUCT WARRANTY POLICY, AROVAST CORPORATION PROVIDES THE PRODUCTS YOU PURCHASE FROM AROVAST CORPORATION "AS IS" AND AROVAST CORPORATION HEREBY DISCLAIMS ALL WARRANTIES OF ANY KIND, WHETHER EXPRESS OR IMPLIED, STATUTORY, OR OTHERWISE, INCLUDING BUT NOT LIMITED TO ANY WARRANTIES OF MERCHANTABILITY, NON-INFRINGEMENT, AND FITNESS FOR PARTICULAR PURPOSE.

Limitations of Liability

TO THE FULLEST EXTENT PROVIDED BY APPLICABLE LAW, IN NO EVENT WILL AROVAST CORPORATION, ITS AFFILIATES, OR THEIR LICENSORS, SERVICE PROVIDERS, EMPLOYEES, AGENTS, OFFICERS, OR DIRECTORS BE LIABLE FOR:

(a) DAMAGES OF ANY KIND ARISING OUT OF OR IN CONNECTION WITH PRODUCTS PURCHASED FROM AROVAST CORPORATION IN EXCESS OF THE PURCHASE PRICE PAID BY THE PURCHASER FOR SUCH PRODUCTS, OR

(b) INDIRECT, SPECIAL, INCIDENTAL, CONSEQUENTIAL, OR PUNITIVE DAMAGES EVEN IF AROVAST CORPORATION OR ONE OF ITS SUPPLIERS HAS BEEN ADVISED OF THE POSSIBILITY OR LIKELIHOOD OF SUCH DAMAGES.

AND REGARDLESS OF WHETHER CAUSED BY TORT (INCLUDING NEGLIGENCE), BREACH OF CONTRACT, OR OTHERWISE. OUR LIABILITY SHALL UNDER NO CIRCUMSTANCES EXCEED THE ACTUAL AMOUNT PAID BY YOU FOR THE DEFECTIVE PRODUCT, NOR SHALL WE UNDER ANY CIRCUMSTANCES BE LIABLE FOR ANY CONSEQUENTIAL, INCIDENTAL, SPECIAL OR PUNITIVE DAMAGES OR LOSSES, WHETHER DIRECT OR INDIRECT.

EXCEPT AS COVERED BY THIS LIMITED PRODUCT WARRANTY STATEMENT, AROVAST CORPORATION SHALL NOT BE LIABLE FOR COSTS ASSOCIATED WITH THE REPLACEMENT OR REPAIR OF PRODUCTS PURCHASED FROM IT, INCLUDING, BUT NOT LIMITED TO, LABOR, INSTALLATION, OR OTHER COSTS INCURRED BY THE USER AND, IN PARTICULAR, ANY COSTS RELATING TO THE REMOVAL OR REPLACEMENT OF ANY PRODUCT.

OTHER RIGHTS YOU MAY HAVE

SOME JURISDICTIONS DO NOT ALLOW FOR: (1) EXCLUSION OF IMPLIED WARRANTIES; (2) LIMITATION ON THE DURATION OF IMPLIED WARRANTIES; AND/OR (3) EXCLUSION OR LIMITATION OF INCIDENTAL OR CONSEQUENTIAL DAMAGES; SO THE DISCLAIMERS IN THIS POLICY MAY NOT APPLY TO YOU. IN THESE JURISDICTIONS YOU HAVE ONLY THE IMPLIED WARRANTIES THAT ARE EXPRESSLY REQUIRED TO BE PROVIDED IN ACCORDANCE WITH APPLICABLE LAW. THE LIMITATIONS OF WARRANTIES, LIABILITY, AND REMEDIES APPLY TO THE MAXIMUM EXTENT PERMITTED BY LAW.

ALTHOUGH THIS LIMITED WARRANTY GIVES YOU SPECIFIC LEGAL RIGHTS, YOU MAY HAVE OTHER RIGHTS IN YOUR JURISDICTION. THIS STATEMENT OF LIMITED WARRANTY IS SUBJECT TO APPLICABLE LAWS THAT APPLY TO YOU AND THE PRODUCT. PLEASE REVIEW THE LAWS IN YOUR JURISDICTION TO UNDERSTAND YOUR RIGHTS FULLY.

CHANGES TO THIS POLICY

We may change the terms and availability of this limited warranty at our discretion, but any changes will not be retroactive.

This warranty is made by:

AROFAST CORPORATION

1202 N. Miller St., Suite A
Anaheim, CA 92806
USA

CUSTOMER SUPPORT

If you have any questions or concerns about your new product, please contact our helpful Customer Support Team.

Arovast Corporation

1202 N. Miller St., Suite A, Anaheim, CA 92806, USA

E-mail:

support@cosori.com

**Please have your invoice and order ID ready before contacting Customer Support.*

Trademark Information

Google, Android, and Google Play are trademarks of Google LLC.

App Store[®] is a trademark of Apple Inc.

iOS is a registered trademark of Cisco Systems, Inc. and/or its affiliates in the United States and certain other countries.

The Bluetooth[®] word mark and logos are registered trademarks owned by Bluetooth SIG, Inc. and any use of such marks by Arowast Corporation is under license. Other trademarks and trade names are those of their respective owners.

DECLARATION OF CONFORMITY

Arowast Corporation hereby declares that this product is in compliance with the essential requirements and other relevant provisions of Directive 2014/53/EU, UK Radio Equipment Regulations 2017 and all other applicable EU and UK directive requirements.

The complete declaration of conformity can be found at: <https://cosori.com/euro/compliance>

Online Manual



Need more help? Scan here to view the manual for more information.

You can also type the following link in a web browser:
[url link]