Mode	30	
	Band Edge	
	2400-2483.5_802.11n HT20_CH10_2457MHz	
ANT	6	
Pol.	Horizontal	Fundamental
Peak	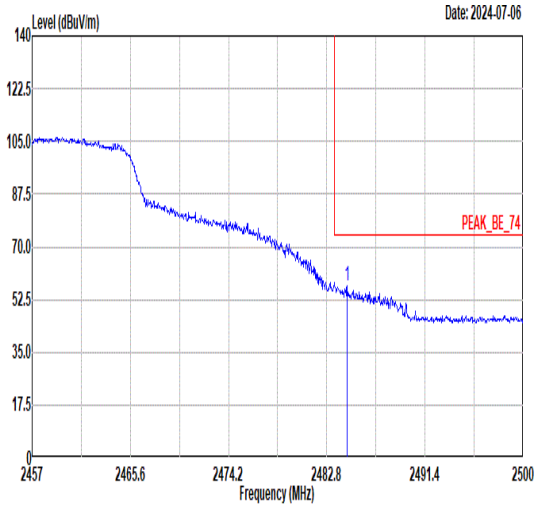 Freq Level Limit Line Margin Read Level Ant Factor Cable Loss Preamp Factor APos TPos Remark MHz dBuV/m dBuV/m dB dBuV dB/m dB dB cm deg 1 2484.61 56.94 74.00 -17.06 50.46 30.70 7.88 32.10 345 6 PEAK	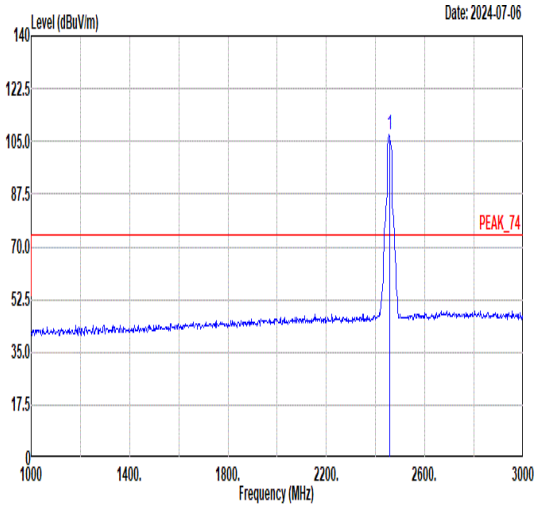 Freq Level Limit Line Margin Read Level Ant Factor Cable Loss Preamp Factor APos TPos Remark MHz dBuV/m dBuV/m dB dBuV dB/m dB dB cm deg 1 2457.00 107.13 ------ ------ 100.66 30.71 7.85 32.09 345 6 PEAK
Avg	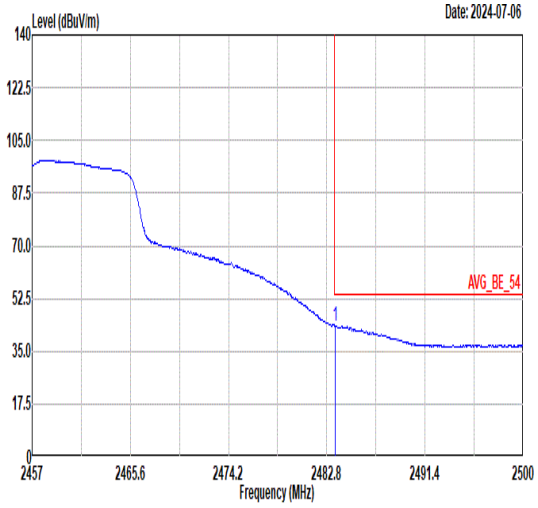 Freq Level Limit Line Margin Read Level Ant Factor Cable Loss Preamp Factor APos TPos Remark MHz dBuV/m dBuV/m dB dBuV dB/m dB dB cm deg 1 2483.53 43.49 54.00 -10.51 37.01 30.70 7.88 32.10 345 6 AVERAGE	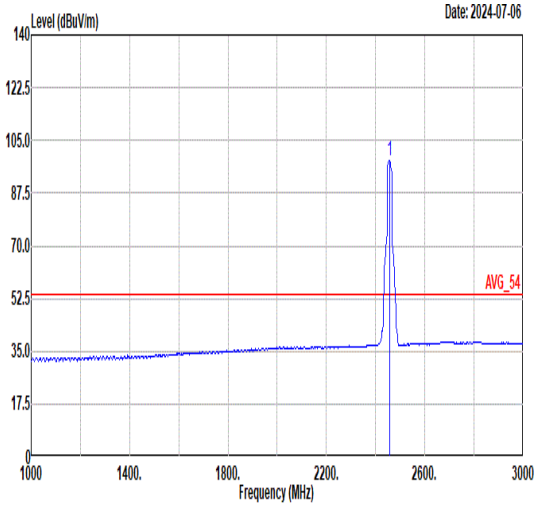 Freq Level Limit Line Margin Read Level Ant Factor Cable Loss Preamp Factor APos TPos Remark MHz dBuV/m dBuV/m dB dBuV dB/m dB dB cm deg 1 2457.00 98.31 ------ ------ 91.84 30.71 7.85 32.09 345 6 AVERAGE

Mode	30	
	Band Edge	
	2400-2483.5_802.11n HT20_CH10_2457MHz	
ANT	6	
Pol.	Vertical	Fundamental
Peak	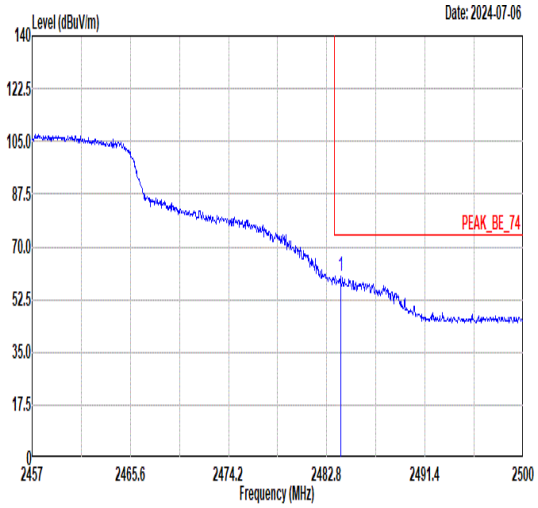 Freq Level Limit Line Margin Read Level Ant Factor Cable Loss Preamp Factor APos TPos Remark MHz dBuV/m dBuV/m dB dBuV dB/m dB dB cm deg 1 2484.00 60.29 74.00 -13.71 53.81 30.70 7.88 32.10 306 262 PEAK	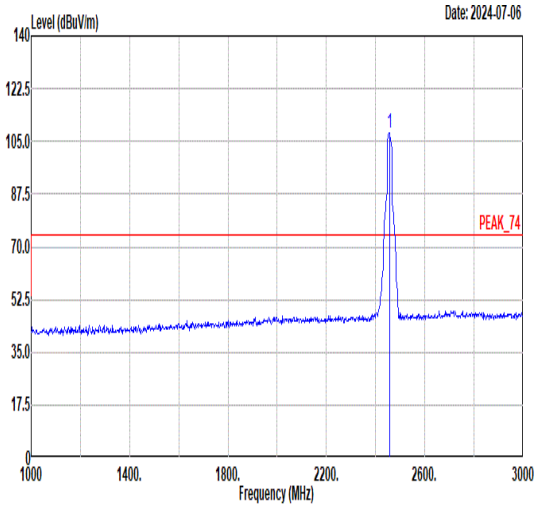 Freq Level Limit Line Margin Read Level Ant Factor Cable Loss Preamp Factor APos TPos Remark MHz dBuV/m dBuV/m dB dBuV dB/m dB dB cm deg 1 2457.00 107.68 ------ ------ 101.21 30.71 7.85 32.09 306 262 PEAK
Avg	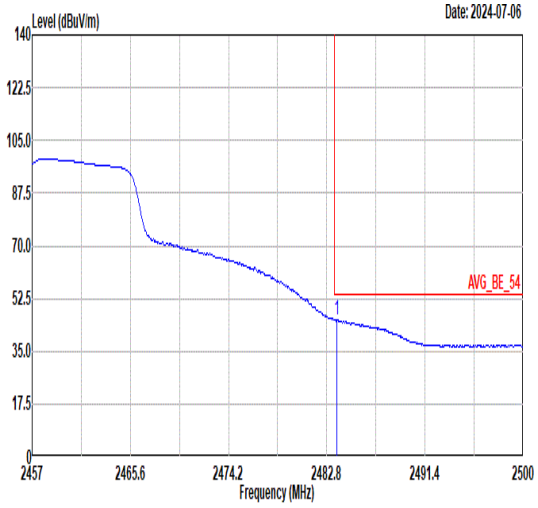 Freq Level Limit Line Margin Read Level Ant Factor Cable Loss Preamp Factor APos TPos Remark MHz dBuV/m dBuV/m dB dBuV dB/m dB dB cm deg 1 2483.70 45.46 54.00 -8.54 38.98 30.70 7.88 32.10 306 262 AVERAGE	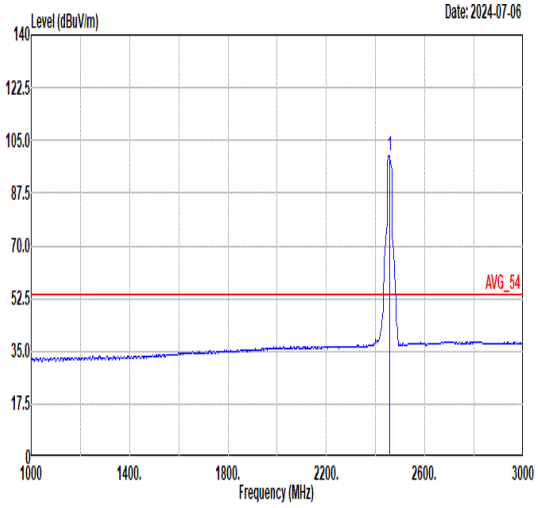 Freq Level Limit Line Margin Read Level Ant Factor Cable Loss Preamp Factor APos TPos Remark MHz dBuV/m dBuV/m dB dBuV dB/m dB dB cm deg 1 2457.00 99.89 ------ ------ 93.42 30.71 7.85 32.09 306 262 AVERAGE

Mode	31	
	Band Edge - L	
	2400-2483.5_802.11n HT40_CH04_2427MHz	
ANT	6	
Pol.	Horizontal	Fundamental
Peak	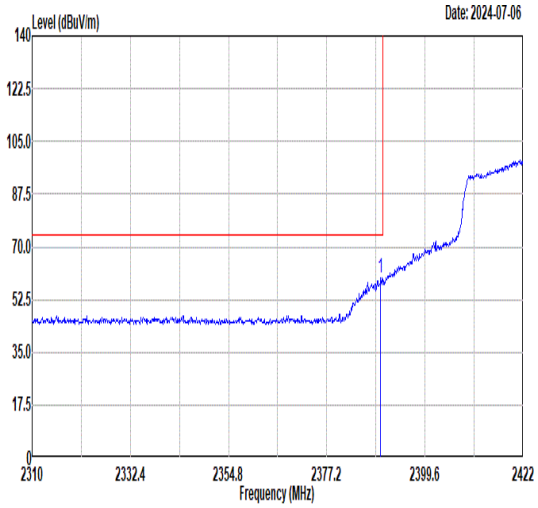 Limit Read Ant Cable Preamp APos TPos Freq Level Line Margin Level Factor Loss Factor Remark MHz dBuV/m dBuV/m dB dBuV dB/m dB dB cm deg 1 2389.52 59.96 74.00 -14.04 53.56 30.72 7.76 32.08 364 7 PEAK	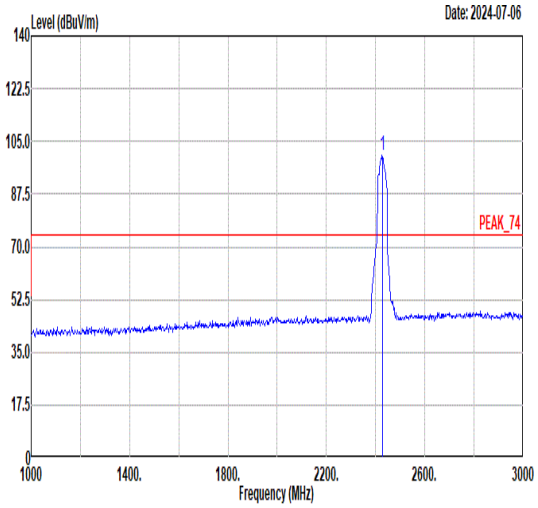 Limit Read Ant Cable Preamp APos TPos Freq Level Line Margin Level Factor Loss Factor Remark MHz dBuV/m dBuV/m dB dBuV dB/m dB dB cm deg 1 2427.00 100.38 ------ ------ 93.92 30.72 7.82 32.08 364 7 PEAK
Avg	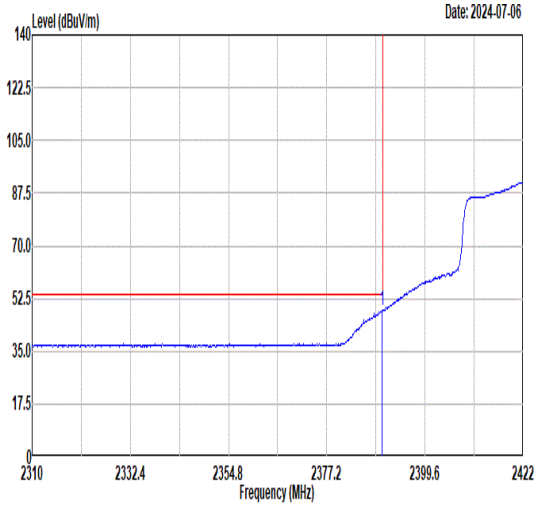 Limit Read Ant Cable Preamp APos TPos Freq Level Line Margin Level Factor Loss Factor Remark MHz dBuV/m dBuV/m dB dBuV dB/m dB dB cm deg 1 2389.74 48.83 54.00 -5.17 42.43 30.72 7.76 32.08 364 7 AVERAGE	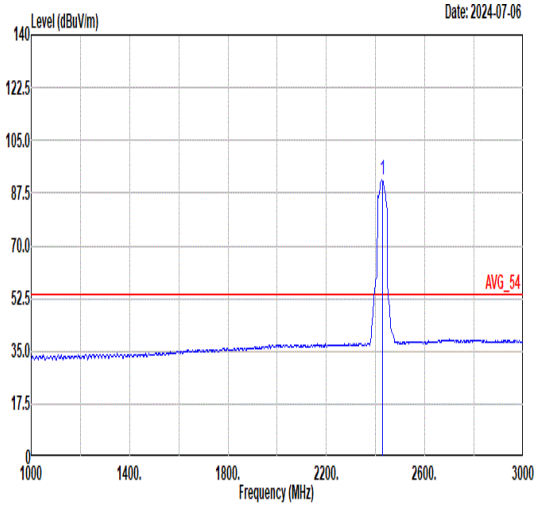 Limit Read Ant Cable Preamp APos TPos Freq Level Line Margin Level Factor Loss Factor Remark MHz dBuV/m dBuV/m dB dBuV dB/m dB dB cm deg 1 2427.00 92.09 ------ ------ 85.63 30.72 7.82 32.08 364 7 AVERAGE

Mode	31	
	Band Edge - R	
	2400-2483.5_802.11n HT40_CH04_2427MHz	
ANT	6	
Pol.	Horizontal	Fundamental
Peak	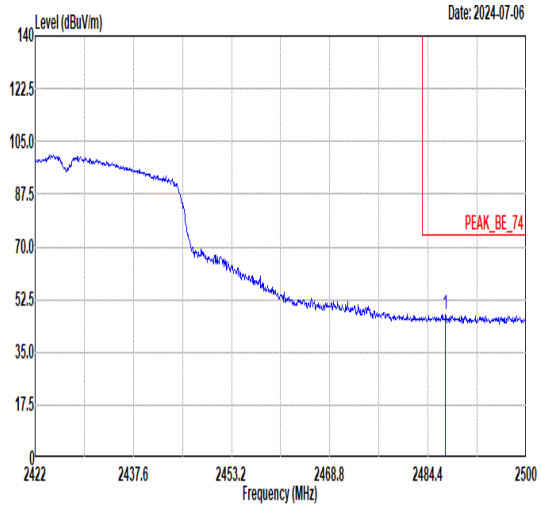 Freq Level Limit Line Margin Read Level Ant Factor Cable Loss Preamp Factor APos TPos Remark MHz dBuV/m dBuV/m dB dBuV dB/m dB dB cm deg 1 2487.21 47.59 74.00 -26.41 41.11 30.70 7.88 32.10 364 7 PEAK	Blank
Avg	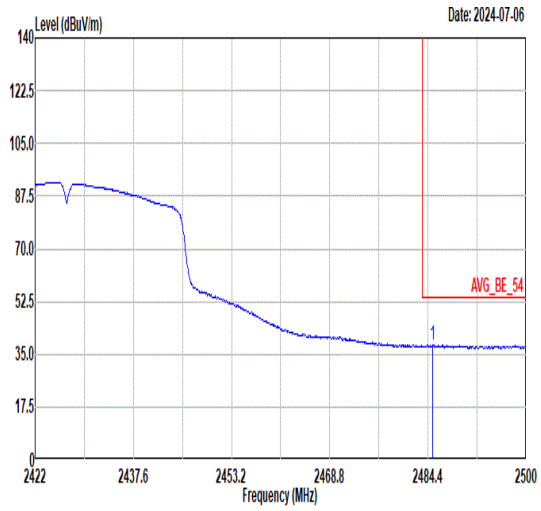 Freq Level Limit Line Margin Read Level Ant Factor Cable Loss Preamp Factor APos TPos Remark MHz dBuV/m dBuV/m dB dBuV dB/m dB dB cm deg 1 2485.10 37.93 54.00 -16.07 31.45 30.70 7.88 32.10 364 7 AVERAGE	Blank

Mode	31	
	Band Edge - L	
	2400-2483.5_802.11n HT40_CH04_2427MHz	
ANT	6	
Pol.	Vertical	Fundamental
Peak	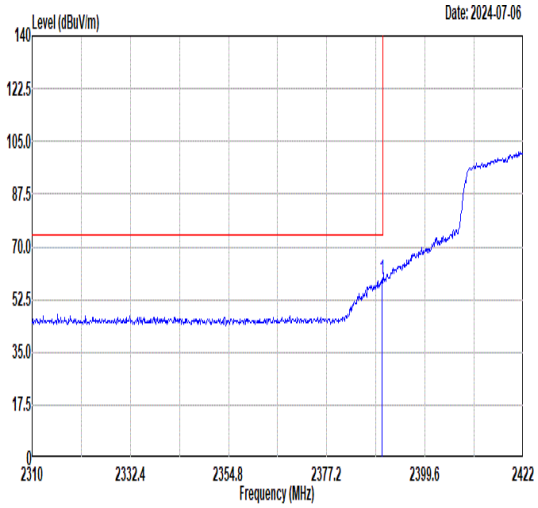 Freq Level Limit Line Margin Read Level Ant Factor Cable Loss Preamp Factor APos TPos Remark MHz dBuV/m dBuV/m dB dBuV dB/m dB dB cm deg 1 2389.86 59.03 74.00 -14.97 52.63 30.72 7.76 32.08 320 262 PEAK	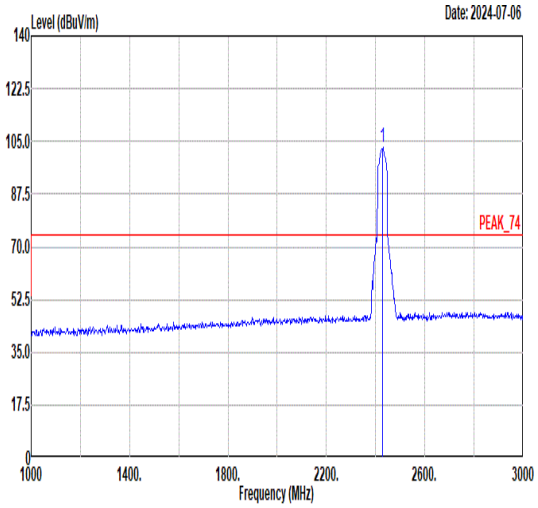 Freq Level Limit Line Margin Read Level Ant Factor Cable Loss Preamp Factor APos TPos Remark MHz dBuV/m dBuV/m dB dBuV dB/m dB dB cm deg 1 2427.00 102.96 ------ ------ 96.51 30.71 7.83 32.09 320 262 PEAK
Avg	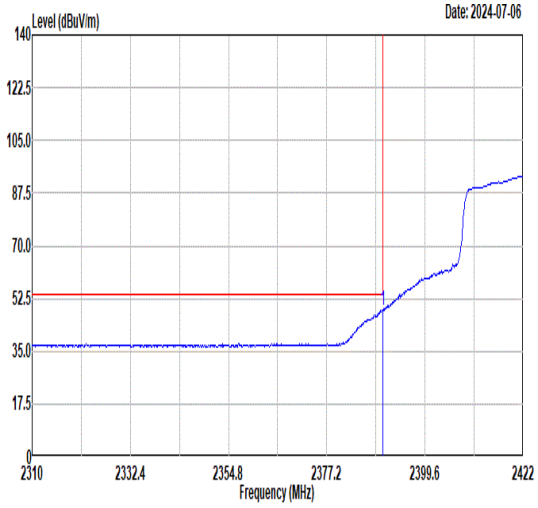 Freq Level Limit Line Margin Read Level Ant Factor Cable Loss Preamp Factor APos TPos Remark MHz dBuV/m dBuV/m dB dBuV dB/m dB dB cm deg 1 2389.97 48.74 54.00 -5.26 42.34 30.72 7.76 32.08 320 262 AVERAGE	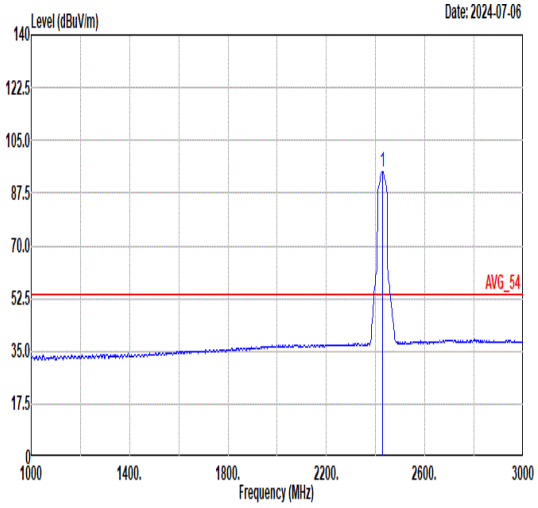 Freq Level Limit Line Margin Read Level Ant Factor Cable Loss Preamp Factor APos TPos Remark MHz dBuV/m dBuV/m dB dBuV dB/m dB dB cm deg 1 2427.00 94.71 ------ ------ 88.26 30.71 7.83 32.09 320 262 AVERAGE

Mode	31	
	Band Edge - R	
	2400-2483.5_802.11n HT40_CH04_2427MHz	
ANT	6	
Pol.	Vertical	Fundamental
Peak	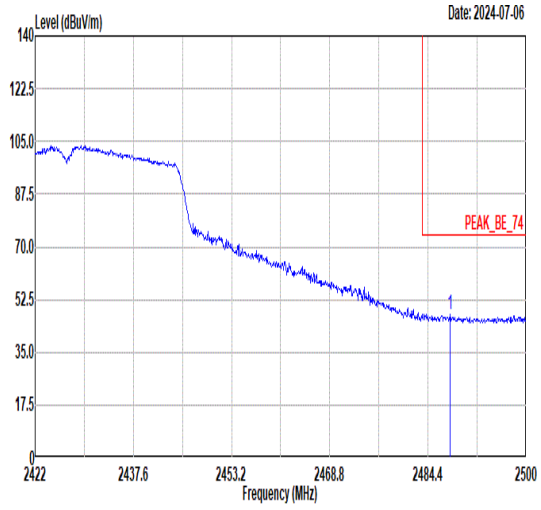 Freq Level Limit Line Margin Read Level Ant Factor Cable Loss Preamp Factor APos TPos Remark MHz dBuV/m dBuV/m dB dBuV dB/m dB dB cm deg 1 2487.91 47.54 74.00 -26.46 41.06 30.70 7.88 32.10 320 262 PEAK	Blank
Avg	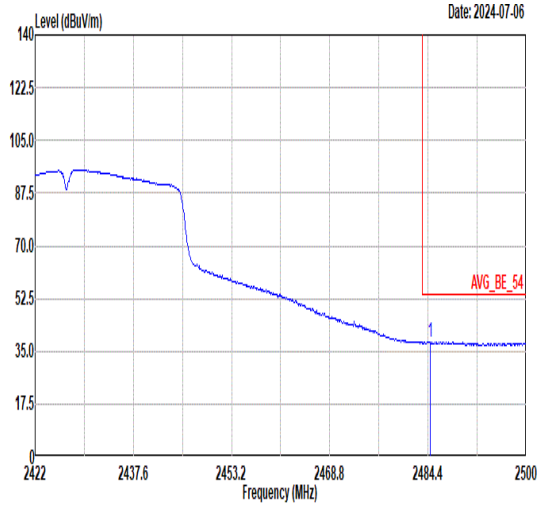 Freq Level Limit Line Margin Read Level Ant Factor Cable Loss Preamp Factor APos TPos Remark MHz dBuV/m dBuV/m dB dBuV dB/m dB dB cm deg 1 2484.79 38.21 54.00 -15.79 31.73 30.70 7.88 32.10 320 262 AVERAGE	Blank

Mode	32	
	Band Edge - L	
	2400-2483.5_802.11n HT40_CH08_2447MHz	
ANT	6	
Pol.	Horizontal	Fundamental
Peak	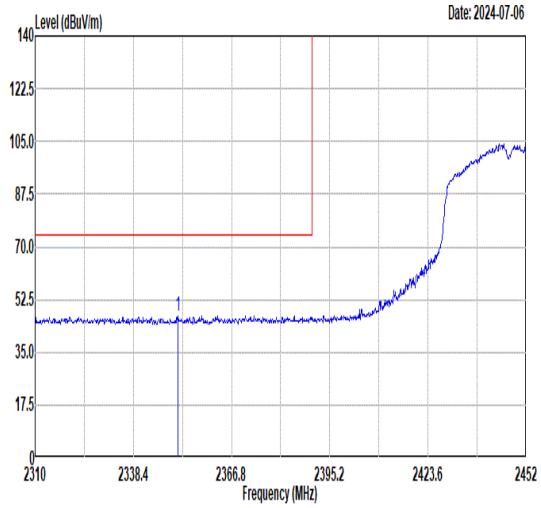 Freq Level Limit Line Margin Read Level Ant Factor Cable Loss Preamp Factor APos TPos Remark 1 2351.32 47.08 74.00 -26.92 40.77 30.73 7.65 32.07 390 3 PEAK	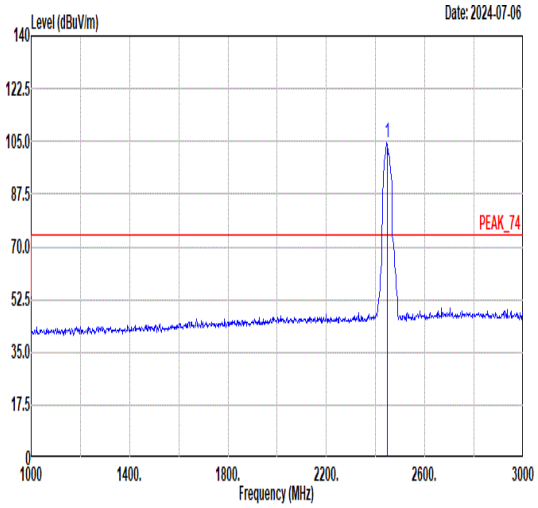 Freq Level Limit Line Margin Read Level Ant Factor Cable Loss Preamp Factor APos TPos Remark 1 2447.00 104.56 ------ ------ 98.10 30.71 7.84 32.09 390 3 PEAK
Avg	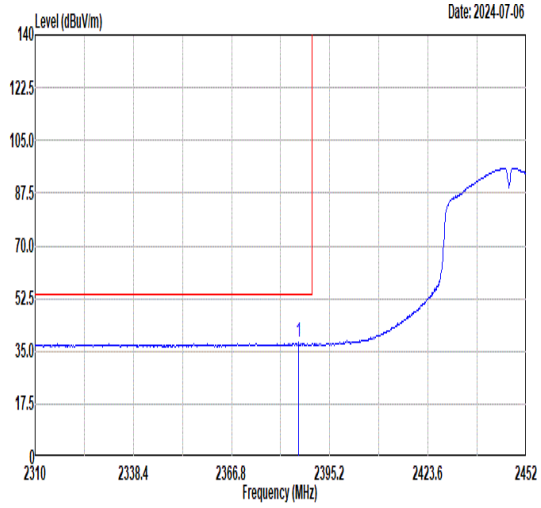 Freq Level Limit Line Margin Read Level Ant Factor Cable Loss Preamp Factor APos TPos Remark 1 2386.25 37.83 54.00 -16.17 31.44 30.72 7.75 32.08 390 3 AVERAGE	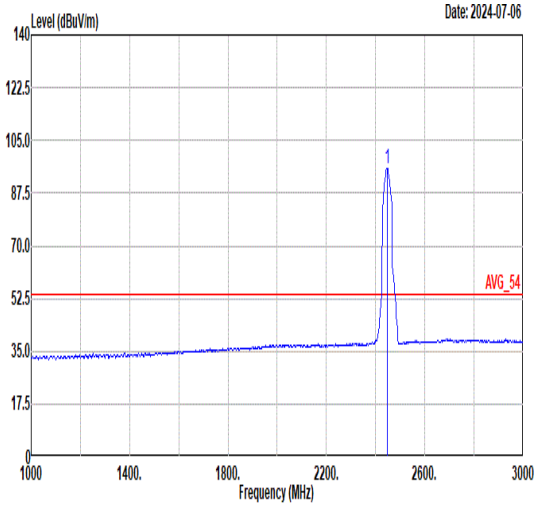 Freq Level Limit Line Margin Read Level Ant Factor Cable Loss Preamp Factor APos TPos Remark 1 2447.00 95.63 ------ ------ 89.17 30.71 7.84 32.09 390 3 AVERAGE

Mode	32	
	Band Edge - R	
	2400-2483.5_802.11n HT40_CH08_2447MHz	
ANT	6	
Pol.	Horizontal	Fundamental
Peak	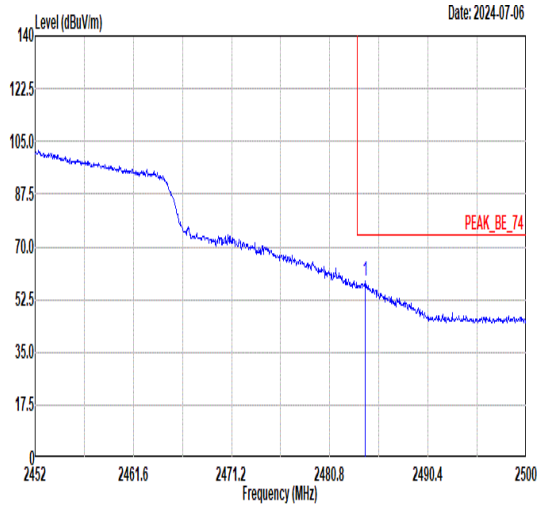 Freq Level Limit Line Margin Read Level Ant Factor Cable Loss Preamp Factor APos TPos Remark MHz dBuV/m dBuV/m dB dBuV dB/m dB dB cm deg 1 2484.26 58.68 74.00 -15.32 52.20 30.70 7.88 32.10 390 3 PEAK	Blank
Avg	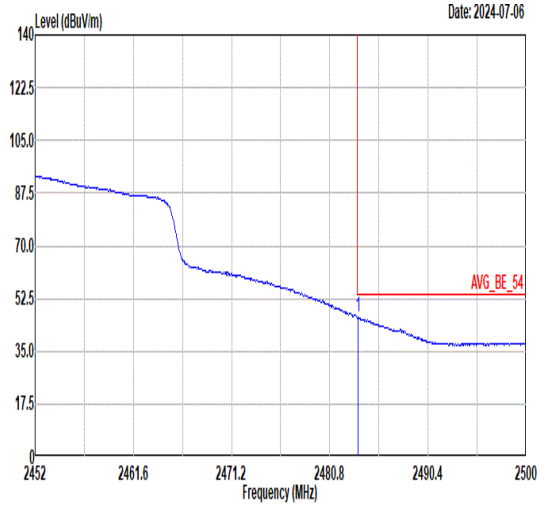 Freq Level Limit Line Margin Read Level Ant Factor Cable Loss Preamp Factor APos TPos Remark MHz dBuV/m dBuV/m dB dBuV dB/m dB dB cm deg 1 2483.58 46.29 54.00 -7.71 39.81 30.70 7.88 32.10 390 3 AVERAGE	Blank

Mode	32	
	Band Edge - L	
	2400-2483.5_802.11n HT40_CH08_2447MHz	
ANT	6	
Pol.	Vertical	Fundamental
Peak	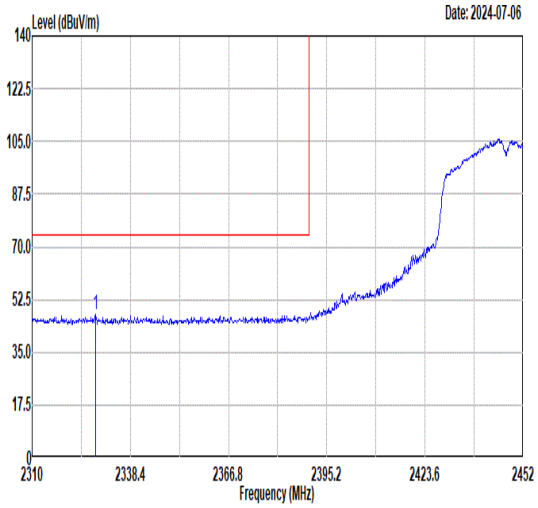 Freq Level Limit Line Margin Read Level Ant Factor Cable Loss Preamp Factor APos TPos Remark 1 2328.32 47.59 74.00 -26.41 41.34 30.73 7.59 32.07 306 262 PEAK	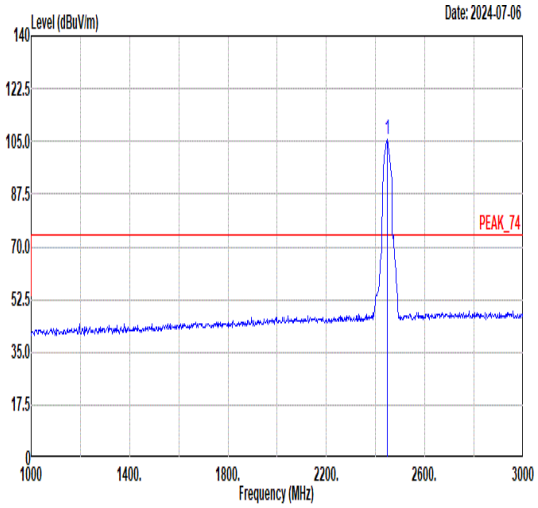 Freq Level Limit Line Margin Read Level Ant Factor Cable Loss Preamp Factor APos TPos Remark 1 2447.00 105.48 ------ ------ 99.02 30.71 7.84 32.09 306 262 PEAK
Avg	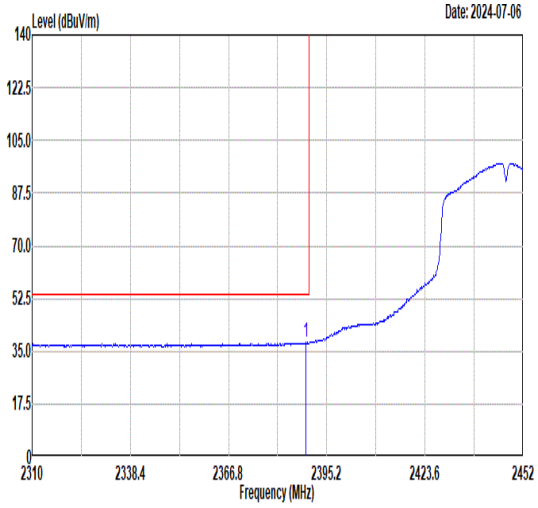 Freq Level Limit Line Margin Read Level Ant Factor Cable Loss Preamp Factor APos TPos Remark 1 2389.24 37.89 54.00 -16.11 31.49 30.72 7.76 32.08 306 262 AVERAGE	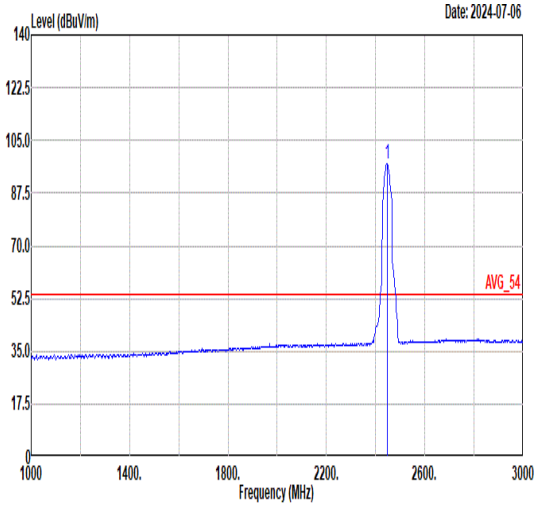 Freq Level Limit Line Margin Read Level Ant Factor Cable Loss Preamp Factor APos TPos Remark 1 2447.00 97.14 ------ ------ 90.68 30.71 7.84 32.09 306 262 AVERAGE

Mode	32	
	Band Edge - R	
	2400-2483.5_802.11n HT40_CH08_2447MHz	
ANT	6	
Pol.	Vertical	Fundamental
Peak	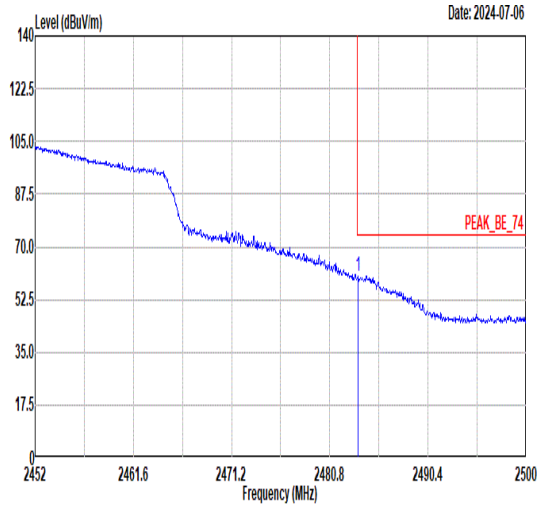 Freq Level Limit Line Margin Read Level Ant Factor Cable Loss Preamp Factor APos TPos Remark MHz dBuV/m dBuV/m dB dBuV dB/m dB dB cm deg 1 2483.58 60.38 74.00 -13.62 53.90 30.70 7.88 32.10 306 262 PEAK	Blank
Avg	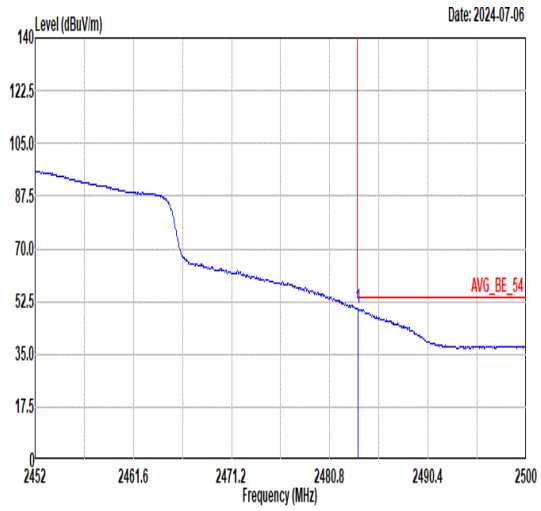 Freq Level Limit Line Margin Read Level Ant Factor Cable Loss Preamp Factor APos TPos Remark MHz dBuV/m dBuV/m dB dBuV dB/m dB dB cm deg 1 2483.54 50.12 54.00 -3.88 43.64 30.70 7.88 32.10 306 262 AVERAGE	Blank

Appendix D. Duty Cycle Plots

Band	Duty Cycle(%)	T(ms)	1/T(kHz)	VBW Setting
802.11b	99.30	-	-	10Hz
802.11g	95.43	1.362	0.734	1kHz
802.11n HT20	94.64	1.152	0868	1kHz
802.11n HT40	89.82	0.575	1.74	3kHz

802.11b

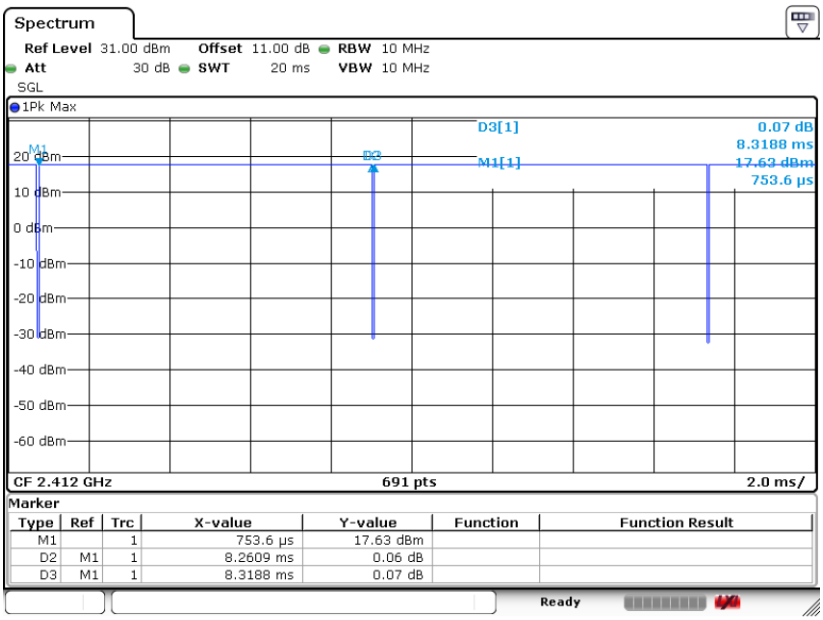

802.11g

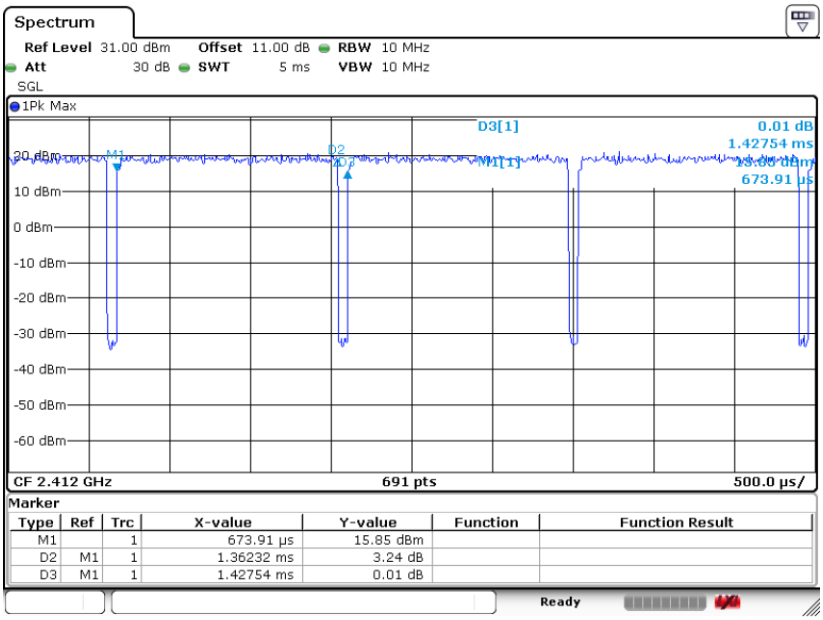

802.11n HT20

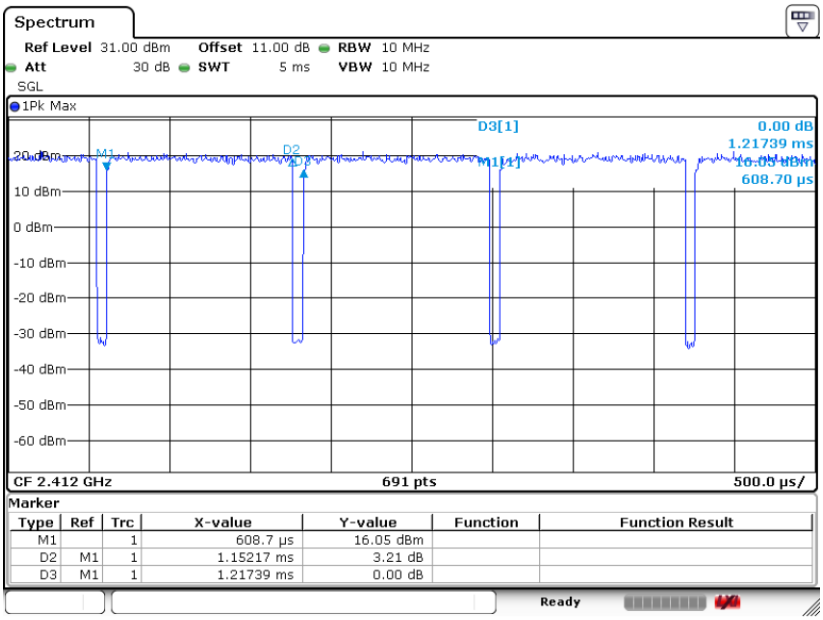

802.11n HT40

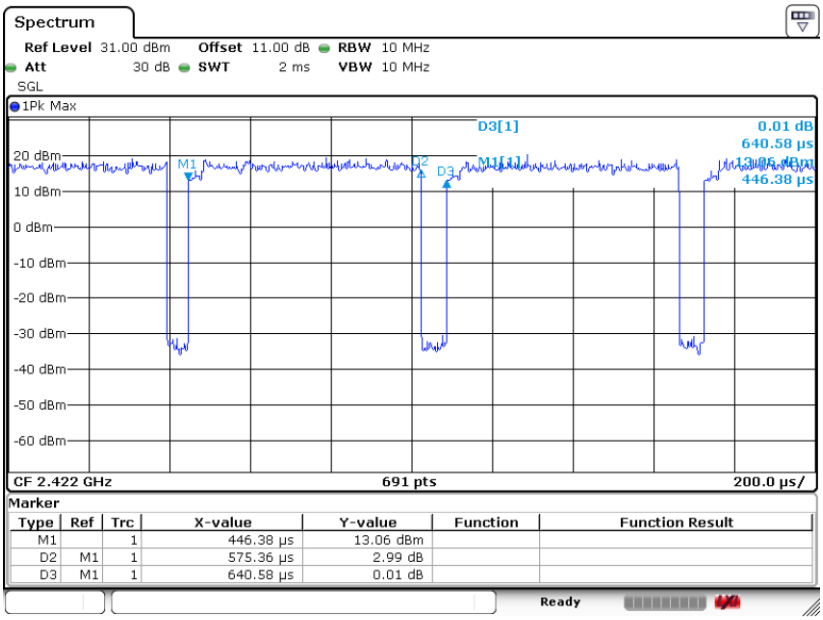
Spectrum
Ref Level 31.00 dBm Offset 11.00 dB RBW 10 MHz
Att 30 dB SWT 2 ms VBW 10 MHz
SGL
1Pk Max
D3[1] 0.01 dB
640.58 µs
M1[1] 13.06 dBm
446.38 µs
20 dBm
10 dBm
0 dBm
-10 dBm
-20 dBm
-30 dBm
-40 dBm
-50 dBm
-60 dBm
CF 2.422 GHz
691 pts
200.0 µs/
Marker
Type Ref Trc X-value Y-value Function Function Result
M1 1 446.38 µs 13.06 dBm
D2 M1 1 575.36 µs 2.99 dB
D3 M1 1 640.58 µs 0.01 dB
Ready