



User Manual

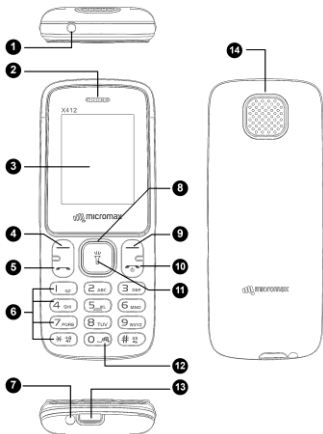
Product Name: GSM Mobile Phone

Brand: micromax

Model: X412

Manufacture: Shenzhen Infinity Informatics Limited

Phone Layout

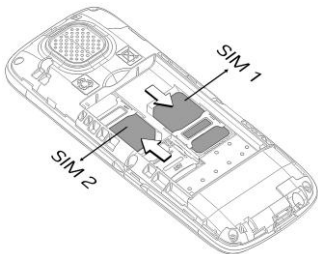


1	LED Torch	8	Navigation key
2	Earpiece	9	Right Soft key
3	Display	10	End key
4	Left Soft key	11	OK & Torch key
5	Call key	12	M! live key
6	Number keys	13	USB Jack

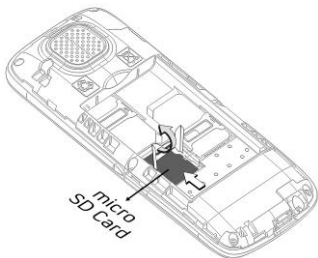
7	Headset Jack	14	Speaker
---	--------------	----	---------

Insert SIM and Memory Card

1. Switch off the device and remove the back cover and battery.
2. Insert the SIM card(s) in the card slot(s) as shown:



3. Insert the memory card in the card slot as shown:



4. Place back the battery and back cover of the GSM Mobile Phone.



Please keep the SIM card out of the reach of children.

Switch Your Phone On/ Off

Long press the End/ Power key to switch your phone On/ Off.

Charge the Battery

Before using the device for the first time, you must fully charge the battery.

Note: Use only Micromax chargers and cables. Other chargers or cables may damage the device. This will invalidate your phone warranty.

Lock/Unlock the phone

From the home screen press the Left key and then immediately press * to lock/ unlock the phone.

Make an International call

On the home screen, press the * key twice, till + displays on the screen. Enter the desired international code with the phone number and make the call.

Send Messages

Menu → Messages


You can compose a new message or reply to existing messages in the list.

Contacts

Menu → Phonebook

Use Phonebook to add and manage your contacts. You can save contacts to your phonebook and retrieve them anytime for calling, SMS etc.

Torch Light

Long press  button to switch the torch on/off, or you can go to **Menu → Organizer → Torch** to switch the torch on/off.

Phone Language

Menu → Settings → Phone settings → Language

You can change the phone language according to your preference.

Factory Reset


Menu → Settings → Restore factory settings









Use this feature to restore your phone to the factory settings. This resets all settings to the default and results in data loss, therefore, please take a backup of all the data before resetting the phone. Default password is 0000 or 1234.





Useful Tips

Tips	Description
IMEI Number	You can find the IMEI Number of your phone by pressing *#06#.

Safety Precautions

	Switch off your device in any area with potential explosive atmosphere. Sparks arising out of radio frequency may cause fire or explosion. Therefore, switch off your device at refueling stations, fuel depots, chemical plants or places where blasting operation is in progress. Remember to comply with legal requirements and local restrictions when using
--	--

	the phone.
	Your phone's radio waves may interfere with inadequately shielded medical devices. Consult a physician or manufacturer of the medical device to know whether they are adequately shielded from external Radio Frequency. Switch off your device when regulations require you to do so.
	Always keep the phone and accessories out of reach of small children. Small parts such as the SIM card or micro SD card can be dismantled and swallowed by small children.
	Do not place the phone near electromagnetic data carriers such as credit/Debit cards. Information stored on them could be lost.
	Permanent damage to hearing may occur if you use earphones at high volume for prolonged periods. Set your volume to a safe level. If you experience discomfort in your ears, reduce the volume or discontinue the use of your earphones.
	Manufacturers of medical devices recommend a minimum distance of 15.3 cm (6 inches) between a wireless device and an implanted medical device such as pacemaker or cardioverter defibrillator to avoid issues arising out of radio frequency interference.
	The mains voltage (V) specified on the power supply unit must not be exceeded to prevent damage to the charging device. The power supply must be plugged into an easily accessible AC power socket when charging the battery.
	You may only open the phone to replace the battery (if not inbuilt), SIM card and micro SD card. You must not open the battery under any circumstances. All other changes to this device are strictly prohibited and will invalidate the warranty.
	The phone may cause interference in the vicinity of TV sets, radios and PCs.

	<p>The battery may cause damage, injury or burns if a conductive material closes the circuit of the terminals. Exercise care in handling any charged battery, particularly when placing it inside your pocket, purse or other container with metal objects. Do not dispose off batteries in fire as they may explode.</p>
	<p>Do not use the phone while driving. When you have to use the phone, please use the earpiece.</p> <p>Please put the phone safely in the phone stand. Do not put it onto the passenger seat or any place from where it may fall down during collision or emergency braking.</p>
	<p>Flight is influenced by interference caused by the phone. It is illegal to use a phone on the airplane. Please switch off your phone during a flight.</p>
	<p>The phone must be repaired by Micromax authorized personnel only. Repair of this phone by anyone other than our authorized service agents/centers goes against the warranty rules.</p>

Taking Care of your device

The following suggestions will help you protect your phone.

- Keep the device/ battery dry. Precipitation, humidity, and all types of liquids or moisture can rust the electronic circuits. If your device gets wet, remove the battery, wipe it with a dry cloth and take it to an authorized service center.
- Do not store the device in high or low temperatures, dusty, dirty areas. Its moving parts and electronic components may get damaged.
- Do not attempt to open the device other than as instructed in this guide.
- Do not drop, knock, or shake the device. Rough handling can break internal circuit boards and fine mechanics.
- Do not use harsh chemicals, cleaning solvents, or strong detergents to clean the device. Only use a soft, clean, dry cloth to clean the surface of the device.

- Do not store your device near magnetic fields or allow your device to come in contact with magnetic fields for extended period of time.
- Batteries have life cycles. Use compatible batteries, chargers, accessories and supplies. Micromax will not be held responsible for user's safety when using incompatible accessories or supplies.

Temperature and Humidity

- The device is designed for use within a temperature range of $-20^{\circ}\text{C} \pm 5$ to $45^{\circ}\text{C} \pm 5$, storage within the temperature range of $-30^{\circ}\text{C} \pm 5$ to $65^{\circ}\text{C} \pm 5$. In case of violation of these conditions, the device/ battery life can be reduced.
- The recommended humidity for maintaining the device is in the range 50 to 55%.

Recycle your Phone



The WEEE logo (shown at the left) appears on the product (battery, handset, and charger) to indicate that this product must not be disposed off or dumped with your other household wastes. You are liable to dispose of all your electronic or electrical waste

equipment by relocating over to the specified collection point for recycling of such hazardous waste.

Collection and proper recovery of your electronic waste equipment at the time of disposal will allow us to help preserve the environment. Recycling of the electronic waste equipment will ensure safety of human health and environment. For more information on best practices for disposal of electronic and electrical waste, please visit to our web site: www.micromaxinfo.com/weee.php.

Note: Micromax will not bear any responsibility for any incompliance with the above mentioned guidelines or improper usage of the GSM Mobile Phone.

Disclaimer

The colors and specifications shown/mentioned in the user manual may differ from the actual product. Images shown are for representation purpose only. Other product logos and company names mentioned herein may be trademarks or trade names of their respective owners.

- Specifications are subject to change without prior notice.
- The functions explained or listed in this manual may differ from the actual functions appearing in the GSM Mobile Phone. In such a case, the latter shall govern. Micromax keeps the right to make modifications to the content in this user guide without any prior notice.
- Upon first use of your device, your device will send information related to your mobile number, IMEI numbers, location details and other software details through SMS automatically*. This information may be used as further specified in Micromax privacy policy**.
- Talk and standby times are affected by network preferences, type of SIM/SIM cards, connected accessories and individual usage patterns. Services and some features may be dependent on the network, service/content providers, SIM/SIM cards, compatibility of the devices used and the content formats supported.
- Available storage memory may vary based on the phone software.

*Operator tariff shall be applicable for SMS.

**Micromax privacy policy is available at
www.micromaxinfo.com.

Copyright

All rights reserved. Reproduction, transfer, distribution or storage of part or all of the contents in this document in any form without the prior written permission of Micromax is strictly prohibited.

FCC Warning

This device complies with part 15 of the FCC Rules. Operation is subject to the following two conditions: (1) This device may not cause harmful interference, and (2) this device must accept any interference received, including interference that may cause undesired operation.

Any Changes or modifications not expressly approved by the party responsible for compliance could void the user's authority to operate the equipment.

Note: This equipment has been tested and found to comply with the limits for a Class B digital device, pursuant to part 15 of the FCC Rules. These limits are designed to provide reasonable protection against harmful interference in a residential installation. This equipment generates uses and can radiate radio frequency energy and, if not installed and used in accordance with the instructions, may cause harmful interference to radio communications. However, there is no guarantee that interference will not occur in a particular installation. If this equipment does cause harmful interference to radio or television reception, which can be determined by turning the equipment off and on, the user is encouraged to try to correct the interference by one or more of the following measures:

- ☐-Reorient or relocate the receiving antenna.
- ☐-Increase the separation between the equipment and receiver.
- ☐-Connect the equipment into an outlet on a circuit different from that to which the receiver is connected.
- ☐-Consult the dealer or an experienced radio/TV technician for help.

Specific Absorption Rate (SAR) information:

This GSM Mobile Phone meets the government's requirements for exposure to radio waves. The guidelines are based on standards that were developed by independent scientific organizations through periodic and thorough evaluation of scientific studies. The standards include a substantial safety margin designed to assure the safety of all persons regardless of age or health.

FCC RF Exposure Information and Statement

The SAR limit of USA (FCC) is 1.6 W/kg averaged over one gram of tissue. Device types: GSM Mobile Phone (FCC ID: 2ANCWX412) has also been tested against this SAR limit. The highest SAR value reported under this standard during product certification for use at the ear is 0.496W/kg and when properly worn on the body is 0.529W/kg. the Hotspot SAR value is 0.529W/kg, the simultaneous transmission SAR value is 0.500W/kg on the head and 0.531W/ kg on the body. This device was tested for typical body-worn operations with the back of the handset kept 10mm from the body. To maintain compliance with FCC RF exposure requirements, use accessories that maintain a 10mm separation distance between the user's body and the back of the handset. The use of belt clips, holsters and similar accessories should not contain metallic components in its assembly. The use of accessories that do not satisfy these requirements may not comply with FCC RF exposure requirements, and should be avoided.

Body-worn Operation

This device was tested for typical body-worn operations. To comply with RF exposure requirements, a minimum separation distance of 10mm must be maintained between the user's body and the handset, including the antenna. Third-party belt-clips, holsters, and similar accessories used by this device should not contain any metallic components. Body-worn accessories that do not meet these requirements may not comply with RF exposure requirements and should be avoided. Use only the supplied or an approved antenna.