


## APPENDIX C - SETUP PHOTOS

Figure C.1 Setup, Front Side

Setup Photo - Extremity Configuration				Separation Distance to Phantom (mm)	
Plot	DUT Position	Accessory P/N	Phantom	DUT	Antenna
	Front Side		SAM	0	0





Normal View



Close-Up View

**Figure C.2 Setup, Tip**

Setup Photo - BODY Configuration				Separation Distance to Phantom (mm)	
Accessories Shown					
Antenna	Battery	Body	Audio	Antenna	DUT
0	0	0	0	0	0
DUT					
0					
Phantom					
ELI					
Normal View					
Close-Up View					