

FRONT

ijoy



WIRELESS SPEAKER
ROAR

USER
MANUAL

for use with
 **Bluetooth**
enabled devices

•YOUR IJOY PRODUCT

Thank you for purchasing and using the “IJOY ROAR” wireless blue-tooth® speaker. This product can provide a high quality listening experience for your mobile phone, computer and other media devices. Before using this product, carefully read this manual to correctly operate this device. Please ask your local dealer if you have any questions.

IJOY ROAR Bluetooth Speaker X 1
Charging Cable X 1
AUX Cable X 1
User Manual X1

•PAIRING YOUR PRODUCT

1. Place the speaker within 30 ft of a Bluetooth® enabled device
2. Hold the [POWER] button to turn on the speaker. You will hear a “beep” sound. The LED light will flash blue to indicate it is ready to pair.
3. Follow the instructions of your device to search for IJOY ROAR.
4. If a pin is required, enter “0000”.
5. The LED light will turn to solid blue and the device will have a different “beep” sound when pairing is complete

•FCC STATEMENT

This device complies with part 15 of the FCC Rules. Operation is subject to the following two conditions:

- (1) This device may not cause harmful interference, and
- (2) this device must accept any interference received, including interference that may cause undesired operation.

Warning: Changes or modifications not expressly approved by the party responsible for compliance could void the user's authority to operate the equipment.

NOTE: This equipment has been tested and found to comply with the limits for a Class B digital device, pursuant to Part 15 of the FCC Rules. These limits are designed to provide reasonable protection against harmful interference in a residential installation. This equipment generates uses and can radiate radio frequency energy and, if not installed and used in accordance with the instructions, may cause harmful interference to radio communications. However, there is no guarantee that interference will not occur in a particular installation. If this equipment does cause harmful interference to radio or television reception, which can be determined by turning the equipment off and on, the user is encouraged to try to correct the interference by one or more of the following measures:

Reorient or relocate the receiving antenna.

Increase the separation between the equipment and receiver. Connect the equipment into an outlet on a circuit different from that to which the receiver is connected,Consult the dealer or an experienced radio/TV technician for help.

RF warning statement:

The device has been evaluated to meet general RF exposure requirement. The device can be used in portable exposure condition without restriction.

•BATTERY CAUTION

The battery used in this device may present a risk of fire, explosion or chemical burn if used incorrectly. Never use or charge the battery if it appears to be leaking, discolored, deformed or in any way abnormal. Never disassemble the unit or attempt to remove the battery as that could cause leakage of alkaline solution or other electrolytic substances. Always confirm the temperature is 41°Fahrenheit before you change the battery. Never expose the battery to any liquid. Never expose the battery to excessive heat such as direct light or fire. Always keep the battery out of the reach of infants and small children

•BATTERY DISPOSAL

Please do not attempt to change the battery yourself. If the battery has died, you should follow the disposal instructions listed here. Never dispose of used batteries/electronics with ordinary solid wastes. Always dispose of used batteries/electronics in accordance with the prevailing community regulations that apply to the disposal of batteries/electronics. If there are no local regulations concerning battery/electronics disposal, please dispose of the device in a waste bin for electronic devices. Many electronics retailers now recycle batteries and other electronic components at no charge.

BACK

•SPECIFICATIONS

BLUETOOTH® : 5.0

OUTPUT POWER: 3W*2

SPEAKER: 45 mm 4OHM 3W*2

LITHIUM BATTERY: 800Mah

TRANSMISSION DISTANCE: 32 FT

SENSITIVITY: ≤0.5% (1 W)

FREQUENCY RESPONSE: ≥90Hz-20KHz

SNR: ≥70dB

DC/5V: input DC 5V/1A



OPERATING VOLTAGE: DC 5V

CHARGING TIME: about 2.0 hours

PLAY TIME: about 3 hours

•INSTRUCTIONS



POWERING ON/OFF

- To turn the speaker ON, press the  button for 6-10 seconds
- To turn the speaker OFF, press the  button for 6-10 seconds

ADJUSTING THE VOLUME

- Hold the [+] button to increase volume. A tone will be heard if you attempt to increase the volume past the maximum level
- Hold the [-] button to decrease volume

PLAYING/PAUSING MEDIA

- To pause media playback, press the  button.
- To resume media playback, press the  button again.

PLAYING MEDIA



- To enjoy music on your speaker, make sure you are paired to a Bluetooth®-enabled device.


- Once paired, you can control media playback and volume adjustment with the controls on your paired device or with the speaker

SKIPPING TRACKS

- To skip to the next track, quickly press the [+] button.
- To go back to the previous track, quickly press the [-] button

ANSWERING/ENDING PHONE CALLS

- To answer an incoming phone call, quickly press the  button.
- Hold the  button to reject the call.

- To end a phone call, quickly press the  button, again

•OTHER IMPORTANT SAFETY INFORMATION

To avoid danger of choking, please keep cables away from babies and children. This product is not a toy. Do not treat this product as household waste. Dispose of this device properly by handing over to local collection services for recycling of electronic equipment. By ensuring that this product is properly disposed of, you will help prevent potential negative consequences for the environment and human health, which could otherwise be caused by inappropriate waste handling. For more detailed information about this product, please contact your local household waste disposal service or the shop where you purchased this item

TIP: Must use a formal manufactured certified charger. If the power bank has not been used for a significant amount of time, please make sure to charge before using the product.



IMPORTANT REMINDERS

This device can ONLY be charged by 5V adapters/USB ports only. Quick charging devices over 5V may cause heat and fire.

• ONE (1) YEAR LIMITED WARRANTY

Our product is warranted for a One (1) year limited warranty from the date of purchase. The warranty is provided on all material defects and workmanship. Guarantee of 12 months does not apply to decrease in the accumulator's effective capacity caused by its use or age. Effective capacity gradually decreases depending on the method of use of the accumulator. **WE RESERVE THE RIGHT TO CHANGE TECHNICAL SPECIFICATIONS.** For more information please visit, www.goijoy.com

The Bluetooth® word mark and logos are registered trademarks owned by Bluetooth SIG, Inc. and any use of such marks by QUEST USA CORP. is under license. Other trademarks and trade names are those of their respective owners.

Distributed by Quest USA Corp.
495 Flatbush Ave Brooklyn, NY 11225

© GOIJOY & IJOY are registered trademarks of Quest USA Corp. All other trademarks and trade names are property of their respective owners. Designed by GOIJOY & IJOY in New York. All rights reserved Quest USA Corp. One (1) year limited warranty. To activate your product warranty go to our website www.goijoy.com & register this product.

Made in China.

PLEASE FOLD ON THE GREEN LINES AND PRINT DOUBLE SIDED. DO NOT PRINT GREEN LINES

FCC Warning Statement: Changes or modifications to this unit not expressly approved by the party responsible for compliance could void the user's authority to operate the equipment. This equipment has been tested and found to comply with the limits for a Class B digital device, pursuant to Part 15 of the FCC Rules. These limits are designed to provide reasonable protection against harmful interference in a residential installation. This equipment generates, uses and can radiate radio frequency energy and, if not installed and used in accordance with the instructions, may cause harmful interference to radio communications.

However, there is no guarantee that interference will not occur in a particular installation. If this equipment does cause harmful interference to radio or television reception, which can be determined by turning the equipment off and on, the user is encouraged to try to correct the interference by one or more of the following measures:

- Reorient or relocate the receiving antenna.
- Increase the separation between the equipment and receiver.
- Connect the equipment into an outlet on a circuit different from that to which the receiver is connected.
- Consult the dealer or an experienced radio/TV technician for help.

This device complies with Part 15 of the FCC Rules. Operation is subject to the following two conditions: (1) this device may not cause harmful interference, and (2) this device must accept any interference received, including interference that may cause undesired operation.

FCC Radiation Exposure Statement

The device has been evaluated to meet general RF exposure requirement. The device can be used in portable exposure condition without restriction.