

EXHIBIT 3**EXTERNAL PHOTOGRAPHS**

(Pursuant to FCC Part 2.1033(b)(7) and 2.1033(c)(12) and RSP 100 Annex C)

The following photographs are attached.


Exhibit

- | | | |
|----|-------------------------------------|----|
| 1. | Front view | 3A |
| 2. | Back view | 3B |
| 3. | Top view | 3C |
| 4. | Bottom View (FCC/IC label location) | 3D |
| 5. | Side view (Left) | 3E |
| 6. | Side view (Right) | 3F |
| 7. | Front View (Control Heads) | 3G |

Exhibit 3A - Front view




MTM5200 and MTM5400 (Desk Mount and Dash Mount)



MTM5200 and MTM5400 (Remote Mount and Motorcycle Mount)



MTM5200 and MTM5400 (Remote Mount, Motorcycle Mount and Data Mount)




MTM5500 (Remote Mount with Ethernet)

Exhibit 3B - Back view




MTM5200, MTM5400 & MTM5500 (Dash Mount, Desk Mount, Data Mount, Remote Mount, Motorcycle Mount and Remote Mount with Ethernet)

Exhibit 3C - Top View



MTM5200 and MTM5400 (Dash Mount, Desk Mount)



MTM5200, MTM5400 and MTM5500 (Data Mount, Remote Mount, Motorcycle Mount and Remote Mount with Ethernet)

Exhibit 3D - Bottom View (FCC/IC Label location)



MTM5200 and MTM5400 (Desk Mount and Dash Mount)



MTM5200, MTM5400 & MTM5500 (Data Mount, Remote Mount, Motorcycle Mount and Remote Mount with Ethernet)

Exhibit 3E - Side View (Left)



MTM5200 and MTM5400 (Desk Mount and Dash Mount)



MTM5200, MTM5400 & MTM5500 (Data Mount, Remote Mount,
Motorcycle Mount and Remote Mount with Ethernet)

Exhibit 3F - Side View (Right)



MTM5200 and MTM5400 (Desk Mount and Dash Mount)



MTM5200, MTM5400 & MTM5500 (Data Mount, Remote Mount,
Motorcycle Mount and Remote Mount with Ethernet)

Exhibit 3G - Front view (Control Heads)



MTM5200 and MTM5400 (Dash Mount, Desk Mount, Data Mount, Remote Mount, Motorcycle Mount)
Enhanced Control Head



MTM5500 (Remote Mount with Ethernet)
Telephone Style Control Head

***** END *****