



The electronic labels are as follows:





BiNavi

SN	8015300001
Model:	QW-BG02
Hardware Version:	1.00
Software Version:	1.00
Boot Version:	1.00
BLE Version:	1.00
GPS Version:	1.00
2025-03-20 20:30:00	

FCC ID:2AU4M-QW-BG02

IC: 32566-QWBG02

 R-R-QiW-QW-BG02

 220-JP7359



© 2025,OpenStreetMap contributors.

© 2025,(www.openstreetmap.org/copyright)

TSS™,IF™,and NP™are trademarks of TrainingPeaks,LLC.
www.trainingpeaks.com


© This product uses fonts from MiSans.

© This product uses fonts from DingTalk JinBuTi
Copyright © 2022 DingTalk.

© Copyright 2025 Wuhan Qiwu Technology Co., LTD. All rights reserved.

The operation instructions are as follows

1. Press the circle button (the button in the lower left corner) on the main page to enter the system menu



2. Select System Settings



3. Select "About" in the system settings



4. About the internal electronic label






BiNavi

SN	8015300001
Model:	QW-BG02
Hardware Version:	1.00
Software Version:	1.00
Boot Version:	1.00
BLE Version:	1.00
GPS Version:	1.00
2025-03-20 20:30:00	

FCC ID:2AU4M-QW-BG02

IC: 32566-QWBG02

 R-R-QiW-QW-BG02

  220-JP7359



© 2025,OpenStreeMap
contributors.

© 2025,(www.openstreemap.org/copyright)

TSS™,IF™,and NP™are trademarks
of TrainingPeaks,LLC.
www.trainingpeaks.com

© This product uses fonts from
MiSans.

© This product uses fonts from
DingTalk JinBuTi
Copyright © 2022 DingTalk.

© Copyright 2025 Wuhan Qiwu
Technology Co., LTD. All rights
reserved.