



APPENDIX H - SAR TEST SETUP PHOTOGRAPHS



BODY SAR TEST SETUP PHOTOGRAPHS
0.0 cm Separation Distance from Back of DUT to Planar Phantom



BODY SAR TEST SETUP PHOTOGRAPHS
0.0 cm Separation Distance from Right Side (Antenna Side) of DUT to Planar Phantom



BODY-WORN SAR TEST SETUP PHOTOGRAPHS
0.0 cm Separation Distance from Front of Carry Case to Planar Phantom
(Front Side of DUT facing Front of Carry Case & Planar Phantom)
With Nylon Carry Case (P/N: 54-0644-001) & Ear-Microphone (Model: JABRA)




BODY-WORN SAR TEST SETUP PHOTOGRAPHS
0.0 cm Separation Distance from Front of Carry Case to Planar Phantom
(Back Side of DUT facing Front of Carry Case & Planar Phantom)
With Nylon Carry Case (P/N: 54-0644-001) & Ear-Microphone (Model: JABRA)



BODY-WORN SAR TEST SETUP PHOTOGRAPHS

0.0 cm Separation Distance from Right Side of Carry Case to Planar Phantom
Right Side (Antenna Side) of DUT facing Planar Phantom - Front Side of DUT facing Front of Carry Case
With Nylon Carry Case (P/N: 54-0644-001) & Ear-Microphone (Model: JABRA)



BODY-WORN SAR TEST SETUP PHOTOGRAPHS

0.0 cm Separation Distance from Left Side of Carry Case to Planar Phantom
Right Side (Antenna Side) of DUT facing Planar Phantom - Back Side of DUT facing Front of Carry Case
With Nylon Carry Case (P/N: 54-0644-001) & Ear-Microphone (Model: JABRA)

