




## **Appendix II**


### **Setup Photographs**



**RADIATED RF MEASUREMENT SETUP (ABOVE 1 GHz)**  
**MEASUREMENT POSITION**




**MEASUREMENT POSITION (X axis)**






RADIATED RF MEASUREMENT SETUP (30MHz~1GHz)



POWERLINE CONDUCTED EMISSIONS MEASUREMENT SETUP





## RF CONDUCTED MEASUREMENT SETUP

