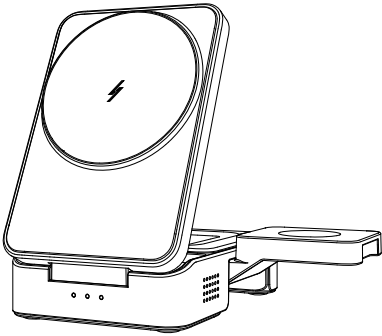


尺寸：60x90mm
材质：105G铜板纸
折叠：风琴折
正反面四色印刷

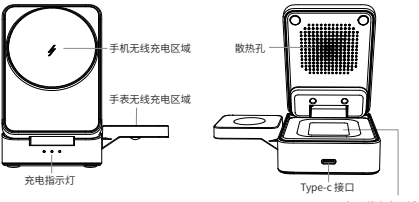
旅行三合一无线充电器
使用说明书



包 装

三合一桌面无线充*1
Type-C 充电线*1
说明书*1

功能组件



使用步骤

- 1.接通电源，给产品通电。
- 2.将手机/耳机/手表放到对应的充电位置，均正常充电。

LED 智能指示灯

- 1.上电提示：灯常亮5秒熄灭
- 2.待机提示：灭灯
- 3.充电提示：对应设备的指示灯常亮5秒灭灯
- 4.充满提示：灭灯
- 5.金属异物检测提示：对应设备指示灯闪烁

充电示意图



适用设备

- 1.智能手机：非磁吸手机，请增加引磁环后使用该产品
支持12/13/14/15系列磁吸充电和其他支持Qi协议的无线充电手机充电。
- 2.智能手表：
支持苹果
- 3.耳机：
支持苹果/三星等,支持Qi协议的耳机充电。

产品规格

输入：5V/3A，9V/2.22A,9V/3A， 输入接口：Type-C接口
12V/1.67A,12V/2.5A,QC3.0 ,PD 充电频率：115-205 kHz
手机输出：15W/10W/7.5W/5W 磁铁吸力：0.8 KG
手表输出：2.5 W 产品尺寸:92*64*34mm
耳机输出：3 W

注意事项

- 1.请勿过度挤压或碰撞设备。
- 2.请勿与带磁条或者芯片的磁卡（身份证、银行卡等）放置太近，避免造成磁卡失效。
- 3.请勿使用5V适配器充头,因功率不足会出现断充情况，请使用9V适配器供电。

保 修

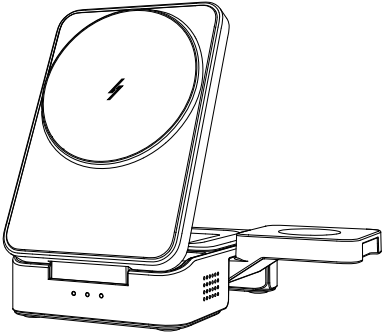
本产品三包有效期：自购买日起（以寄回的客户回执或购机发票日期为准），提供12个月保修服务，其它附件（如包装等）不属三包范围，产品外观为人为损坏，附件损失，不在三包之列。不在三包之内或超过三包期的产品，客户仍享受维修服务，但需要交纳维修工本费。

产品保修卡

型号：	
购买日期：	
经销商名称：	
购买商号：	
姓名：	电话：
地址：	
保修内容	保修日期

为了您的权益，请您认真填写，并妥善保管，作为维前凭证！
请勿擅自修改内容，否则视为作废。
本公司保留对该产品售后服务条例的最终解释权。

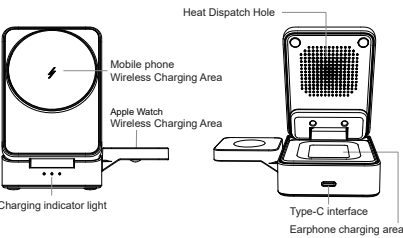
Travel 3-in-1 Wireless
Charger
USER MANUAL



Package

3 in 1 Desktop Wireless charger *1
Type-C charging cable *1
User Manual *1

Functional component



Use steps

1. Connect the power supply and power up the product.
2. Place the phone/ear-phone/watch in the corresponding charging position and charge it normally.

LED Intelligent indicator

1. Power on: the light stays on for 5 seconds and turn off
2. Standby: turn off the lights
3. Charging: The indicator light of the corresponding device remains on for 5 seconds and goes off
4. Full charge: turn off the lights
5. Metal foreign object detection: Corresponding device indicator light flashing

Charging diagram



Applicable Devices

- 1.Smartphone: For non-MagSafe phones, please use an extra magnetic ring or MagSafe case to use this product.
Support iPhone 12/13/14/15 series and other Qi phones
- 2.Smart Watch:
Apple Watch
- 3.Earphone:
Apple AirPods/ Samsung earbuds and others Qi compatible devices

Product specification

Input: 5V/3A，9V/2.22A,9V/3A,12V/1.67A,12V/2.5A,QC3.0 ,PD
Mobile output: 15W/10W/7.5W/5W
Watch output: 2.5 W
Earphone output: 3 W
Input interface: type-C interface
Charging frequency: 115-205 kHz
Magnetic attraction: 0.8 KG
Product size: 92*64*34mm

Caution

1. Do not over squeeze or collide with the equipment.
2. Please do not place it too close to the magnetic card (ID card, bank card, etc.) with magnetic stripe or chip to avoid magnetic card failure.
- 3.Do not use 5V adapter as insufficient power which may cause charging interruption. Please use 9V adapter for power supply.

Warranty

The three guarantee period of this product: from purchasing date (Prevail to the customer receipt date or invoice date), provide 12 months guarantee. product surface man-made damage,accessories missed are not include in this guarantee, repair service for the product is out of the guarantee period or not covered by warranty ,customer need to pay the repair charge.

Product Warranty Card

No.:	
Date of purchase:	
Dealer name	
Dealer:	
Name:	Telephone:
Address:	
Warranty content	Warranty date

For your rights and interests, please fill in carefully and keep it properly as a pre-maintenance voucher!
Do not modify the content without authorization, otherwise it will be deemed invalid.
The company reserves the final right to interpret the after-sales service regulations of the product.

This device complies with Part 15 of the FCC Rules. Operation is subject to the following two conditions: (1) this device may not cause harmful interference, and (2) this device must accept any interference received, including interference that may cause undesired operation

NOTE: This equipment has been tested and found to comply with the limits for a Class B digital device, pursuant to Part 15 of the FCC Rules. These limits are designed to provide reasonable protection against harmful interference in a residential installation. This equipment generates, uses and can radiate radio frequency energy and, if not installed and used in accordance with the instructions, may cause harmful interference to radio communications. However, there is no guarantee that interference will not occur in a particular installation.

If this equipment does cause harmful interference to radio or television reception, which can be determined by turning the equipment off and on, the user is encouraged to try to correct the interference by one or more of the following measures:

- Reorient or relocate the receiving antenna.
- Increase the separation between the equipment and receiver.
- Connect the equipment into an outlet on a circuit different from that to which the receiver is connected.
- Consult the dealer or an experienced radio/TV technician for help.

Warning: changes or modifications not expressly approved by the party responsible for compliance could void the user's authority to operate the equipment

Radiation Exposure Statement

This equipment complies with FCC radiation exposure limits set forth for an uncontrolled environment.

This equipment should be installed and operated with minimum distance 20cm between the radiator and your body.