

# EMI Test Report

Tested in accordance with  
Federal Communications Commission (FCC)  
Personal Communications Services  
CFR 47, Parts 2, 22, 24, 27  
IC RSS-130, 132, 133, 139 and RSS-GEN



**REPORT NO.:** RTS-6067-1505-13\_Rev1

**PRODUCT MODEL NO.:** RHR191LW (SQW100-4)  
**TYPE NAME:** BlackBerry® smartphone  
**FCC ID:** L6ARHR190LW  
**IC:** 2503A-RHR190LW


**EMISSION DESIGNATOR (GSM):** 245KGXW  
**EMISSION DESIGNATOR (EDGE):** 245KG7W  
**EMISSION DESIGNATOR (WCDMA):** 4M18F9W  
**EMISSION DESIGNATOR (LTE QPSK):** See details in Appendix  
**EMISSION DESIGNATOR (LTE 16QAM):** See details in Appendix

This report supersedes the report RTS-6067-1505-13 dated May 14, 2015

**DATE:** May 14, and June 18, 2015

RTS is accredited  
according to  
EN ISO/IEC 17025 by:



	EMC Test Report for the BlackBerry® smartphone Model RHR191LW (SQW100-4)	
<b>Test Report No.:</b> RTS-6067-1505-13	<b>Dates of Test:</b> March 31 to May 11, and June 18, 2015	<b>FCC ID:</b> L6ARHR190LW <b>IC:</b> 2503A-RHR190LW

### **Report Revision History:**

#### **Rev1:**

1. Editorial changes in the header.
2. Editorial changes in Summary of Results.
3. Updated LTE Band 5 ERP result.

### **Statement of Performance:**

The BlackBerry® smartphone, model RHR191LW (SQW100-4), part number CER-59662-001 Rev2-x08-02 and accessories when configured and operated per BlackBerry's operation instructions performs within the requirements of the test standards.

### **Declaration:**

We hereby certify that:

The test data reported herein is an accurate record of the performance of the sample(s) tested.

The test results are valid for the tested unit (s) only.

The test equipment used was suitable for the tests performed and within manufacturer's published specifications and operating parameters.

The test methods were consistent with the methods described in the relevant standards.

Documented by:


Reviewed by:

\_\_\_\_\_  
Winston Vernon  
Compliance Associate

\_\_\_\_\_  
Savtej S. Sandhu  
Compliance Specialist II (Regulatory)


Reviewed and Approved by:

\_\_\_\_\_  
Masud S. Attayi, P.Eng.  
Sr. Manager, Regulatory Certification & Compliance


	EMC Test Report for the BlackBerry® smartphone Model RHR191LW (SQW100-4)	
Test Report No.: RTS-6067-1505-13	Dates of Test: March 31 to May 11, and June 18, 2015	FCC ID: L6ARHR190LW IC: 2503A-RHR190LW

## Table of Contents

A. SCOPE .....	5
B. ASSOCIATED DOCUMENTS .....	5
C. PRODUCT IDENTIFICATION .....	6
D. SUPPORT EQUIPMENT USED FOR THE TESTING OF THE EUT .....	7
E. TEST RESULTS CHART .....	8
F. SUMMARY OF RESULTS.....	11
G. COMPLIANCE TEST EQUIPMENT USED .....	24
H. TEST SOFTWARE USED .....	25
APPENDIX 1A – GSM CONDUCTED RF EMISSIONS TEST DATA/PLOTS.....	26
APPENDIX 1B – GSM FREQUENCY STABILITY TEST DATA .....	44
APPENDIX 1C – GSM RADIATED EMISSIONS TEST DATA.....	56
APPENDIX 2A– WCDMA BAND II/IV/V CONDUCTED RF EMISSIONS TEST DATA.....	63
APPENDIX 2B – WCDMA BAND II/IV/V FREQUENCY STABILITY TEST DATA.....	90
APPENDIX 2C – WCDMA BAND II/IV/V RADIATED EMISSIONS TEST DATA .....	106
APPENDIX 3A– LTE BAND 2 CONDUCTED RF EMISSIONS TEST DATA/PLOTS .....	116
APPENDIX 3B – LTE BAND 2 FREQUENCY STABILITY TEST DATA .....	132
APPENDIX 3C – LTE BAND 2 RADIATED EMISSIONS TEST DATA .....	140
APPENDIX 4A– LTE BAND 5 CONDUCTED RF EMISSIONS TEST DATA/PLOTS .....	143
APPENDIX 4B – LTE BAND 5 FREQUENCY STABILITY TEST DATA .....	161
APPENDIX 4C – LTE BAND 5 RADIATED EMISSIONS TEST DATA .....	169
APPENDIX 5A– LTE BAND 4 CONDUCTED RF EMISSIONS TEST DATA/PLOTS .....	173
APPENDIX 5B – LTE BAND 4 FREQUENCY STABILITY TEST DATA .....	192
APPENDIX 5C – LTE BAND 4 RADIATED EMISSIONS TEST DATA .....	200
APPENDIX 6A– LTE BAND 13 CONDUCTED RF EMISSIONS TEST DATA/PLOTS .....	203

	EMC Test Report for the BlackBerry® smartphone Model RHR191LW (SQW100-4)	
Test Report No.: RTS-6067-1505-13	Dates of Test: March 31 to May 11, and June 18, 2015	FCC ID: L6ARHR190LW IC: 2503A-RHR190LW

APPENDIX 6B – LTE BAND 13 FREQUENCY STABILITY TEST DATA .....	213
APPENDIX 6C – LTE BAND 13 RADIATED EMISSIONS TEST DATA .....	221
APPENDIX 7A– LTE BAND 17 CONDUCTED RF EMISSIONS TEST DATA/PLOTS .....	224
APPENDIX 7B – LTE BAND 17 FREQUENCY STABILITY TEST DATA .....	239
APPENDIX 7C – LTE BAND 17 RADIATED EMISSIONS TEST DATA .....	247

	EMC Test Report for the BlackBerry® smartphone Model RHR191LW (SQW100-4)	
Test Report No.: RTS-6067-1505-13	Dates of Test: March 31 to May 11, and June 18, 2015	FCC ID: L6ARHR190LW IC: 2503A-RHR190LW


## A. Scope

This report details the results of compliance tests which were performed in accordance to the requirements of:

- FCC CFR 47 Part 2, Subpart J, Equipment Authorization Procedures, October, 2014.
- FCC CFR 47 Part 22, Subpart H, Cellular Radiotelephone Services, October, 2014.
- FCC CFR 47 Part 24, Subpart E, Broadband PCS, October, 2014.
- FCC CFR 47 Part 27, Subpart C, Technical Standards, October, 2014.
- Industry Canada, RSS-132 Issue 3, January 2013, Cellular Telephone Systems Operating in the Bands 824 – 849 MHz and 869 – 894 MHz
- Industry Canada, RSS-133 Issue 6, January 2013, 2 GHz Personal Communications Services.
- Industry Canada, RSS-GEN Issue 4, November 2014, General Requirements for Compliance of Radio Apparatus.
- Industry Canada, RSS-139 Issue 2, February 2009, Advanced Wireless Services Equipment Operating in the Bands 1710-1755 MHz and 2110-2155 MHz
- Industry Canada, RSS-130 Issue 1, October 2013, Mobile Broadband Services (MBS) Equipment Operating in the Frequency Bands 698-756 MHz and 777-787 MHz

## B. Associated Documents

1. RHR191LW-R158-HWD\_CER-59662-001-Rev2-x08-01
2. RHR191LW-R158-HWD\_CER-59662-001-Rev2-x08-02

	EMC Test Report for the BlackBerry® smartphone Model RHR191LW (SQW100-4)	
Test Report No.: RTS-6067-1505-13	Dates of Test: March 31 to May 11, and June 18, 2015	FCC ID: L6ARHR190LW IC: 2503A-RHR190LW

### C. Product Identification

Manufactured by BlackBerry Limited whose headquarters is located at:  
 2200 University Ave. E  
 Waterloo, Ontario  
 Canada, N2K 0A7  
 Phone: 519 888 7465  
 Fax: 519 888 7884


The equipment under test (EUT) was tested at the following locations:

BlackBerry RTS EMC test facilities

305 Phillip Street  
 Waterloo, Ontario  
 Canada, N2L 3W8  
 Phone: 519 888 7465  
 Fax: 519 888 6906

440 Phillip Street  
 Waterloo, Ontario,  
 Canada , N2L 5R9  
 Phone: 519 888 7465  
 Fax: 519 888 6906

The testing was performed from March 31 to May 11, and June 18, 2015.

	EMC Test Report for the BlackBerry® smartphone Model RHR191LW (SQW100-4)	
<b>Test Report No.:</b> RTS-6067-1505-13	<b>Dates of Test:</b> March 31 to May 11, and June 18, 2015	<b>FCC ID:</b> L6ARHR190LW <b>IC:</b> 2503A-RHR190LW

### BlackBerry® smartphone Samples Tested

Sample	Model	Hardware Information	S/N	Software Information
1	RHR191LW (SQW100-4)	CER-59662-001 Rev1-x08-00	1160685327	Software build: AAA728
2	RHR191LW (SQW100-4)	CER-59662-001 Rev1-x08-00	1160686597	Software build: AAA728
3	RHR191LW (SQW100-4)	CER-59662-001 Rev1-x08-00	1160692430	Software build: AAA728
4	RHR191LW (SQW100-4)	CER-59662-001 Rev1-x08-00	1160685324	Software build: AAA728
5	RHR191LW (SQW100-4)	CER-59662-001 Rev1-x08-00	1160693373	Software build: AAA728
6	RHR191LW (SQW100-4)	CER-59662-001 Rev1-x08-00	1160694539	Software build: AAA728
7	RHR191LW (SQW100-4)	CER-59662-001 Rev2-x08-02	1160703335	Software build: AAA728


RF Conducted Emissions testing was performed on samples 1, 2.  
Radiated Emissions testing was performed on samples 3, 4, 5, 6, 7.

The characteristics that may have been affected by the changes from Rev1-x08-00 to Rev2-x08-02 for RHR191LW were verified/re-tested.

For more details, refer to RHR191LW-R158-HWD\_CER-59662-001-Rev2-x08-01, and RHR191LW-R158-HWD\_CER-59662-001-Rev2-x08-02.

#### **D. Support Equipment Used for the Testing of the EUT**

No support equipment required; for list of equipment refer to section G, Compliance Test Equipment Used.


 EMC Test Report for the BlackBerry® smartphone Model RHR191LW (SQW100-4)		
<b>Test Report No.:</b> RTS-6067-1505-13	<b>Dates of Test:</b> March 31 to May 11, and June 18, 2015	<b>FCC ID:</b> L6ARHR190LW <b>IC:</b> 2503A-RHR190LW

## E. Test Results Chart


SPECIFICATION		TEST TYPE	RESULT	TEST DATA APPENDIX
FCC CFR 47	IC			
Part 2.1051 Part 2.1057 Part 22.917 Part 24.238	RSS-132, 5.5 RSS-133, 6.5	GSM850 / PCS1900 Conducted Spurious Emissions	Pass	1A
Part 2.202 Part 2.1049 Part 22.917 Part 24.238	RSS-GEN, 6.6	GSM 850 / PCS1900 Occupied Bandwidth and Band Edge	Pass	1A
Part 24.232 (d)	RSS-133, 6.4	PCS1900 Peak to Average Ratio measurements	Pass	1A
Part 22.913(a)(2) Part 24.232(b)(c)	RSS-132, 5.4 RSS-133, 6.4	GSM850 ERP PCS1900 EIRP	Pass	1C
Part 2.1053 Part 22.917 Part 24.238	RSS-132, 5.5 RSS-133, 6.5	GSM850 / PCS1900 Radiated Spurious/Harmonic Emissions	Pass	1C
Part 2.1049 Part 22.917 Part 24.238 Part 27.53(h)(1)	RSS-GEN, 6.6	WCDMA Band V/II/IV Occupied Bandwidth and Band Edge	Pass	2A
Part 24.232 (d) Part 27.50 (d)(5)	RSS-133, 6.4 RSS-139, 6.4	WCDMA Band II/IV Peak to Average Ratio measurements	Pass	2A
Part 2.1055(a)(d) Part 22.917 Part 24.235 Part 27.54	RSS-132, 5.3 RSS-133, 6.3 RSS-139, 6.3	WCDMA Band II/IV/V Frequency Stability vs. Temperature and Voltage	Pass	2B
Part 22.913(a)(2) Part 24.232(c) Part 27.50(d)(4)	RSS-132, 5.4 RSS-133, 6.4 RSS-139, 6.4	WCDMA Band V ERP WCDMA Band IV EIRP WCDMA Band II EIRP	Pass	2C
Part 22.917 Part 24.238 Part 27.53(h)	RSS-132, 5.5 RSS-133, 6.5 RSS-139, 6.5	WCDMA Band II/IV/V Radiated Spurious/Harmonic Emissions	Pass	2C
Part 2.1051 Part 24.238(a) Part 24.50 (d)	RSS-133, 6.5	LTE Band 2 Conducted Spurious Emissions	Pass	3A
Part 2.1049 Part 24.238	RSS-GEN, 6.6	LTE Band 2 Occupied Bandwidth and Band Edge	Pass	3A
Part 24.232 (d)	RSS-133, 6.4	LTE Band 2 Peak to Average Ratio measurements	Pass	3A
Part 2.1055(a)(d) Part 24.235	RSS-133, 6.3	LTE Band 2 Frequency Stability vs. Temperature and Voltage	Pass	3B

This report shall NOT be reproduced except in full without the written consent of BlackBerry RTS - A division of BlackBerry Limited.




			EMC Test Report for the BlackBerry® smartphone Model RHR191LW (SQW100-4)		
<b>Test Report No.:</b> RTS-6067-1505-13		<b>Dates of Test:</b> March 31 to May 11, and June 18, 2015		<b>FCC ID:</b> L6ARHR190LW <b>IC:</b> 2503A-RHR190LW	

Part 24.232(b)(c)	RSS-133, 6.4	LTE Band 2 EIRP	Pass	3C
Part 24.238	RSS-133, 6.5	LTE Band 2 Radiated Spurious/Harmonic Emissions	Pass	3C
Part 2.1051 Part 22.917	RSS-132, 5.5	LTE Band 5 Conducted Spurious Emissions	Pass	4A
Part 2.1049 Part 22.917	RSS-GEN, 6.6	LTE Band 5 Occupied Bandwidth and Band Edge	Pass	4A
Part 2.1055(a)(d) Part 22.917	RSS-132, 5.3	LTE Band 5 Frequency Stability vs. Temperature and Voltage	Pass	4B
Part 22.913(a)(2)	RSS-132, 5.4	LTE Band 5 ERP	Pass	4C
Part 22.917	RSS-132, 5.5	LTE Band 5 Radiated Spurious/Harmonic Emissions	Pass	4C
Part 2.1051 Part 27.53(h)	RSS-139, 6.5	LTE Band 4 Conducted Spurious Emissions	Pass	5A
Part 2.1049 Part 27.53(h)(1)	RSS-GEN, 6.6	LTE Band 4 Occupied Bandwidth and Band Edge	Pass	5A
Part 27.50 (d)(5)	RSS-139, 6.4	LTE Band 4 Peak to Average Ratio measurements	Pass	5A
Part 2.1055 Part 27.54	RSS-139, 6.3	LTE Band 4 Frequency Stability vs. Temperature and Voltage	Pass	5B
Part 2.1053 Part 27.50(d)(4)	RSS-139, 6.4	LTE Band 4 EIRP	Pass	5C
Part 2.1053 Part 27.53(h)	RSS-139, 6.5	LTE Band 4 Radiated Spurious/Harmonic Emissions	Pass	5C
Part 2.1051 Part 27.53(g)	RSS-130, 4.6	LTE Band 13 Conducted Spurious Emissions	Pass	6A
Part 2.1049 Part 27.53(g)	RSS-GEN, 6.6	LTE Band 13 Occupied Bandwidth and Band Edge	Pass	6A
Part 27.50 (5)(d)	RSS-130, 4.4	LTE Band 13 Peak to Average Ratio measurements	Pass	6A
Part 2.1055 Part 27.54	RSS-130, 4.3	LTE Band 13 Frequency Stability vs. Temperature and Voltage	Pass	6B

	EMC Test Report for the BlackBerry® smartphone Model RHR191LW (SQW100-4)	
<b>Test Report No.:</b> RTS-6067-1505-13	<b>Dates of Test:</b> March 31 to May 11, and June 18, 2015	<b>FCC ID:</b> L6ARHR190LW <b>IC:</b> 2503A-RHR190LW

Part 2.1053 Part 27.50(c)(9)	RSS-130, 4.4	LTE Band 13 ERP	Pass	6C
Part 2.1053 Part 27.53(g)	RSS-130, 4.6	LTE Band 13 Radiated Spurious/Harmonic Emissions	Pass	6C
Part 2.1051 Part 27.53(g)	RSS-130, 4.6	LTE Band 17 Conducted Spurious Emissions	Pass	7A
Part 2.1049 Part 27.53(g)	RSS-GEN, 6.6	LTE Band 17 Occupied Bandwidth and Band Edge	Pass	7A
Part 27.50 (5)(d)	RSS-130, 4.4	LTE Band 17 Peak to Average Ratio measurements	Pass	7A
Part 2.1055 Part 27.54	RSS-130, 4.3	LTE Band 17 Frequency Stability vs. Temperature and Voltage	Pass	7B
Part 2.1053 Part 27.50(c)(9)	RSS-130, 4.4	LTE Band 17 ERP	Pass	7C
Part 2.1053 Part 27.53(g)	RSS-130, 4.6	LTE Band 17 Radiated Spurious/Harmonic Emissions	Pass	7C

	EMC Test Report for the BlackBerry® smartphone Model RHR191LW (SQW100-4)	
Test Report No.: RTS-6067-1505-13	Dates of Test: March 31 to May 11, and June 18, 2015	FCC ID: L6ARHR190LW IC: 2503A-RHR190LW

## F.Summary of Results

### 1) Conducted RF Emission Measurements

- The BlackBerry® smartphone met the requirements of the Tx Conducted Spurious Emissions in the GSM850 as per 47 CFR 2.1051, CFR 22.917, CFR 22.901(d), RSS-132, 5.5 and RSS-133, 6.5. The EUT was measured on the low, middle and high channels. The frequency range investigated was from 30 MHz to 10 GHz.

See APPENDIX 1A for test data.

The BlackBerry® smartphone met the requirements of the Tx Conducted Spurious Emissions in the PCS1900 as per 47 CFR 2.1051, CFR 24.238(a) RSS-132, 5.5 and RSS-133, 6.5. The EUT was measured on the low, middle and high channels. The frequency range investigated was from 30 MHz to 20 GHz.

See APPENDIX 1A for test data

- The BlackBerry® smartphone met the requirements of the Occupied Bandwidth and band edge in the GSM850 as per 47 CFR 2.202, CFR 22.917 and RSS-GEN, 6.6. The EUT was measured in GSM and EDGE mode on the low, middle and high channels. The worst case occupied bandwidth was 245 kHz on all channels in CALL mode, and 245 kHz on middle channel in EDGE mode.


See APPENDIX 1A for test data.

The BlackBerry® smartphone met the requirements of the Occupied Bandwidth and band edge in the PCS1900 as per 47 CFR 2.202, CFR 24.238 and RSS-GEN, 6.6. The EUT was measured in GSM and EDGE mode on the low, middle and high channels. The worst case occupied bandwidth was 244.0 kHz on low and middle channel in CALL mode, and 245 kHz on the middle channel in EDGE mode.

See APPENDIX 1A for test data.

The BlackBerry® smartphone met the requirements of the Tx Peak to Average Ratio in the PCS1900 as per 47 CFR 24.232 (5)(d) and RSS-133,6.4. The EUT was measured on the low, middle and high channels The worst case Peak to Average Ratio was 9.79 dB on mid channel.

See APPENDIX 1A for test data

	EMC Test Report for the BlackBerry® smartphone Model RHR191LW (SQW100-4)	
Test Report No.: RTS-6067-1505-13	Dates of Test: March 31 to May 11, and June 18, 2015	FCC ID: L6ARHR190LW IC: 2503A-RHR190LW

- The BlackBerry® smartphone met the requirements of the Frequency Stability in the GSM850 as per 47 CFR 2.1055, CFR 22.917, RSS-132, 5.3 and RSS-133, 6.3. The EUT was measured in GSM850 mode on the low, middle and high channels. See APPENDIX 1B for test data.

The BlackBerry® smartphone met the requirements of the Frequency Stability in the PCS1900 as per 47 CFR 2.1055, CFR 24.235, RSS-132, 5.3 and RSS-133, 6.3. The EUT was measured in PCS1900 mode on the low, middle and high channels. See APPENDIX 1B for test data.


- The BlackBerry® smartphone met the requirements of the Tx Conducted Spurious Emissions in the WCDMA band V as per 47 CFR 2.1051, CFR 22.917, CFR 22.901(d), RSS-132, 5.5 and RSS-133, 6.5. The EUT was measured on the low, middle and high channels. The frequency range investigated was from 30 MHz to 10 GHz. See APPENDIX 2A for test data.

The BlackBerry® smartphone met the requirements of the Tx Conducted Spurious Emissions in the WCDMA band II as per 47 CFR 2.1051, CFR 24.238(a), RSS-132, 5.5 and RSS-133, 6.5. The EUT was measured on the low, middle and high channels. The frequency range investigated was from 30 MHz to 20 GHz. See APPENDIX 2A for test data

The EUT met the requirements of the Tx Conducted Spurious Emissions in the WCDMA Band IV as per 47 CFR 2.1051, CFR 27.53, RSS-132, 5.5 and RSS-133, 6.5. The EUT was measured on the low, middle and high channels. The frequency range investigated was from 30 MHz to 20 GHz. See APPENDIX 2A for test data

The BlackBerry® smartphone met the requirements of the Occupied Bandwidth and channel mask in the WCDMA band V as per 47 CFR 2.202, CFR 22.917 and RSS-GEN, 6.6. The EUT was measured in Voice and HSUPA mode on the low, middle and high channels. The worst case occupied bandwidth was 4.170 MHz on the low and middle channel in Loopback mode, and 4.180 MHz on the middle channel in HSUPA mode. See APPENDIX 2A for test data.

The BlackBerry® smartphone met the requirements of the Occupied Bandwidth and channel mask in the WCDMA band II as per 47 CFR 2.202, CFR 24.238 and RSS-GEN, 6.6. The EUT was measured in Voice and HSUPA mode on the low, middle and high channels. The worst case occupied bandwidth was 4.175 MHz on the high channel in Loopback mode, and 4.175 MHz on the high channel in HSUPA mode. See APPENDIX 2A for test data.

	EMC Test Report for the BlackBerry® smartphone Model RHR191LW (SQW100-4)	
Test Report No.: RTS-6067-1505-13	Dates of Test: March 31 to May 11, and June 18, 2015	FCC ID: L6ARHR190LW IC: 2503A-RHR190LW

The BlackBerry® smartphone met the requirements of the Occupied Bandwidth and channel mask in the WCDMA band IV as per 47 CFR 2.1051, CFR 27.53 and RSS-GEN, 6.6. The EUT was measured in Voice and HSUPA mode on the low, middle and high channels. The worst case occupied bandwidth was 4.175 MHz on the low channel in Loopback mode, and 4.175 MHz on the middle channel in HSUPA mode.

See APPENDIX 2A for test data.

The BlackBerry® smartphone met the requirements of the Tx Peak to Average Ratio in the WCDMA Band II as per 47 CFR Part 27.50 (d)(5) and RSS-139, 6.4. The EUT was measured on the low, middle and high channels. The worst case Peak to Average Ratio was 7.17 dB on middle channel.

See APPENDIX 2A for test data

The BlackBerry® smartphone met the requirements of the Tx Peak to Average Ratio in the WCDMA Band IV as per 47 CFR 24.232 (5)(d) and RSS-139, 6.4. The EUT was measured on the low, middle and high channels. The worst case Peak to Average Ratio was 6.99 dB on high channel.

See APPENDIX 2A for test data

- The BlackBerry® smartphone met the requirements of the Frequency Stability in the WCDMA band V as per 47 CFR 2.1055, RSS-132, 5.3 and RSS-133, 6.3. The EUT was measured in WCDMA band V mode on the low, middle and high channels.

See APPENDIX 2B for test data.


The BlackBerry® smartphone met the requirements of the Frequency Stability in the WCDMA band II as per 47 CFR 2.1055, CFR 24.235, RSS-132, 5.3 and RSS-133, 6.3, . The EUT was measured in WCDMA band II mode on the low, middle and high channels.

See APPENDIX 2B for test data.

The EUT met the requirements of the Frequency Stability in the WCDMA Band IV as per 47 CFR 2.1055, CFR 27.54 and RSS-139, 6.3. The EUT was measured in WCDMA Band IV mode on the low, middle and high channels.

See APPENDIX 2B for test data.

- The BlackBerry® smartphone met the requirements of the Tx Conducted Spurious Emissions in the LTE Band 2 as per 47 CFR 2.1051, CFR 24.238, CFR 24.50(d), RSS-133, 6.5. The EUT was measured on the low, middle and high channels in all bandwidths for LTE Band 2 with both QPSK and 16-QAM

	EMC Test Report for the BlackBerry® smartphone Model RHR191LW (SQW100-4)	
Test Report No.: RTS-6067-1505-13	Dates of Test: March 31 to May 11, and June 18, 2015	FCC ID: L6ARHR190LW IC: 2503A-RHR190LW

modulations. Resource Block allocations 100, 50, 25, 6, 3 and 1 were tested. The frequency range investigated was from 30 MHz to 20 GHz.

See APPENDIX 3A for test data.

The BlackBerry® smartphone met the requirements of the Occupied Bandwidth and Band Edge in the LTE Band 2 as per 47 CFR 2.202, CFR 24.238 and RSS-GEN, 6.6. The EUT was measured on the low, middle and high channels in all bandwidth and both modulations. Resource Block allocations 100, 75, 50, 25, 15 and 6 were tested. The worst case occupied bandwidth was 17.88 MHz on the middle and high channel in 20MHz BW, RB allocation 100 and QPSK modulation.

See Appendix 3A for test data

The BlackBerry® smartphone met the requirements of the Tx Peak to Average Ratio in the LTE Band 2 as per 47 CFR 24.232 (5)(d) and RSS-133, 6.4. The EUT was measured on the low, middle and high channels in all bandwidths with both modulations QPSK and 16-QAM. RB allocations 100, 50, 25, 6 and 3 were tested. The worst case Peak to Average Ratio was 10.70 dB on mid channel in 10MHz bandwidth with RB allocation 50.

See APPENDIX 3A for test data

The BlackBerry® smartphone met the requirements of the Frequency Stability in the LTE Band 2 as per 47 CFR 2.1055, CFR 24.235 and RSS-133, 6.3. The EUT was measured in LTE Band 2 mode on the low, middle and high channels in 20MHz BW with RB allocation 100 and QPSK modulation.

See APPENDIX 3B for test data.


- The BlackBerry® smartphone met the requirements of the Tx Conducted Spurious Emissions in the LTE Band 5 as per 47 CFR 2.1051, CFR 22.917, CFR 22.901(d), RSS-132, 5.5. The EUT was measured on the low, middle and high channels in all bandwidths for LTE Band 5 with QPSK and 16-QAM modulations. Resource Block allocations 50, 25, 15, 6, 3 and 1 were tested. The frequency range investigated was from 30 MHz to 10 GHz.

See APPENDIX 4A for test data.

The BlackBerry® smartphone met the requirements of the Occupied Bandwidth and Band Edge in the LTE Band 5 as per 47 CFR 2.202, CFR 22.917 and RSS-GEN, 6.6. The EUT was measured on the low, middle and high channels in 1.4MHz, 3MHz, and 5MHz and 10MHz bandwidths for LTE Band 5 with QPSK and 16-QAM modulations. Resource Block allocations 50, 25, 15 and 6 were tested. The worst case occupied bandwidth was 8.99 MHz on the high channel in 10MHz BW, RB allocation 50 and 16QAM modulation.

See APPENDIX 4A for test data.



	EMC Test Report for the BlackBerry® smartphone Model RHR191LW (SQW100-4)	
Test Report No.: RTS-6067-1505-13	Dates of Test: March 31 to May 11, and June 18, 2015	FCC ID: L6ARHR190LW IC: 2503A-RHR190LW

The BlackBerry® smartphone met the requirements of the Frequency Stability in the LTE Band 5 as per 47 CFR 2.1055, CFR 22.917 and RSS-132, 5.3. The EUT was measured on the low, middle and high channels in all bandwidths for LTE Band 5 with QPSK and 16-QAM modulations. RB allocation 100 was tested. See APPENDIX 4B for test data.


- The BlackBerry® smartphone met the requirements of the Tx Conducted Spurious Emissions in the LTE Band 4 as per 47 CFR 2.1051, CFR 27.53 and RSS-139, 6.5. The EUT was measured on the low, middle and high channels in all bandwidths for LTE Band 4 with QPSK and 16-QAM modulations. Resource Block allocations 100, 50, 25, 6, 3 and 1 were tested. The frequency range investigated was from 30 MHz to 20 GHz.

The BlackBerry® smartphone met the requirements of the Occupied Bandwidth and Band Edge in the LTE Band 4 as per 47 CFR 2.1049, CFR 27.53 and RSS-GEN, 6.6. The EUT was measured on the low, middle and high channels in all bandwidths and both modulations. Resource Block allocations 100, 75, 50, 15 and 6 were tested. The worst case occupied bandwidth was 17.88 MHz on the all channels in 20MHz BW, RB allocation 100 and QPSK modulation. See Appendix 5A for test data

The BlackBerry® smartphone met the requirements of the Tx Peak to Average Ratio in the LTE Band 4 as per 47 CFR 27.50 (5)(d) and RSS-139, 6.4. The EUT was measured on the low, middle and high channels in all bandwidths for LTE Band 4 with QPSK and 16-QAM modulations. RB allocations 100,50,25,6 and 3 were tested. The worst case Peak to Average Ratio was 9.96 dB on middle channel in 10MHz bandwidth with RB allocation 50. See APPENDIX 5A for test data

The BlackBerry® smartphone met the requirements of the Frequency Stability in the LTE Band 4 as per 47 CFR 2.1055, CFR 27.54 and RSS-139, 6.3. The EUT was measured in LTE Band 4 mode on the low, middle and high channels in 20MHz BW with RB allocation 100 and QPSK modulation. See APPENDIX 5B for test data.

- The BlackBerry® smartphone met the requirements of the Tx Conducted Spurious Emissions in the LTE Band 13 as per 47 CFR 2.1051, CFR 27.53 and RSS-140, 4.6. The EUT was measured on the low, middle and high channels in 5MHz and 10MHz, bandwidths for LTE Band 13 with QPSK and 16-QAM modulations. Resource Block Allocations 100, 50, 25 and 1 were tested. The frequency range investigated was from 30 MHz to 20 GHz. See Appendix 6A for test data

	EMC Test Report for the BlackBerry® smartphone Model RHR191LW (SQW100-4)	
Test Report No.: RTS-6067-1505-13	Dates of Test: March 31 to May 11, and June 18, 2015	FCC ID: L6ARHR190LW IC: 2503A-RHR190LW

The BlackBerry® smartphone met the requirements of the Occupied Bandwidth and Band Edge in the LTE Band 13 as per 47 CFR 2.1049, CFR 27.53 and RSS-GEN, 6.6. The EUT was measured on the low, middle and high channels. Resource Block allocations 50 and 25 were tested. The worst case occupied bandwidth was 8.966 MHz on the middle channel in 10MHz BW, RB allocation 50 and QPSK modulation.

See Appendix 6A for test data

The BlackBerry® smartphone met the requirements of the Tx Peak to Average Ratio in the LTE Band 13 as per 47 CFR 27.50 (5)(d). The EUT was measured on the low, middle and high channels in 5MHz and 10MHz bandwidths for LTE Band 13 with QPSK and 16-QAM modulations. Resource Block allocation 50, 25 and 15 were tested. The worst case Peak to Average Ratio was 9.70 dB on middle channel in 10MHz bandwidth with RB allocation 25.

See APPENDIX 6A for test data

The BlackBerry® smartphone met the requirements of the Frequency Stability in the LTE Band 13 as per 47 CFR 2.1055, CFR 27.54 and RSS-GEN, 4.3. The EUT was measured in LTE Band 13 mode on the low, middle and high channels in 20MHz BW with RB allocation 100 and QPSK modulation.

See APPENDIX 6B for test data.

- The BlackBerry® smartphone met the requirements of the Tx Conducted Spurious Emissions in the LTE Band 17 as per 47 CFR 2.1051, CFR 27.53, and RSS-130, 4.6. The EUT was measured on the low, middle and high channels in 5MHz and 10MHz, bandwidths for LTE Band 17 with QPSK and 16-QAM modulations. Resource Block Allocations 100, 50, 25 and 1 were tested. The frequency range investigated was from 30 MHz to 20 GHz.

See Appendix 7A for test data


The BlackBerry® smartphone met the requirements of the Occupied Bandwidth and Band Edge in the LTE Band 17 as per 47 CFR 2.1049, CFR 27.53 and RSS-GEN6.6. The EUT was measured on the low, middle and high channels. The worst case occupied bandwidth was 8.990MHz on the low channel in 10MHz BW, RB allocation 50 and QPSK modulation.

See Appendix 7A for test data


The BlackBerry® smartphone met the requirements of the Tx Peak to Average Ratio in the LTE Band 17 as per 47 CFR 27.50 (5)(d). The EUT was measured on the low, middle and high channels in 5MHz and 10MHz bandwidths for LTE Band 17 with QPSK and 16-QAM modulations. Resource Block allocations 50, 25 and 15 were tested. The worst case Peak to Average Ratio was 9.93 dB on middle channel in 10MHz bandwidth with RB allocation 50.

See APPENDIX 7A for test data



	EMC Test Report for the BlackBerry® smartphone Model RHR191LW (SQW100-4)	
Test Report No.: RTS-6067-1505-13	Dates of Test: March 31 to May 11, and June 18, 2015	FCC ID: L6ARHR190LW IC: 2503A-RHR190LW

The BlackBerry® smartphone met the requirements of the Frequency Stability in the LTE Band 17 as per 47 CFR 2.1055, CFR 27.54 and RSS-130,4.3. The EUT was measured in LTE Band 17 mode on the low, middle and high channels in 20MHz BW with RB allocation 100 and QPSK modulation.  
See APPENDIX 7B for test data.

	EMC Test Report for the BlackBerry® smartphone Model RHR191LW (SQW100-4)	
Test Report No.: RTS-6067-1505-13	Dates of Test: March 31 to May 11, and June 18, 2015	FCC ID: L6ARHR190LW IC: 2503A-RHR190LW


## 2) Radiated Emission Measurements

The radiated spurious emissions/harmonics and ERP/EIRP were measured for GSM 850 and PCS 1900. The results are within the limits. The BlackBerry® smartphone was placed on a nonconductive styrofoam table, 80 cm high that was positioned on a remotely controlled turntable. The test distance used between the BlackBerry® smartphone and the receiving antenna was three meters. Then the emissions were maximized by elevating the antenna in the range of 1 to 4 meters. The turntable was rotated to determine the azimuth of the peak emissions. Both the horizontal and vertical polarizations of the emissions were measured. The maximum emissions level was recorded. The BlackBerry® smartphone was then substituted with an antenna placed in the same location as the BlackBerry® smartphone. A Dipole antenna was used for the ERP measurements and a Horn antenna was used for EIRP measurements. The substitution antenna was connected into a signal generator that was set to the test frequency.

The emissions were maximized by elevating the antenna in the range of 1 to 4 meters. The signal generator output was then adjusted to match the BlackBerry® smartphone output reading. The signal generator output was recorded.

The following measurements were done in a semi-anechoic chamber (SAC) below 1 GHz and a modified Semi-anechoic Chamber (Mod SAC) with floor absorber above 1 GHz. The SAC's FCC registration number is **778487** and the Industry Canada (IC) file number is **2503B-1**. The modified SAC with floor absorber's FCC registration number is **959115** and the IC file number is **2503C-1**. The BlackBerry® smartphone was measured on the low, middle and high channels.

- a) The radiated spurious emissions/harmonics and ERP/EIRP were measured for GSM 850 and PCS 1900. The results are within the limits.
  - The highest ERP in the 850 band Call mode measured was 30.39 dBm (1.09 W) at 824.20 MHz (channel 128)
  - The highest ERP in the 850 band EDGE mode measured was 27.66 dBm (0.58 W) at 848.80 MHz (channel 251).
  - The highest EIRP in the PCS band Call mode measured was 29.97 dBm (0.99 W) at 1850.20 MHz (channel 512).
  - The highest EIRP in the PCS band EDGE mode measured was 28.63 dBm (0.73 W) at 1850.20 MHz (channel 512).

	EMC Test Report for the BlackBerry® smartphone Model RHR191LW (SQW100-4)	
Test Report No.: RTS-6067-1505-13	Dates of Test: March 31 to May 11, and June 18, 2015	FCC ID: L6ARHR190LW IC: 2503A-RHR190LW

The radiated spurious emission and carrier harmonics were measured up to the 10<sup>th</sup> harmonic for low, middle, and high channels in the GSM 850 and PCS 1900. Each band was measured in CALL and EDGE modes, with both the horizontal and vertical polarizations.


- The worst margin was 19.7 dB below the limit at 2509.72 MHz in Call mode in band GSM850.
- All margins in the GSM850 for harmonic emissions were at least 25 dB below the limit for all test frequencies in EDGE mode.
- All margins in the PCS1900 for harmonic emissions were at least 25 dB below the limit for all test frequencies in CALL mode.
- All margins in the PCS1900 for harmonic emissions were at least 25 dB below the limit for all test frequencies in EDGE mode.

See Appendix 1C for test data.

b) The radiated spurious emissions/harmonics and ERP/EIRP were measured for WCDMA Band II/IV/V.

- The highest ERP in the WCDMA band V, Call Service mode was 25.41 dBm (0.35 W) at 846.60 MHz (channel 4233).
- The highest ERP in the WCDMA band V, HSUPA mode was 23.59 dBm (0.23 W) at 846.60 MHz (channel 4233).
- The highest EIRP in the WCDMA band II, Call Service mode measured was 26.29 dBm (0.43 W) at 1852.4 MHz (channel 9262).
- The highest EIRP in the WCDMA band II, HSUPA mode measured was 24.00 dBm (0.25 W) at 1852.4 MHz (channel 9262).
- The highest EIRP in the WCDMA band IV, Call Service mode measured was 24.07 dBm (0.26 W) at 1712.4 MHz (channel 1312).
- The highest EIRP in the WCDMA band IV, HSUPA mode measured was 22.21 dBm (0.17 W) at 1712.4 MHz (channel 1312).

The radiated spurious emissions and harmonics were measured up to the 10<sup>th</sup> harmonic for low, middle and high channels in the WCDMA Band V, WCDMA Band II, and WCDMA Band IV. Each band was measured in Call, and HSUPA modes. Both the horizontal and vertical polarizations were measured.

	EMC Test Report for the BlackBerry® smartphone Model RHR191LW (SQW100-4)	
Test Report No.: RTS-6067-1505-13	Dates of Test: March 31 to May 11, and June 18, 2015	FCC ID: L6ARHR190LW IC: 2503A-RHR190LW

- All margins in the WCDMA Band V for harmonic emissions were at least 25 dB below the limit for all test frequencies.
- All margins in the WCDMA Band II for harmonic emissions were at least 25 dB below the limit for all test frequencies.
- All margins in the WCDMA Band IV for harmonic emissions were at least 25 dB below the limit for all test frequencies.

See Appendix 2C for test data.

- c) The radiated spurious emissions/harmonics and ERP were measured for LTE Band 2.

The EUT was measured on the low, middle and high channels in 20MHz bandwidths for LTE Band 2 with QPSK and 16-QAM modulations. Resource Block Allocation 1 was measured.

- The highest EIRP in the LTE Band 2 measured was 23.83 dBm (0.24 W) at 1860.00 MHz (channel 18700) in 20 MHz BW, RB allocation 1 and QPSK modulation and
- The highest EIRP in the LTE Band 2 measured was 22.56 dBm (0.18 W) at 1860.00 MHz (channel 18700) in 20 MHz BW, RB allocation 1 and 16-QAM modulation.


The radiated spurious emissions and harmonics were measured up to the 10<sup>th</sup> harmonic. The EUT was measured on the low, middle and high channels in the worst bandwidth 15MHz bandwidth for LTE Band 2 with QPSK and 16-QAM modulations as per conducted power. Resource Block Allocation 1 was measured.

- All margins in the LTE Band 2 for harmonic emissions were at least 25 dB below the limit for all test frequencies.

See Appendix 3C for test data.

- d) The radiated spurious emissions/harmonics and ERP were measured for LTE Band 5.

The EUT was measured on the low, middle and high channels in 3 and 10 MHz bandwidth for LTE Band 5 with QPSK and 16-QAM modulations. Resource Block Allocation 1 was measured.

	EMC Test Report for the BlackBerry® smartphone Model RHR191LW (SQW100-4)	
Test Report No.: RTS-6067-1505-13	Dates of Test: March 31 to May 11, and June 18, 2015	FCC ID: L6ARHR190LW IC: 2503A-RHR190LW

- The highest EIRP in the LTE Band 5 measured was 23.38 dBm (0.22 W) at 847.5 MHz (channel 20643) in 3 MHz BW, 1 RB and QPSK modulation.
- The highest EIRP in the LTE Band 5 measured was 22.47dBm (0.18 W) at 84.5 MHz (channel 205634) in 3 MHz BW, 1 RB and 16-QAM modulation.

The radiated spurious emission and harmonics were measured up to the 10<sup>th</sup> harmonic. The EUT was measured on the low, middle and high channels in the worst bandwidth 3MHz bandwidths for LTE Band 5 with QPSK and 16-QAM modulations as per conducted power. Resource Block Allocation 1 was measured.

- All margins in the LTE Band 5 for harmonic emissions were at least 25 dB below the accepted limits for all test frequencies.

See Appendix 4C for test data.

- e) The radiated spurious emissions/harmonics and ERP were measured for LTE Band 4.

The EUT was measured on the low, middle and high channels in 1.4MHz, 5MHz and 20MHz bandwidths for LTE Band 4 with QPSK and 16-QAM modulations. Resource Block Allocation 1 was measured.


- The highest EIRP in the LTE Band 4 measured was 24.37 dBm (0.27 W) at 1720.00 MHz (channel 20050) in 20MHz BW, RB allocation 1 and QPSK modulation.
- The highest EIRP in the LTE Band 4 measured was 24.00 dBm (0.25 W) at 1720.00 MHz (channel 20050) in 20MHz BW, RB allocation 1 and 16-QAM modulation.

The radiated spurious emission and harmonics were measured up to the 10<sup>th</sup> harmonic. The EUT was measured on the low, middle and high channels in the worst bandwidth 5MHz bandwidth for LTE Band 4 with QPSK and 16-QAM modulations as per conducted power. Resource Block Allocation 1 was measured

- All margins in the LTE Band 4 for harmonic emissions were at least 25 dB below the limit for all test frequencies.

See Appendix 5C for test data.

- f) The radiated spurious emissions/harmonics and ERP were measured for LTE Band 13.

	EMC Test Report for the BlackBerry® smartphone Model RHR191LW (SQW100-4)	
Test Report No.: RTS-6067-1505-13	Dates of Test: March 31 to May 11, and June 18, 2015	FCC ID: L6ARHR190LW IC: 2503A-RHR190LW

The EUT was measured on the low, middle and high channels in 5MHz and 10MHz bandwidths for LTE band 13 with QPSK and 16-QAM modulations. Resource Block Allocation 25 was measured.

- The highest EIRP in the LTE band 13 measured was 23.11 dBm (0.20 W) at 784.40 MHz (channel 23254) in 5MHz BW, 25 RB and QPSK modulation.
- The highest EIRP in the LTE band 13 measured was 22.41 dBm (0.17 W) at 784.40 MHz (channel 23254) in 5MHz BW, 25 RB and 16-QAM modulation.

The radiated spurious emission and harmonics were measured up to the 10<sup>th</sup> harmonic. The EUT was measured on the low, middle and high channels in the worst bandwidth 10MHz bandwidth for LTE Band 13 with QPSK and 16-QAM modulations as per conducted power. Resource Block Allocation 25 was measured

- All margins in the LTE Band 13 for harmonic emissions were at least 25 dB below the limit for all test frequencies.

See Appendix 6C for test data.

- g) The radiated spurious emissions/harmonics and ERP were measured for LTE Band 17.


The EUT was measured on the low, middle and high channels in 5MHz and 10 MHz bandwidths for LTE band 17 with QPSK and 16-QAM modulations. Block Allocation 1 was measured.

- The highest EIRP in the LTE band 17 measured was 17.36 dBm (0.05 W) at 709.00 MHz (channel 23780) in 10MHz BW, RB allocation 1 and QPSK modulation.
- The highest EIRP in the LTE band 17 measured was 16.62 dBm (0.05 W) at 709.00 MHz (channel 23780) in 10MHz BW, RB allocation 1 and 16-QAM modulation.

The radiated spurious emission and harmonics were measured up to the 10<sup>th</sup> harmonic. The EUT was measured on the low, middle and high channels in the worst bandwidth 10 MHz bandwidth for LTE Band 17 with QPSK and 16-QAM modulations as per conducted power. Resource Block Allocation 1 was measured.

- All margins in the LTE Band 17 for harmonic emissions were at least 25 dB below the limit for all test frequencies.

See Appendix 7C for test data.

	EMC Test Report for the BlackBerry® smartphone Model RHR191LW (SQW100-4)	
Test Report No.: RTS-6067-1505-13	Dates of Test: March 31 to May 11, and June 18, 2015	FCC ID: L6ARHR190LW IC: 2503A-RHR190LW

### 3) Co-Location Radiated Measurements

The radiated emissions were measured up to 18 GHz for middle channels for simultaneous transmission in the following test configuration combinations:

- GSM 850 + Bluetooth(DH5) + 802.11b
- PCS 1900 + Bluetooth(2DH5) + 802.11ac
- WCDMA Band II + Bluetooth(3DH5)+ 802.11n(2.4GHz).
- WCDMA Band IV + Bluetooth(DH5) + 802.11b
- WCDMA Band V + Bluetooth(DH5) + 802.11a
- LTE B2 + Bluetooth(2DH5) + 802.11b
- LTE B4 + Bluetooth(3DH5) + 802.11g
- LTE B5 + Bluetooth(DH5) + 802.11n(2.4GHz)
- LTE B13 + Bluetooth(3DH5) + 802.11n(2.4GHz)
- LTE B17 + Bluetooth(DH5) + 802.11a


Both the horizontal and vertical polarizations were measured. The emissions due to different simultaneous transmission did not increase the amplitude of any emissions nor did it produce any new inter-modulation products as a result of mixing.

#### **Sample Calculation:**

Corrected Signal level (CSL) is calculated as follows:

CSL (dBm) = Measured Level (dBμV) – Antenna Gain (dBi) + Free Space loss (dB) – 107(dB) + Cable Loss (dB) - Preamp (dB) + Filter Loss (dB) -2.15(dB)


#### **Measurement Uncertainty ±4.3 dB**

	EMC Test Report for the BlackBerry® smartphone Model RHR191LW (SQW100-4)	
<b>Test Report No.:</b> RTS-6067-1505-13	<b>Dates of Test:</b> March 31 to May 11, and June 18, 2015	<b>FCC ID:</b> L6ARHR190LW <b>IC:</b> 2503A-RHR190LW

## G. Compliance Test Equipment Used

<u>UNIT</u>	<u>MANUFACTURER</u>	<u>MODEL</u>	<u>SERIAL NUMBER</u>	<u>CAL DUE DATE</u> (YY MM DD)	<u>USE</u>
Preamplifier	Sonoma	310N/11909A	185831	15-10-16	Radiated Emissions
Preamplifier system	TDK RF Solutions	PA-02	080010	15-10-16	Radiated Emissions
Preamplifier	Rohde & Schwarz	TS-ANA4-SP	001	15-10-23	Radiated Emissions
Preamplifier	Rohde & Schwarz	TS-ANA-SP	001	15-10-23	Radiated Emissions
Hybrid Log Antenna	EMC Automation	HLP-3003C	017301	16-08-13	Radiated Emissions
Horn Antenna	CMT	LHA0180	R52734-001	16-03-31	Radiated Emissions
Horn Antenna	Emco	3117	47563	15-08-07	Radiated Emissions
Horn Antenna	ETS	3116	2538	16-09-29	Radiated Emissions
Dipole Antenna	Schwarzbeck	UHAP	974	16-11-27	Radiated Emissions
Universal Radio Communication Tester	Rohde & Schwarz	CMU 200	837493/073	15-11-24	Radiated Emissions
Universal Radio Communication Tester	Rohde & Schwarz	CMU 200	112394	15-11-25	Radiated Emissions
Universal Radio Communication Tester	Rohde & Schwarz	CMU 200	109747	15-11-25	RF Conducted Emissions
EMI Receiver	Rohde & Schwarz	ESIB-40	100255	15-12-11	Radiated Emissions
EMI Receiver	Rohde & Schwarz	ESU-40	100162	15-12-08	Radiated Emissions
Environment Monitor	Omega	iTHX-SD	0380561	16-11-15	Radiated Emissions
Environment Monitor	Omega	iTHX-SD	0340060	16-11-15	RF Conducted Emissions
Environment Monitor	Omega	iTHX-SD	0380567	16-11-15	Radiated Emissions



	EMC Test Report for the BlackBerry® smartphone Model RHR191LW (SQW100-4)	
<b>Test Report No.:</b> RTS-6067-1505-13	<b>Dates of Test:</b> March 31 to May 11, and June 18, 2015	<b>FCC ID:</b> L6ARHR190LW <b>IC:</b> 2503A-RHR190LW

### Compliance Test Equipment Used cont'd

<u>UNIT</u>	<u>MANUFACTURER</u>	<u>MODEL</u>	<u>SERIAL NUMBER</u>	<u>CAL DUE DATE</u> (YY MM DD)	<u>USE</u>
Universal Radio Communication Tester	Rohde & Schwarz	CMW500	101469	15-12-09	Radiated /RF Conducted Emission
Universal Radio Communication Tester	Rohde & Schwarz	CMW500	109949	15-12-07	Radiated /RF Conducted Emission
Signal Generator	Agilent	E8257D	MY45140527	15-12-10	Radiated Emissions
Signal Generator	Agilent	83630B	3844A00927	15-11-23	Radiated Emissions
Spectrum Analyzer	Rohde & Schwarz	FSV	101820	15-11-21	RF Conducted Emissions
Spectrum Analyzer	Rohde & Schwarz	FSP	100884	15-11-21	RF Conducted Emissions

### H. Test Software used

<u>SOFTWARE</u>	<u>COMPANY</u>	<u>VERSION</u>	<u>USE</u>
EMC32	Rohde & Schwarz	8.53.0	Radiated Emissions
TDK Standard Emission Test	TDK RF Solutions	8.53.1.62	Radiated Emissions

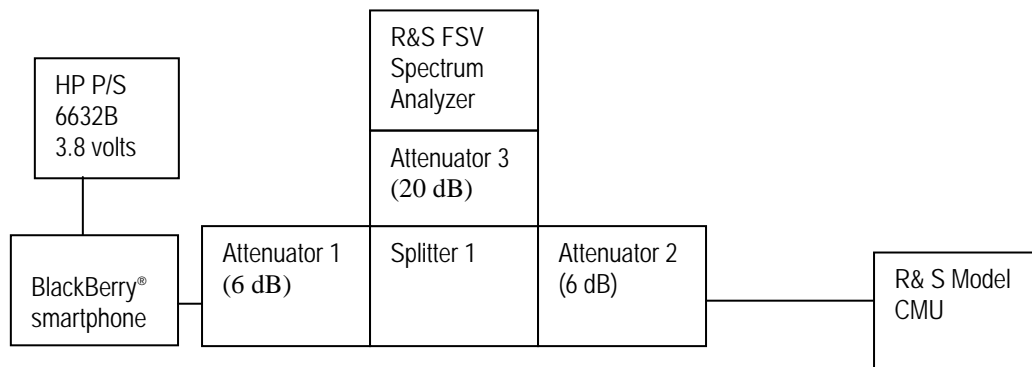
## APPENDIX 1A – GSM CONDUCTED RF EMISSIONS TEST DATA/PLOTS

<b>BlackBerry</b>	EMC Test Report for the BlackBerry® smartphone Model RHR191LW (SQW100-4) <b>APPENDIX 1A</b>	
<b>Test Report No.:</b> RTS-6067-1505-13	<b>Dates of Test:</b> March 31 to May 11, and June 18, 2015	<b>FCC ID:</b> L6ARHR190LW <b>IC:</b> 2503A-RHR190LW

### GSM Conducted RF Emission Test Data

This appendix contains measurement data pertaining to conducted spurious emissions, –26 dBc bandwidth, 99% power bandwidth and the channel mask on BlackBerry® smartphone.

#### Test Setup Diagram




A reference offset of 31.4 dB was applied to the spectrum analyzer reference level for the attenuators and coaxial cable loss in the test circuit.

<u>UNIT</u>	<u>MANUFACTURER</u>	<u>MODEL</u>	<u>SERIAL NUMBER</u>
Attenuator 1	Mini-Circuits	BW-S6W2+	0647
Attenuator 2	Mini-Circuits	BW-S6W2+	0648
Attenuator 3	Mini-Circuits	BW-S20-2W263+	1234
Splitter 1	Weinschel	1515	MES 92

The environmental test conditions were:

Temperature: 26 °C  
Relative Humidity: 41.3 %

The following measurements were performed by Sijia Li.

	EMC Test Report for the BlackBerry® smartphone Model RHR191LW (SQW100-4) <b>APPENDIX 1A</b>	
Test Report No.: RTS-6067-1505-13	Dates of Test: March 31 to May 11, and June 18, 2015	FCC ID: L6ARHR190LW IC: 2503A-RHR190LW

### GSM Conducted RF Emission Test Data cont'd

**The conducted spurious emissions** – As per 47 CFR 2.1051, CRF 22.917, CFR 24.238(a) were measured from 30 MHz to 20 GHz.

#### **–26 dBc Bandwidth and Occupied Bandwidth (99%)**

For each carrier frequency of low, middle and high, the modulation spectrum was measured by both methods of 99% power bandwidth and –26 dBc bandwidth.

The resolution bandwidth required for out-of-band emissions in the 1 MHz bands immediately outside and adjacent to the frequency block, was determined to be at least 1% of the emission bandwidth.

The worst case –26dBc bandwidth for the GSM850 band was measured to be 268kHz, and for the PCS1900 band was measured to be 267kHz as shown below. Results were derived in a 3.0 kHz resolution bandwidth.

On any frequency outside the frequency block and outside the adjacent 1 MHz bands, a resolution bandwidth of at least 1 MHz was applied.

#### **Test Data for GSM850 band and PCS1900 band in Call mode**

<b>GSM850 band Frequency (MHz)</b>	<b>-26dBc Bandwidth (kHz)</b>	<b>99% Occupied Bandwidth (kHz)</b>
824.2	266	<b>245</b>
837.6	265	<b>245</b>
848.8	268	<b>245</b>

<b>PCS1900 band Frequency (MHz)</b>	<b>-26dBc Bandwidth (kHz)</b>	<b>99% Occupied Bandwidth (kHz)</b>
1850.2	262	<b>244</b>
1880.0	266	<b>244</b>
1909.8	267	243


#### ***Measurement Plots for 850 and 1900 bands in Call mode***

See Figures 1-1a to 1-12a for the plots of the conducted spurious emissions.

See Figures 1-13a to 1-24a for the plots of 26dBc/99% Occupied Bandwidth.

See Figures 1-25a to 1-28a for the plots of the Channel mask.

See figures 1-51a to 1-53a for the plots of Peak to Average Ratio.

	EMC Test Report for the BlackBerry® smartphone Model RHR191LW (SQW100-4) <b>APPENDIX 1A</b>	
<b>Test Report No.:</b> RTS-6067-1505-13	<b>Dates of Test:</b> March 31 to May 11, and June 18, 2015	<b>FCC ID:</b> L6ARHR190LW <b>IC:</b> 2503A-RHR190LW

### GSM Conducted RF Emission Test Data cont'd

#### **Test Data for GSM850 and PCS1900 bands in EDGE mode**

<b>GSM850 band Frequency (MHz)</b>	<b>99% Occupied Bandwidth (kHz)</b>
824.2	243
837.6	<b>245</b>
848.8	243


<b>PCS1900 band Frequency (MHz)</b>	<b>99% Occupied Bandwidth (kHz)</b>
1850.2	244
1880.0	<b>245</b>
1909.8	244

#### ***Measurement Plots for GSM850 and PCS1900 bands in EDGE mode***

See Figures 1-29a to 1-34a for the plots of the 99% Occupied Bandwidth EDGE results.

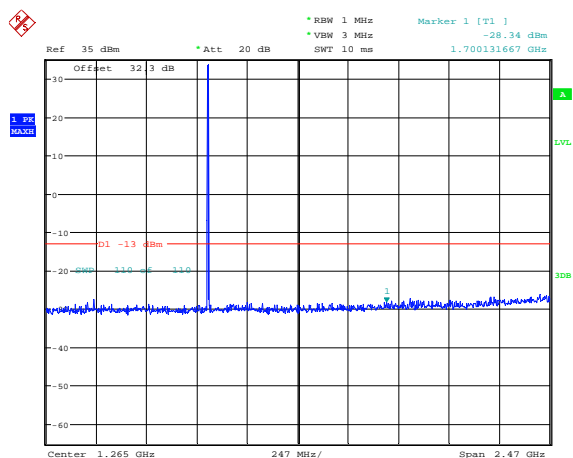
See Figures 1-35a to 1-38a for the plots of channel mask EDGE results.

See Figures 1-39a to 1-50a for the plots of the conducted spurious emissions EDGE results

	EMC Test Report for the BlackBerry® smartphone Model RHR191LW (SQW100-4) <b>APPENDIX 1A</b>	
<b>Test Report No.:</b> RTS-6067-1505-13	<b>Dates of Test:</b> March 31 to May 11, and June 18, 2015	<b>FCC ID:</b> L6ARHR190LW <b>IC:</b> 2503A-RHR190LW

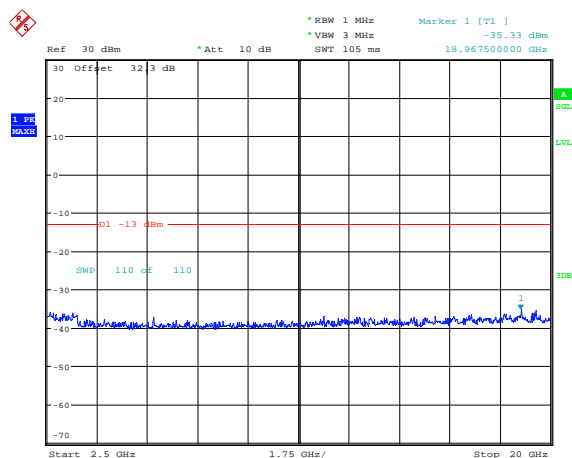
## GSM Conducted RF Emission Test Data cont'd

**Figure 1-a: GSM850 band, Spurious Conducted Emissions, Low channel**



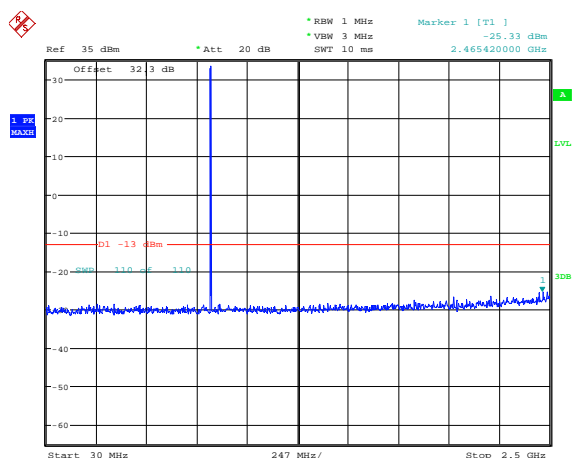
Date: 22.APR.2015 12:13:34

**Figure 1-1a: GSM850 band, Spurious Conducted Emissions, Low channel**



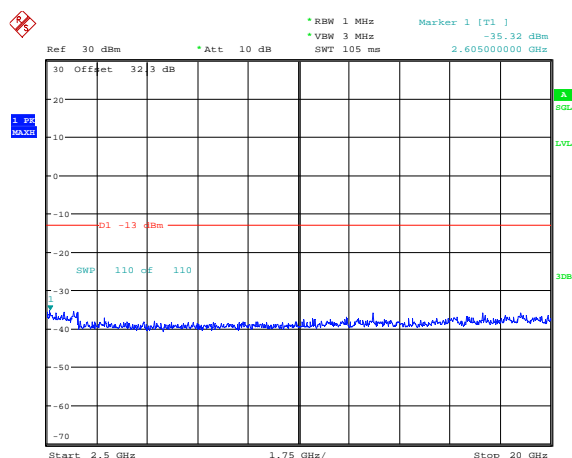
Date: 22.APR.2015 12:14:13

**Figure 1-2a: GSM850 band, Spurious Conducted Emissions, Middle Channel**




Date: 22.APR.2015 12:15:11

**Figure 1-3a: GSM850 band, Spurious Conducted Emissions, Middle Channel**

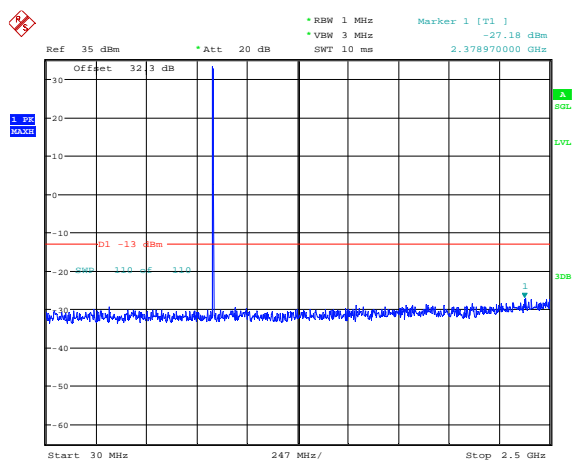


Date: 22.APR.2015 12:15:54

	EMC Test Report for the BlackBerry® smartphone Model RHR191LW (SQW100-4) <b>APPENDIX 1A</b>	
<b>Test Report No.:</b> RTS-6067-1505-13	<b>Dates of Test:</b> March 31 to May 11, and June 18, 2015	<b>FCC ID:</b> L6ARHR190LW <b>IC:</b> 2503A-RHR190LW

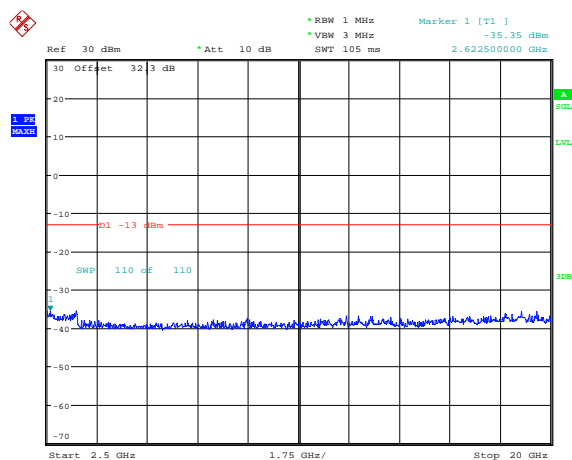
## GSM Conducted RF Emission Test Data cont'd

**Figure 1-4a: GSM850 band, Spurious Conducted Emissions, High Channel**



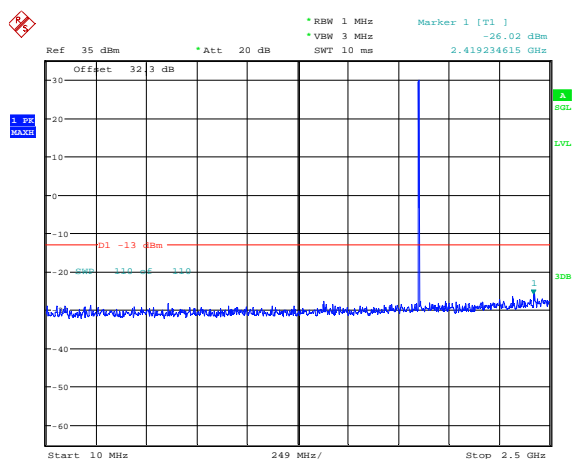
Date: 22.APR.2015 12:16:16

**Figure 1-5a: GSM850 band, Spurious Conducted Emissions, High Channel**



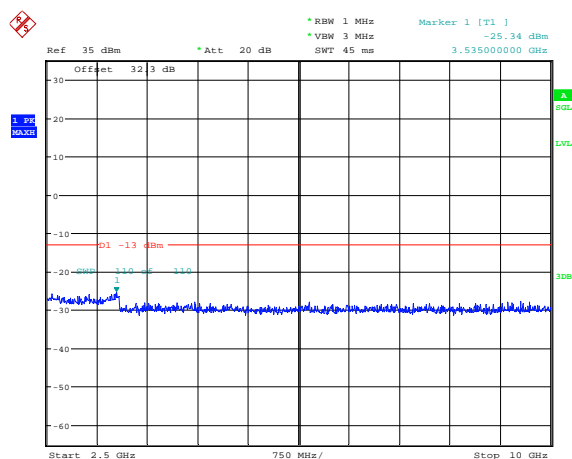
Date: 22.APR.2015 12:17:01

**Figure 1-7a: PCS1900 band, Spurious Conducted Emissions, Low Channel**




Date: 23.APR.2015 13:14:22

**Figure 1-8a: PCS1900 band, Spurious Conducted Emissions, Low Channel**

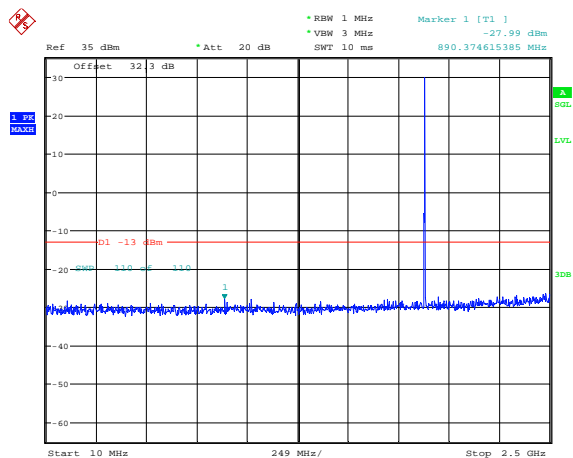


Date: 23.APR.2015 13:17:01

	EMC Test Report for the BlackBerry® smartphone Model RHR191LW (SQW100-4) <b>APPENDIX 1A</b>	
<b>Test Report No.:</b> RTS-6067-1505-13	<b>Dates of Test:</b> March 31 to May 11, and June 18, 2015	<b>FCC ID:</b> L6ARHR190LW <b>IC:</b> 2503A-RHR190LW

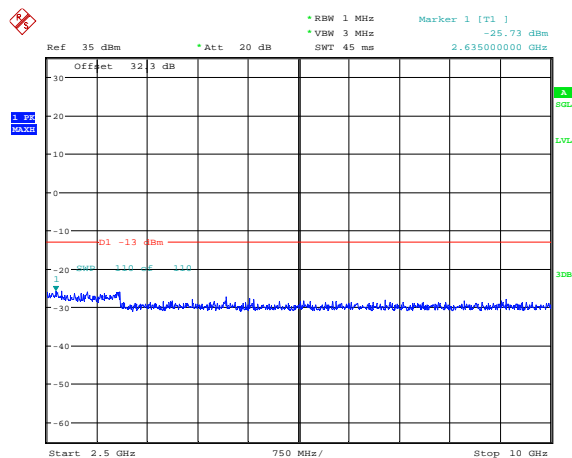
## GSM Conducted RF Emission Test Data cont'd

**Figure 1-9a: PCS1900 band, Spurious Conducted Emissions, Middle Channel**



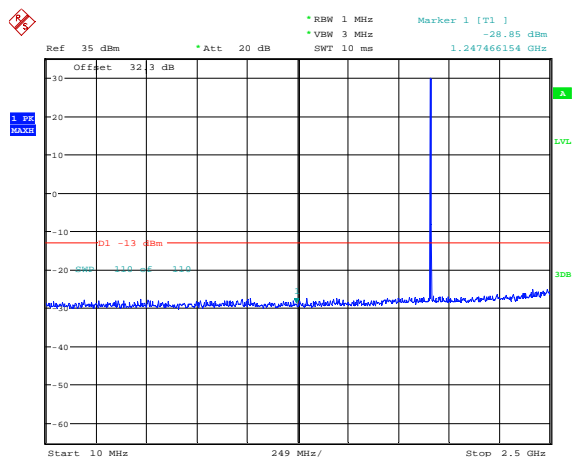
Date: 23.APR.2015 13:20:35

**Figure 1-10a: PCS1900 band, Spurious Conducted Emissions, Middle Channel**



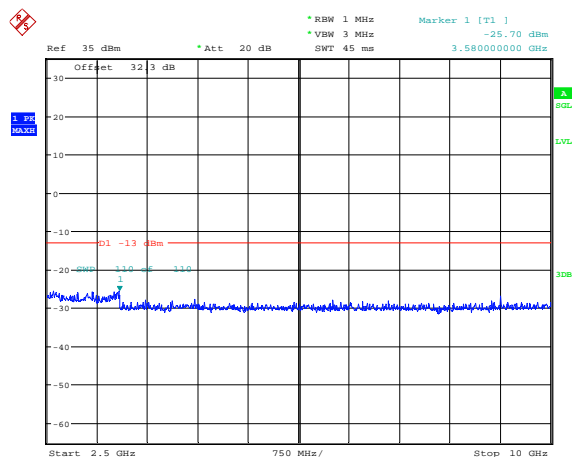
Date: 23.APR.2015 13:21:31

**Figure 1-11a: PCS1900 band, Spurious Conducted Emissions, High Channel**




Date: 23.APR.2015 13:25:41

**Figure 1-12a: PCS1900 band, Spurious Conducted Emissions, High Channel**



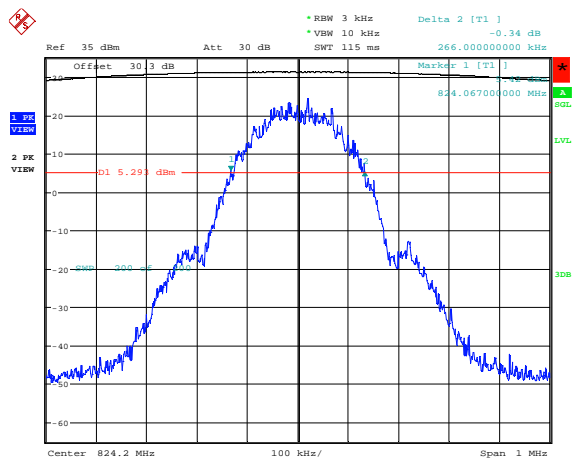
Date: 23.APR.2015 13:26:14



	EMC Test Report for the BlackBerry® smartphone Model RHR191LW (SQW100-4) <b>APPENDIX 1A</b>	
<b>Test Report No.:</b> RTS-6067-1505-13	<b>Dates of Test:</b> March 31 to May 11, and June 18, 2015	<b>FCC ID:</b> L6ARHR190LW <b>IC:</b> 2503A-RHR190LW

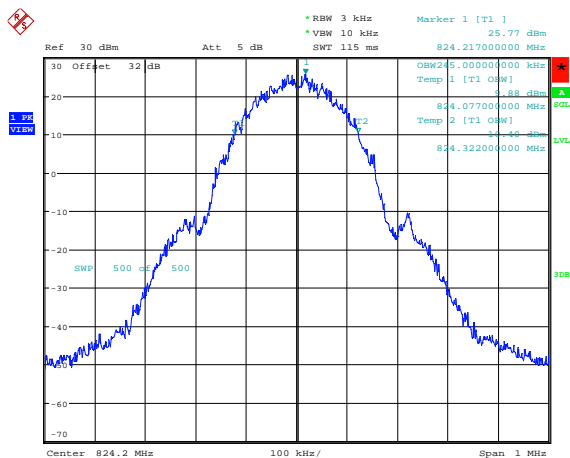
## GSM Conducted RF Emission Test Data cont'd

**Figure 1-13a: -26dBc bandwidth, GSM850 band Low Channel in GSM mode**



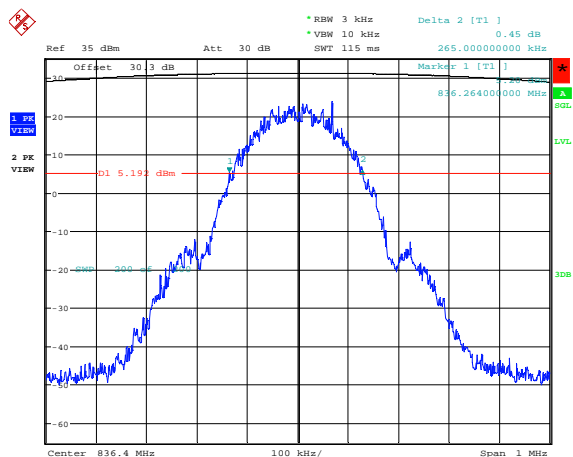
Date: 22.APR.2015 13:56:23

**Figure 1-14a: Occupied Bandwidth, GSM850 band Low Channel in GSM mode**



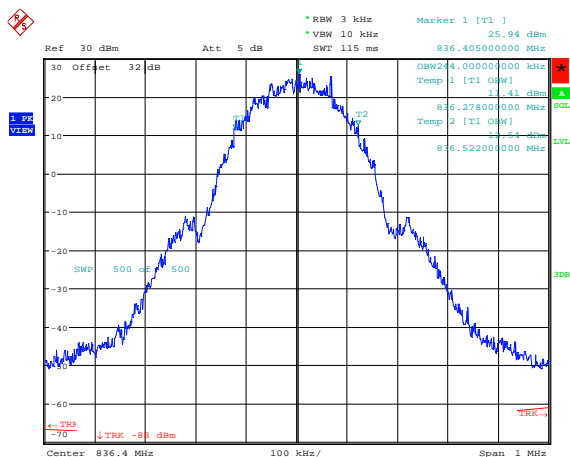
Date: 22.APR.2015 14:41:55

**Figure 1-15a: -26dBc bandwidth, GSM850 band Middle Channel in GSM mode**




Date: 22.APR.2015 14:36:48

**Figure 1-16a: Occupied Bandwidth, GSM850 band Middle Channel in GSM mode**



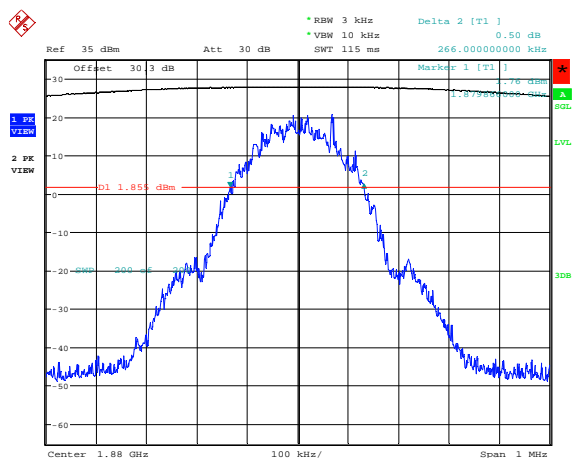
Date: 22.APR.2015 14:44:08



	EMC Test Report for the BlackBerry® smartphone Model RHR191LW (SQW100-4) <b>APPENDIX 1A</b>	
<b>Test Report No.:</b> RTS-6067-1505-13	<b>Dates of Test:</b> March 31 to May 11, and June 18, 2015	<b>FCC ID:</b> L6ARHR190LW <b>IC:</b> 2503A-RHR190LW

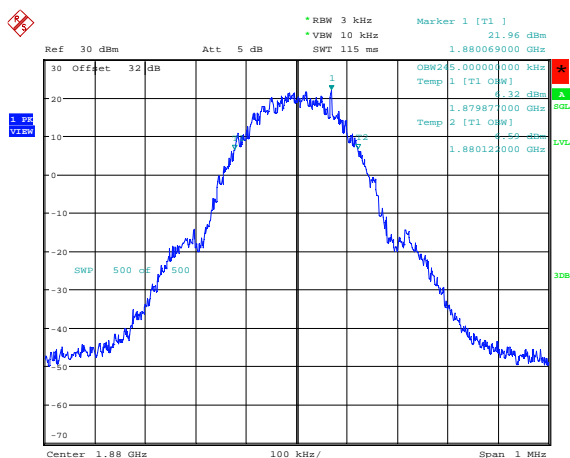
## GSM Conducted RF Emission Test Data cont'd

**Figure 1-21a: -26dBc bandwidth, PCS1900  
Middle Channel in GSM mode**



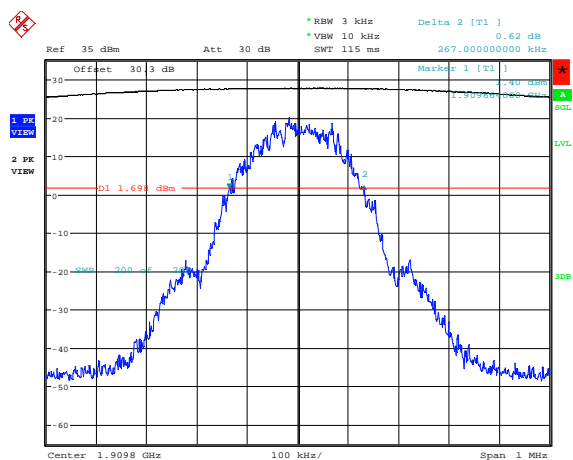
Date: 23.APR.2015 13:30:32

**Figure 1-22a: Occupied Bandwidth, PCS1900  
Middle Channel in GSM mode**



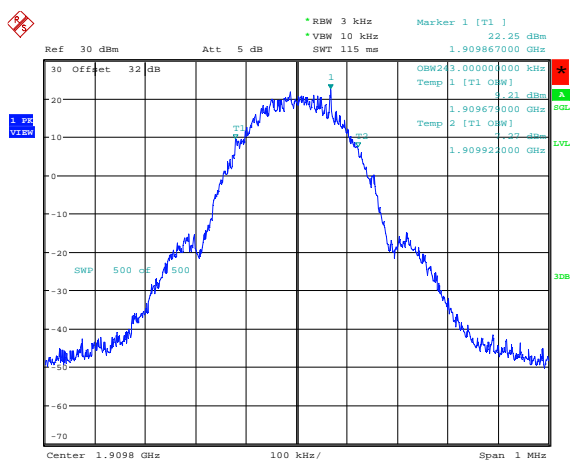
Date: 23.APR.2015 13:35:21

**Figure 1-23a: -26dBc bandwidth, PCS1900  
High Channel in GSM mode**




Date: 23.APR.2015 13:31:58

**Figure 1-24a: Occupied Bandwidth, PCS1900  
High Channel in GSM mode**

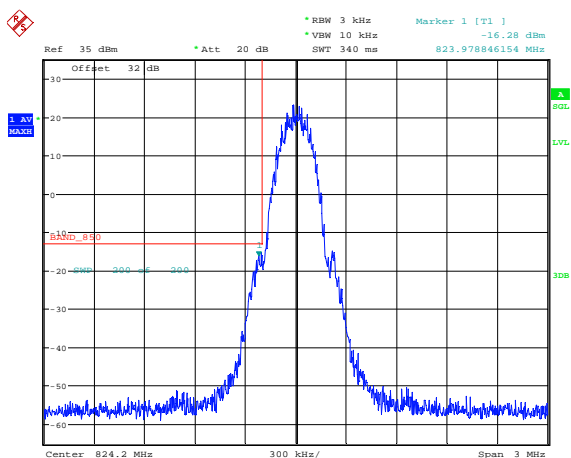


Date: 23.APR.2015 13:40:40

	EMC Test Report for the BlackBerry® smartphone Model RHR191LW (SQW100-4) <b>APPENDIX 1A</b>	
<b>Test Report No.:</b> RTS-6067-1505-13	<b>Dates of Test:</b> March 31 to May 11, and June 18, 2015	<b>FCC ID:</b> L6ARHR190LW <b>IC:</b> 2503A-RHR190LW

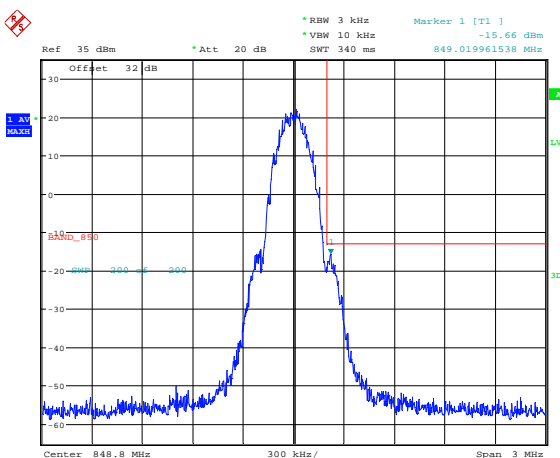
## GSM Conducted RF Emission Test Data cont'd

**Figure 1-25a: GSM850 band, Low Channel Mask in GSM mode**



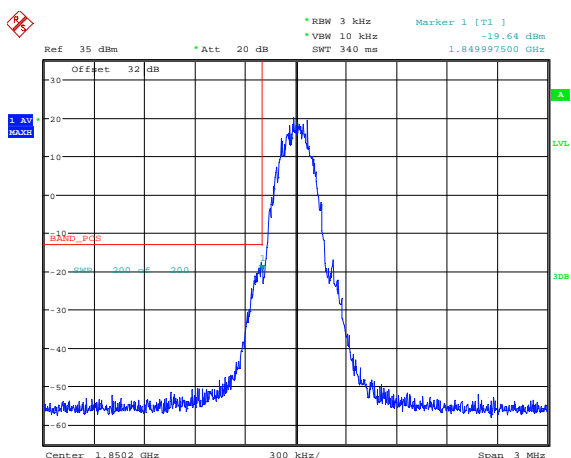
Date: 23.APR.2015 12:32:10

**Figure 1-26a: GSM850 band High Channel Mask in GSM mode**



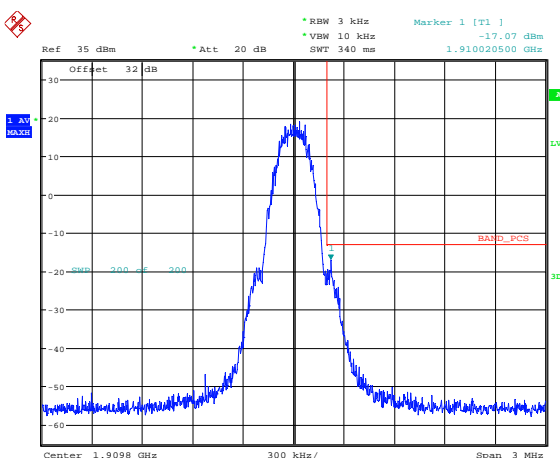
Date: 23.APR.2015 12:35:47

**Figure 1-27a: PCS1900, Low Channel Mask in GSM mode**




Date: 23.APR.2015 13:49:11

**Figure 1-28a: PCS1900, High Channel Mask in GSM mode**

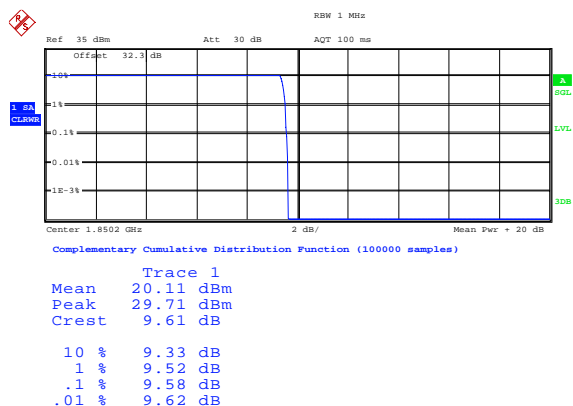


Date: 23.APR.2015 13:47:04

	EMC Test Report for the BlackBerry® smartphone Model RHR191LW (SQW100-4) <b>APPENDIX 1A</b>	
<b>Test Report No.:</b> RTS-6067-1505-13	<b>Dates of Test:</b> March 31 to May 11, and June 18, 2015	<b>FCC ID:</b> L6ARHR190LW <b>IC:</b> 2503A-RHR190LW

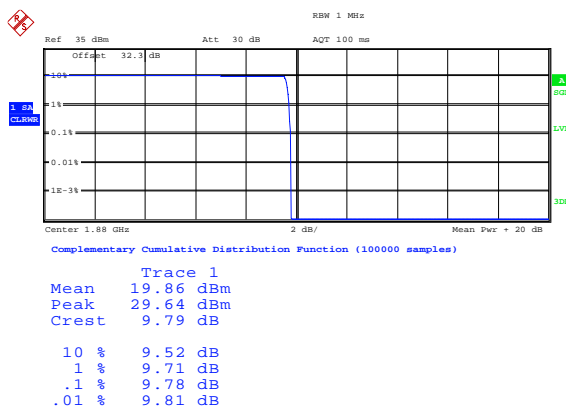
## GSM Conducted RF Emission Test Data cont'd

**Figure 1-51a: PCS1900 Band, PAR Low Channel**



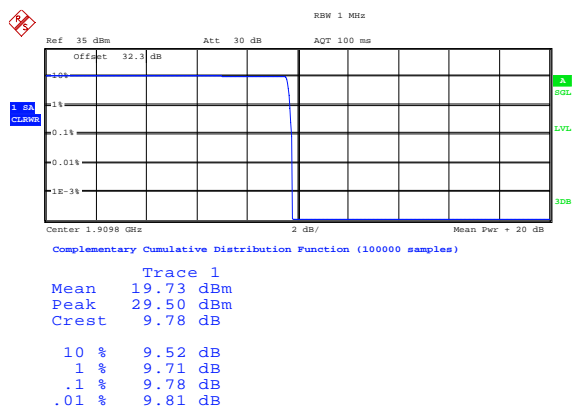
Date: 23.APR.2015 13:50:03

**Figure 1-52a: PCS1900 Band, PAR Mid Channel**




Date: 23.APR.2015 13:50:52

**Figure 1-53a: PCS1900 Band, PAR High Channel**

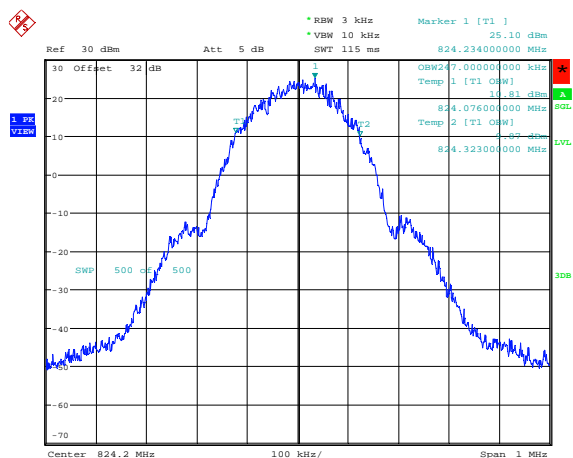


Date: 23.APR.2015 13:51:20

	EMC Test Report for the BlackBerry® smartphone Model RHR191LW (SQW100-4) <b>APPENDIX 1A</b>	
<b>Test Report No.:</b> RTS-6067-1505-13	<b>Dates of Test:</b> March 31 to May 11, and June 18, 2015	<b>FCC ID:</b> L6ARHR190LW <b>IC:</b> 2503A-RHR190LW

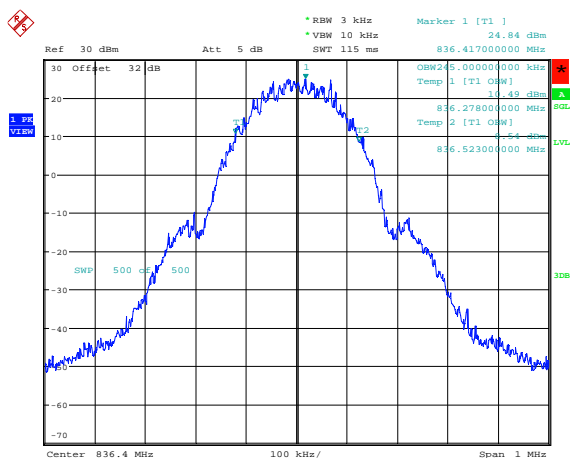
## GSM Conducted RF Emission Test Data cont'd

**Figure 1-29a: Occupied Bandwidth, GSM850 Band, Low Channel in EDGE mode**



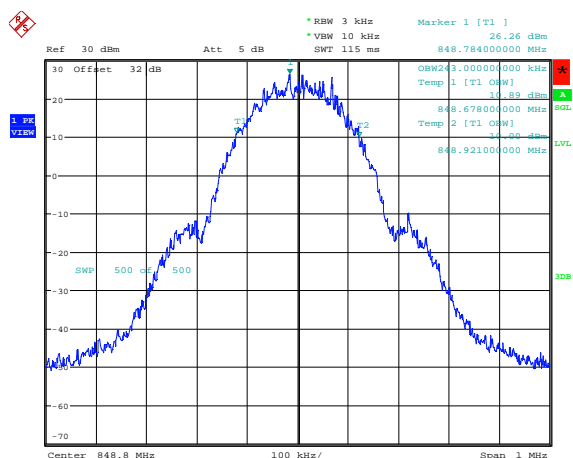
Date: 23.APR.2015 12:48:47

**Figure 1-30a: Occupied Bandwidth, GSM850 Band, Middle Channel in EDGE mode**



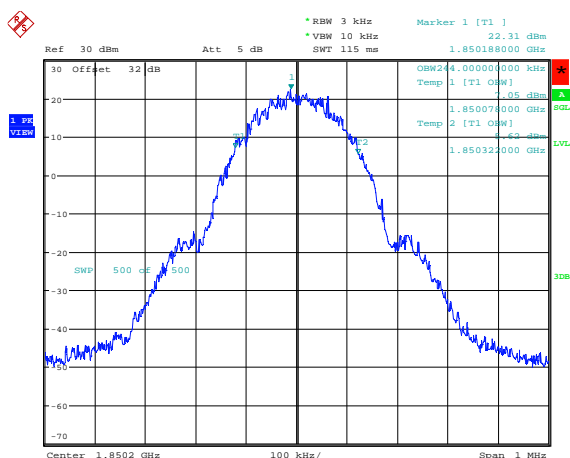
Date: 23.APR.2015 13:00:21

**Figure 1-31a: Occupied Bandwidth, GSM850 band, High Channel in EDGE mode**




Date: 23.APR.2015 12:56:06

**Figure 1-32a: Occupied Bandwidth, PCS1900 Band, Low Channel in EDGE mode**



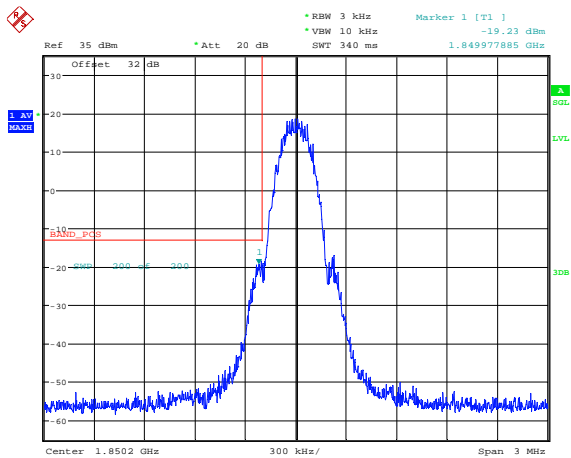
Date: 23.APR.2015 14:05:53



	EMC Test Report for the BlackBerry® smartphone Model RHR191LW (SQW100-4) <b>APPENDIX 1A</b>	
Test Report No.: RTS-6067-1505-13	Dates of Test: March 31 to May 11, and June 18, 2015	FCC ID: L6ARHR190LW IC: 2503A-RHR190LW

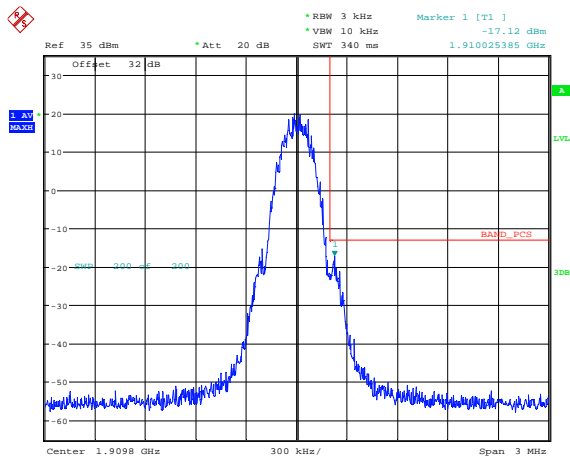
GSM Conducted RF Emission Test Data cont'd

**Figure 1-37a: PCS1900 Band, Low Channel Mask in EDGE mode**



Date: 23.APR.2015 14:19:32


**Figure 1-38a: PCS1900 Band, High Channel Mask in EDGE mode**



Date: 23.APR.2015 14:21:39

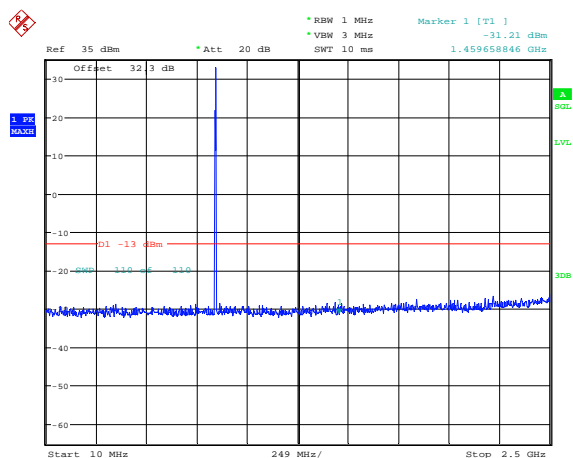




	EMC Test Report for the BlackBerry® smartphone Model RHR191LW (SQW100-4) <b>APPENDIX 1A</b>	
<b>Test Report No.:</b> RTS-6067-1505-13	<b>Dates of Test:</b> March 31 to May 11, and June 18, 2015	<b>FCC ID:</b> L6ARHR190LW <b>IC:</b> 2503A-RHR190LW

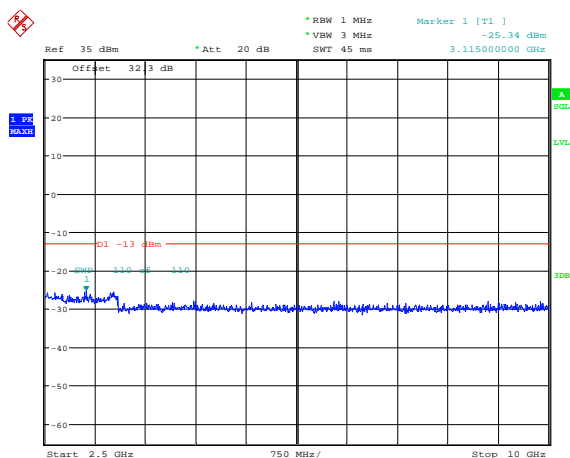
## GSM Conducted RF Emission Test Data cont'd

**Figure 1-43a: GSM850 band, Spurious Conducted Emissions, High channel in Edge Mode**



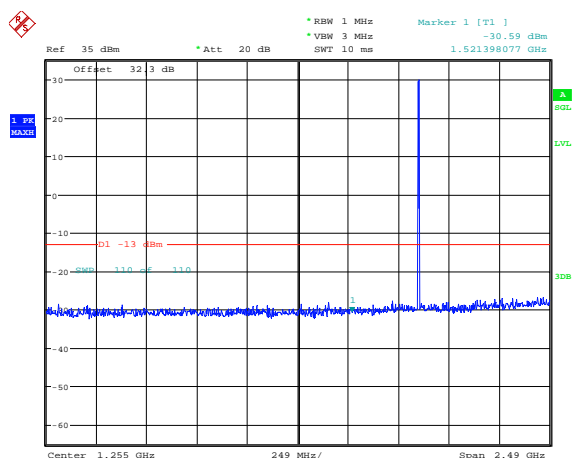
Date: 23.APR.2015 12:44:55

**Figure 1-44a: GSM850 band, Spurious Conducted Emissions, High channel in Edge Mode**



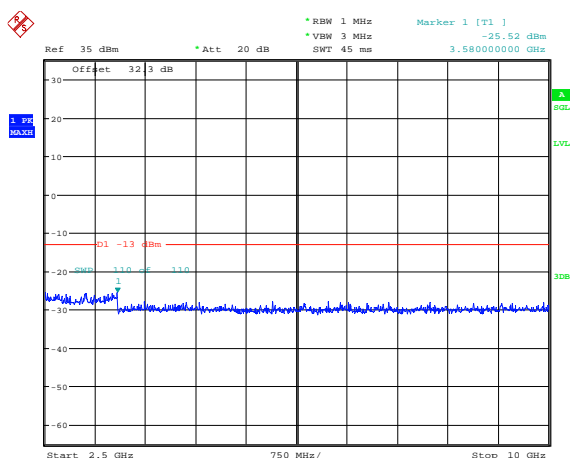
Date: 23.APR.2015 12:46:32

**Figure 1-45a: PCS1900 band, Spurious Conducted Emissions, Low channel in Edge Mode**




Date: 23.APR.2015 13:55:02

**Figure 1-46a: PCS1900 band, Spurious Conducted Emissions, Low channel in Edge Mode**

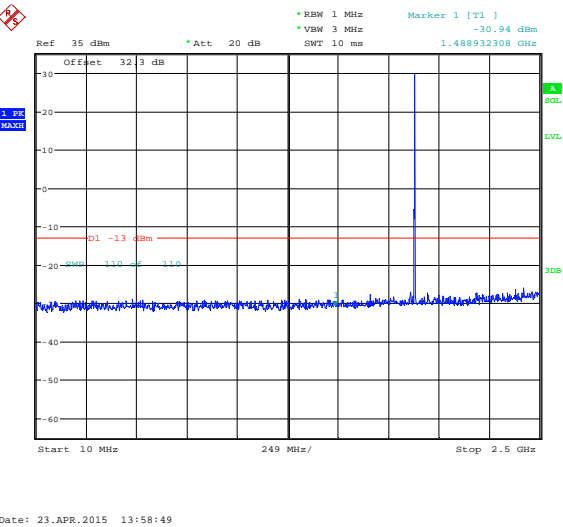


Date: 23.APR.2015 13:56:35

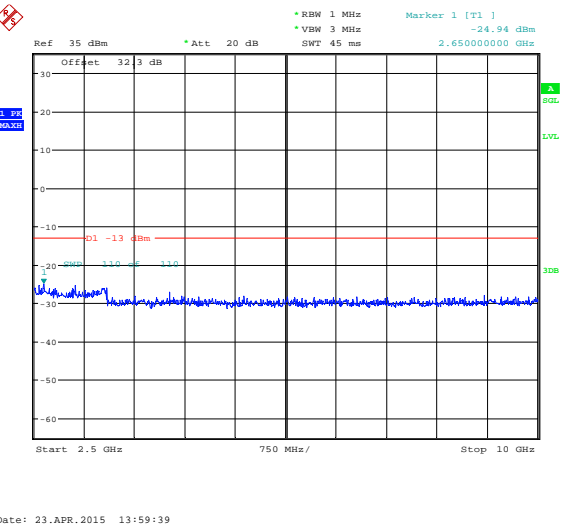
	EMC Test Report for the BlackBerry® smartphone Model RHR191LW (SQW100-4) <b>APPENDIX 1A</b>	
Test Report No.: RTS-6067-1505-13	Dates of Test: March 31 to May 11, and June 18, 2015	FCC ID: L6ARHR190LW IC: 2503A-RHR190LW

GSM Conducted RF Emission Test Data cont'd

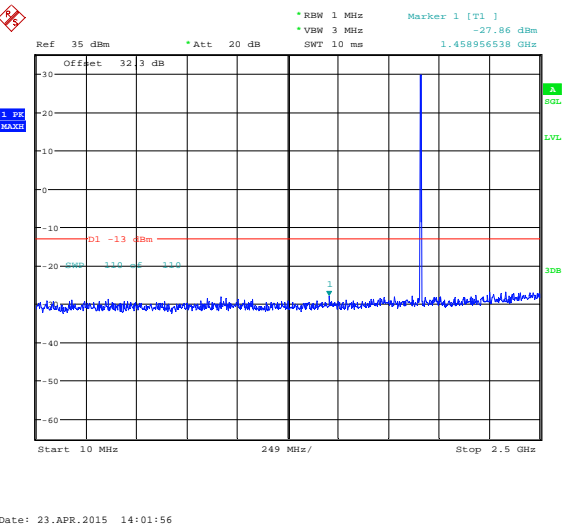
**Figure 1-47a: PCS1900 band, Spurious Conducted Emissions, middle channel in Edge Mode**



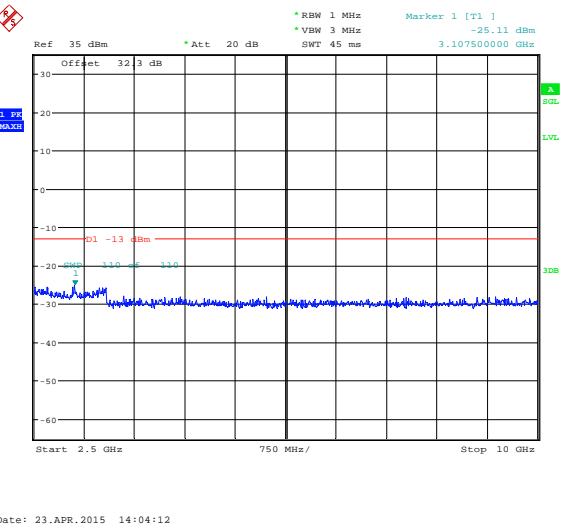
**Figure 1-48a: PCS1900 band, Spurious Conducted Emissions, middle channel in Edge Mode**



**Figure 1-49a: PCS1900 band, Spurious Conducted Emissions, High channel in Edge Mode**



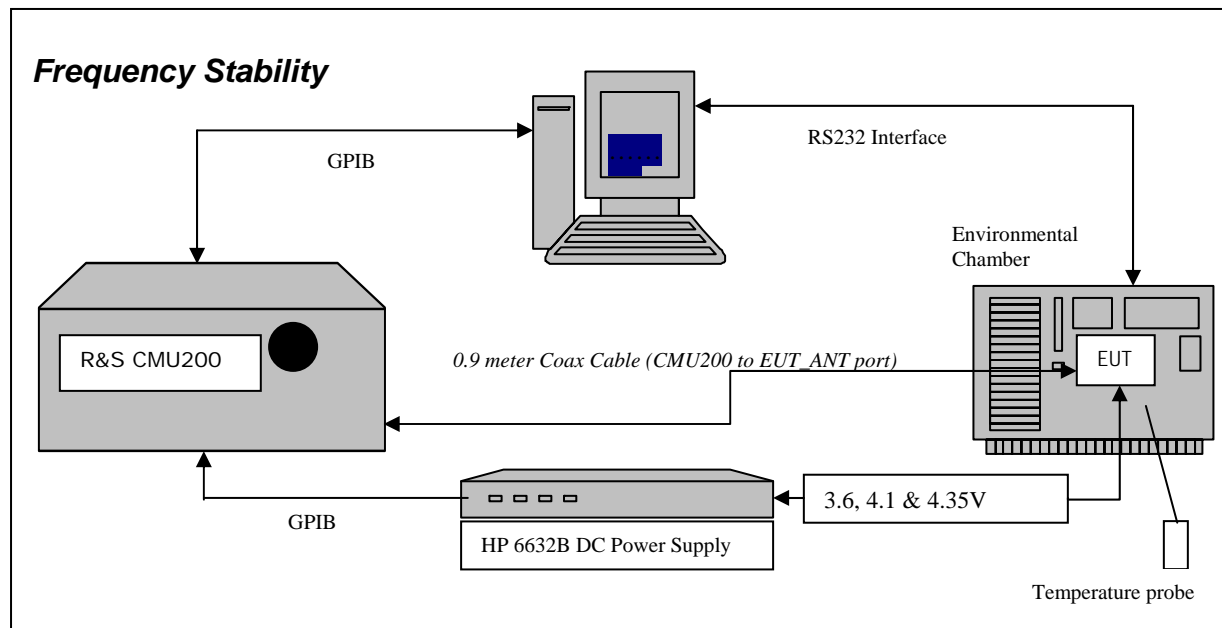
**Figure 1-50a: PCS1900 band, Spurious Conducted Emissions, High channel in Edge Mode**



## APPENDIX 1B – GSM FREQUENCY STABILITY TEST DATA

<b>BlackBerry</b>	EMC Test Report for the BlackBerry® smartphone Model RHR191LW (SQW100-4) <b>APPENDIX 1B</b>	
<b>Test Report No.:</b> RTS-6067-1505-13	<b>Dates of Test:</b> March 31 to May 11, and June 18, 2015	<b>FCC ID:</b> L6ARHR190LW <b>IC:</b> 2503A-RHR190LW

### GSM Frequency Stability Test Data



The measurements were performed by Sijia Li.

CFR 47 Chapter 1 - Federal Communications Commission Rules

Part 2 Required Measurements

2.995 Frequency Stability - Procedures

(a,b) Frequency Stability - Temperature Variation

(d) Frequency Stability - Voltage Variation


#### **24.235 Frequency Stability.**

*The frequency stability shall be sufficient to ensure that the fundamental emission stays within the authorized frequency block.*

*The EUT meets the requirements as stated in CFR 47 chapter 1, Section 24.235, CFR 47 chapter 1, Section 22.917 Frequency Stability.*

Frequency Stability measurement devices were configured as presented in the block diagram recording frequency, power, data, temperatures, and stepped voltages controlled via a GPIB interface linked to the Environmental chamber, a DC power supply, and the Communications Test Set. A 0.9-metre coax cable was calibrated to characterize the insertion loss for the transmitted frequencies between the RF input/output of the CMU 200 and the EUT antenna port.

Calibration for the Cable Loss was performed in the RF Laboratory using the Agilent power meter and Agilent Signal Generator.

	EMC Test Report for the BlackBerry® smartphone Model RHR191LW (SQW100-4) <b>APPENDIX 1B</b>	
Test Report No.: RTS-6067-1505-13	Dates of Test: March 31 to May 11, and June 18, 2015	FCC ID: L6ARHR190LW IC: 2503A-RHR190LW

#### Test setup:

The EUT was placed in the Temperature chamber and connected to CMU 200 outside as shown in the figure above. Dry air was pumped inside the temperature chamber to maintain a backpressure during the test. The EUT was kept in the off condition at all times except when the measurements were to be made.


---

The chamber was switched on and the temperature was set to -30°C. After the chamber stabilized at -30 °C there was a soak period of one hour to alleviate moisture in the chamber, the EUT voltage was enabled. The system software recorded the frequency, power, and associated measurements.

A Computer system controlled the automated software. This application was given the command of activating all machines intrinsic to the temperature and voltage tests controlling the CMU 200 via the GPIB Bus. The Environmental Chamber was instructed through an RS-232 serial line. The EUT dialogue was passed through a serial connection.

The EUT repetitively transmitted 100 bursts for each set of programmed parameters recording temperature, voltage settings, and systematically selected frequencies. The power supply was cycled from minimum voltage 3.6 volts, to 4.1 and to 4.35 volts maximum voltage. The frequency error was measured at a maximum output power and recorded by the automated system test software.

The EUT output power and frequency was measured at 3.6 volts, 4.1 and 4.35 volts. The transmit frequency was varied in 3 steps consisting of 824.2, 836.4, and 848.8 MHz for the GSM850 band, 1850.2, 1880.0 and 1909.8 MHz for the PCS1900 band. This frequency was recorded in MHz and deviation from nominal, in Parts Per Million. After the initial one-hour soak at the beginning of the tests, a period of thirty minutes soak was initialized between each ascending temperature step, before proceeding to the next measurement test cycle.

	EMC Test Report for the BlackBerry® smartphone Model RHR191LW (SQW100-4) <b>APPENDIX 1B</b>	
Test Report No.: RTS-6067-1505-13	Dates of Test: March 31 to May 11, and June 18, 2015	FCC ID: L6ARHR190LW IC: 2503A-RHR190LW


Procedure:

The test system software for commencing the Frequency Stability Tests carried through the following cycle.

1. Switch on the HP 6632B power supply; CMU 200 Communications test Set, and Environmental Chamber.
2. Start test program
3. Set the Temperature to –30°C and maintain a period of one- hour soak time, with the EUT supply voltage disabled.
4. Set power supply voltage to 3.6 volts.
5. Set up CMU 200 Radio Communication Tester.
6. Command the CMU 200 to switch to the low channel.
7. Enable the voltage to the EUT, and connect a link to the CMU 200 test set.
8. EUT is commanded to Transmit 100 Bursts.
9. Software logs the following data from the CMU 200, power supply and temperature chamber: Traffic Channel Number, Traffic Channel Frequency, Power Level, Chamber Temperature, Supply Voltage, Power and Frequency Error.
10. The CMU 200 commands the EUT to change frequency to the middle channel and high channel and repeats steps 7 to 9.
11. Repeat steps 5 to 10 changing the supply voltage to 4.1 Volts
12. Increase temperature by 10°C and soak for 1/2 hour.
13. Repeat steps 4 - 12 for temperatures –30°C to 60°C.
14. Repeat steps 5 to 10 changing the supply voltage to 4.35 volts

Procedure 5 to 10 was repeated at room temperature (20°C) with the power supply voltage set to 3.6, 4.1 and 4.35 volts.

The maximum frequency error in the GSM850 band measured was **-0.0324 PPM**.  
The maximum frequency error in the PCS1900 band measured was **-0.0359 PPM**.

	EMC Test Report for the BlackBerry® smartphone Model RHR191LW (SQW100-4) <b>APPENDIX 1B</b>	
Test Report No.: RTS-6067-1505-13	Dates of Test: March 31 to May 11, and June 18, 2015	FCC ID: L6ARHR190LW IC: 2503A-RHR190LW

Date of Test: June 18, 2013


**GSM850 results: channels 128, 189 and 251 @ 20°C maximum transmitted power**

Traffic Channel Number	GSM850 Frequency (MHz)	Voltage (Volts)	Temperature (Celsius)	Frequency Error (Hz)	PPM
128	824.20	3.6	20	-12.40	-0.0150
189	836.40	3.6	20	-12.91	-0.0154
251	848.60	3.6	20	-15.11	-0.0178

Traffic Channel Number	GSM850 Frequency (MHz)	Voltage (Volts)	Temperature (Celsius)	Frequency Error (Hz)	PPM
128	824.20	4.1	20	-9.17	-0.0111
189	836.40	4.1	20	-8.52	-0.0102
251	848.60	4.1	20	-7.30	-0.0086


Traffic Channel Number	GSM850 Frequency (MHz)	Voltage (Volts)	Temperature (Celsius)	Frequency Error (Hz)	PPM
128	824.20	4.35	20	7.10	0.0086
189	836.40	4.35	20	-7.04	-0.0084
251	848.60	4.35	20	-5.75	-0.0068



	EMC Test Report for the BlackBerry® smartphone Model RHR191LW (SQW100-4) <b>APPENDIX 1B</b>	
Test Report No.: RTS-6067-1505-13	Dates of Test: March 31 to May 11, and June 18, 2015	FCC ID: L6ARHR190LW IC: 2503A-RHR190LW


### GSM850 Results: channel 128 @ maximum transmitted power

Traffic Channel Number	Frequency (MHz)	Voltage (Volts)	Temperature (Celsius)	Frequency Error (Hz)	PPM
128	824.20	3.6	-30	-20.28	-0.0246
128	824.20	3.6	-20	-7.68	-0.0093
128	824.20	3.6	-10	8.01	0.0097
128	824.20	3.6	0	15.82	0.0192
128	824.20	3.6	10	7.17	0.0087
128	824.20	3.6	20	-12.40	-0.0150
128	824.20	3.6	30	-7.62	-0.0092
128	824.20	3.6	40	20.60	0.0250
128	824.20	3.6	50	-4.84	-0.0059
Traffic Channel Number	Frequency (MHz)	Voltage (Volts)	Temperature (Celsius)	Frequency Error (Hz)	PPM
128	824.20	4.1	-30	-14.92	-0.0181
128	824.20	4.1	-20	-12.91	-0.0157
128	824.20	4.1	-10	14.21	0.0172
128	824.20	4.1	0	7.88	0.0096
128	824.20	4.1	10	9.17	0.0111
128	824.20	4.1	20	-9.17	-0.0111
128	824.20	4.1	30	-11.17	-0.0136
128	824.20	4.1	40	19.37	0.0235
128	824.20	4.1	50	-5.42	-0.0066
Traffic Channel Number	Frequency (MHz)	Voltage (Volts)	Temperature (Celsius)	Frequency Error (Hz)	PPM
128	824.20	4.35	-30	-24.73	-0.0300
128	824.20	4.35	-20	-11.49	-0.0139
128	824.20	4.35	-10	14.79	0.0179
128	824.20	4.35	0	10.33	0.0125
128	824.20	4.35	10	8.46	0.0103
128	824.20	4.35	20	7.10	0.0086
128	824.20	4.35	30	-13.56	-0.0165
128	824.20	4.35	40	16.40	0.0199
128	824.20	4.35	50	4.97	0.0060

	EMC Test Report for the BlackBerry® smartphone Model RHR191LW (SQW100-4) <b>APPENDIX 1B</b>	
Test Report No.: RTS-6067-1505-13	Dates of Test: March 31 to May 11, and June 18, 2015	FCC ID: L6ARHR190LW IC: 2503A-RHR190LW


**GSM850 Results: channel 189 @ maximum transmitted power**

Traffic Channel Number	Frequency (MHz)	Voltage (Volts)	Temperature (Celsius)	Frequency Error (Hz)	PPM
189	836.40	3.6	-30	-20.21	-0.0242
189	836.40	3.6	-20	-5.23	-0.0063
189	836.40	3.6	-10	14.53	0.0174
189	836.40	3.6	0	19.05	0.0228
189	836.40	3.6	10	7.88	0.0094
189	836.40	3.6	20	-12.91	-0.0154
189	836.40	3.6	30	-10.14	-0.0121
189	836.40	3.6	40	27.12	<b>0.0324</b>
189	836.40	3.6	50	6.91	0.0083
Traffic Channel Number	Frequency (MHz)	Voltage (Volts)	Temperature (Celsius)	Frequency Error (Hz)	PPM
189	836.40	4.1	-30	-17.69	-0.0212
189	836.40	4.1	-20	-9.94	-0.0119
189	836.40	4.1	-10	17.76	0.0212
189	836.40	4.1	0	9.69	0.0116
189	836.40	4.1	10	9.81	0.0117
189	836.40	4.1	20	-8.52	-0.0102
189	836.40	4.1	30	-16.14	-0.0193
189	836.40	4.1	40	22.92	0.0274
189	836.40	4.1	50	4.91	0.0059
Traffic Channel Number	Frequency (MHz)	Voltage (Volts)	Temperature (Celsius)	Frequency Error (Hz)	PPM
189	836.40	4.35	-30	-25.05	-0.0299
189	836.40	4.35	-20	-5.88	-0.0070
189	836.40	4.35	-10	16.27	0.0195
189	836.40	4.35	0	9.88	0.0118
189	836.40	4.35	10	8.14	0.0097
189	836.40	4.35	20	-7.04	-0.0084
189	836.40	4.35	30	-18.60	-0.0222
189	836.40	4.35	40	16.59	0.0198
189	836.40	4.35	50	5.81	0.0069

	EMC Test Report for the BlackBerry® smartphone Model RHR191LW (SQW100-4) <b>APPENDIX 1B</b>	
Test Report No.: RTS-6067-1505-13	Dates of Test: March 31 to May 11, and June 18, 2015	FCC ID: L6ARHR190LW IC: 2503A-RHR190LW

**GSM850 Results: channel 251 @ maximum transmitted power**

Traffic Channel Number	Frequency (MHz)	Voltage (Volts)	Temperature (Celsius)	Frequency Error (Hz)	PPM
251	848.8	3.6	-30	-5.88	-0.0069
251	848.8	3.6	-20	-7.94	-0.0094
251	848.8	3.6	-10	12.01	0.0141
251	848.8	3.6	0	20.60	0.0243
251	848.8	3.6	10	10.20	0.0120
251	848.8	3.6	20	-15.11	-0.0178
251	848.8	3.6	30	-7.23	-0.0085
251	848.8	3.6	40	25.83	0.0304
251	848.8	3.6	50	5.23	0.0062
Traffic Channel Number	Frequency (MHz)	Voltage (Volts)	Temperature (Celsius)	Frequency Error (Hz)	PPM
251	848.8	4.1	-30	-14.85	-0.0175
251	848.8	4.1	-20	-9.94	-0.0117
251	848.8	4.1	-10	16.14	0.0190
251	848.8	4.1	0	14.85	0.0175
251	848.8	4.1	10	7.49	0.0088
251	848.8	4.1	20	-7.30	-0.0086
251	848.8	4.1	30	-8.14	-0.0096
251	848.8	4.1	40	22.21	0.0262
251	848.8	4.1	50	6.46	0.0076
Traffic Channel Number	Frequency (MHz)	Voltage (Volts)	Temperature (Celsius)	Frequency Error (Hz)	PPM
251	848.8	4.35	-30	-8.27	-0.0097
251	848.8	4.35	-20	-7.62	-0.0090
251	848.8	4.35	-10	14.85	0.0175
251	848.8	4.35	0	7.81	0.0092
251	848.8	4.35	10	10.91	0.0129
251	848.8	4.35	20	-5.75	-0.0068
251	848.8	4.35	30	18.14	0.0214
251	848.8	4.35	40	14.85	0.0175
251	848.8	4.35	50	4.78	0.0056


	EMC Test Report for the BlackBerry® smartphone Model RHR191LW (SQW100-4) <b>APPENDIX 1B</b>	
Test Report No.: RTS-6067-1505-13	Dates of Test: March 31 to May 11, and June 18, 2015	FCC ID: L6ARHR190LW IC: 2503A-RHR190LW

**PCS results: channels 512, 661, & 810 @ 20°C maximum transmitted power**

Traffic Channel Number	PCS Frequency (MHz)	Voltage (Volts)	Temperature (Celsius)	Frequency Error (Hz)	PPM
512	1850.20	3.6	20	52.88	0.0286
661	1880.00	3.6	20	60.37	0.0321
810	1909.80	3.6	20	60.96	0.0319


Traffic Channel Number	PCS Frequency (MHz)	Voltage (Volts)	Temperature (Celsius)	Frequency Error (Hz)	PPM
512	1850.20	4.1	20	60.96	0.0329
661	1880.00	4.1	20	61.21	0.0326
810	1909.80	4.1	20	63.41	0.0332

Traffic Channel Number	PCS Frequency (MHz)	Voltage (Volts)	Temperature (Celsius)	Frequency Error (Hz)	PPM
512	1850.20	4.35	20	66.38	0.0359
661	1880.00	4.35	20	60.18	0.0320
810	1909.80	4.35	20	60.63	0.0317

	EMC Test Report for the BlackBerry® smartphone Model RHR191LW (SQW100-4) <b>APPENDIX 1B</b>	
Test Report No.: RTS-6067-1505-13	Dates of Test: March 31 to May 11, and June 18, 2015	FCC ID: L6ARHR190LW IC: 2503A-RHR190LW


**PCS1900 Results: channel 512 @ maximum transmitted power**

Traffic Channel Number	Frequency (MHz)	Voltage (Volts)	Temperature (Celsius)	Frequency Error (Hz)	PPM
512	1850.20	3.6	-30	53.92	0.0291
512	1850.20	3.6	-20	51.14	0.0276
512	1850.20	3.6	-10	48.62	0.0263
512	1850.20	3.6	0	53.79	0.0291
512	1850.20	3.6	10	57.15	0.0309
512	1850.20	3.6	20	52.88	0.0286
512	1850.20	3.6	30	53.85	0.0291
512	1850.20	3.6	40	58.18	0.0314
512	1850.20	3.6	50	57.86	0.0313
Traffic Channel Number	Frequency (MHz)	Voltage (Volts)	Temperature (Celsius)	Frequency Error (Hz)	PPM
512	1850.20	4.1	-30	45.01	0.0243
512	1850.20	4.1	-20	62.12	0.0336
512	1850.20	4.1	-10	51.01	0.0276
512	1850.20	4.1	0	57.08	0.0309
512	1850.20	4.1	10	62.18	0.0336
512	1850.20	4.1	20	60.96	0.0329
512	1850.20	4.1	30	54.24	0.0293
512	1850.20	4.1	40	65.02	0.0351
512	1850.20	4.1	50	58.95	0.0319
Traffic Channel Number	Frequency (MHz)	Voltage (Volts)	Temperature (Celsius)	Frequency Error (Hz)	PPM
512	1850.20	4.35	-30	49.85	0.0269
512	1850.20	4.35	-20	53.72	0.0290
512	1850.20	4.35	-10	50.82	0.0275
512	1850.20	4.35	0	55.85	0.0302
512	1850.20	4.35	10	56.95	0.0308
512	1850.20	4.35	20	66.38	<b>0.0359</b>
512	1850.20	4.35	30	61.67	0.0333
512	1850.20	4.35	40	58.70	0.0317
512	1850.20	4.35	50	63.73	0.0344

	EMC Test Report for the BlackBerry® smartphone Model RHR191LW (SQW100-4) <b>APPENDIX 1B</b>	
Test Report No.: RTS-6067-1505-13	Dates of Test: March 31 to May 11, and June 18, 2015	FCC ID: L6ARHR190LW IC: 2503A-RHR190LW

**PCS1900 Results: channel 661 @ maximum transmitted power**

Traffic Channel Number	Frequency (MHz)	Voltage (Volts)	Temperature (Celsius)	Frequency Error (Hz)	PPM
661	1880.00	3.6	-30	50.24	0.0267
661	1880.00	3.6	-20	49.01	0.0261
661	1880.00	3.6	-10	49.78	0.0265
661	1880.00	3.6	0	51.59	0.0274
661	1880.00	3.6	10	58.76	0.0313
661	1880.00	3.6	20	60.37	0.0321
661	1880.00	3.6	30	57.15	0.0304
661	1880.00	3.6	40	50.11	0.0267
661	1880.00	3.6	50	58.31	0.0310
Traffic Channel Number	Frequency (MHz)	Voltage (Volts)	Temperature (Celsius)	Frequency Error (Hz)	PPM
661	1880.00	4.1	-30	53.01	0.0282
661	1880.00	4.1	-20	55.66	0.0296
661	1880.00	4.1	-10	50.17	0.0267
661	1880.00	4.1	0	55.53	0.0295
661	1880.00	4.1	10	60.57	0.0322
661	1880.00	4.1	20	61.21	0.0326
661	1880.00	4.1	30	60.70	0.0323
661	1880.00	4.1	40	59.66	0.0317
661	1880.00	4.1	50	57.02	0.0303
Traffic Channel Number	Frequency (MHz)	Voltage (Volts)	Temperature (Celsius)	Frequency Error (Hz)	PPM
661	1880.00	4.35	-30	50.62	0.0269
661	1880.00	4.35	-20	49.53	0.0263
661	1880.00	4.35	-10	48.69	0.0259
661	1880.00	4.35	0	55.53	0.0295
661	1880.00	4.35	10	59.47	0.0316
661	1880.00	4.35	20	60.18	0.0320
661	1880.00	4.35	30	63.80	0.0339
661	1880.00	4.35	40	59.28	0.0315
661	1880.00	4.35	50	61.21	0.0326


	EMC Test Report for the BlackBerry® smartphone Model RHR191LW (SQW100-4) <b>APPENDIX 1B</b>	
Test Report No.: RTS-6067-1505-13	Dates of Test: March 31 to May 11, and June 18, 2015	FCC ID: L6ARHR190LW IC: 2503A-RHR190LW

**PCS1900 Results: channel 810 @ maximum transmitted power**

Traffic Channel Number	Frequency (MHz)	Voltage (Volts)	Temperature (Celsius)	Frequency Error (Hz)	PPM
810	1909.80	3.6	-30	58.70	0.0307
810	1909.80	3.6	-20	57.34	0.0300
810	1909.80	3.6	-10	49.98	0.0262
810	1909.80	3.6	0	53.85	0.0282
810	1909.80	3.6	10	54.05	0.0283
810	1909.80	3.6	20	60.96	0.0319
810	1909.80	3.6	30	56.56	0.0296
810	1909.80	3.6	40	63.15	0.0331
810	1909.80	3.6	50	56.50	0.0296
Traffic Channel Number	Frequency (MHz)	Voltage (Volts)	Temperature (Celsius)	Frequency Error (Hz)	PPM
810	1909.80	4.1	-30	49.14	0.0257
810	1909.80	4.1	-20	53.14	0.0278
810	1909.80	4.1	-10	49.40	0.0259
810	1909.80	4.1	0	49.85	0.0261
810	1909.80	4.1	10	60.70	0.0318
810	1909.80	4.1	20	63.41	0.0332
810	1909.80	4.1	30	53.08	0.0278
810	1909.80	4.1	40	54.95	0.0288
810	1909.80	4.1	50	59.73	0.0313
Traffic Channel Number	Frequency (MHz)	Voltage (Volts)	Temperature (Celsius)	Frequency Error (Hz)	PPM
810	1909.80	4.35	-30	47.33	0.0248
810	1909.80	4.35	-20	49.07	0.0257
810	1909.80	4.35	-10	44.36	0.0232
810	1909.80	4.35	0	59.73	0.0313
810	1909.80	4.35	10	60.76	0.0318
810	1909.80	4.35	20	60.63	0.0317
810	1909.80	4.35	30	60.31	0.0316
810	1909.80	4.35	40	59.79	0.0313
810	1909.80	4.35	50	56.44	0.0296

## APPENDIX 1C – GSM RADIATED EMISSIONS TEST DATA



	EMC Test Report for the BlackBerry® smartphone Model RHR191LW (SQW100-4) <b>APPENDIX 1C</b>		
<b>Test Report No.:</b> RTS-6067-1505-13	<b>Dates of Test:</b> March 31 to May 11, and June 18, 2015	<b>FCC ID:</b> L6ARHR190LW <b>IC:</b> 2503A-RHR190LW	

### Radiated Power Test Data Results

Date of test: April 21, 2015

The following measurements were performed by Savtej Sandhu.

The environmental tests conditions were: Temperature: 27 °C  
Relative Humidity: 11 %

The BlackBerry® smartphone was standalone, horizontal down and top pointing to RX antenna when the turntable is at 0 degree position.


Test Distance was 3.0 meters with the RX antenna height scans between 1-4 meters height.

#### GSM850 Band in Call Mode

EUT				Rx Antenna		Spectrum Analyzer		Substitution Method					
Tracking Generator													
Type	Ch	Frequency (MHz)	Band	Type	Pol.	Reading (dBuV)	Max (V,H) (dBm)	Pol.  Tx-Rx	Reading (dBm)	Corrected Reading (relative to Dipole)		Limit (dBm)	Diff. To Limit (dB)
										(dBm)	(W)		
F0	128	824.20	850	Dipole	V	-33.54	-23.54	V-V	12.41	30.39	1.09	38.50	8.11
F0	128	824.20	850	Dipole	H	-23.54		H-H	11.86				
F0	190	836.60	850	Dipole	V	-33.67	-22.67	V-V	11.24	28.90	0.78	38.50	9.60
F0	190	836.60	850	Dipole	H	-22.67		H-H	10.73				
F0	251	848.80	850	Dipole	V	-34.68	-24.16	V-V	12.68	30.31	1.07	38.50	8.19
F0	251	848.80	850	Dipole	H	-24.16		H-H	11.45				

#### GSM850 Band in EDGE Mode

EUT				Rx Antenna		Spectrum Analyzer		Substitution Method					
								Tracking Generator					
Type	Ch	Frequency (MHz)	Band	Type	Pol.	Reading (dBuV)	Max (V,H) (dBm)	Pol.  Tx-Rx	Reading (dBm)	Corrected Reading (relative to Dipole)		Limit (dBm)	Diff. To Limit (dB)
										(dBm)	(W)		
F0	128	824.20	850	Dipole	V	-35.26	-26.04	V-V	9.62	27.60	0.58	38.50	10.90
F0	128	824.20	850	Dipole	H	-26.04		H-H	8.70				
F0	190	836.60	850	Dipole	V	-34.53	-25.12	V-V	9.23	26.89	0.49	38.50	11.61
F0	190	836.60	850	Dipole	H	-25.12		H-H	8.68				
F0	251	848.80	850	Dipole	V	-35.82	-26.31	V-V	10.03	27.66	0.58	38.50	10.84
F0	251	848.80	850	Dipole	H	-26.31		H-H	8.06				

	EMC Test Report for the BlackBerry® smartphone Model RHR191LW (SQW100-4) <b>APPENDIX 1C</b>		
<b>Test Report No.:</b> RTS-6067-1505-13	<b>Dates of Test:</b> March 31 to May 11, and June 18, 2015	<b>FCC ID:</b> L6ARHR190LW <b>IC:</b> 2503A-RHR190LW	

### Radiated Power Test Data Results cont'd

Date of test: May 11, 2015

The following measurements were performed by Savtej Sandhu.

The environmental tests conditions were: Temperature: 27.6 °C  
Relative Humidity: 44.7 %

The BlackBerry® smartphone was standalone, side button up and LCD Screen pointing to RX antenna when the turntable is at 0 degree position.

Test Distance was 3.0 meters with the RX antenna height scans between 1-4 meters height.

### **PCS1900 Band in Call Mode**

								Substitution Method					
EUT				Receive Antenna		Spectrum Analyzer		Tracking Generator					
Type	Ch	Frequency (MHz)	Band	Type	Pol.	Reading (dBm)	Max (V,H) dBm	Pol. Tx-Rx	Reading (dBm)	Corrected Reading (relative to Isotropic Radiator)		Limit (dBm)	Diff to Limit (dB)
										(dBm)	(W)		
F0	512	1850.20	1900	Horn	V	-23.62	-20.52	V-V	-11.43	<b>29.97</b>	0.99	33	3.03
F0	512	1850.20	1900	Horn	H	-20.52		H-H	-9.71				
F0	661	1880.00	1900	Horn	V	-25.92	-21.17	V-V	-10.99	29.51	0.89	33	3.49
F0	661	1880.00	1900	Horn	H	-21.17		H-H	-9.89				
F0	810	1909.80	1900	Horn	V	-28.93	-22.72	V-V	-12.76	27.61	0.58	33	5.39
F0	810	1909.80	1900	Horn	H	-22.72		H-H	-11.83				

### **PCS1900 Band in EDGE Mode**

								Substitution Method					
EUT				Receive Antenna		Spectrum Analyzer		Tracking Generator					
Type	Ch	Frequency (MHz)	Band	Type	Pol.	Reading (dBuV)	Max (V,H) dBuV	Pol. Tx-Rx	Reading (dBm)	Corrected Reading (relative to Isotropic Radiator)		Limit (dBm)	Diff to Limit (dB)
										(dBm)	(W)		
F0	512	1850.20	1900	Horn	V	-26.64	-22.59	V-V	-13.46	<b>28.63</b>	0.73	33	4.37
F0	512	1850.20	1900	Horn	H	-22.59		H-H	-11.05				
F0	661	1880.00	1900	Horn	V	-29.06	-23.77	V-V	-13.55	27.63	0.58	33	5.37
F0	661	1880.00	1900	Horn	H	-23.77		H-H	-11.77				
F0	810	1909.80	1900	Horn	V	-32.04	-25.33	V-V	-15.38	24.99	0.32	33	8.01
F0	810	1909.80	1900	Horn	H	-25.33		H-H	-14.45				

This report shall **NOT** be reproduced except in full without the written consent of BlackBerry RTS - A division of BlackBerry Limited.

Copyright 2005-2015

Page 58 of 249









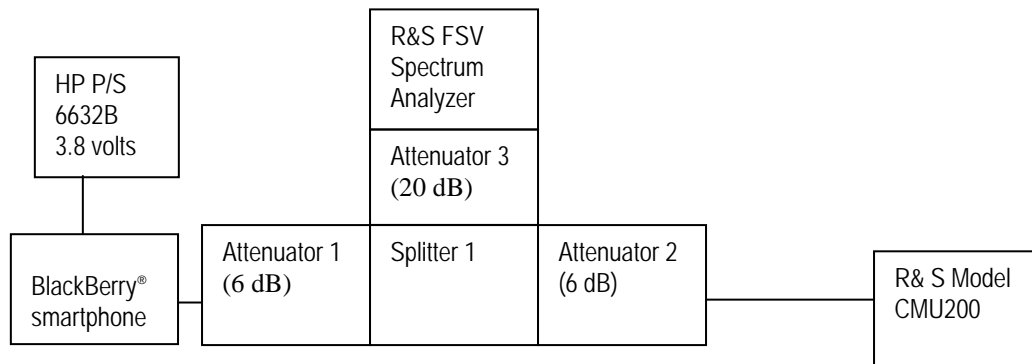
## APPENDIX 2A– WCDMA Band II/IV/V CONDUCTED RF EMISSIONS TEST DATA/PLOTS

<b>BlackBerry</b>	EMC Test Report for the BlackBerry® smartphone Model RHR191LW (SQW100-4) <b>APPENDIX 2A</b>	
<b>Test Report No.:</b> RTS-6067-1505-13	<b>Dates of Test:</b> March 31 to May 11, and June 18, 2015	<b>FCC ID:</b> L6ARHR190LW <b>IC:</b> 2503A-RHR190LW

### WCDMA Band II/IV/V Conducted RF Emission Test Data

This appendix contains measurement data pertaining to conducted spurious emissions, 99% power bandwidth and the channel mask.

#### Test Setup Diagram



A reference offset of 31.4 dB was applied to the spectrum analyzer reference level for the attenuators and coaxial cable loss in the test circuit.


<u>UNIT</u>	<u>MANUFACTURER</u>	<u>MODEL</u>	<u>SERIAL NUMBER</u>
Attenuator 1	Mini-Circuits	BW-S6W2+	0647
Attenuator 2	Mini-Circuits	BW-S6W2+	0648
Attenuator 3	Mini-Circuits	BW-S20-2W263+	1234
Splitter 1	Weinschel	1515	MES 92

Date of Test: April 24, 2015

The environmental test conditions were:      Temperature:      23.9°C  
    Relative Humidity:      29%

The following measurements were performed by Sijia Li.



	EMC Test Report for the BlackBerry® smartphone Model RHR191LW (SQW100-4) <b>APPENDIX 2A</b>	
Test Report No.: RTS-6067-1505-13	Dates of Test: March 31 to May 11, and June 18, 2015	FCC ID: L6ARHR190LW IC: 2503A-RHR190LW

### WCDMA Conducted RF Emission Test Data cont'd

**The conducted spurious emissions** – As per 47 CFR 2.1051, CFR 22.917, CFR 24.238(a), RSS-132, 5.5, RSS – 133, 6.5, CFR 27.53 and RSS-139, 6.5 were measured from 30 MHz to 20 GHz.

#### **–26 dBc Bandwidth and Occupied Bandwidth (99%)**

For each carrier frequency of low, middle and high, the modulation spectrum was measured by both methods of 99% power bandwidth and –26 dBc bandwidth.

The resolution bandwidth required for out-of-band emissions in the 1 MHz bands immediately outside and adjacent to the frequency block, was determined to be at least 1% of the emission bandwidth.

The worst case –26dBc bandwidth for WCDMA Band V was measured to be 4.575 MHz, WCDMA Band II was measured to be 4.590 MHz and for the WCDMA Band IV it was measured to be 4.587 MHz as shown below. Results were derived in a 100 kHz resolution bandwidth.

On any frequency outside the frequency block and outside the adjacent 1 MHz bands, a resolution bandwidth of at least 1 MHz was applied.

#### **Test Data for WCDMA Band II/IV/V selected Frequencies in Loopback mode**


WCDMA Band V Frequency (MHz)	26dBc Occupied Bandwidth (MHz)	99% Occupied Bandwidth (MHz)
826.400	4.575	<b>4.170</b>
836.400	4.600	<b>4.170</b>
846.600	4.565	4.165

WCDMA Band II Frequency (MHz)	26dBc Occupied Bandwidth (MHz)	99% Occupied Bandwidth (MHz)
1852.400	4.585	4.165
1880.000	4.590	4.165
1907.600	4.590	<b>4.175</b>

WCDMA Band IV Frequency (MHz)	26dBc Occupied Bandwidth (MHz)	99% Occupied Bandwidth (MHz)
1712.4	4.585	<b>4.175</b>
1732.6	4.587	4.170
1752.6	4.584	4.160


#### **Measurement Plots for WCDMA Band II/IV/V Voice mode**

This report shall NOT be reproduced except in full without the written consent of BlackBerry RTS - A division of BlackBerry Limited.

	EMC Test Report for the BlackBerry® smartphone Model RHR191LW (SQW100-4) <b>APPENDIX 2A</b>	
Test Report No.: RTS-6067-1505-13	Dates of Test: March 31 to May 11, and June 18, 2015	FCC ID: L6ARHR190LW IC: 2503A-RHR190LW

See Figures 2-1a to 2-12a for the plots of the conducted spurious emissions.  
See Figures 2-13a to 2-24a for the plots of 99% Occupied Bandwidth and -26 dBc Bandwidth.  
See Figures 2-25a to 2-28a for the plots of the Channel mask.  
See Figures 2-29a to 2-31a for the plots of the Peak to Average Ratio (WCDMA Band II).

See Figures 2-1b to 2-6b for the plots of the conducted spurious emissions.  
See Figures 2-7b to 2-12b for the plots of 99% Occupied Bandwidth and -26 dBc Bandwidth.  
See Figures 2-13b to 2-14b for the plots of the Channel mask.  
See Figures 2-15b to 2-17b for the plots of the Peak to Average Ratio (WCDMA Band IV).

	EMC Test Report for the BlackBerry® smartphone Model RHR191LW (SQW100-4) <b>APPENDIX 2A</b>	
Test Report No.: RTS-6067-1505-13	Dates of Test: March 31 to May 11, and June 18, 2015	FCC ID: L6ARHR190LW IC: 2503A-RHR190LW

### **Test Data for WCDMA Band II/IV/V selected Frequencies in HSUPA mode**

WCDMA Band V Frequency (MHz)	99% Occupied Bandwidth (MHz)
826.400	4.170
836.400	<b>4.180</b>
846.600	4.170

WCDMA Band II Frequency (MHz)	99% Occupied Bandwidth (MHz)
1852.400	4.170
1880.000	4.170
1907.600	<b>4.175</b>

WCDMA Band IV Frequency (MHz)	99% Occupied Bandwidth (MHz)
1712.4	4.170
1732.6	<b>4.175</b>
1752.6	4.165

#### ***Measurement Plots for WCDMA Band V/II/IV in HSUPA mode***

Refer to the following measurement plots for more detail:

See Figures 2-32a to 2-43a for the plots of the conducted spurious emissions.


See Figures 2-44a to 2-49a for the plots of 99% Occupied Bandwidth.

See Figures 2-50a to 2-53a for the plots of the Channel mask.

See Figures 2-18b to 2-23b for the plots of the conducted spurious emissions.

See Figures 2-24b to 2-26b for the plots of 99% Occupied Bandwidth.

See Figures 2-27b to 2-28b for the plots of the Channel mask.

	EMC Test Report for the BlackBerry® smartphone Model RHR191LW (SQW100-4) <b>APPENDIX 2A</b>	
<b>Test Report No.:</b> RTS-6067-1505-13	<b>Dates of Test:</b> March 31 to May 11, and June 18, 2015	<b>FCC ID:</b> L6ARHR190LW <b>IC:</b> 2503A-RHR190LW

WCDMA Conducted RF Emission Test Data cont'd

Figure 2-1a: Band V, Spurious Conducted Emissions, Low channel

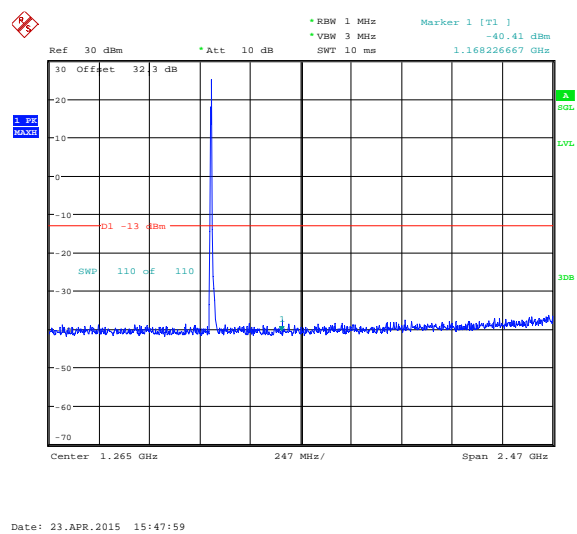


Figure 2-2a: Band V, Spurious Conducted Emissions, Low channel

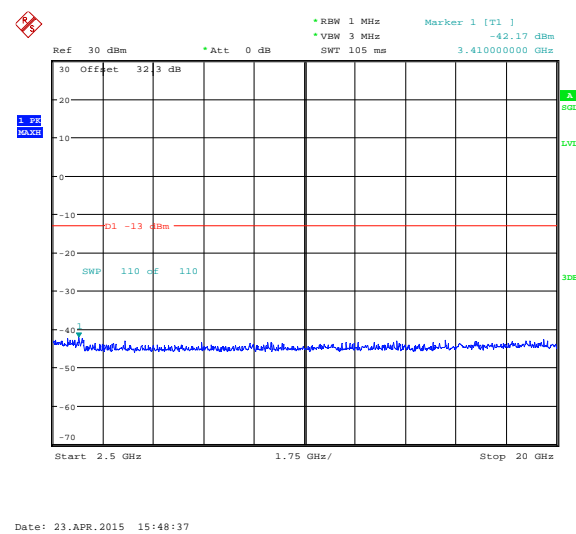


Figure 2-3a: Band V, Spurious Conducted Emissions, Middle channel

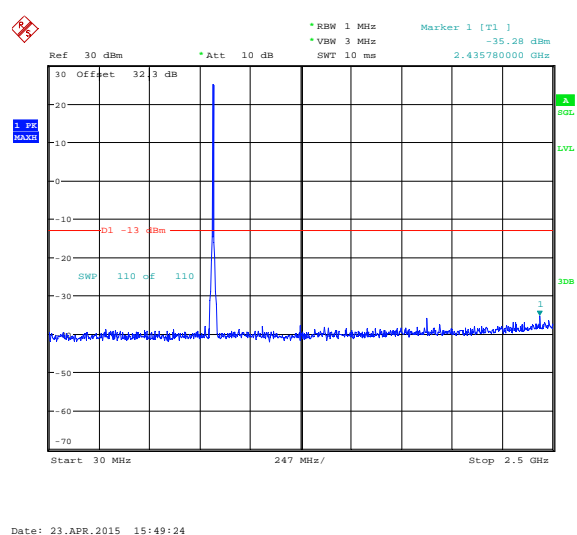
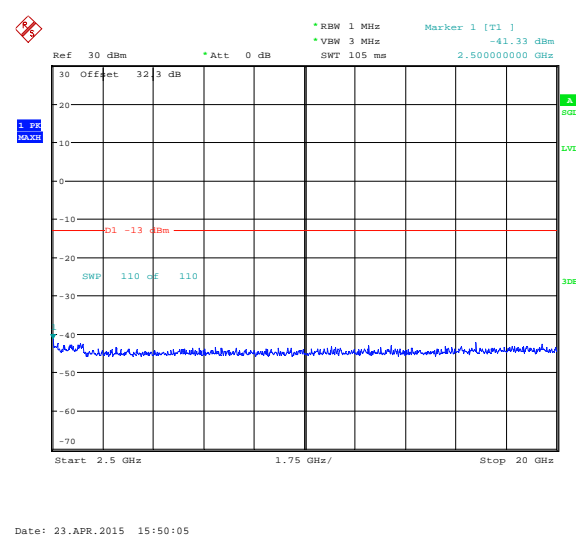



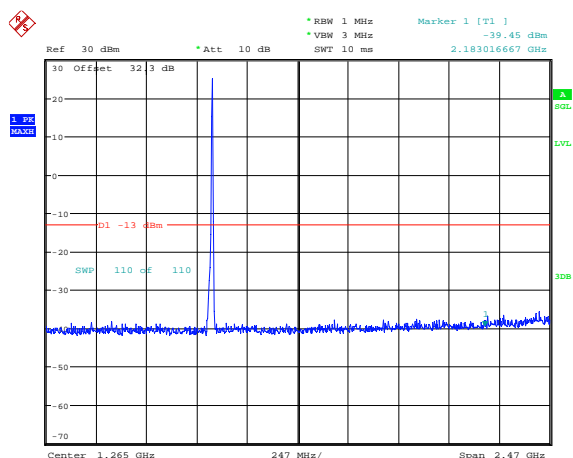
Figure 2-4a: Band V, Spurious Conducted Emissions, Middle channel



	EMC Test Report for the BlackBerry® smartphone Model RHR191LW (SQW100-4) <b>APPENDIX 2A</b>	
<b>Test Report No.:</b> RTS-6067-1505-13	<b>Dates of Test:</b> March 31 to May 11, and June 18, 2015	<b>FCC ID:</b> L6ARHR190LW <b>IC:</b> 2503A-RHR190LW

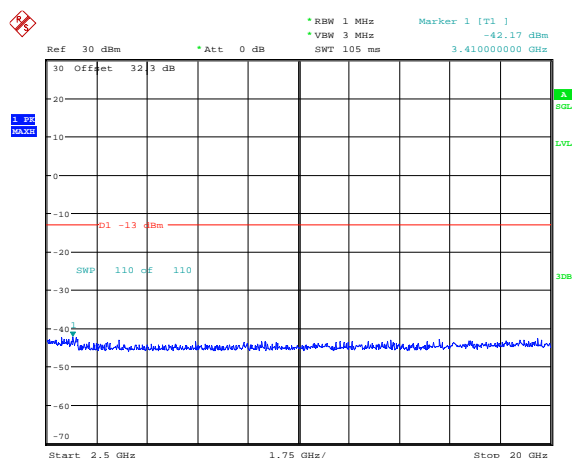
## WCDMA Conducted RF Emission Test Data cont'd

**Figure 2-5a: Band V, Spurious Conducted Emissions, High Channel**



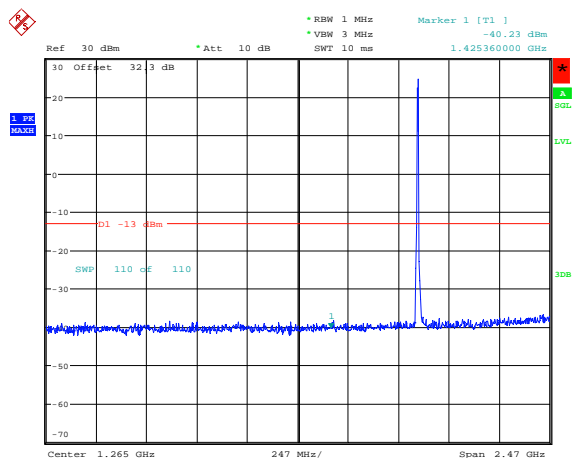
Date: 23.APR.2015 15:51:35

**Figure 2-6a: Band V, Spurious Conducted Emissions, High Channel**



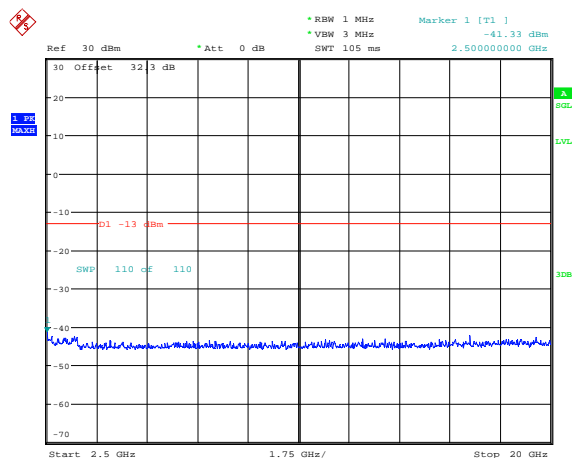
Date: 23.APR.2015 15:48:37

**Figure 2-2a: BAND II Spurious Conducted Emissions, Low Channel**




Date: 23.APR.2015 15:26:16

**Figure 2-8a: BAND II, Spurious Conducted Emissions, Low Channel**

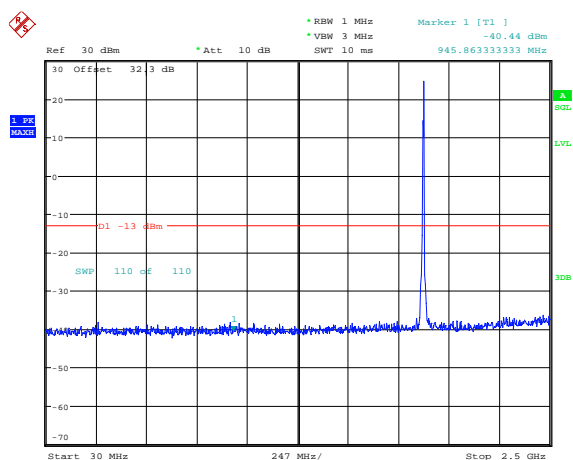


Date: 23.APR.2015 15:50:05

	EMC Test Report for the BlackBerry® smartphone Model RHR191LW (SQW100-4) <b>APPENDIX 2A</b>	
<b>Test Report No.:</b> RTS-6067-1505-13	<b>Dates of Test:</b> March 31 to May 11, and June 18, 2015	<b>FCC ID:</b> L6ARHR190LW <b>IC:</b> 2503A-RHR190LW

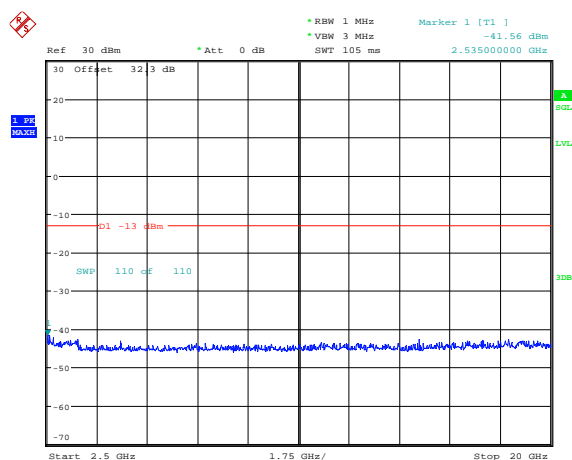
## WCDMA Conducted RF Emission Test Data cont'd

**Figure 2-9a: BAND II, Spurious Conducted Emissions, Middle Channel**



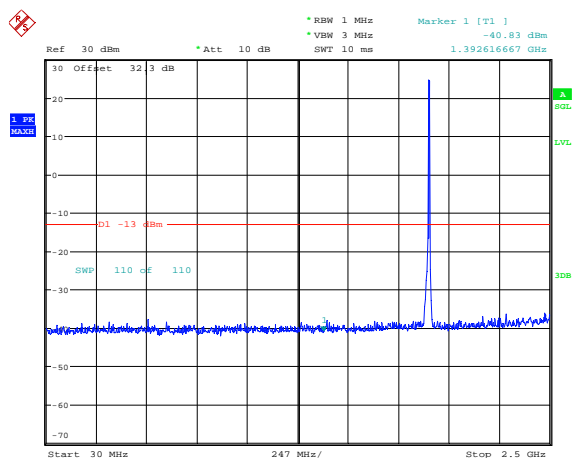
Date: 23.APR.2015 15:29:23

**Figure 2-10a: BAND II, Spurious Conducted Emissions, Middle Channel**



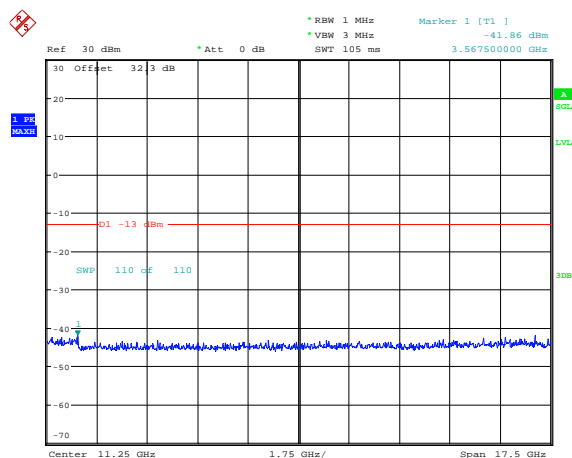
Date: 23.APR.2015 15:52:12

**Figure 2-11a: BAND II, Spurious Conducted Emissions, High Channel**




Date: 23.APR.2015 15:32:44

**Figure 2-12a: BAND II, Spurious Conducted Emissions, High Channel**

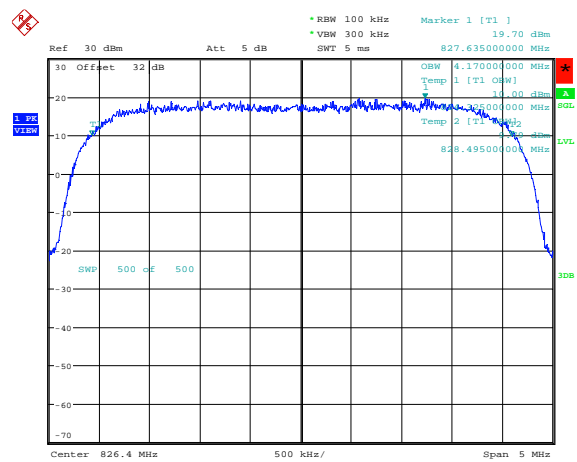


Date: 23.APR.2015 15:27:29

	EMC Test Report for the BlackBerry® smartphone Model RHR191LW (SQW100-4) <b>APPENDIX 2A</b>	
<b>Test Report No.:</b> RTS-6067-1505-13	<b>Dates of Test:</b> March 31 to May 11, and June 18, 2015	<b>FCC ID:</b> L6ARHR190LW <b>IC:</b> 2503A-RHR190LW

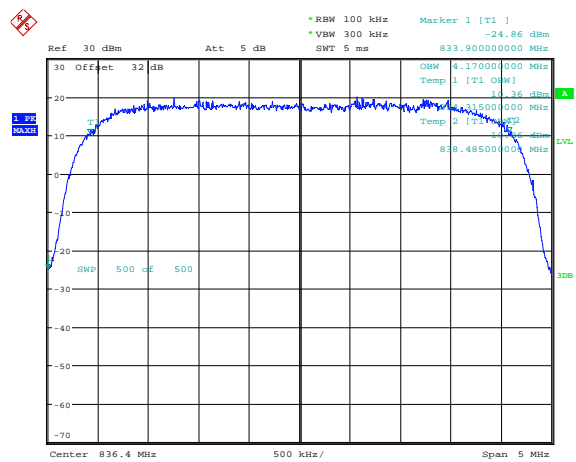
WCDMA Conducted RF Emission Test Data cont'd

Figure 2-13a: Occupied Bandwidth, Band V Low Channel



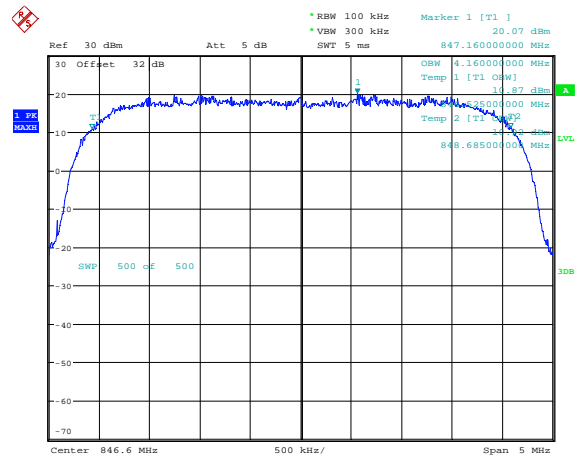
Date: 24.APR.2015 10:12:42

Figure 2-14a: Occupied Bandwidth, Band V Middle Channel



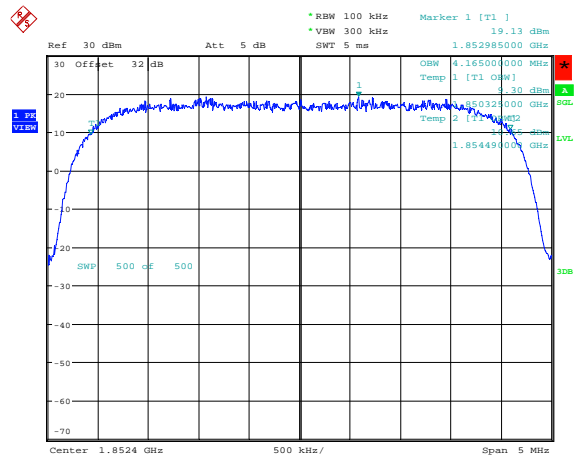
Date: 24.APR.2015 10:13:37

Figure 2-15a: Occupied Bandwidth, Band V High Channel




Date: 24.APR.2015 10:14:12

Figure 2-16a: Occupied Bandwidth, Band II Low Channel

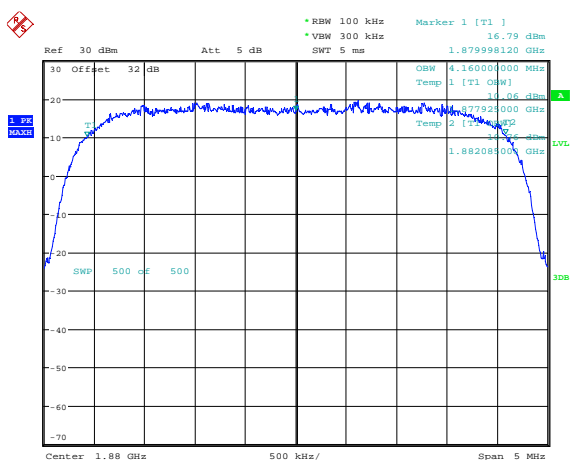


Date: 23.APR.2015 15:39:54

	EMC Test Report for the BlackBerry® smartphone Model RHR191LW (SQW100-4) <b>APPENDIX 2A</b>	
<b>Test Report No.:</b> RTS-6067-1505-13	<b>Dates of Test:</b> March 31 to May 11, and June 18, 2015	<b>FCC ID:</b> L6ARHR190LW <b>IC:</b> 2503A-RHR190LW

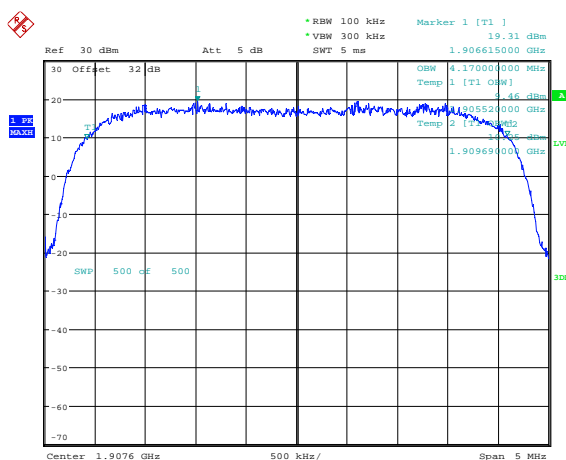
## WCDMA Conducted RF Emission Test Data cont'd

**Figure 2-17a: Occupied Bandwidth, Band II Middle Channel**



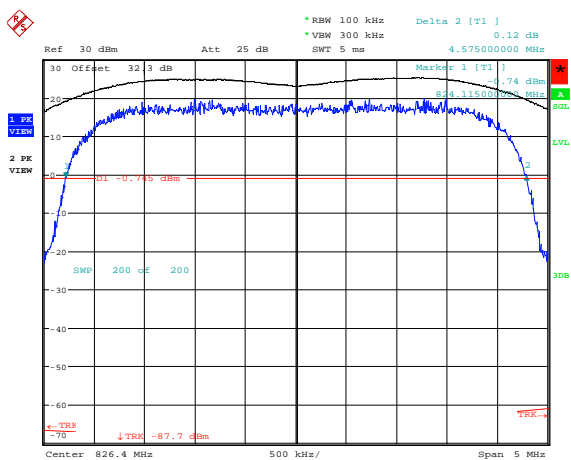
Date: 23.APR.2015 15:40:52

**Figure 2-18a: Occupied Bandwidth, Band II High Channel**



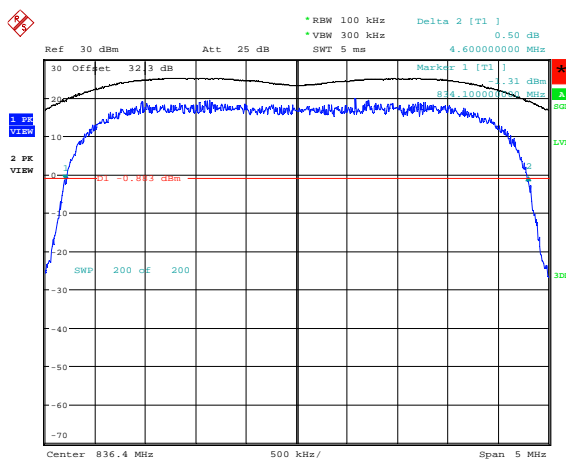
Date: 23.APR.2015 15:41:34

**Figure 2-19a: -26 dBc Bandwidth, Band V Low Channel**




Date: 23.APR.2015 15:53:40

**Figure 2-20a: -26 dBc Bandwidth, Band V Middle Channel**



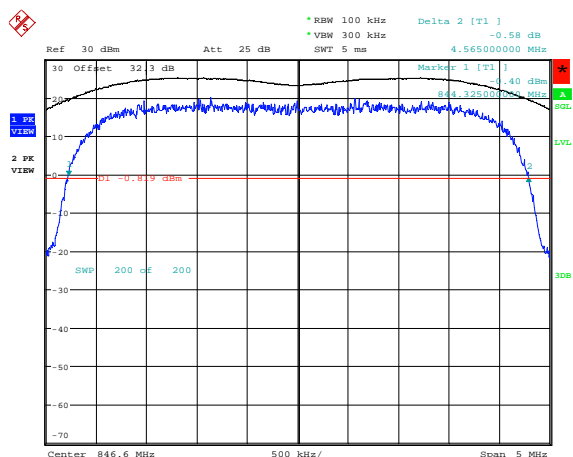
Date: 23.APR.2015 15:55:02



	EMC Test Report for the BlackBerry® smartphone Model RHR191LW (SQW100-4) <b>APPENDIX 2A</b>	
<b>Test Report No.:</b> RTS-6067-1505-13	<b>Dates of Test:</b> March 31 to May 11, and June 18, 2015	<b>FCC ID:</b> L6ARHR190LW <b>IC:</b> 2503A-RHR190LW

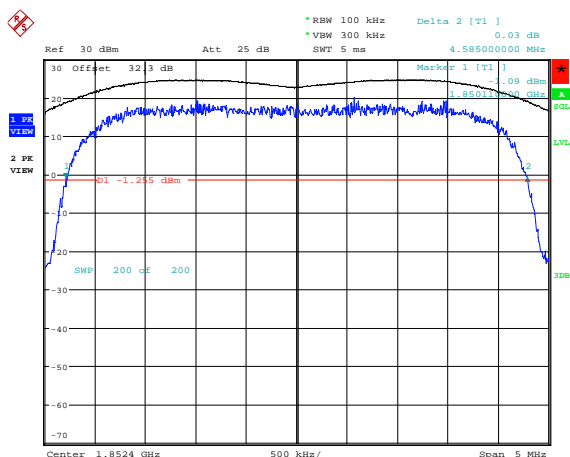
## WCDMA Conducted RF Emission Test Data cont'd

**Figure 2-21a: -26 dBc Bandwidth, Band V High Channel**



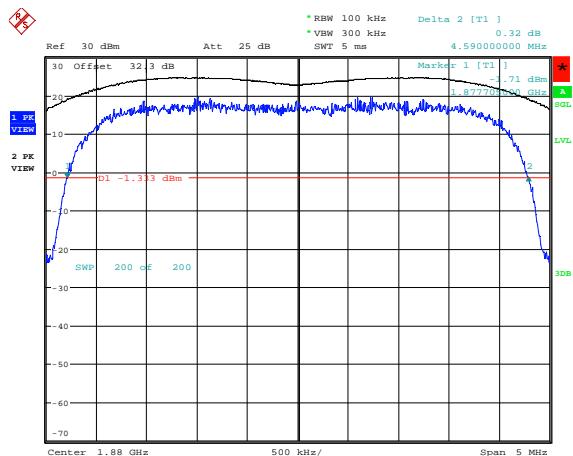
Date: 23.APR.2015 15:56:31

**Figure 2-22a: -26 dBc Bandwidth, Band II Low Channel**



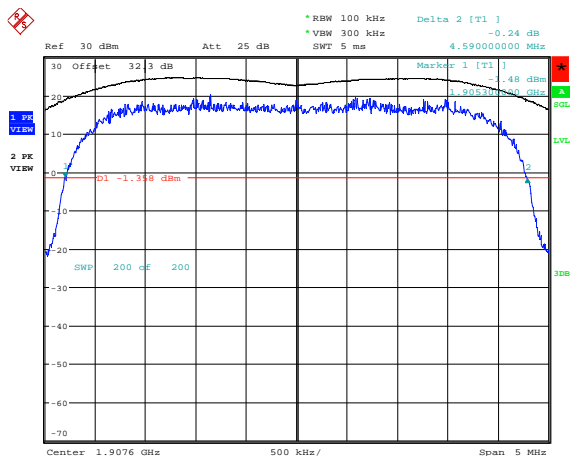
Date: 23.APR.2015 15:35:26

**Figure 2-23a: -26 dBc Bandwidth, Band II Middle Channel**




Date: 23.APR.2015 15:36:33

**Figure 2-24a: -26 dBc Bandwidth, Band II High Channel**

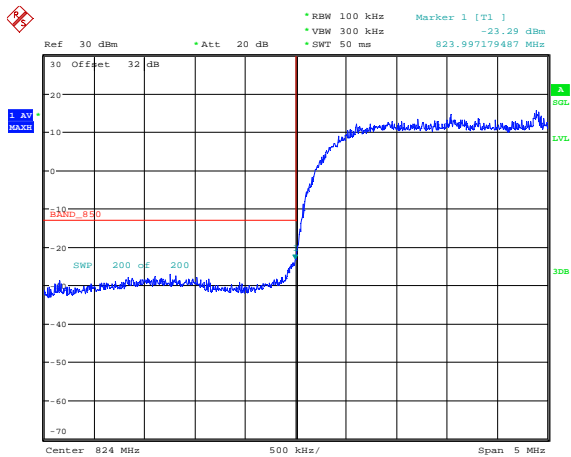


Date: 23.APR.2015 15:37:56

	EMC Test Report for the BlackBerry® smartphone Model RHR191LW (SQW100-4) <b>APPENDIX 2A</b>	
<b>Test Report No.:</b> RTS-6067-1505-13	<b>Dates of Test:</b> March 31 to May 11, and June 18, 2015	<b>FCC ID:</b> L6ARHR190LW <b>IC:</b> 2503A-RHR190LW

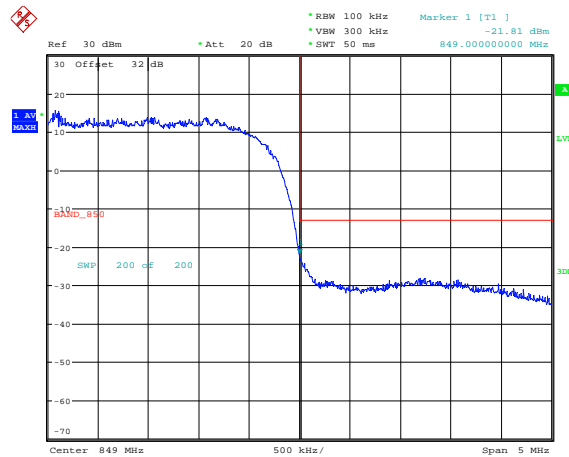
## WCDMA Conducted RF Emission Test Data cont'd

**Figure 2-25a: Band V Low Channel Mask**



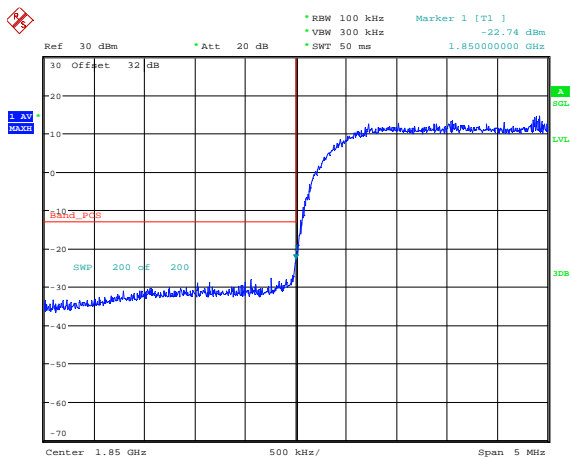
Date: 24.APR.2015 10:15:55

**Figure 2-26a: Band V High Channel Mask**



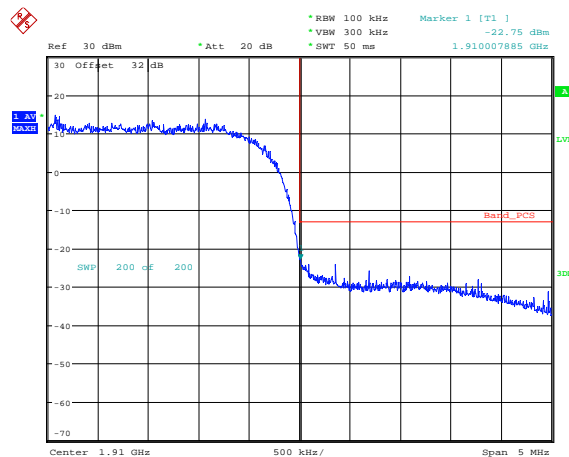
Date: 24.APR.2015 10:17:32

**Figure 2-27a: Band II Low Channel Mask**




Date: 23.APR.2015 15:43:42

**Figure 2-28a: Band II High Channel Mask**

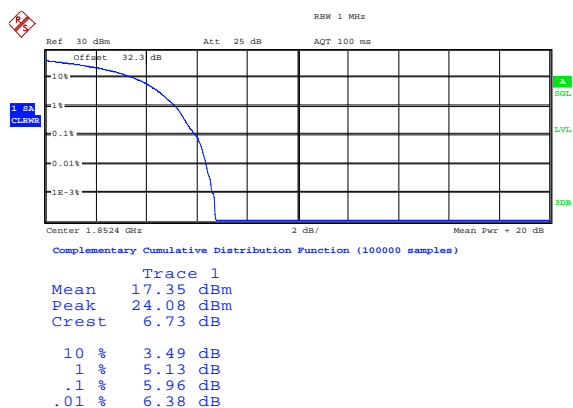


Date: 23.APR.2015 15:44:51

	EMC Test Report for the BlackBerry® smartphone Model RHR191LW (SQW100-4) <b>APPENDIX 2A</b>	
<b>Test Report No.:</b> RTS-6067-1505-13	<b>Dates of Test:</b> March 31 to May 11, and June 18, 2015	<b>FCC ID:</b> L6ARHR190LW <b>IC:</b> 2503A-RHR190LW

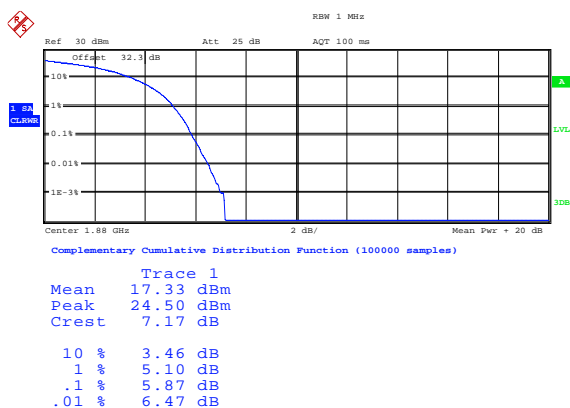
## WCDMA Conducted RF Emission Test Data cont'd

**Figure 2-29a: Band II, PAR Low Channel**



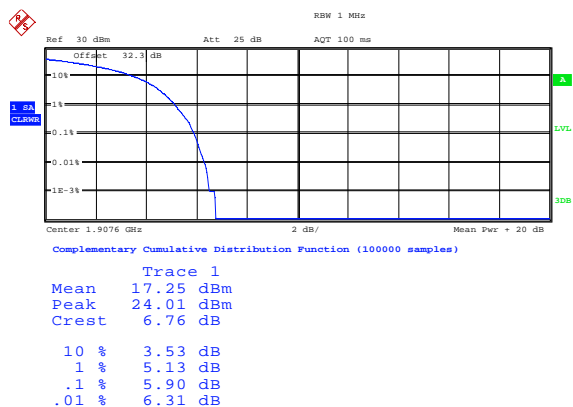
Date: 23.APR.2015 15:45:54

**Figure 2-30a: Band II, PAR Mid Channel**




Date: 23.APR.2015 15:46:21

**Figure 2-31a: Band II, PAR High Channel**

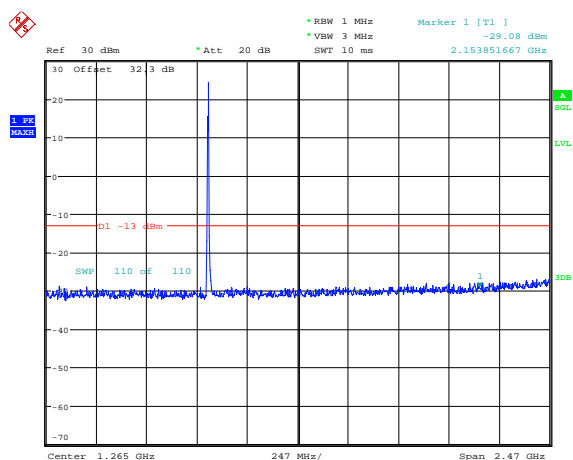


Date: 23.APR.2015 15:46:42

	EMC Test Report for the BlackBerry® smartphone Model RHR191LW (SQW100-4) <b>APPENDIX 2A</b>	
<b>Test Report No.:</b> RTS-6067-1505-13	<b>Dates of Test:</b> March 31 to May 11, and June 18, 2015	<b>FCC ID:</b> L6ARHR190LW <b>IC:</b> 2503A-RHR190LW

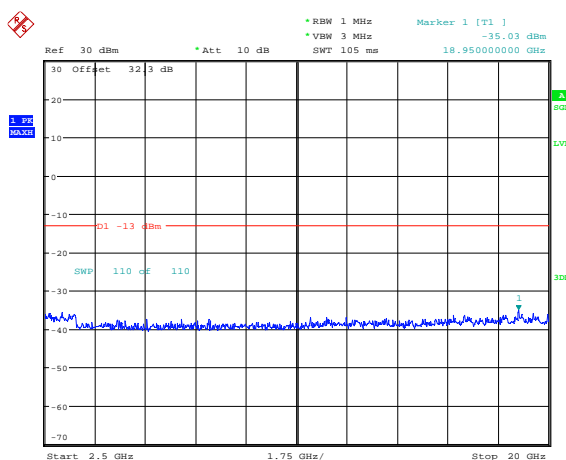
## WCDMA Conducted RF Emission Test Data cont'd

**Figure 2-32a: Band V HSUPA, Spurious Conducted Emissions, Low channel**



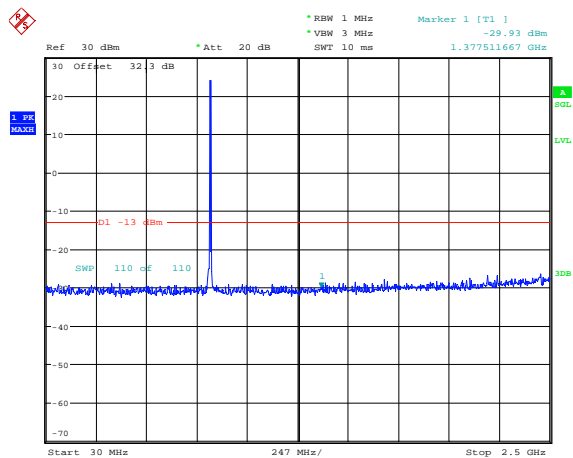
Date: 24.APR.2015 10:26:44

**Figure 2-33a: Band V HSUPA, Spurious Conducted Emissions, Low channel**



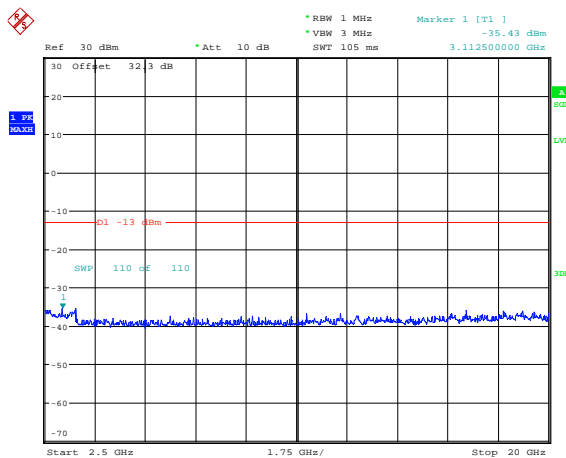
Date: 24.APR.2015 10:27:41

**Figure 2-34a: Band V HSUPA, Spurious Conducted Emissions, Middle channel**




Date: 24.APR.2015 10:32:22

**Figure 2-35a: Band V HSUPA, Spurious Conducted Emissions, Middle channel**

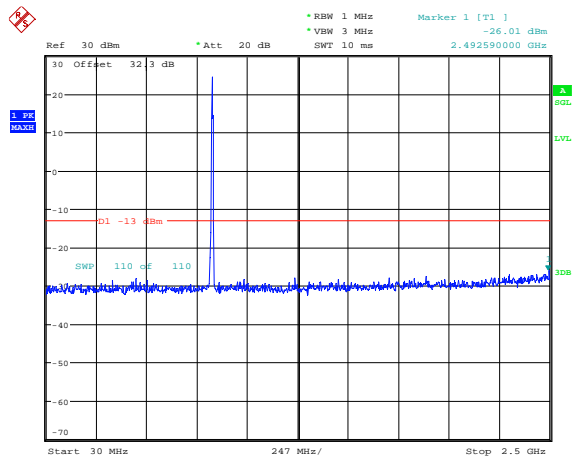


Date: 24.APR.2015 10:33:09

	EMC Test Report for the BlackBerry® smartphone Model RHR191LW (SQW100-4) <b>APPENDIX 2A</b>	
<b>Test Report No.:</b> RTS-6067-1505-13	<b>Dates of Test:</b> March 31 to May 11, and June 18, 2015	<b>FCC ID:</b> L6ARHR190LW <b>IC:</b> 2503A-RHR190LW

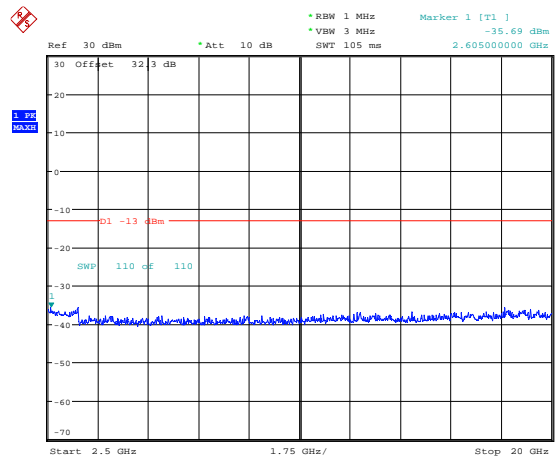
## WCDMA Conducted RF Emission Test Data cont'd

**Figure 2-36a: Band V HSUPA, Spurious Conducted Emissions, High Channel**



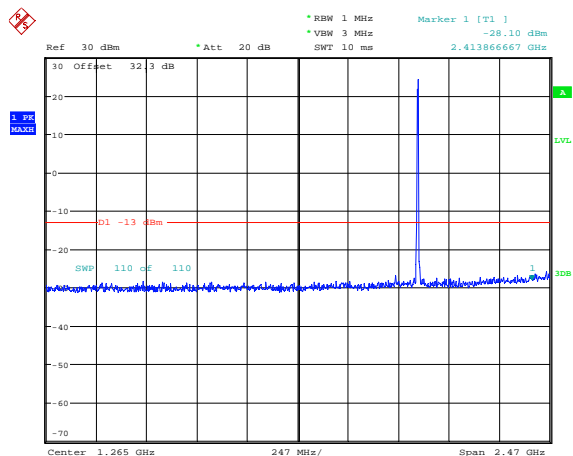
Date: 24.APR.2015 10:34:11

**Figure 2-37a: Band V HSUPA, Spurious Conducted Emissions, High Channel**



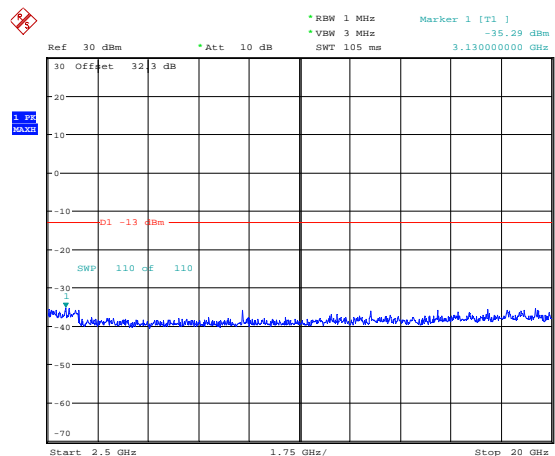
Date: 24.APR.2015 10:34:50

**Figure 2-38a: Band II HSUPA, Spurious Conducted Emissions, Low Channel**




Date: 24.APR.2015 10:43:05

**Figure 2-39a: Band II HSUPA, Spurious Conducted Emissions, Low Channel**

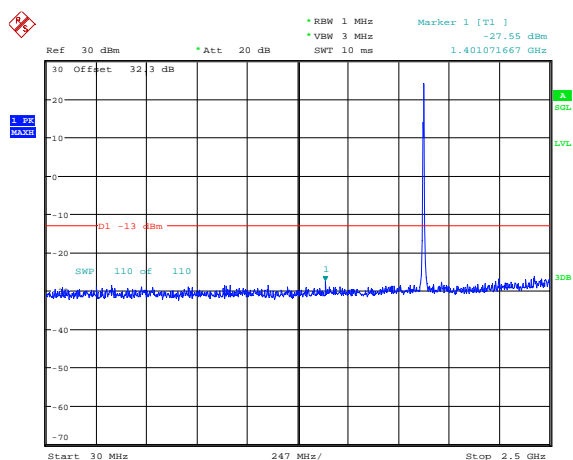


Date: 24.APR.2015 10:43:59

	EMC Test Report for the BlackBerry® smartphone Model RHR191LW (SQW100-4) <b>APPENDIX 2A</b>	
<b>Test Report No.:</b> RTS-6067-1505-13	<b>Dates of Test:</b> March 31 to May 11, and June 18, 2015	<b>FCC ID:</b> L6ARHR190LW <b>IC:</b> 2503A-RHR190LW

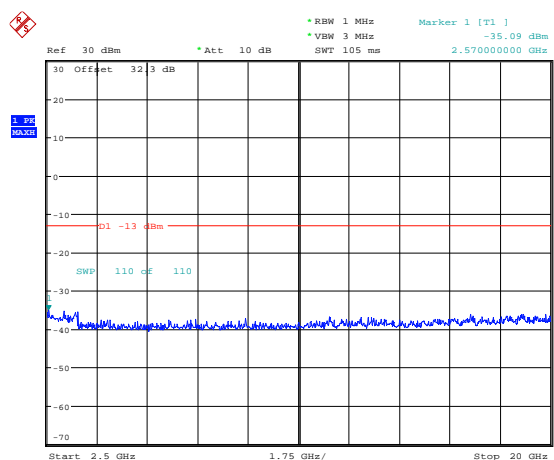
## WCDMA Conducted RF Emission Test Data cont'd

**Figure 2-40a: Band II HSUPA, Spurious Conducted Emissions, Middle Channel**



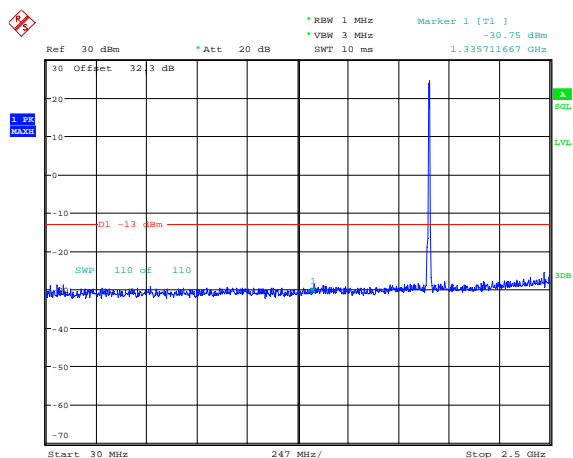
Date: 24.APR.2015 10:44:44

**Figure 2-41a: Band II HSUPA, Spurious Conducted Emissions, Middle Channel**



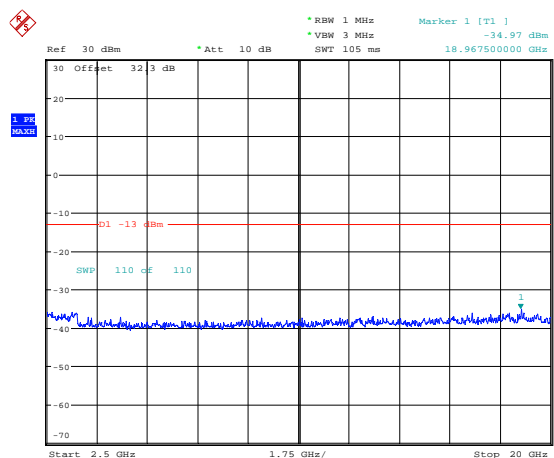
Date: 24.APR.2015 10:45:21

**Figure 2-42a: Band II HSUPA, Spurious Conducted Emissions, High Channel**




Date: 24.APR.2015 10:46:30

**Figure 2-43a: Band II HSUPA, Spurious Conducted Emissions, High Channel**

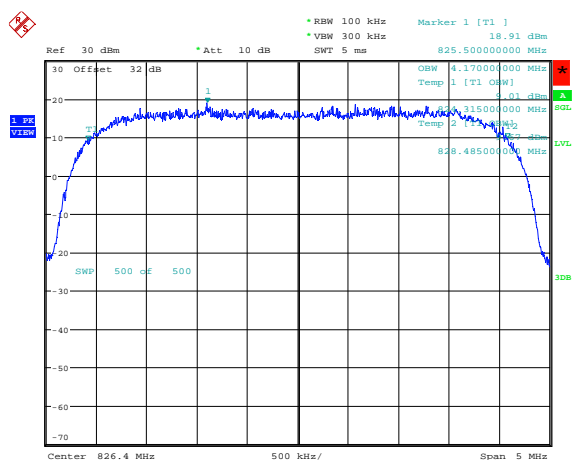


Date: 24.APR.2015 10:47:08

	EMC Test Report for the BlackBerry® smartphone Model RHR191LW (SQW100-4) <b>APPENDIX 2A</b>	
<b>Test Report No.:</b> RTS-6067-1505-13	<b>Dates of Test:</b> March 31 to May 11, and June 18, 2015	<b>FCC ID:</b> L6ARHR190LW <b>IC:</b> 2503A-RHR190LW

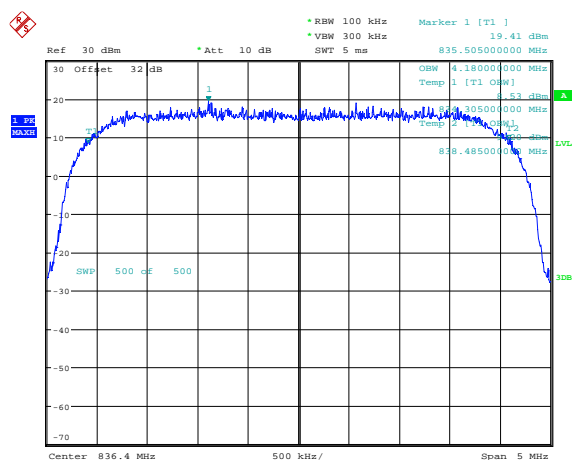
## WCDMA Conducted RF Emission Test Data cont'd

**Figure 2-44a: Occupied Bandwidth, Band V  
HSUPA Low Channel**



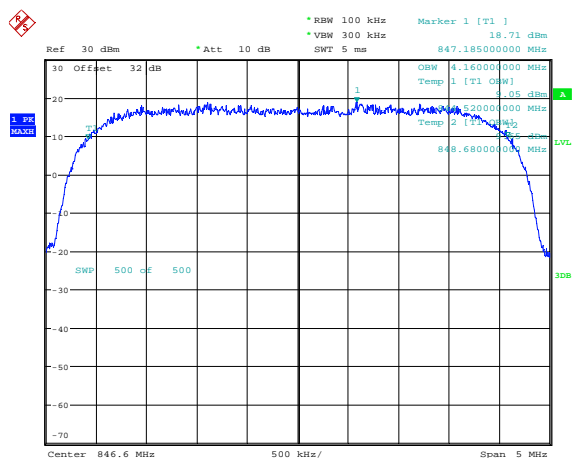
Date: 24.APR.2015 10:36:13

**Figure 2-45a: Occupied Bandwidth, Band V  
HSUPA Middle Channel**



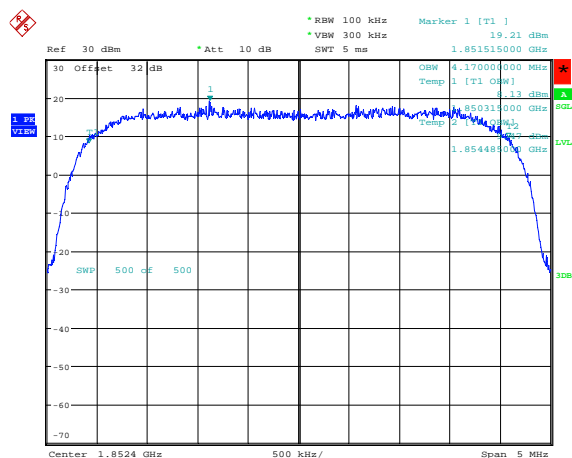
Date: 24.APR.2015 10:37:14

**Figure 2-46a: Occupied Bandwidth, Band V  
HSUPA High Channel**




Date: 24.APR.2015 10:37:49

**Figure 2-47a: Occupied Bandwidth, Band II  
HSUPA Low Channel**

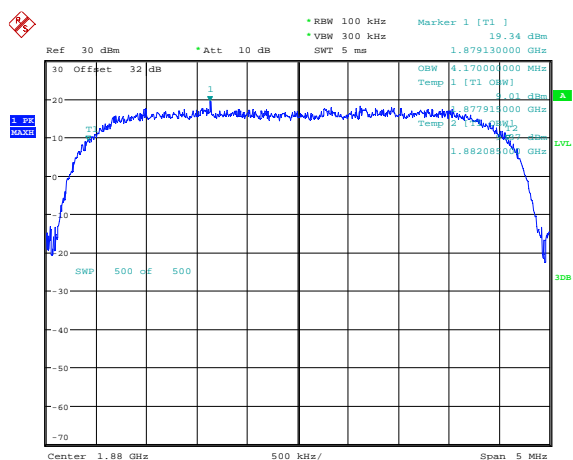


Date: 24.APR.2015 10:48:20

	EMC Test Report for the BlackBerry® smartphone Model RHR191LW (SQW100-4) <b>APPENDIX 2A</b>	
<b>Test Report No.:</b> RTS-6067-1505-13	<b>Dates of Test:</b> March 31 to May 11, and June 18, 2015	<b>FCC ID:</b> L6ARHR190LW <b>IC:</b> 2503A-RHR190LW

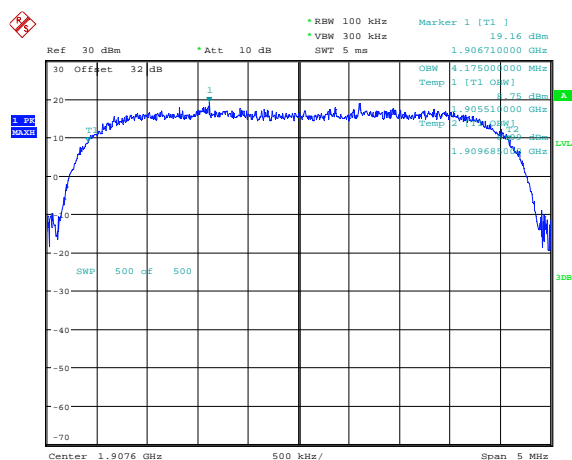
## WCDMA Conducted RF Emission Test Data cont'd

**Figure 2-48a: Occupied Bandwidth, Band II HSUPA Middle Channel**



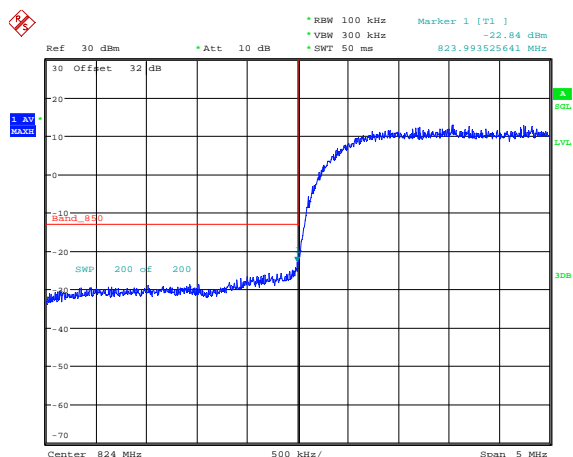
Date: 24.APR.2015 10:49:01

**Figure 2-49a: Occupied Bandwidth, Band II HSUPA High Channel**



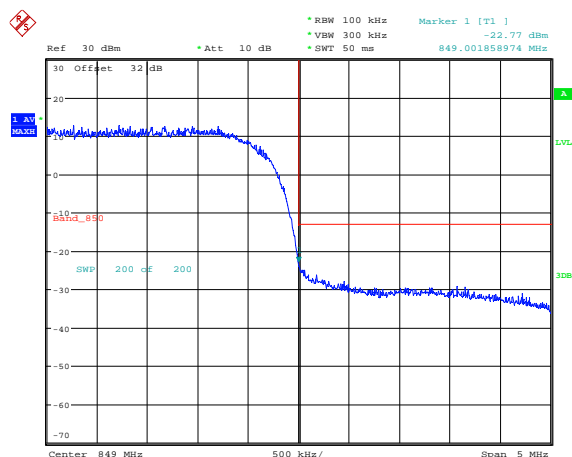
Date: 24.APR.2015 10:50:09

**Figure 2-50a: Band V, HSUPA Low Channel Mask**




Date: 24.APR.2015 10:39:15

**Figure 2-51a: Band V, HSUPA High Channel Mask**



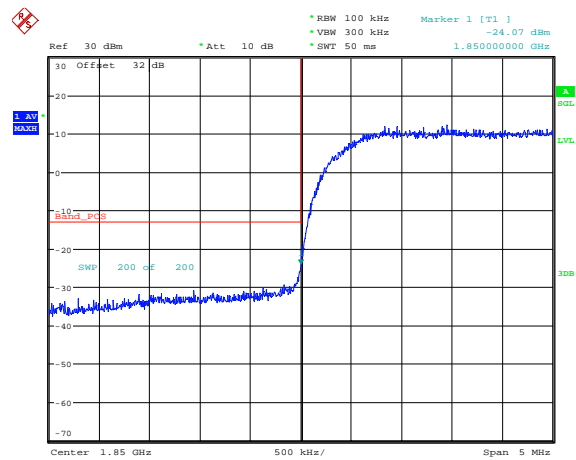
Date: 24.APR.2015 10:40:14



	EMC Test Report for the BlackBerry® smartphone Model RHR191LW (SQW100-4) <b>APPENDIX 2A</b>	
<b>Test Report No.:</b> RTS-6067-1505-13	<b>Dates of Test:</b> March 31 to May 11, and June 18, 2015	<b>FCC ID:</b> L6ARHR190LW <b>IC:</b> 2503A-RHR190LW

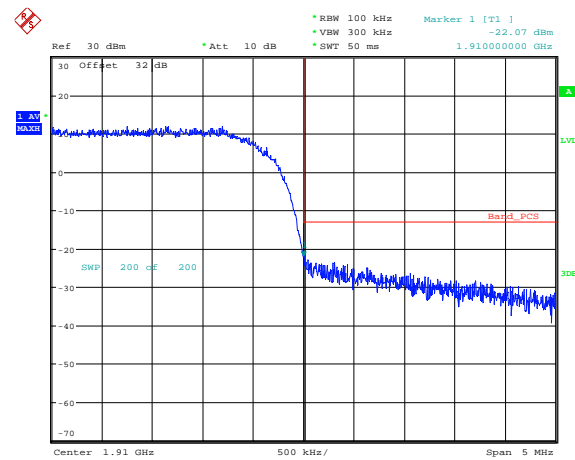
WCDMA Conducted RF Emission Test Data cont'd

Figure 2-52a: Band II, HSUPA Low Channel Mask




Date: 24.APR.2015 10:52:22

Figure 2-53a: Band II, HSUPA High Channel Mask

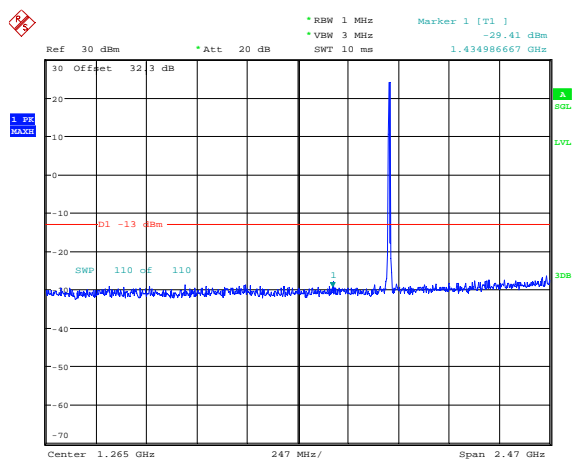


Date: 24.APR.2015 10:53:18

	EMC Test Report for the BlackBerry® smartphone Model RHR191LW (SQW100-4) <b>APPENDIX 2A</b>	
<b>Test Report No.:</b> RTS-6067-1505-13	<b>Dates of Test:</b> March 31 to May 11, and June 18, 2015	<b>FCC ID:</b> L6ARHR190LW <b>IC:</b> 2503A-RHR190LW

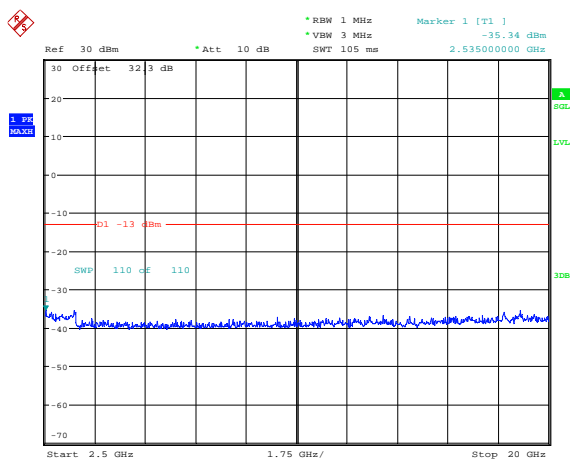
## WCDMA Conducted RF Emission Test Data cont'd

**Figure 2-1b: Band IV, Spurious Conducted Emissions, Low channel**



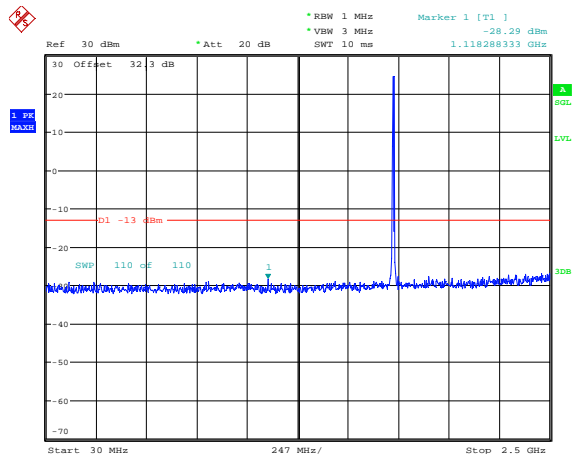
Date: 24.APR.2015 12:13:32

**Figure 2-2b: Band IV, Spurious Conducted Emissions, Low channel**



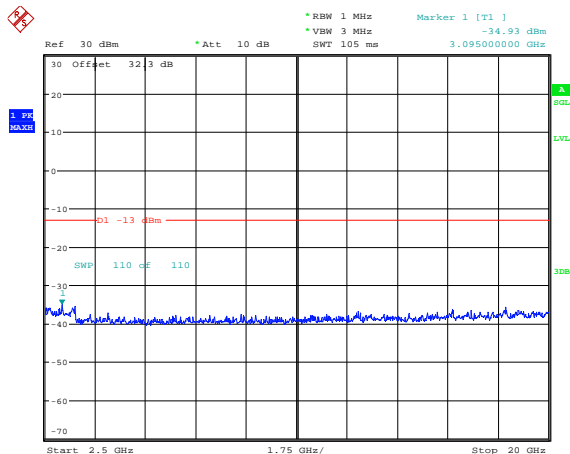
Date: 24.APR.2015 12:14:11

**Figure 2-3b: Band IV, Spurious Conducted Emissions, Middle channel**



Date: 24.APR.2015 12:14:46

**Figure 2-4b: Band IV, Spurious Conducted Emissions, Middle channel**



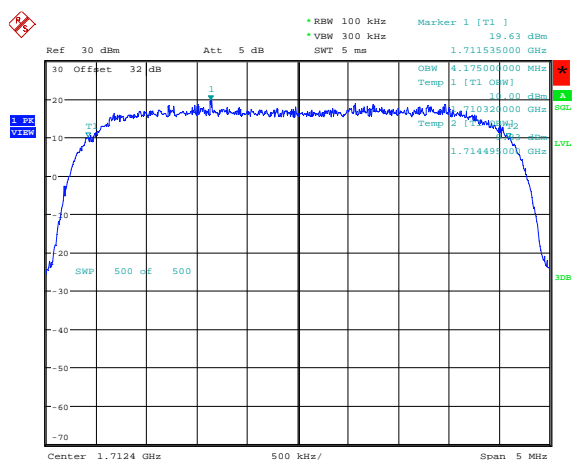
Date: 24.APR.2015 12:15:24



	EMC Test Report for the BlackBerry® smartphone Model RHR191LW (SQW100-4) <b>APPENDIX 2A</b>	
<b>Test Report No.:</b> RTS-6067-1505-13	<b>Dates of Test:</b> March 31 to May 11, and June 18, 2015	<b>FCC ID:</b> L6ARHR190LW <b>IC:</b> 2503A-RHR190LW

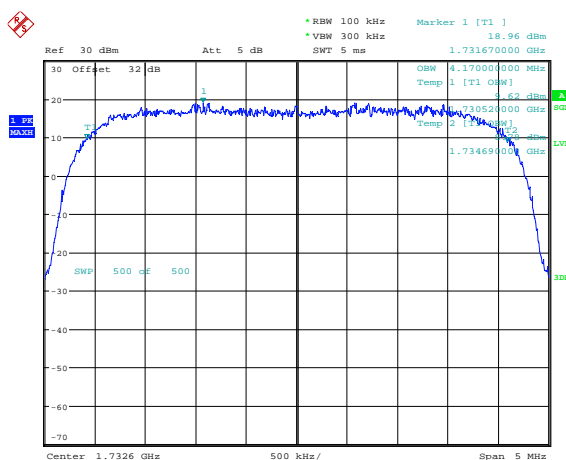
## WCDMA Conducted RF Emission Test Data cont'd

**Figure 2-7b: Occupied Bandwidth, Band IV Low Channel**



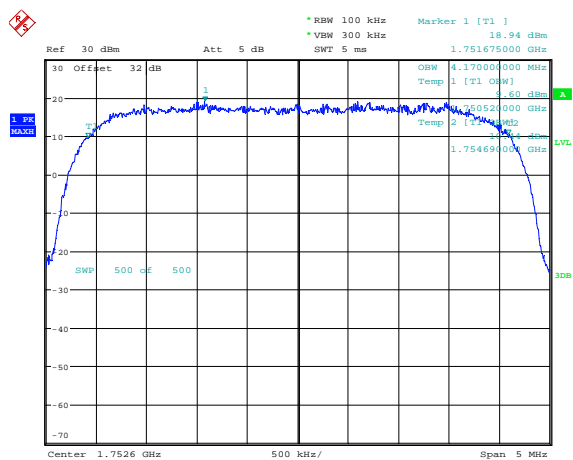
Date: 24.APR.2015 12:22:41

**Figure 2-8b: Occupied Bandwidth, Band IV Middle Channel**



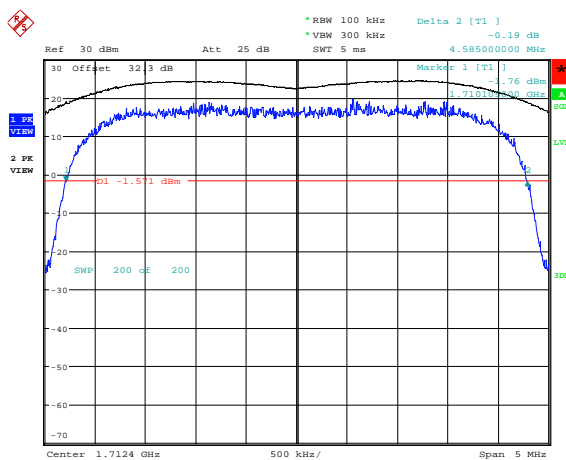
Date: 24.APR.2015 12:23:32

**Figure 2-9b: Occupied Bandwidth, Band IV High Channel**



Date: 24.APR.2015 12:24:05

**Figure 2-10b: -26 dBc Bandwidth, Band IV Low Channel**



Date: 24.APR.2015 12:18:30


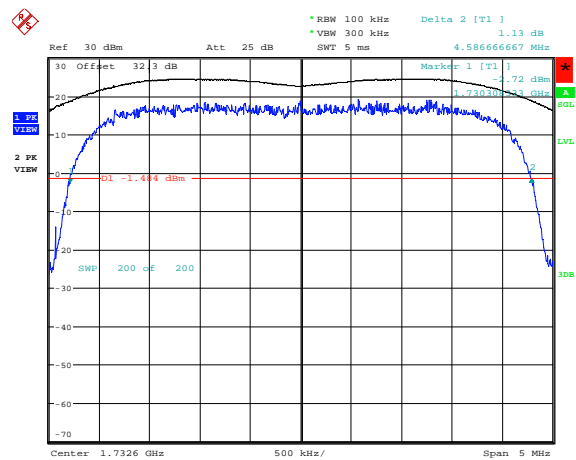
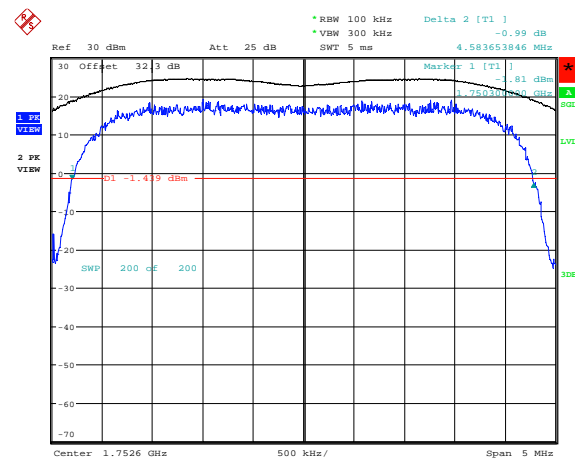
	EMC Test Report for the BlackBerry® smartphone Model RHR191LW (SQW100-4) <b>APPENDIX 2A</b>	
<b>Test Report No.:</b> RTS-6067-1505-13	<b>Dates of Test:</b> March 31 to May 11, and June 18, 2015	<b>FCC ID:</b> L6ARHR190LW <b>IC:</b> 2503A-RHR190LW

Figure 2-11b: -26 dBc Bandwidth, Band IV Middle Channel



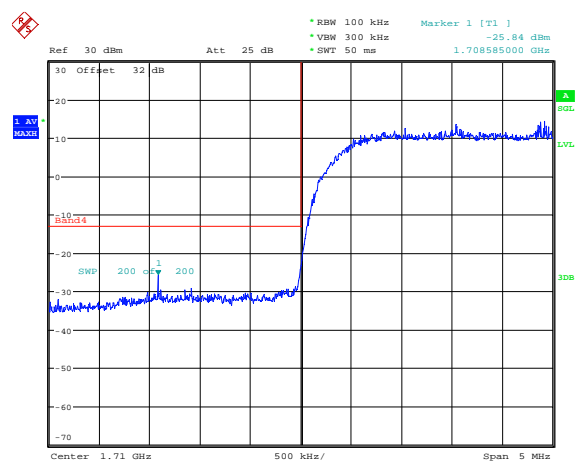
Date: 24.APR.2015 12:19:43

Figure 2-12b: -26 dBc Bandwidth, Band IV High Channel



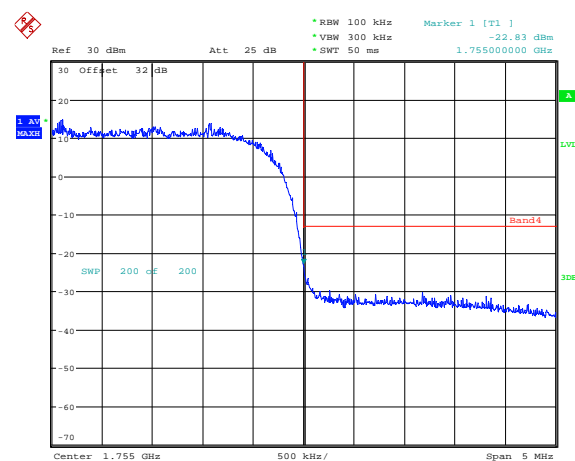
Date: 24.APR.2015 12:20:47

Figure 2-13b: Band IV Low Channel Mask




Date: 24.APR.2015 12:25:22

Figure 2-14b: Band IV High Channel Mask

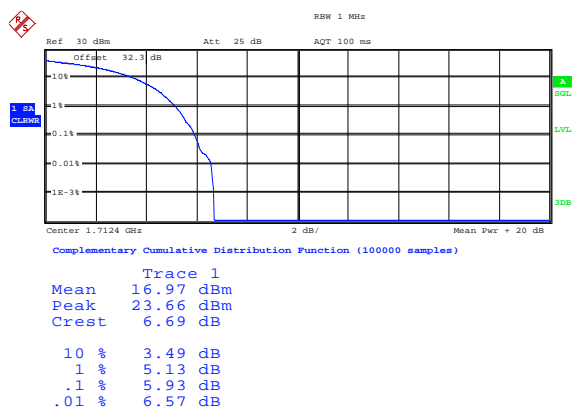


Date: 24.APR.2015 12:26:02

	EMC Test Report for the BlackBerry® smartphone Model RHR191LW (SQW100-4) <b>APPENDIX 2A</b>	
<b>Test Report No.:</b> RTS-6067-1505-13	<b>Dates of Test:</b> March 31 to May 11, and June 18, 2015	<b>FCC ID:</b> L6ARHR190LW <b>IC:</b> 2503A-RHR190LW

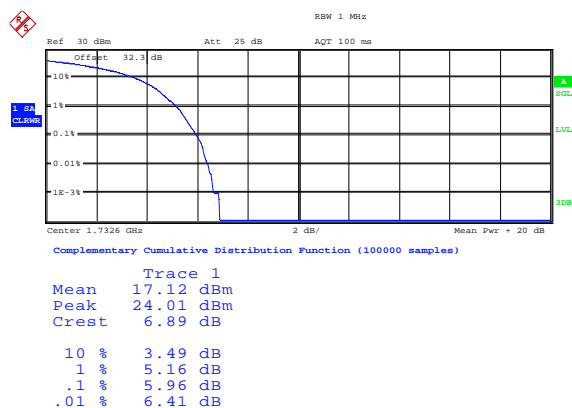
## WCDMA Conducted RF Emission Test Data cont'd

**Figure 2-15b: Band IV, PAR Low Channel**



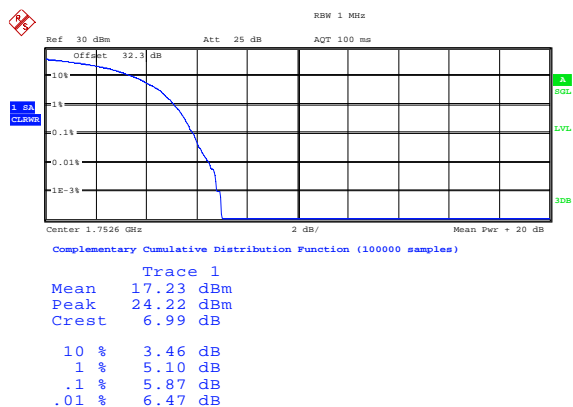
Date: 24.APR.2015 12:26:48

**Figure 2-16b: Band IV, PAR Mid Channel**




Date: 24.APR.2015 12:27:17

**Figure 2-17b: Band IV, PAR High Channel**

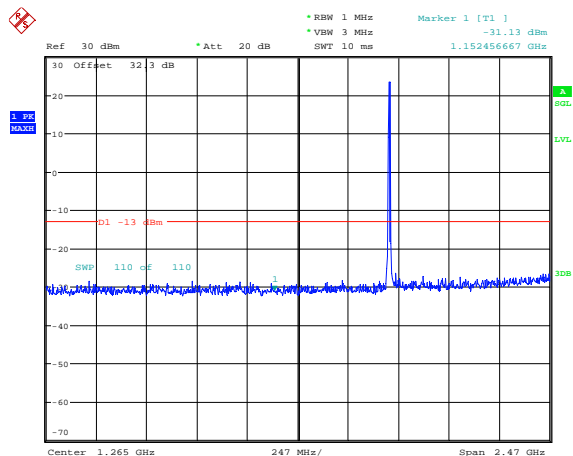


Date: 24.APR.2015 12:27:36

	EMC Test Report for the BlackBerry® smartphone Model RHR191LW (SQW100-4) <b>APPENDIX 2A</b>	
<b>Test Report No.:</b> RTS-6067-1505-13	<b>Dates of Test:</b> March 31 to May 11, and June 18, 2015	<b>FCC ID:</b> L6ARHR190LW <b>IC:</b> 2503A-RHR190LW

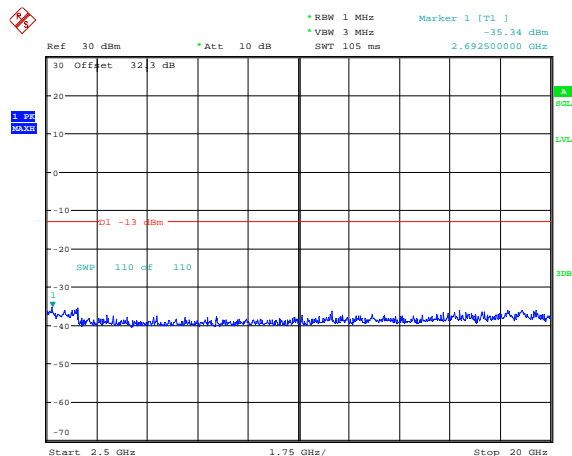
## WCDMA Conducted RF Emission Test Data cont'd

**Figure 2-18b: Band IV HSUPA, Spurious Conducted Emissions, Low channel**



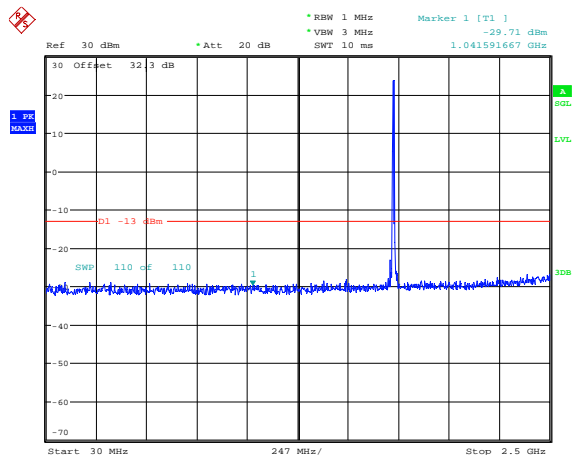
Date: 24.APR.2015 12:29:41

**Figure 2-19b: Band IV HSUPA, Spurious Conducted Emissions, Low channel**



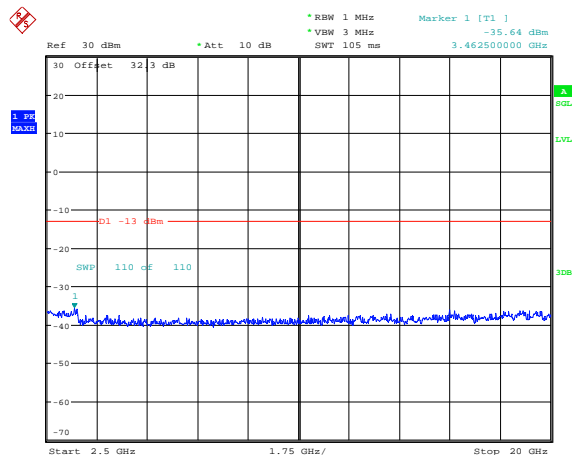
Date: 24.APR.2015 12:30:19

**Figure 2-20b: Band IV HSUPA, Spurious Conducted Emissions, Middle channel**




Date: 24.APR.2015 12:30:43

**Figure 2-21b: Band IV HSUPA, Spurious Conducted Emissions, Middle channel**

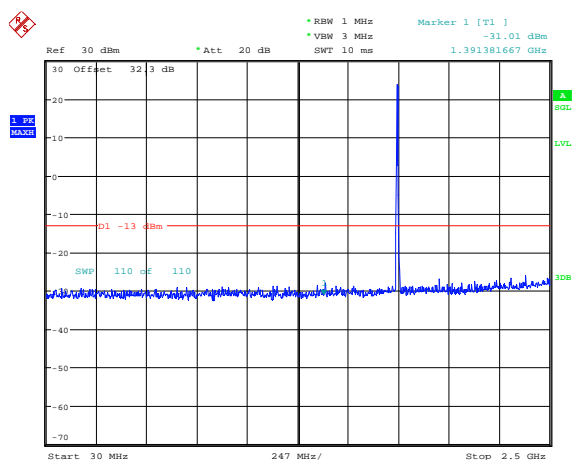


Date: 24.APR.2015 12:32:30

	EMC Test Report for the BlackBerry® smartphone Model RHR191LW (SQW100-4) <b>APPENDIX 2A</b>	
<b>Test Report No.:</b> RTS-6067-1505-13	<b>Dates of Test:</b> March 31 to May 11, and June 18, 2015	<b>FCC ID:</b> L6ARHR190LW <b>IC:</b> 2503A-RHR190LW

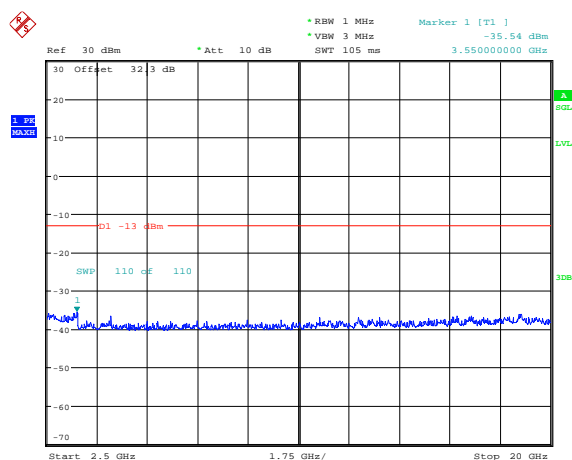
## WCDMA Conducted RF Emission Test Data cont'd

**Figure 2-22b: Band IV HSUPA, Spurious Conducted Emissions, High Channel**



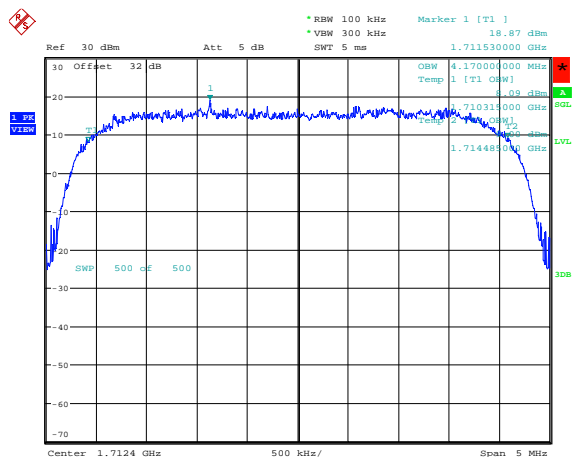
Date: 24.APR.2015 12:33:00

**Figure 2-23b: Band IV HSUPA, Spurious Conducted Emissions, High Channel**



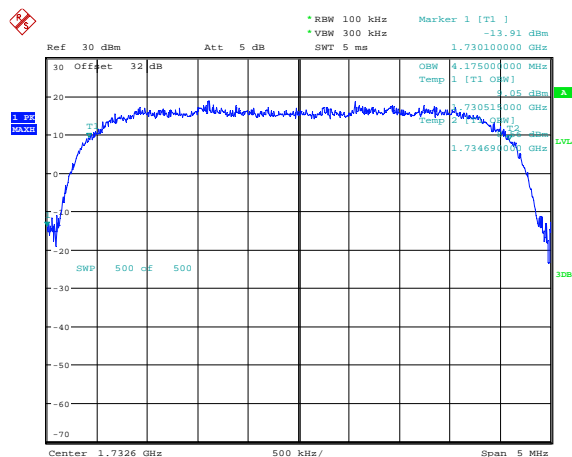
Date: 24.APR.2015 12:33:59

**Figure 2-24b: Occupied Bandwidth, Band IV HSUPA Low Channel**



Date: 24.APR.2015 12:37:26

**Figure 2-25b: Occupied Bandwidth, Band IV HSUPA Middle Channel**



Date: 24.APR.2015 12:38:07

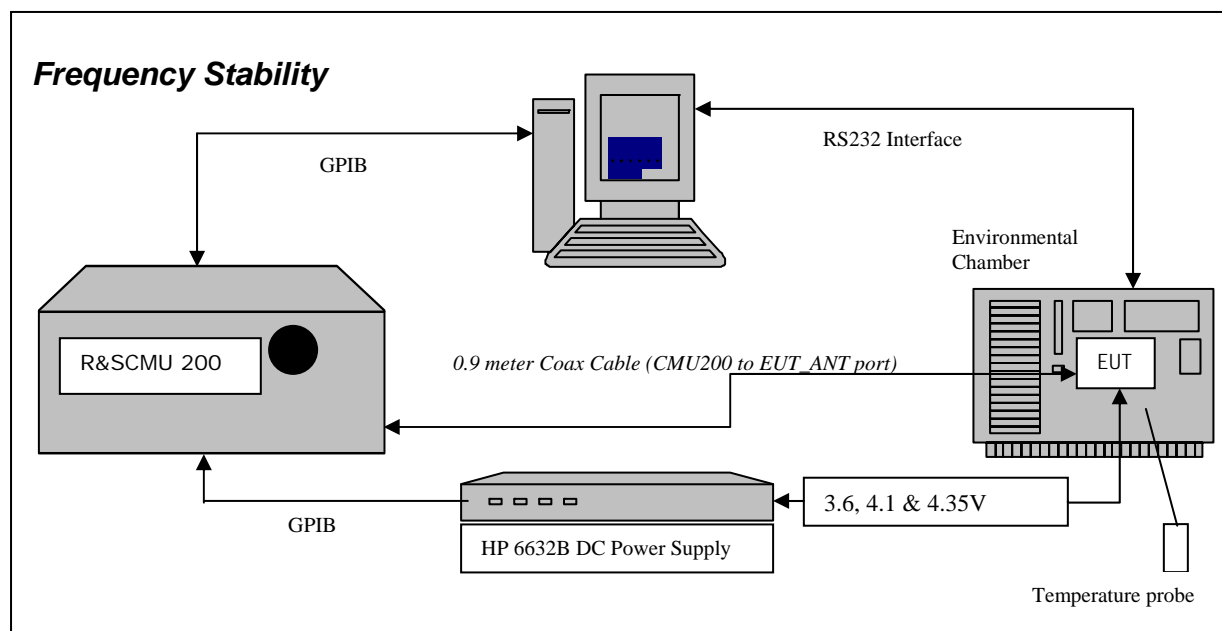




## APPENDIX 2B – WCDMA Band II/IV/V FREQUENCY STABILITY TEST DATA

<b>BlackBerry</b>	EMC Test Report for the BlackBerry® smartphone Model RHR191LW (SQW100-4) <b>APPENDIX 2B</b>	
<b>Test Report No.:</b> RTS-6067-1505-13	<b>Dates of Test:</b> March 31 to May 11, and June 18, 2015	<b>FCC ID:</b> L6ARHR190LW <b>IC:</b> 2503A-RHR190LW

### WCDMA Frequency Stability Test Data



The following measurements were performed by Sijia Li.

CFR 47 Chapter 1 - Federal Communications Commission Rules

Part 2 Required Measurements

**2.1055** Frequency Stability - Procedures

(a,b) Frequency Stability - Temperature Variation


(d) Frequency Stability - Voltage Variation

**24.235** *Frequency Stability.*

*The frequency stability shall be sufficient to ensure that the fundamental emission stays within the authorized frequency block.*

The EUT meets the requirements as stated in CFR 47 chapter 1, Section 24.235, CFR 47 chapter 1, Section 22.917 RSS-132, 4.3 Frequency Stability, and RSS-133, 6.3 Frequency Stability.

Frequency Stability measurement devices were configured as presented in the block diagram recording frequency, power, data, temperatures, and stepped voltages controlled via a GPIB interface linked to the Environmental chamber, a DC power supply, and the Communications Test Set. A 0.9-metre coax cable was calibrated to characterize the insertion loss for the transmitted frequencies between the RF input/output of the CMU 200 and the EUT antenna port.

	EMC Test Report for the BlackBerry® smartphone Model RHR191LW (SQW100-4) <b>APPENDIX 2B</b>	
Test Report No.: RTS-6067-1505-13	Dates of Test: March 31 to May 11, and June 18, 2015	FCC ID: L6ARHR190LW IC: 2503A-RHR190LW

## Test Setup:

The EUT was placed in the Temperature chamber and connected to CMU 200 outside as shown in the figure above. Dry air was pumped inside the temperature chamber to maintain a backpressure during the test. The EUT was kept in the off condition at all times except when the following measurements were to be made.


The chamber was switched on and the temperature was set to -30°C. After the chamber stabilized at -30 °C there was a soak period of one hour to alleviate moisture in the chamber, the EUT voltage was enabled. The system software recorded the frequency, power, and associated measurements.

A Computer system controlled the automated software. This application was given the command of activating all machines intrinsic to the temperature and voltage tests controlling the CMU 200 via the GPIB Bus. The Environmental Chamber was instructed through an RS-232 serial line. The EUT dialogue was passed through a serial connection.

The EUT repetitively transmitted 100 bursts for each set of programmed parameters recording temperature, voltage settings, and systematically selected frequencies. The power supply was cycled from minimum voltage 3.6 volts, 4.1 volts and to 4.35 volts maximum voltage. The frequency error was measured at a maximum output power and recorded by the automated system test software.

The EUT output power and frequency was measured at 3.6 volts, 4.1 volts and 4.35 volts. The transmit frequency was varied in 3 steps consisting of 826.4, 836.4 and 846.6 MHz for the WCDMA band V. This frequency was recorded in MHz and deviation from nominal, in Parts Per Million.

After the initial one-hour soak at the beginning of the tests, a period of thirty minutes soak was initialized between each ascending temperature step, before proceeding to the next measurement test cycle.

	EMC Test Report for the BlackBerry® smartphone Model RHR191LW (SQW100-4) <b>APPENDIX 2B</b>	
Test Report No.: RTS-6067-1505-13	Dates of Test: March 31 to May 11, and June 18, 2015	FCC ID: L6ARHR190LW IC: 2503A-RHR190LW


Procedure:

The test system software for commencing the Frequency Stability Tests carried through the following cycle.

1. Switch on the HP 6632B power supply; CMU 200 Communications test Set, and Environmental Chamber.
2. Start test program
3. Set the Temperature to –30°C and maintain a period of one- hour soak time, with the EUT supply voltage disabled.
4. Set power supply voltage to 3.6 volts.
5. Set up CMU 200 Radio Communication Tester.
6. Command the CMU 200 to switch to the low channel.
7. Enable the voltage to the EUT, and connect a link to the CMU 200 test set.
8. EUT is commanded to Transmit 100 Bursts.
9. Software logs the following data from the CMU 200, power supply and temperature chamber: Traffic Channel Number, Traffic Channel Frequency, Power Level, Chamber Temperature, Supply Voltage, Power and Frequency Error.
10. The CMU 200 commands the EUT to change frequency to the middle channel and high channel and repeats steps 7 to 9.
11. Repeat steps 5 to 10 changing the supply voltage to 4.1 Volts
12. Increase temperature by 10°C and soak for 1/2 hour.
13. Repeat steps 4 - 12 for temperatures –30°C to 60°C.
14. Repeat steps 5 to 10 changing the supply voltage to 4.35 volts

Procedure 5 to 10 was repeated at room temperature (20°C) with the power supply voltage set to 3.6, 4.1 and 4.35 volts

The maximum frequency error in the WCDMA band V measured was **-0.0122 PPM**.  
The maximum frequency error in the WCDMA band II measured was **0.0088 PPM**.  
The maximum frequency error in the WCDMA Band IV measured was **-0.0164 PPM**.


	EMC Test Report for the BlackBerry® smartphone Model RHR191LW (SQW100-4) <b>APPENDIX 2B</b>	
Test Report No.: RTS-6067-1505-13	Dates of Test: March 31 to May 11, and June 18, 2015	FCC ID: L6ARHR190LW IC: 2503A-RHR190LW

**WCDMA Band V results: channels 4132, 4182 and 4233 @ 20°C maximum transmitted power**

Traffic Channel Number	WCDMA Band V Frequency (MHz)	Voltage (Volts)	Temperature (Celsius)	Frequency Error (Hz)	PPM
4132	826.4	3.6	20	5.72	0.0069
4182	836.4	3.6	20	3.56	0.0043
4233	846.6	3.6	20	5.31	0.0063


Traffic Channel Number	WCDMA Band V Frequency (MHz)	Voltage (Volts)	Temperature (Celsius)	Frequency Error (Hz)	PPM
4132	826.4	4.1	20	-6.71	-0.0081
4182	836.4	4.1	20	-6.84	-0.0082
4233	846.6	4.1	20	5.75	0.0068

Traffic Channel Number	WCDMA Band V Frequency (MHz)	Voltage (Volts)	Temperature (Celsius)	Frequency Error (Hz)	PPM
4132	826.4	4.35	20	-4.94	-0.0060
4182	836.4	4.35	20	4.20	0.0050
4233	846.6	4.35	20	5.29	0.0063

	EMC Test Report for the BlackBerry® smartphone Model RHR191LW (SQW100-4) <b>APPENDIX 2B</b>	
Test Report No.: RTS-6067-1505-13	Dates of Test: March 31 to May 11, and June 18, 2015	FCC ID: L6ARHR190LW IC: 2503A-RHR190LW

**WCDMA Band V Results: channel 4132 @ maximum transmitted power**


Traffic Channel Number	Frequency (MHz)	Voltage (Volts)	Temperature (Celsius)	Frequency Error (Hz)	PPM
4132	826.4	3.6	-30	4.55	0.0055
4132	826.4	3.6	-20	-4.36	-0.0053
4132	826.4	3.6	-10	-6.29	-0.0076
4132	826.4	3.6	0	-5.40	-0.0065
4132	826.4	3.6	10	-4.97	-0.0060
4132	826.4	3.6	20	5.72	0.0069
4132	826.4	3.6	30	7.19	0.0087
4132	826.4	3.6	40	7.35	0.0089
4132	826.4	3.6	50	6.52	0.0079
Traffic Channel Number	Frequency (MHz)	Voltage (Volts)	Temperature (Celsius)	Frequency Error (Hz)	PPM
4132	826.4	4.1	-30	5.66	0.0069
4132	826.4	4.1	-20	-6.97	-0.0084
4132	826.4	4.1	-10	-6.59	-0.0080
4132	826.4	4.1	0	-6.30	-0.0076
4132	826.4	4.1	10	-7.08	-0.0086
4132	826.4	4.1	20	-6.71	-0.0081
4132	826.4	4.1	30	5.84	0.0071
4132	826.4	4.1	40	6.18	0.0075
4132	826.4	4.1	50	6.41	0.0078
Traffic Channel Number	Frequency (MHz)	Voltage (Volts)	Temperature (Celsius)	Frequency Error (Hz)	PPM
4132	826.4	4.35	-30	5.26	0.0064
4132	826.4	4.35	-20	-5.80	-0.0070
4132	826.4	4.35	-10	-6.85	-0.0083
4132	826.4	4.35	0	-5.46	-0.0066
4132	826.4	4.35	10	-6.01	-0.0073
4132	826.4	4.35	20	-4.94	-0.0060
4132	826.4	4.35	30	5.83	0.0071
4132	826.4	4.35	40	7.19	0.0087
4132	826.4	4.35	50	7.49	0.0091

	EMC Test Report for the BlackBerry® smartphone Model RHR191LW (SQW100-4) <b>APPENDIX 2B</b>	
<b>Test Report No.:</b> RTS-6067-1505-13	<b>Dates of Test:</b> March 31 to May 11, and June 18, 2015	<b>FCC ID:</b> L6ARHR190LW <b>IC:</b> 2503A-RHR190LW

WCDMA Band V Results: channel 4182 @ maximum transmitted power


Traffic Channel Number	Frequency (MHz)	Voltage (Volts)	Temperature (Celsius)	Frequency Error (Hz)	PPM
4182	836.4	3.6	-30	-3.85	-0.0046
4182	836.4	3.6	-20	-4.97	-0.0059
4182	836.4	3.6	-10	4.85	0.0058
4182	836.4	3.6	0	4.17	0.0050
4182	836.4	3.6	10	4.20	0.0050
4182	836.4	3.6	20	3.56	0.0043
4182	836.4	3.6	30	-6.39	-0.0076
4182	836.4	3.6	40	5.68	0.0068
4182	836.4	3.6	50	-3.92	-0.0047
Traffic Channel Number	Frequency (MHz)	Voltage (Volts)	Temperature (Celsius)	Frequency Error (Hz)	PPM
4182	836.4	4.1	-30	-5.16	-0.0062
4182	836.4	4.1	-20	-3.78	-0.0045
4182	836.4	4.1	-10	5.08	0.0061
4182	836.4	4.1	0	5.81	0.0070
4182	836.4	4.1	10	-4.20	-0.0050
4182	836.4	4.1	20	-6.84	-0.0082
4182	836.4	4.1	30	4.59	0.0055
4182	836.4	4.1	40	5.37	0.0064
4182	836.4	4.1	50	4.85	0.0058
Traffic Channel Number	Frequency (MHz)	Voltage (Volts)	Temperature (Celsius)	Frequency Error (Hz)	PPM
4182	836.4	4.35	-30	6.18	0.0074
4182	836.4	4.35	-20	5.74	0.0069
4182	836.4	4.35	-10	5.25	0.0063
4182	836.4	4.35	0	-4.99	-0.0060
4182	836.4	4.35	10	-4.39	-0.0053
4182	836.4	4.35	20	4.20	0.0050
4182	836.4	4.35	30	-5.10	-0.0061
4182	836.4	4.35	40	4.93	0.0059
4182	836.4	4.35	50	-6.16	-0.0074



	EMC Test Report for the BlackBerry® smartphone Model RHR191LW (SQW100-4) <b>APPENDIX 2B</b>	
Test Report No.: RTS-6067-1505-13	Dates of Test: March 31 to May 11, and June 18, 2015	FCC ID: L6ARHR190LW IC: 2503A-RHR190LW

**WCDMA Band V Results: channel 4233 @ maximum transmitted power**

Traffic Channel Number	Frequency (MHz)	Voltage (Volts)	Temperature (Celsius)	Frequency Error (Hz)	PPM
4233	846.6	3.6	-30	-10.31	-0.0122
4233	846.6	3.6	-20	-4.82	-0.0057
4233	846.6	3.6	-10	5.72	0.0068
4233	846.6	3.6	0	5.77	0.0068
4233	846.6	3.6	10	5.39	0.0064
4233	846.6	3.6	20	5.31	0.0063
4233	846.6	3.6	30	-6.29	-0.0074
4233	846.6	3.6	40	-5.17	-0.0061
4233	846.6	3.6	50	-6.81	-0.0080
Traffic Channel Number	Frequency (MHz)	Voltage (Volts)	Temperature (Celsius)	Frequency Error (Hz)	PPM
4233	846.6	4.1	-30	-6.44	-0.0076
4233	846.6	4.1	-20	5.19	0.0061
4233	846.6	4.1	-10	6.04	0.0071
4233	846.6	4.1	0	6.16	0.0073
4233	846.6	4.1	10	6.56	0.0078
4233	846.6	4.1	20	5.75	0.0068
4233	846.6	4.1	30	-6.10	-0.0072
4233	846.6	4.1	40	-6.18	-0.0073
4233	846.6	4.1	50	-7.58	-0.0090
Traffic Channel Number	Frequency (MHz)	Voltage (Volts)	Temperature (Celsius)	Frequency Error (Hz)	PPM
4233	846.6	4.35	-30	-6.36	-0.0075
4233	846.6	4.35	-20	-5.87	-0.0069
4233	846.6	4.35	-10	7.20	0.0085
4233	846.6	4.35	0	6.26	0.0074
4233	846.6	4.35	10	5.80	0.0068
4233	846.6	4.35	20	5.29	0.0063
4233	846.6	4.35	30	-4.97	-0.0059
4233	846.6	4.35	40	-7.03	-0.0083
4233	846.6	4.35	50	-7.84	-0.0093


	EMC Test Report for the BlackBerry® smartphone Model RHR191LW (SQW100-4) <b>APPENDIX 2B</b>	
Test Report No.: RTS-6067-1505-13	Dates of Test: March 31 to May 11, and June 18, 2015	FCC ID: L6ARHR190LW IC: 2503A-RHR190LW

**WCDMA Band II results: channels 9262, 9400, & 9538 @ 20°C maximum transmitted power**

Traffic Channel Number	WCDMA1900 Frequency (MHz)	Voltage (Volts)	Temperature (Celsius)	Frequency Error (Hz)	PPM
9262	1852.40	3.6	20	9.41	0.0051
9400	1880.00	3.6	20	9.98	0.0053
9538	1907.60	3.6	20	10.03	0.0053


Traffic Channel Number	WCDMA1900 Frequency (MHz)	Voltage (Volts)	Temperature (Celsius)	Frequency Error (Hz)	PPM
9262	1852.40	4.1	20	7.42	0.0040
9400	1880.00	4.1	20	8.27	0.0044
9538	1907.60	4.1	20	9.40	0.0049

Traffic Channel Number	WCDMA1900 Frequency (MHz)	Voltage (Volts)	Temperature (Celsius)	Frequency Error (Hz)	PPM
9262	1852.40	4.35	20	7.32	0.0040
9400	1880.00	4.35	20	9.08	0.0048
9538	1907.60	4.35	20	10.85	0.0057

	EMC Test Report for the BlackBerry® smartphone Model RHR191LW (SQW100-4) <b>APPENDIX 2B</b>	
Test Report No.: RTS-6067-1505-13	Dates of Test: March 31 to May 11, and June 18, 2015	FCC ID: L6ARHR190LW IC: 2503A-RHR190LW


**WCDMA Band II Results: channel 9262 @ maximum transmitted power**

Traffic Channel Number	Frequency (MHz)	Voltage (Volts)	Temperature (Celsius)	Frequency Error (Hz)	PPM
9262	1852.40	3.6	-30	8.19	0.0044
9262	1852.40	3.6	-20	-4.82	-0.0026
9262	1852.40	3.6	-10	-7.42	-0.0040
9262	1852.40	3.6	0	-8.21	-0.0044
9262	1852.40	3.6	10	5.78	0.0031
9262	1852.40	3.6	20	9.41	0.0051
9262	1852.40	3.6	30	11.78	0.0064
9262	1852.40	3.6	40	13.37	0.0072
9262	1852.40	3.6	50	16.33	<b>0.0088</b>
Traffic Channel Number	Frequency (MHz)	Voltage (Volts)	Temperature (Celsius)	Frequency Error (Hz)	PPM
9262	1852.40	4.1	-30	8.73	0.0047
9262	1852.40	4.1	-20	5.29	0.0029
9262	1852.40	4.1	-10	-10.25	-0.0055
9262	1852.40	4.1	0	-10.39	-0.0056
9262	1852.40	4.1	10	8.36	0.0045
9262	1852.40	4.1	20	7.42	0.0040
9262	1852.40	4.1	30	11.43	0.0062
9262	1852.40	4.1	40	12.97	0.0070
9262	1852.40	4.1	50	14.60	0.0079
Traffic Channel Number	Frequency (MHz)	Voltage (Volts)	Temperature (Celsius)	Frequency Error (Hz)	PPM
9262	1852.40	4.35	-30	10.86	0.0059
9262	1852.40	4.35	-20	-5.77	-0.0031
9262	1852.40	4.35	-10	-11.14	-0.0060
9262	1852.40	4.35	0	-8.90	-0.0048
9262	1852.40	4.35	10	-7.63	-0.0041
9262	1852.40	4.35	20	7.32	0.0040
9262	1852.40	4.35	30	11.35	0.0061
9262	1852.40	4.35	40	14.56	0.0079
9262	1852.40	4.35	50	14.66	0.0079

	EMC Test Report for the BlackBerry® smartphone Model RHR191LW (SQW100-4) <b>APPENDIX 2B</b>	
Test Report No.: RTS-6067-1505-13	Dates of Test: March 31 to May 11, and June 18, 2015	FCC ID: L6ARHR190LW IC: 2503A-RHR190LW


**WCDMA Band II Results: channel 9400 @ maximum transmitted power**

Traffic Channel Number	Frequency (MHz)	Voltage (Volts)	Temperature (Celsius)	Frequency Error (Hz)	PPM
9400	1880.00	3.6	-30	7.68	0.0041
9400	1880.00	3.6	-20	8.07	0.0043
9400	1880.00	3.6	-10	6.81	0.0036
9400	1880.00	3.6	0	8.82	0.0047
9400	1880.00	3.6	10	9.28	0.0049
9400	1880.00	3.6	20	9.98	0.0053
9400	1880.00	3.6	30	9.11	0.0048
9400	1880.00	3.6	40	9.05	0.0048
9400	1880.00	3.6	50	7.42	0.0039
Traffic Channel Number	Frequency (MHz)	Voltage (Volts)	Temperature (Celsius)	Frequency Error (Hz)	PPM
9400	1880.00	4.1	-30	6.26	0.0033
9400	1880.00	4.1	-20	7.75	0.0041
9400	1880.00	4.1	-10	8.36	0.0044
9400	1880.00	4.1	0	8.00	0.0043
9400	1880.00	4.1	10	7.57	0.0040
9400	1880.00	4.1	20	8.27	0.0044
9400	1880.00	4.1	30	10.76	0.0057
9400	1880.00	4.1	40	8.76	0.0047
9400	1880.00	4.1	50	8.73	0.0046
Traffic Channel Number	Frequency (MHz)	Voltage (Volts)	Temperature (Celsius)	Frequency Error (Hz)	PPM
9400	1880.00	4.35	-30	7.60	0.0040
9400	1880.00	4.35	-20	8.73	0.0046
9400	1880.00	4.35	-10	6.82	0.0036
9400	1880.00	4.35	0	8.04	0.0043
9400	1880.00	4.35	10	9.38	0.0050
9400	1880.00	4.35	20	9.08	0.0048
9400	1880.00	4.35	30	9.31	0.0050
9400	1880.00	4.35	40	7.93	0.0042
9400	1880.00	4.35	50	8.19	0.0044

	EMC Test Report for the BlackBerry® smartphone Model RHR191LW (SQW100-4) <b>APPENDIX 2B</b>	
Test Report No.: RTS-6067-1505-13	Dates of Test: March 31 to May 11, and June 18, 2015	FCC ID: L6ARHR190LW IC: 2503A-RHR190LW

**WCDMA Band II Results: channel 9538 @ maximum transmitted power**

Traffic Channel Number	Frequency (MHz)	Voltage (Volts)	Temperature (Celsius)	Frequency Error (Hz)	PPM
9538	1907.60	3.6	-30	-8.48	-0.0044
9538	1907.60	3.6	-20	8.80	0.0046
9538	1907.60	3.6	-10	13.18	0.0069
9538	1907.60	3.6	0	13.95	0.0073
9538	1907.60	3.6	10	10.54	0.0055
9538	1907.60	3.6	20	10.03	0.0053
9538	1907.60	3.6	30	-9.40	-0.0049
9538	1907.60	3.6	40	-7.29	-0.0038
9538	1907.60	3.6	50	-9.96	-0.0052
Traffic Channel Number	Frequency (MHz)	Voltage (Volts)	Temperature (Celsius)	Frequency Error (Hz)	PPM
9538	1907.60	4.1	-30	-5.63	-0.0030
9538	1907.60	4.1	-20	10.97	0.0058
9538	1907.60	4.1	-10	12.68	0.0066
9538	1907.60	4.1	0	13.12	0.0069
9538	1907.60	4.1	10	13.17	0.0069
9538	1907.60	4.1	20	9.40	0.0049
9538	1907.60	4.1	30	8.10	0.0042
9538	1907.60	4.1	40	-6.15	-0.0032
9538	1907.60	4.1	50	-8.06	-0.0042
Traffic Channel Number	Frequency (MHz)	Voltage (Volts)	Temperature (Celsius)	Frequency Error (Hz)	21BPPM
9538	1907.60	4.35	-30	-7.40	-0.0039
9538	1907.60	4.35	-20	10.54	0.0055
9538	1907.60	4.35	-10	12.54	0.0066
9538	1907.60	4.35	0	13.26	0.0070
9538	1907.60	4.35	10	13.03	0.0068
9538	1907.60	4.35	20	10.85	0.0057
9538	1907.60	4.35	30	7.98	0.0042
9538	1907.60	4.35	40	-8.73	-0.0046
9538	1907.60	4.35	50	-10.35	-0.0054


	EMC Test Report for the BlackBerry® smartphone Model RHR191LW (SQW100-4) <b>APPENDIX 2B</b>	
Test Report No.: RTS-6067-1505-13	Dates of Test: March 31 to May 11, and June 18, 2015	FCC ID: L6ARHR190LW IC: 2503A-RHR190LW

**WCDMA Band IV results: channels 1312, 1413 and 1513 @ 20°C maximum transmitted power**

Traffic Channel Number	WCDMA Band IV Frequency (MHz)	Voltage (Volts)	Temperature (Celsius)	Frequency Error (Hz)	PPM
1312	1712.4	3.6	20	-5.43	-0.0032
1413	1732.6	3.6	20	-10.45	-0.0060
1513	1752.6	3.6	20	9.28	0.0061


Traffic Channel Number	WCDMA Band IV Frequency (MHz)	Voltage (Volts)	Temperature (Celsius)	Frequency Error (Hz)	PPM
1312	1712.4	4.1	20	-6.53	-0.0038
1413	1732.6	4.1	20	-9.51	-0.0055
1513	1752.6	4.1	20	8.67	0.0057

Traffic Channel Number	WCDMA Band IV Frequency (MHz)	Voltage (Volts)	Temperature (Celsius)	Frequency Error (Hz)	PPM
1312	1712.4	4.35	20	-8.76	-0.0051
1413	1732.6	4.35	20	-8.87	-0.0051
1513	1752.6	4.35	20	9.67	0.0064

	EMC Test Report for the BlackBerry® smartphone Model RHR191LW (SQW100-4) <b>APPENDIX 2B</b>	
Test Report No.: RTS-6067-1505-13	Dates of Test: March 31 to May 11, and June 18, 2015	FCC ID: L6ARHR190LW IC: 2503A-RHR190LW

**WCDMA Band IV Results: channel 1312 @ maximum transmitted power**


Traffic Channel Number	Frequency (MHz)	Voltage (Volts)	Temperature (Celsius)	Frequency Error (Hz)	PPM
1312.00	1712.40	3.6	-30	12.62	0.0074
1312.00	1712.40	3.6	-20	-14.68	-0.0086
1312.00	1712.40	3.6	-10	-19.96	-0.0117
1312.00	1712.40	3.6	0	-22.46	-0.0131
1312.00	1712.40	3.6	10	-15.40	-0.0090
1312.00	1712.40	3.6	20	-5.43	-0.0032
1312.00	1712.40	3.6	30	14.22	0.0083
1312.00	1712.40	3.6	40	21.94	0.0128
1312.00	1712.40	3.6	50	25.13	0.0147
Traffic Channel Number	Frequency (MHz)	Voltage (Volts)	Temperature (Celsius)	Frequency Error (Hz)	PPM
1312.00	1712.40	4.1	-30	13.67	0.0080
1312.00	1712.40	4.1	-20	-17.01	-0.0099
1312.00	1712.40	4.1	-10	-19.49	-0.0114
1312.00	1712.40	4.1	0	-23.27	-0.0136
1312.00	1712.40	4.1	10	-14.59	-0.0085
1312.00	1712.40	4.1	20	-6.53	-0.0038
1312.00	1712.40	4.1	30	12.53	0.0073
1312.00	1712.40	4.1	40	21.62	0.0126
1312.00	1712.40	4.1	50	24.40	0.0142
Traffic Channel Number	Frequency (MHz)	Voltage (Volts)	Temperature (Celsius)	Frequency Error (Hz)	PPM
1312.00	1712.40	4.35	-30	14.02	0.0082
1312.00	1712.40	4.35	-20	-14.36	-0.0084
1312.00	1712.40	4.35	-10	-19.58	-0.0114
1312.00	1712.40	4.35	0	-20.36	-0.0119
1312.00	1712.40	4.35	10	-14.91	-0.0087
1312.00	1712.40	4.35	20	-8.76	-0.0051
1312.00	1712.40	4.35	30	13.87	0.0081
1312.00	1712.40	4.35	40	21.24	0.0124
1312.00	1712.40	4.35	50	25.45	0.0149

	EMC Test Report for the BlackBerry® smartphone Model RHR191LW (SQW100-4) <b>APPENDIX 2B</b>	
<b>Test Report No.:</b> RTS-6067-1505-13	<b>Dates of Test:</b> March 31 to May 11, and June 18, 2015	<b>FCC ID:</b> L6ARHR190LW <b>IC:</b> 2503A-RHR190LW

WCDMA Band IV Results: channel 1413 @ maximum transmitted power

Traffic Channel Number	Frequency (MHz)	Voltage (Volts)	Temperature (Celsius)	Frequency Error (Hz)	PPM
1413.00	1732.60	3.6	-30	-11.20	-0.0065
1413.00	1732.60	3.6	-20	-12.08	-0.0070
1413.00	1732.60	3.6	-10	-8.82	-0.0051
1413.00	1732.60	3.6	0	-12.18	-0.0070
1413.00	1732.60	3.6	10	-8.19	-0.0047
1413.00	1732.60	3.6	20	-10.45	-0.0060
1413.00	1732.60	3.6	30	-8.24	-0.0048
1413.00	1732.60	3.6	40	-7.28	-0.0042
1413.00	1732.60	3.6	50	-10.44	-0.0060
Traffic Channel Number	Frequency (MHz)	Voltage (Volts)	Temperature (Celsius)	Frequency Error (Hz)	PPM
1413.00	1732.60	4.1	-30	-11.86	-0.0068
1413.00	1732.60	4.1	-20	-12.94	-0.0075
1413.00	1732.60	4.1	-10	-11.35	-0.0066
1413.00	1732.60	4.1	0	-9.31	-0.0054
1413.00	1732.60	4.1	10	-10.30	-0.0059
1413.00	1732.60	4.1	20	-9.51	-0.0055
1413.00	1732.60	4.1	30	-10.04	-0.0058
1413.00	1732.60	4.1	40	-6.76	-0.0039
1413.00	1732.60	4.1	50	-9.80	-0.0057
Traffic Channel Number	Frequency (MHz)	Voltage (Volts)	Temperature (Celsius)	Frequency Error (Hz)	PPM
1413.00	1732.60	4.35	-30	-8.12	-0.0047
1413.00	1732.60	4.35	-20	-11.96	-0.0069
1413.00	1732.60	4.35	-10	-8.35	-0.0048
1413.00	1732.60	4.35	0	-9.06	-0.0052
1413.00	1732.60	4.35	10	-10.35	-0.0060
1413.00	1732.60	4.35	20	-8.87	-0.0051
1413.00	1732.60	4.35	30	-9.70	-0.0056
1413.00	1732.60	4.35	40	-9.31	-0.0054
1413.00	1732.60	4.35	50	-8.16	-0.0047



	EMC Test Report for the BlackBerry® smartphone Model RHR191LW (SQW100-4) <b>APPENDIX 2B</b>	
Test Report No.: RTS-6067-1505-13	Dates of Test: March 31 to May 11, and June 18, 2015	FCC ID: L6ARHR190LW IC: 2503A-RHR190LW


**WCDMA Band IV Results: channel 1513 @ maximum transmitted power**

Traffic Channel Number	Frequency (MHz)	Voltage (Volts)	Temperature (Celsius)	Frequency Error (Hz)	PPM
1513.00	1752.6	3.6	-30	-13.55	-0.0090
1513.00	1752.6	3.6	-20	14.19	0.0094
1513.00	1752.6	3.6	-10	21.65	0.0143
1513.00	1752.6	3.6	0	23.67	0.0156
1513.00	1752.6	3.6	10	17.04	0.0113
1513.00	1752.6	3.6	20	9.28	0.0061
1513.00	1752.6	3.6	30	-11.73	-0.0078
1513.00	1752.6	3.6	40	-19.15	-0.0127
1513.00	1752.6	3.6	50	-23.91	-0.0158
Traffic Channel Number	Frequency (MHz)	Voltage (Volts)	Temperature (Celsius)	Frequency Error (Hz)	PPM
1513.00	1752.6	4.1	-30	-18.05	-0.0119
1513.00	1752.6	4.1	-20	12.91	0.0085
1513.00	1752.6	4.1	-10	21.36	0.0141
1513.00	1752.6	4.1	0	22.86	0.0151
1513.00	1752.6	4.1	10	17.12	0.0113
1513.00	1752.6	4.1	20	8.67	0.0057
1513.00	1752.6	4.1	30	-12.70	-0.0084
1513.00	1752.6	4.1	40	-19.81	-0.0131
1513.00	1752.6	4.1	50	-23.64	-0.0156
Traffic Channel Number	Frequency (MHz)	Voltage (Volts)	Temperature (Celsius)	Frequency Error (Hz)	PPM
1513.00	1752.6	4.35	-30	-12.77	-0.0084
1513.00	1752.6	4.35	-20	14.98	0.0099
1513.00	1752.6	4.35	-10	20.92	0.0138
1513.00	1752.6	4.35	0	21.93	0.0145
1513.00	1752.6	4.35	10	17.06	0.0113
1513.00	1752.6	4.35	20	9.67	0.0064
1513.00	1752.6	4.35	30	-11.25	-0.0074
1513.00	1752.6	4.35	40	-20.52	-0.0136
1513.00	1752.6	4.35	50	-24.84	<b>-0.0164</b>

## APPENDIX 2C – WCDMA Band II/IV/V RADIATED EMISSIONS TEST DATA





	EMC Test Report for the BlackBerry® smartphone Model RHR191LW (SQW100-4) <b>APPENDIX 2C</b>	
<b>Test Report No.:</b> RTS-6067-1505-13	<b>Dates of Test:</b> March 31 to May 11, and June 18, 2015	<b>FCC ID:</b> L6ARHR190LW <b>IC:</b> 2503A-RHR190LW

### Radiated Power Test Data Results

Date of Test: April 1, 2015

The environmental tests conditions were: Temperature: 25.8 °C  
Relative Humidity: 37.1 %

The BlackBerry® smartphone was standalone, side button down with LCD facing to the RX antenna when the turntable is at 0 degree position.

Test Distance was 3.0 meters with the RX antenna height scans between 1-4 meters height.

### WCDMA Band IV Call Service Mode

EUT				Rx Antenna		Spectrum Analyzer		Substitution Method					
Type	Ch	Frequency (MHz)	Band	Type	ol.	Reading (dBm)	Max (V,H) (dBm)	Pol. Tx-Rx	Reading (dBm)	Tracking Generator		Limit (dBm)	Diff. To Limit (dB)
										Corrected Reading (relative to Dipole)			
F0	1312	1712.4	IV	Dipole	V	-23.28	-23.28	V-V	-15.19	<b>24.07</b>	0.26	38.5	5.93
F0	1312	1712.4	IV	Dipole	H	-27.03		H-H	-14.63				
F0	1413	1732.6	IV	Dipole	V	-24.74	-24.74	V-V	-16.54	22.93	0.20	38.5	7.07
F0	1413	1732.6	IV	Dipole	H	-27.44		H-H	-15.86				
F0	1513	1752.6	IV	Dipole	V	-27.18	-27.18	V-V	-17.98	21.00	0.13	38.5	9.00
F0	1513	1752.6	IV	Dipole	H	-27.70		H-H	-17.67				

### WCDMA Band IV HSUPA Mode

EUT				Rx Antenna		Spectrum Analyzer		Substitution Method					
Type	Ch	Frequency (MHz)	Band	Type	ol.	Reading (dBm)	Max (V, H) (dBm)	Pol. Tx-Rx	Reading (dBm)	Tracking Generator		Limit (dBm)	Diff. To Limit (dB)
										Corrected Reading (relative to Dipole)			
F0	1312	1712.4	IV	Dipole	V	-25.12	-25.12	V-V	-17.06	<b>22.21</b>	0.17	38.50	7.79
F0	1312	1712.4	IV	Dipole	H	-28.43		H-H	-16.49				
F0	1413	1732.6	IV	Dipole	V	-26.64	-26.64	V-V	-18.06	21.03	0.13	38.50	8.97
F0	1413	1732.6	IV	Dipole	H	-28.96		H-H	-17.76				
F0	1513	1752.6	IV	Dipole	V	-28.74	-28.74	V-V	-19.98	19.37	0.09	38.50	10.63
F0	1513	1752.6	IV	Dipole	H	-29.65		H-H	-19.30				















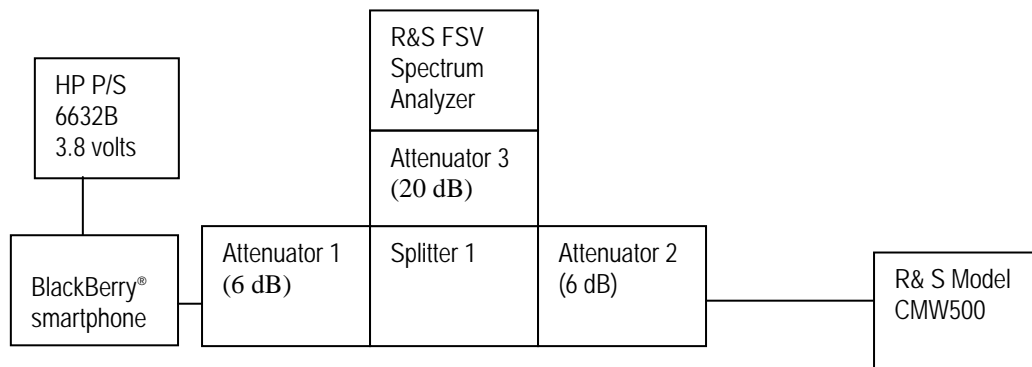
## APPENDIX 3A– LTE Band 2 CONDUCTED RF EMISSIONS TEST DATA/PLOTS

<b>BlackBerry</b>	EMC Test Report for the BlackBerry® smartphone Model RHR191LW (SQW100-4) <b>APPENDIX 3A</b>	
<b>Test Report No.:</b> RTS-6067-1505-13	<b>Dates of Test:</b> March 31 to May 11, and June 18, 2015	<b>FCC ID:</b> L6ARHR190LW <b>IC:</b> 2503A-RHR190LW

### LTE Band 2 Conducted RF Emission Test Data

This appendix contains measurement data pertaining to conducted spurious emissions, 99% power bandwidth and the channel mask.

#### Test Setup Diagram




A reference offset of 31.4 dB was applied to the spectrum analyzer reference level for the attenuators and coaxial cable loss in the test circuit.

<u>UNIT</u>	<u>MANUFACTURER</u>	<u>MODEL</u>	<u>SERIAL NUMBER</u>
Attenuator 1	Mini-Circuits	BW-S6W2+	0647
Attenuator 2	Mini-Circuits	BW-S6W2+	0648
Attenuator 3	Mini-Circuits	BW-S20-2W263+	1234
Splitter 1	Weinschel	1515	MES 92

Date of Test: April 17, 2015

The environmental test conditions were:      Temperature:      23.9°C  
    Relative Humidity:      34.4 %

The following measurements were performed by Sijia Li.

	EMC Test Report for the BlackBerry® smartphone Model RHR191LW (SQW100-4) <b>APPENDIX 3A</b>	
Test Report No.: RTS-6067-1505-13	Dates of Test: March 31 to May 11, and June 18, 2015	FCC ID: L6ARHR190LW IC: 2503A-RHR190LW

## LTE Band 2 Conducted RF Emission Test Data cont'd

### Emission Designator Table

Frequency Range (MHz)	Conducted Output Power (dBm)	Emission Designator	Band	Bandwidth (MHz)	Modulation
1850.7-1909.3	21.87	1M07G7D	LTE B2	1.4	QPSK
1850.7-1909.3	20.82	1M07D7W	LTE B2	1.4	16QAM
1851.5-1908.5	21.80	2M69G7D	LTE B2	3	QPSK
1851.5-1908.5	21.08	2M69D7W	LTE B2	3	16QAM
1852.5-1907.5	21.89	4M47G7D	LTE B2	5	QPSK
1852.5-1907.5	20.68	4M49D7W	LTE B2	5	16QAM
1855-1905	21.94	8M95G7D	LTE B2	10	QPSK
1855-1905	21.37	8M93D7W	LTE B2	10	16QAM
1857.5-1902.5	22.00	13M4G7D	LTE B2	15	QPSK
1857.5-1902.5	21.42	13M4D7W	LTE B2	15	16QAM
1860-1900	21.93	17M8G7D	LTE B2	20	QPSK
1860-1900	21.55	17M9D7W	LTE B2	20	16QAM

**The conducted spurious emissions** – As per 47 CFR 2.1051, CFR 24.232(d), CFR 2.202, RSS - 133 were measured from 30 MHz to 20 GHz.


### **–26 dBc Bandwidth and Occupied Bandwidth (99%)**

For each 1.4MHz, 3MHz, 5MHz, 10MHz, 15MHz and 20MHz with Resource Block allocations 100,50 and 6 as per scalable bandwidths for LTE Band 2, the modulation spectrum was measured by both methods of 99% power bandwidth and –26 dBc bandwidth. QPSK and 16-QAM modulations were applied to each of the bandwidths. Only the worst case measurements are documented in this report.

The resolution bandwidth required for out-of-band emissions in the 1 MHz bands immediately outside and adjacent to the frequency block, was determined to be at least 1% of the emission bandwidth.

The worst case –26dBc bandwidth for LTE Band 2 was measured to be 18.64 MHz as shown below. Results were derived in a 200 kHz resolution bandwidth.

On any frequency outside the frequency block and outside the adjacent 1 MHz bands, a resolution bandwidth of at least 1 MHz was applied.

	EMC Test Report for the BlackBerry® smartphone Model RHR191LW (SQW100-4) <b>APPENDIX 3A</b>	
Test Report No.: RTS-6067-1505-13	Dates of Test: March 31 to May 11, and June 18, 2015	FCC ID: L6ARHR190LW IC: 2503A-RHR190LW

### **Test Data for LTE Band 2 selected Frequencies in 20MHz bandwidth (RB = 100)**

LTE Band 2 Frequency (MHz)	26dBc Occupied Bandwidth (MHz)	99% Occupied Bandwidth (MHz)	
	QPSK	QPSK	16QAM
1852.400	18.44	17.84	<b>17.88</b>
1880.000	18.58	<b>17.88</b>	<b>17.88</b>
1907.600	18.64	<b>17.88</b>	<b>17.88</b>

### **Peak to Average Ratio (PAR)**

For each 1.4MHz, 3MHz, 5MHz, 10MHz, 15MHz and 20 MHz with Resource Block allocations 100,50,25,6 and 3 as per scalable bandwidths for LTE Band 2, the peak to average ratio was measured on the low, middle and high channels with QPSK and 16-QAM modulation.

On any frequency outside the frequency block and outside the adjacent 1 MHz bands, a resolution bandwidth of at least 1 MHz was applied.

The worst case measured was 9.10 dB on middle channel in 20MHz bandwidth with 100 RBs.

### **Measurement Plots for LTE Band 2**


Refer to the following measurement plots for more detail:

See Figures 3-1a to 3-18a for the plots of the conducted spurious emissions.

See Figures 3-19a to 3-24a and 3-43a to 3-45a for the plots of 99% Occupied Bandwidth and -26 dBc Bandwidth.

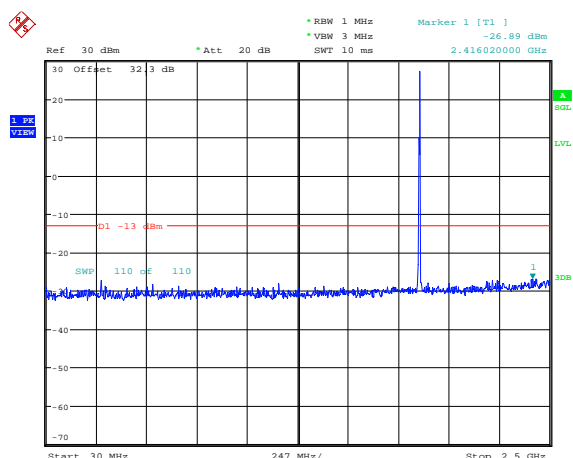
See Figures 3-25a to 3-36a for the plots of the Channel mask.

See Figures 3-37a to 3-42a for the plots of the Peak to Average Ratio.

	EMC Test Report for the BlackBerry® smartphone Model RHR191LW (SQW100-4) <b>APPENDIX 3A</b>	
<b>Test Report No.:</b> RTS-6067-1505-13	<b>Dates of Test:</b> March 31 to May 11, and June 18, 2015	<b>FCC ID:</b> L6ARHR190LW <b>IC:</b> 2503A-RHR190LW

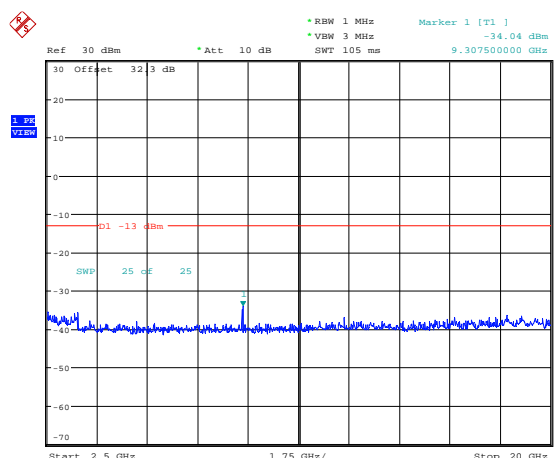
## LTE Band 2 Conducted RF Emission Test Data (cont'd)

**Figure 3-1a: Band 2, Spurious Conducted Emissions, Low channel, 20MHz BW (RB= 100)**



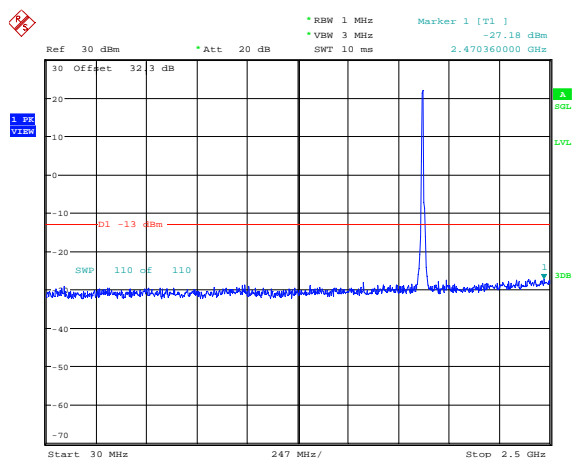
Date: 25.APR.2015 15:36:48

**Figure 3-2a: Band 2, Spurious Conducted Emissions, Low channel, 20MHz BW (RB= 100)**



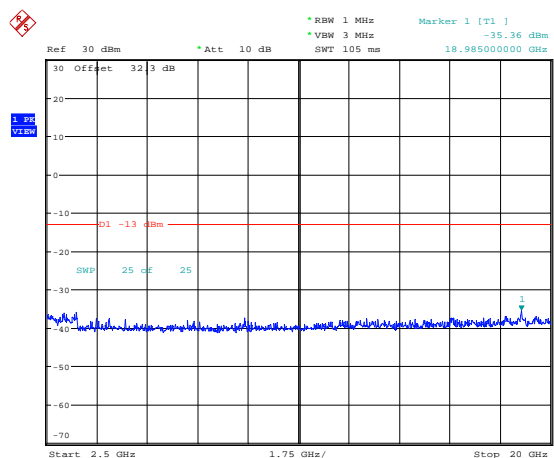
Date: 25.APR.2015 15:36:56

**Figure 3-3a: Band 2, Spurious Conducted Emissions, Middle channel, 20MHz BW (RB= 100)**



Date: 25.APR.2015 15:37:09

**Figure 3-4a: Band 2, Spurious Conducted Emissions, Middle channel, 20MHz BW (RB= 100)**



Date: 25.APR.2015 15:37:17



	EMC Test Report for the BlackBerry® smartphone Model RHR191LW (SQW100-4) <b>APPENDIX 3A</b>	
<b>Test Report No.:</b> RTS-6067-1505-13	<b>Dates of Test:</b> March 31 to May 11, and June 18, 2015	<b>FCC ID:</b> L6ARHR190LW <b>IC:</b> 2503A-RHR190LW

LTE Band 2 Conducted RF Emission Test Data cont'd

Figure 3-5a: Band 2, Spurious Conducted Emissions, High Channel, 20MHz BW (RB= 100)

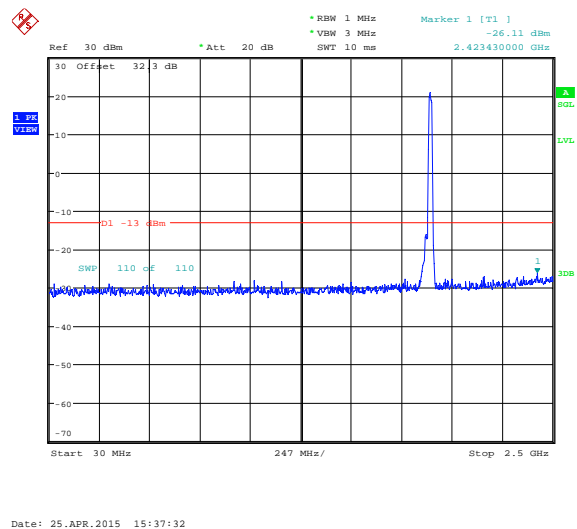


Figure 3-6a: Band 2, Spurious Conducted Emissions, High Channel, 20MHz BW (RB= 100)

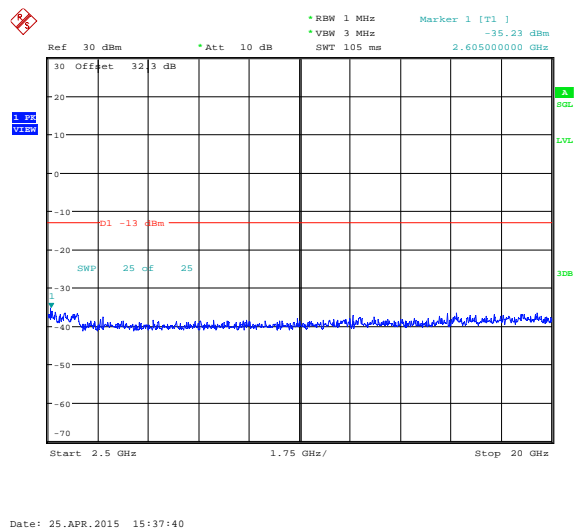


Figure 3-7a: Band 2, Spurious Conducted Emissions, Low channel, 10MHz BW (RB= 50)

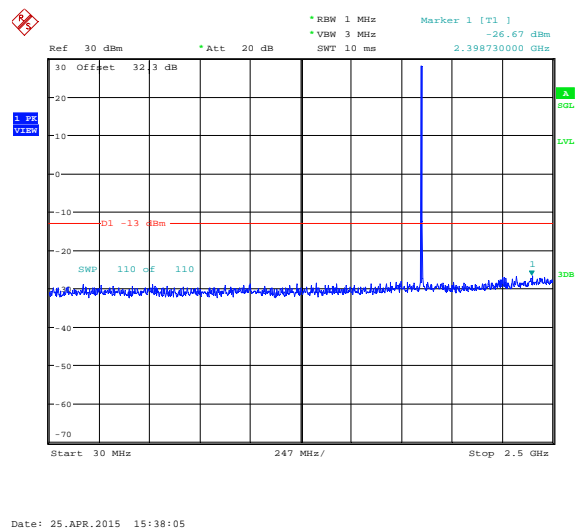
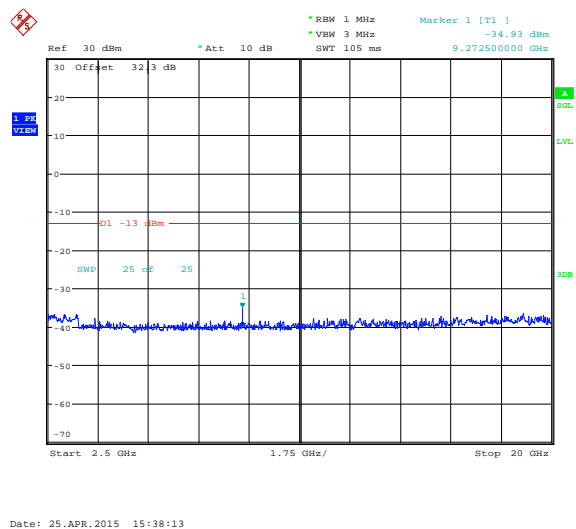


Figure 3-8a: Band 2, Spurious Conducted Emissions, Low channel, 10MHz BW (RB= 50)



	EMC Test Report for the BlackBerry® smartphone Model RHR191LW (SQW100-4) <b>APPENDIX 3A</b>	
<b>Test Report No.:</b> RTS-6067-1505-13	<b>Dates of Test:</b> March 31 to May 11, and June 18, 2015	<b>FCC ID:</b> L6ARHR190LW <b>IC:</b> 2503A-RHR190LW

LTE Band 2 Conducted RF Emission Test Data cont'd

Figure 3-9a: Band 2, Spurious Conducted Emissions, Middle channel, 10MHz BW (RB= 50)

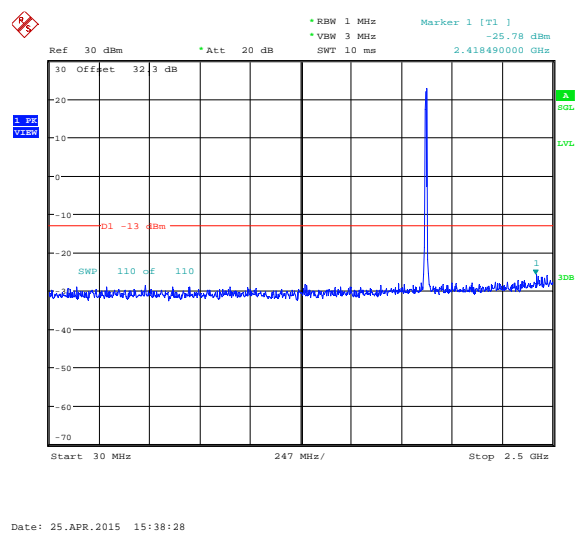


Figure 3-10a: Band 2, Spurious Conducted Emissions, Middle channel, 10MHz BW (RB= 50)

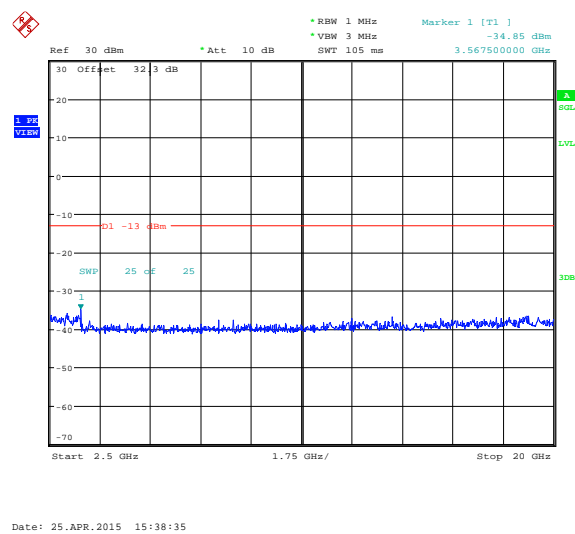


Figure 3-11a: Band 2, Spurious Conducted Emissions, High Channel, 10MHz BW (RB= 50)

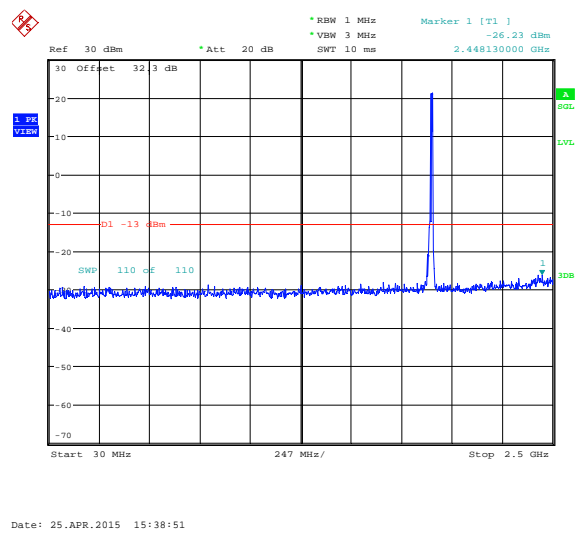
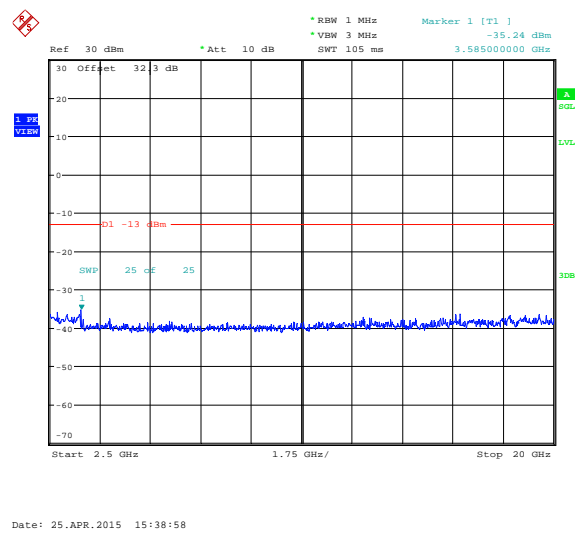



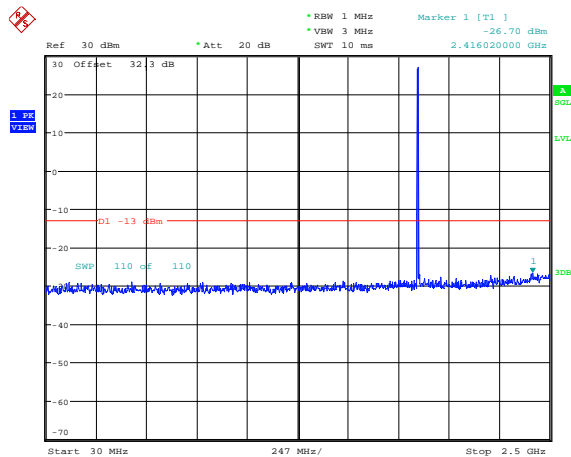
Figure 3-12a: Band 2, Spurious Conducted Emissions, High Channel, 10MHz BW (RB= 50)



	EMC Test Report for the BlackBerry® smartphone Model RHR191LW (SQW100-4) <b>APPENDIX 3A</b>	
<b>Test Report No.:</b> RTS-6067-1505-13	<b>Dates of Test:</b> March 31 to May 11, and June 18, 2015	<b>FCC ID:</b> L6ARHR190LW <b>IC:</b> 2503A-RHR190LW

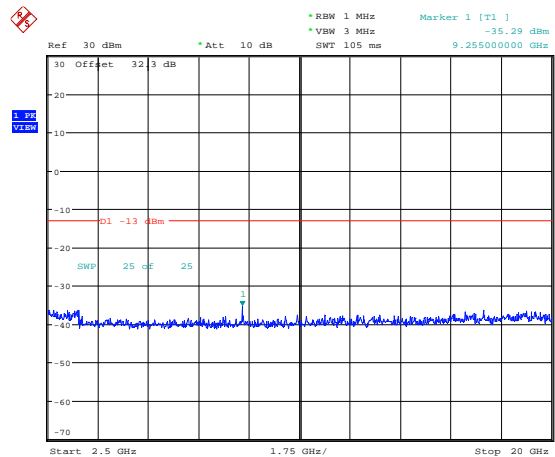
## LTE Band 2 Conducted RF Emission Test Data cont'd

**Figure 3-13a: Band 2, Spurious Conducted Emissions, Low channel, 1.4MHz BW (RB= 6)**



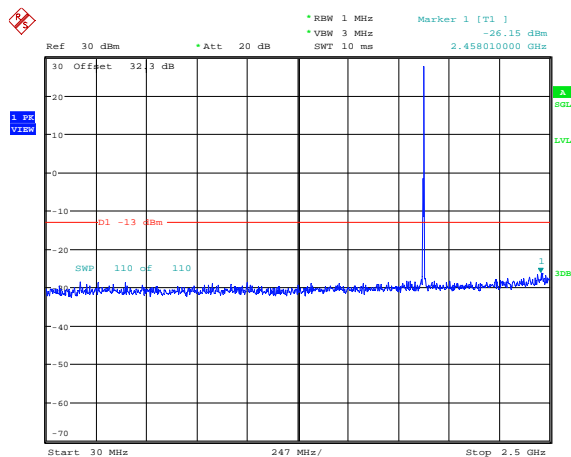
Date: 25.APR.2015 15:39:22

**Figure 3-14a: Band 2, Spurious Conducted Emissions, Low channel, 1.4MHz BW (RB= 6)**



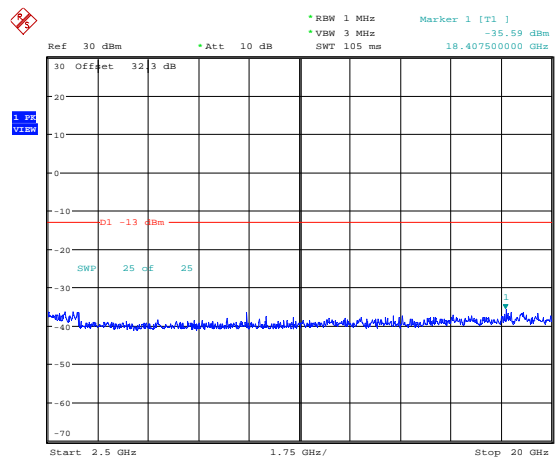
Date: 25.APR.2015 15:39:30

**Figure 3-15a: Band 2, Spurious Conducted Emissions, Middle channel, 1.4MHz BW (RB= 6)**




Date: 25.APR.2015 15:39:41

**Figure 3-16a: Band 2, Spurious Conducted Emissions, Middle channel, 1.4MHz BW (RB= 6)**

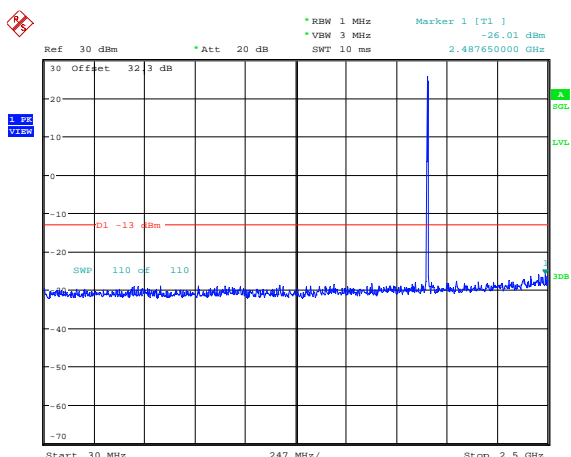


Date: 25.APR.2015 15:39:49

	EMC Test Report for the BlackBerry® smartphone Model RHR191LW (SQW100-4) <b>APPENDIX 3A</b>	
<b>Test Report No.:</b> RTS-6067-1505-13	<b>Dates of Test:</b> March 31 to May 11, and June 18, 2015	<b>FCC ID:</b> L6ARHR190LW <b>IC:</b> 2503A-RHR190LW

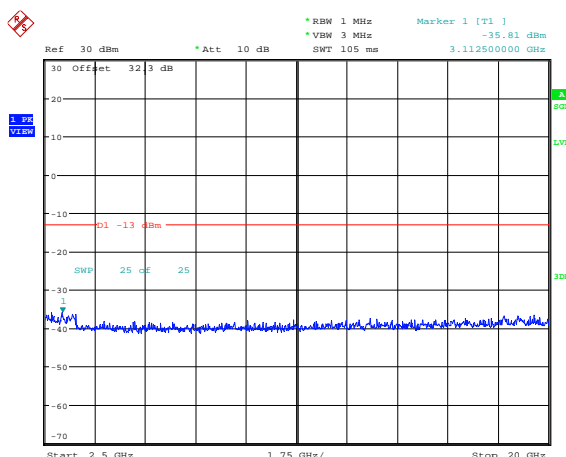
## LTE Band 2 Conducted RF Emission Test Data cont'd

**Figure 3-17a: Band 2, Spurious Conducted Emissions, High Channel, 1.4MHz BW (RB= 6)**



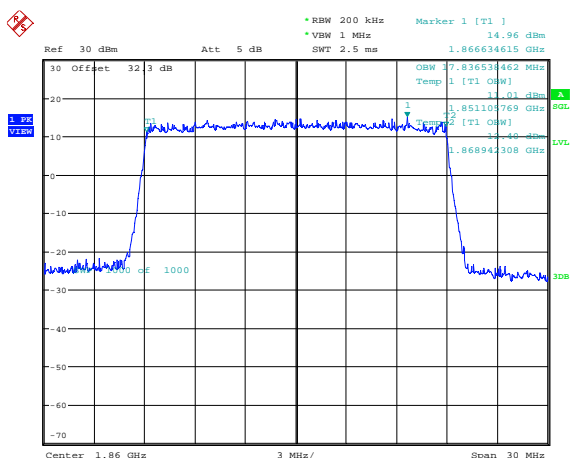
Date: 25.APR.2015 15:40:02

**Figure 3-18a: Band 2, Spurious Conducted Emissions, High Channel, 1.4MHz BW (RB= 6)**



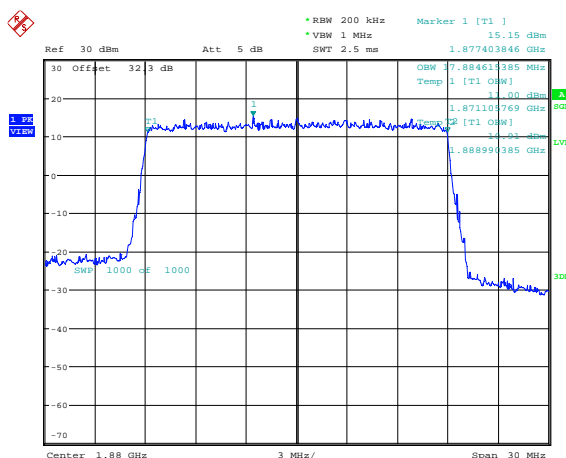
Date: 25.APR.2015 15:40:10

**Figure 3-19a: Occupied Bandwidth, Band 2 Low Channel, 20MHz BW (RB= 100)**




Date: 31.MAR.2015 13:46:04

**Figure 3-20a: Occupied Bandwidth, Band 2 Middle Channel, 20MHz BW (RB= 100)**

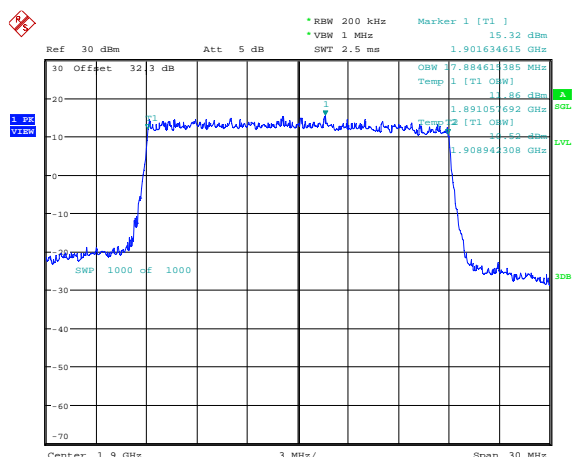


Date: 31.MAR.2015 13:46:27

	EMC Test Report for the BlackBerry® smartphone Model RHR191LW (SQW100-4) <b>APPENDIX 3A</b>	
<b>Test Report No.:</b> RTS-6067-1505-13	<b>Dates of Test:</b> March 31 to May 11, and June 18, 2015	<b>FCC ID:</b> L6ARHR190LW <b>IC:</b> 2503A-RHR190LW

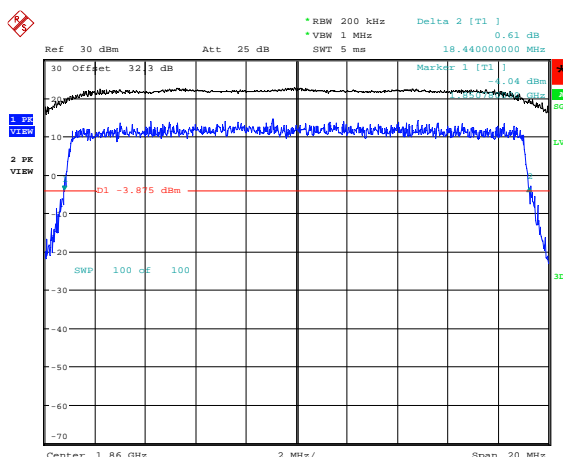
## LTE Band 2 Conducted RF Emission Test Data cont'd

**Figure 3-21a: Occupied Bandwidth, Band 2 High Channel, 20MHz BW (RB= 100)**



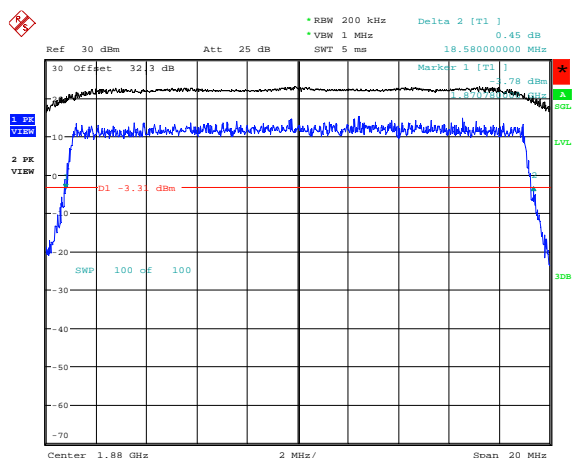
Date: 31.MAR.2015 13:47:20

**Figure 3-22a: -26 dBc Bandwidth, Band 2 Low Channel, 20MHz BW (RB= 100)**



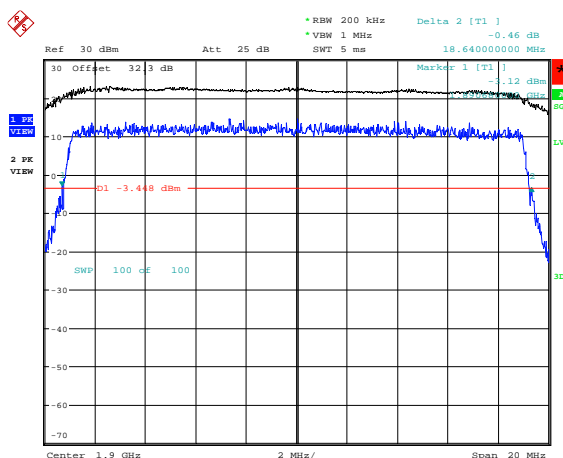
Date: 31.MAR.2015 13:22:59

**Figure 3-23a: -26 dBc Bandwidth, Band 2 Middle Channel, 20MHz BW (RB= 100)**




Date: 31.MAR.2015 13:23:12

**Figure 3-24a: -26 dBc Bandwidth, Band 2 High Channel, 20MHz BW (RB= 100)**

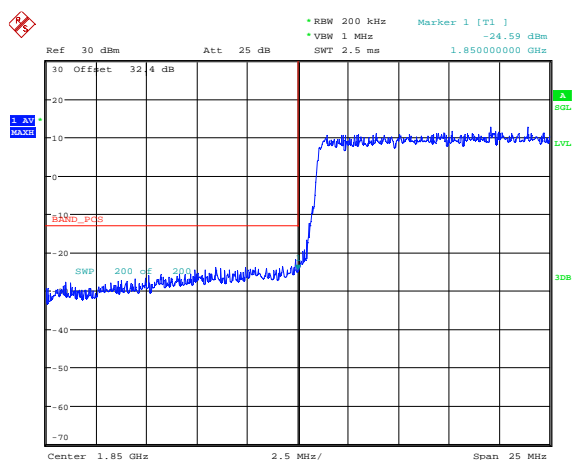


Date: 31.MAR.2015 13:23:28

	EMC Test Report for the BlackBerry® smartphone Model RHR191LW (SQW100-4) <b>APPENDIX 3A</b>	
<b>Test Report No.:</b> RTS-6067-1505-13	<b>Dates of Test:</b> March 31 to May 11, and June 18, 2015	<b>FCC ID:</b> L6ARHR190LW <b>IC:</b> 2503A-RHR190LW

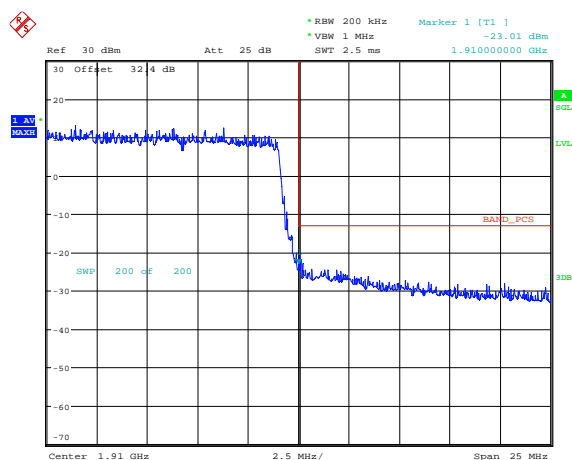
## LTE Band 2 Conducted RF Emission Test Data cont'd

**Figure 3-25a: Band 2 Low Channel Mask, 20MHz  
BW, RB = 100**



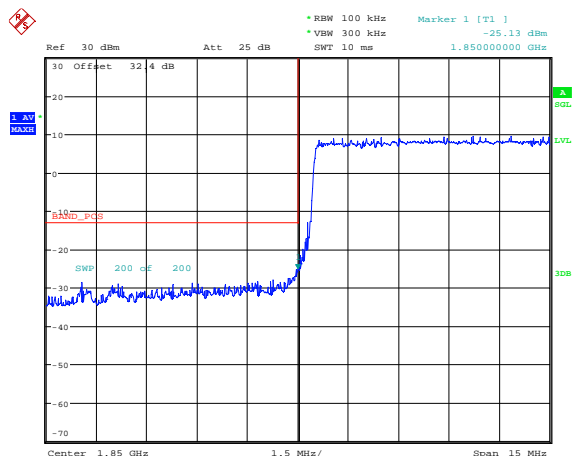
Date: 31.MAR.2015 13:26:58

**Figure 3-26a: Band 2 High Channel Mask, 20MHz  
BW, RB = 100**



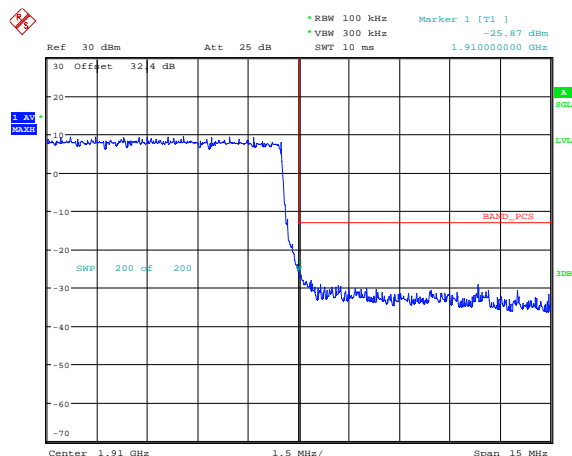
Date: 31.MAR.2015 13:27:39

**Figure 3-27a: Band 2 Low Channel Mask, 10MHz  
BW, RB = 50**




Date: 31.MAR.2015 13:28:18

**Figure 3-28a: Band 2 High Channel Mask, 10MHz  
BW, RB = 50**

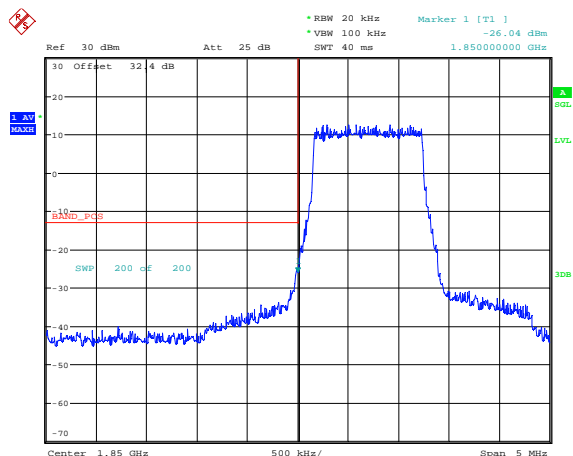


Date: 31.MAR.2015 13:28:54

	EMC Test Report for the BlackBerry® smartphone Model RHR191LW (SQW100-4) <b>APPENDIX 3A</b>	
<b>Test Report No.:</b> RTS-6067-1505-13	<b>Dates of Test:</b> March 31 to May 11, and June 18, 2015	<b>FCC ID:</b> L6ARHR190LW <b>IC:</b> 2503A-RHR190LW

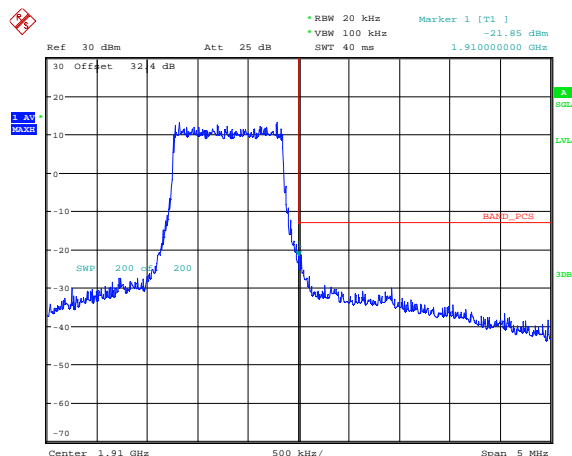
## LTE Band 2 Conducted RF Emission Test Data cont'd

**Figure 3-29a: Band 2 Low Channel Mask, 1.4MHz  
BW, RB = 6**



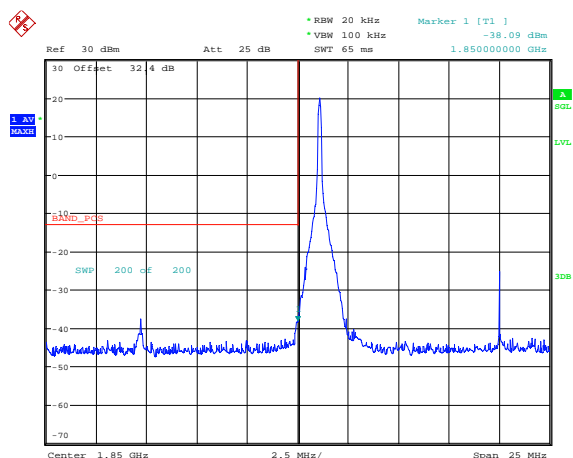
Date: 31.MAR.2015 13:29:32

**Figure 3-30a: Band 2 High Channel Mask, 1.4MHz  
BW, RB = 6**



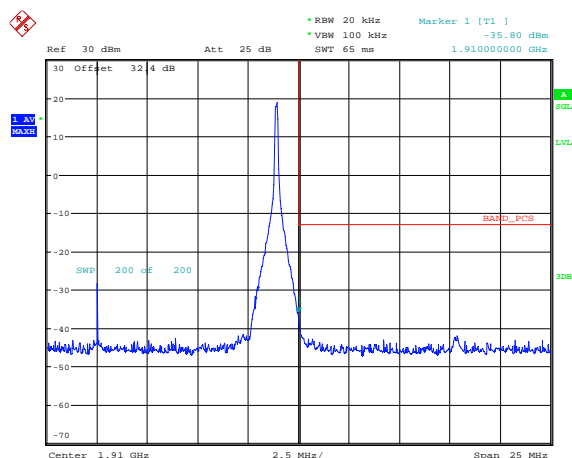
Date: 31.MAR.2015 13:30:08

**Figure 3-31a: Band 2 Low Channel Mask, 20MHz  
BW, RB = 1**




Date: 31.MAR.2015 13:26:43

**Figure 3-32a: Band 2 High Channel Mask, 20MHz  
BW, RB = 1**

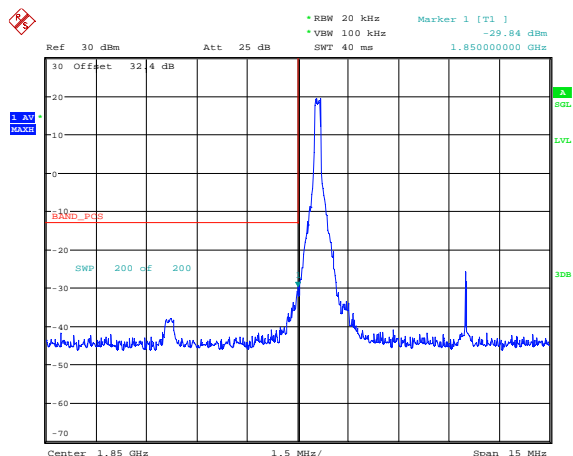


Date: 31.MAR.2015 13:27:25

	EMC Test Report for the BlackBerry® smartphone Model RHR191LW (SQW100-4) <b>APPENDIX 3A</b>	
<b>Test Report No.:</b> RTS-6067-1505-13	<b>Dates of Test:</b> March 31 to May 11, and June 18, 2015	<b>FCC ID:</b> L6ARHR190LW <b>IC:</b> 2503A-RHR190LW

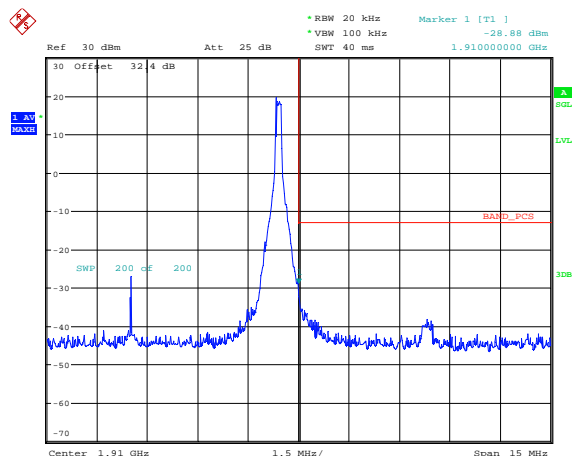
## LTE Band 2 Conducted RF Emission Test Data cont'd

**Figure 3-33a: Band 2 Low Channel Mask, 10MHz  
BW, RB = 1**



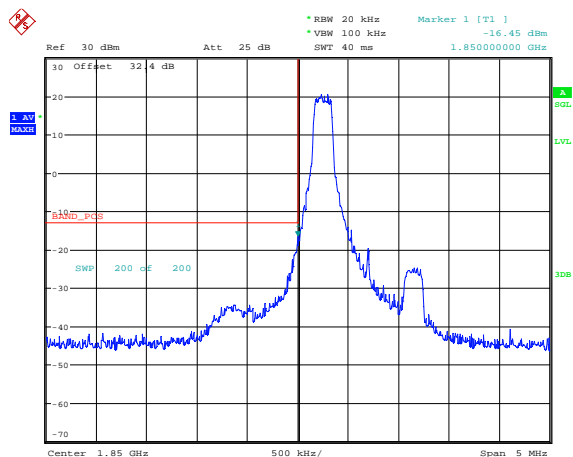
Date: 31.MAR.2015 13:28:05

**Figure 3-34a: Band 2 High Channel Mask, 10MHz  
BW, RB = 1**



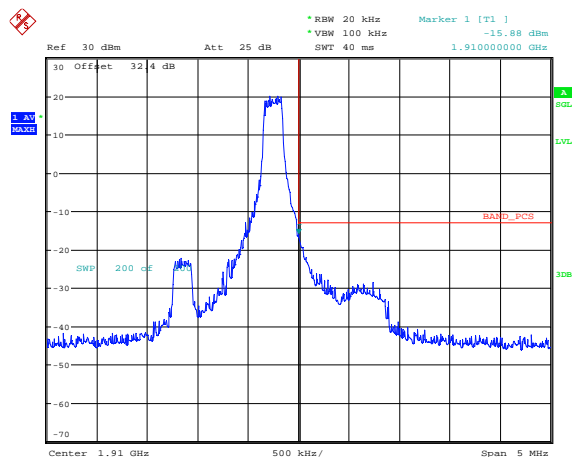
Date: 31.MAR.2015 13:28:39

**Figure 3-35a: Band 2 Low Channel Mask, 1.4MHz  
BW, RB = 1**



Date: 31.MAR.2015 13:29:17

**Figure 3-36a: Band 2 High Channel Mask, 1.4MHz  
BW, RB = 1**



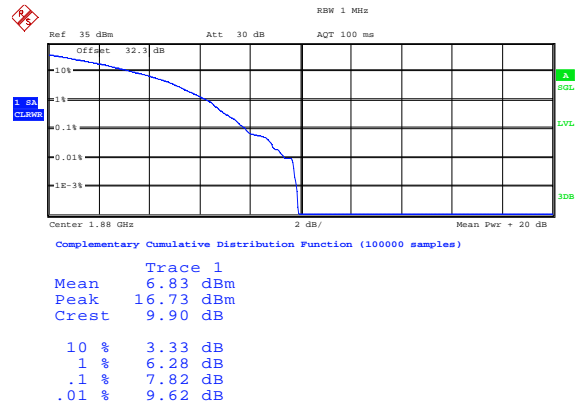
Date: 31.MAR.2015 13:29:50



	EMC Test Report for the BlackBerry® smartphone Model RHR191LW (SQW100-4) <b>APPENDIX 3A</b>	
<b>Test Report No.:</b> RTS-6067-1505-13	<b>Dates of Test:</b> March 31 to May 11, and June 18, 2015	<b>FCC ID:</b> L6ARHR190LW <b>IC:</b> 2503A-RHR190LW

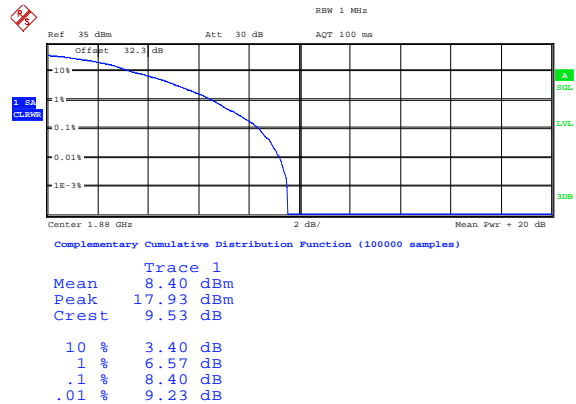
LTE Band 2 Conducted RF Emission Test Data cont'd

Figure 3-37a: Band 2, Mid Channel PAR, 20 MHz BW, RB = 50 QPSK



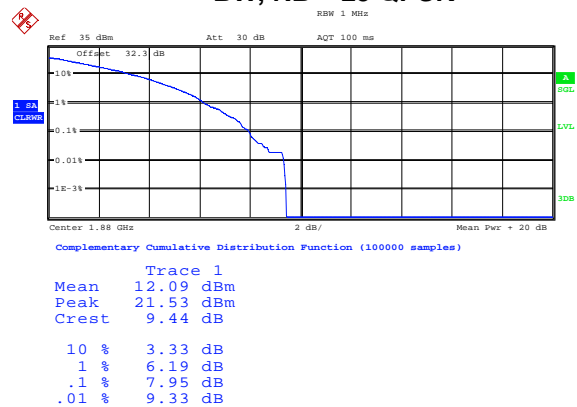
Date: 31.MAR.2015 13:31:11

Figure 3-38a: Band 2, Mid Channel PAR, 20 MHz BW, RB = 100 16-QAM



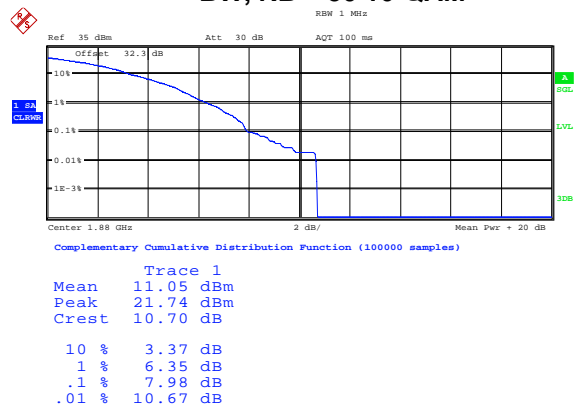
Date: 31.MAR.2015 13:31:16

Figure 3-39a: Band 2, Mid Channel PAR, 10 MHz BW, RB = 25 QPSK



Date: 31.MAR.2015 13:31:28

Figure 3-40a: Band 2, Mid Channel PAR, 10 MHz BW, RB = 50 16-QAM

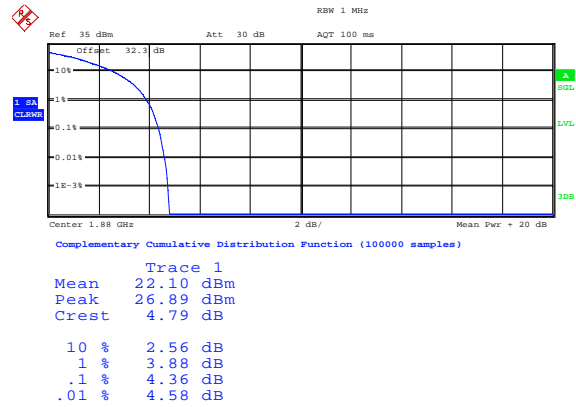


Date: 31.MAR.2015 13:31:33

	EMC Test Report for the BlackBerry® smartphone Model RHR191LW (SQW100-4) <b>APPENDIX 3A</b>	
<b>Test Report No.:</b> RTS-6067-1505-13	<b>Dates of Test:</b> March 31 to May 11, and June 18, 2015	<b>FCC ID:</b> L6ARHR190LW <b>IC:</b> 2503A-RHR190LW

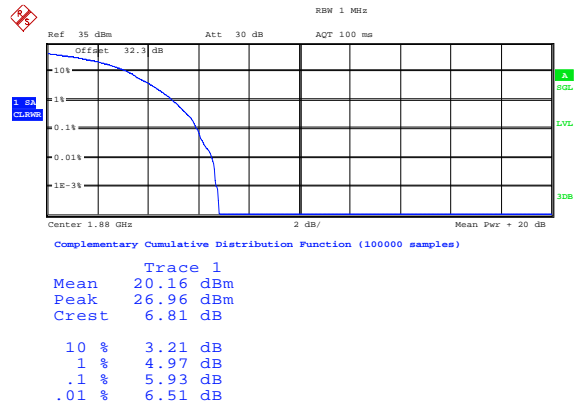
LTE Band 2 Conducted RF Emission Test Data cont'd

Figure 3-41a: Band 2, Mid Channel PAR, 1.4 MHz BW, RB = 3 QPSK




Date: 31.MAR.2015 13:31:46

Figure 3-42a: Band 2, Mid Channel PAR, 1.4 MHz BW, RB = 6 16-QAM

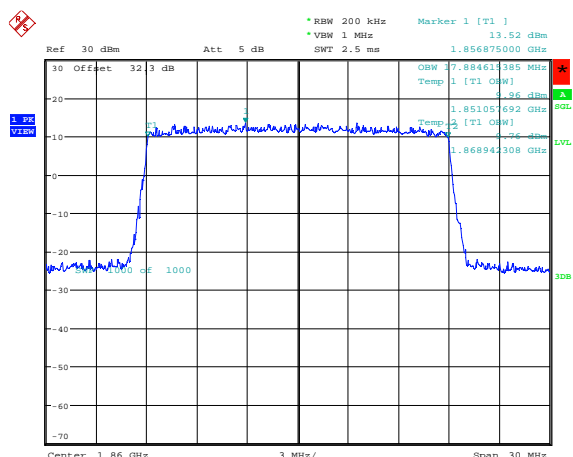


Date: 31.MAR.2015 13:31:51

	EMC Test Report for the BlackBerry® smartphone Model RHR191LW (SQW100-4) <b>APPENDIX 3A</b>	
<b>Test Report No.:</b> RTS-6067-1505-13	<b>Dates of Test:</b> March 31 to May 11, and June 18, 2015	<b>FCC ID:</b> L6ARHR190LW <b>IC:</b> 2503A-RHR190LW

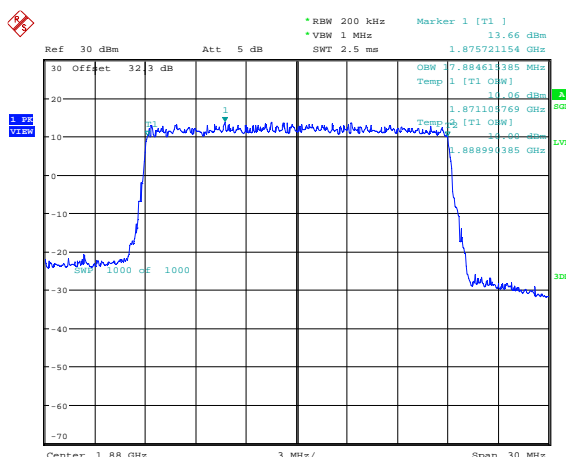
## LTE Band 2 Conducted RF Emission Test Data cont'd

**Figure 3-43a: Occupied Bandwidth, Band 2 Low Channel, 20MHz BW (RB= 100) 16-QAM**



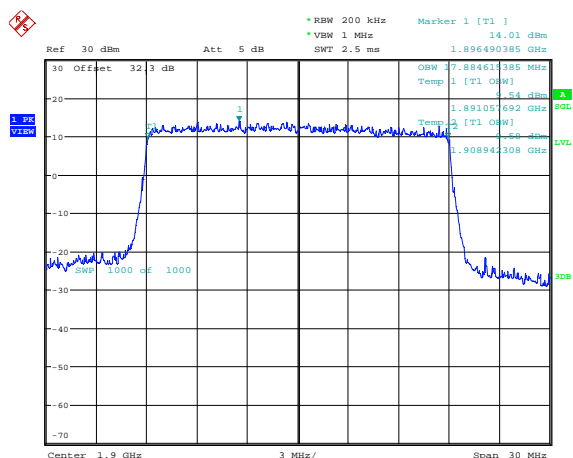
Date: 31.MAR.2015 13:44:04

**Figure 3-44a: Occupied Bandwidth, Band 2 Mid Channel, 20MHz BW (RB= 100) 16-QAM**



Date: 31.MAR.2015 13:44:27

**Figure 3-45a: Occupied Bandwidth, Band 2 High Channel, 20MHz BW (RB= 100) 16-QAM**

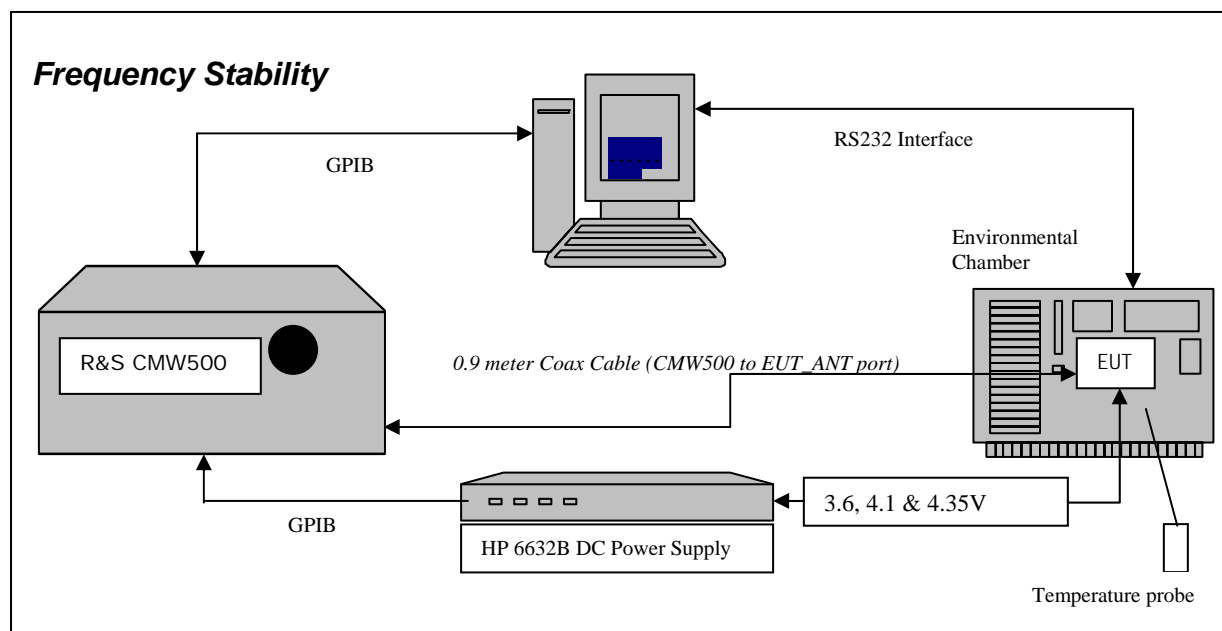


Date: 31.MAR.2015 13:45:19

## APPENDIX 3B – LTE Band 2 FREQUENCY STABILITY TEST DATA

<b>BlackBerry</b>	EMC Test Report for the BlackBerry® smartphone Model RHR191LW (SQW100-4) <b>APPENDIX 3B</b>	
<b>Test Report No.:</b> RTS-6067-1505-13	<b>Dates of Test:</b> March 31 to May 11, and June 18, 2015	<b>FCC ID:</b> L6ARHR190LW <b>IC:</b> 2503A-RHR190LW

### LTE Frequency Stability Test Data



The following measurements were performed by Sijia Li.

CFR 47 Chapter 1 - Federal Communications Commission Rules

Part 2 Required Measurements

**2.1055** Frequency Stability - Procedures

(a,b) Frequency Stability - Temperature Variation


(d) Frequency Stability - Voltage Variation

**24.235** *Frequency Stability.*

*The frequency stability shall be sufficient to ensure that the fundamental emission stays within the authorized frequency block.*

*The EUT meets the requirements as stated in CFR 47 chapter 1, Section 24.235, CFR 47 and RSS-133, 6.3 Frequency Stability.*

Frequency Stability measurement devices were configured as presented in the block diagram recording frequency, power, data, temperatures, and stepped voltages controlled via a GPIB interface linked to the Environmental chamber, a DC power supply, and the Communications Test Set. A 0.9-metre coax cable was calibrated to characterize the insertion loss for the transmitted frequencies between the RF input/output of the CMW 500 and the EUT antenna port.

	EMC Test Report for the BlackBerry® smartphone Model RHR191LW (SQW100-4) <b>APPENDIX 3B</b>	
Test Report No.: RTS-6067-1505-13	Dates of Test: March 31 to May 11, and June 18, 2015	FCC ID: L6ARHR190LW IC: 2503A-RHR190LW

## Test Setup:

The EUT was placed in the Temperature chamber and connected to CMW 500 outside as shown in the figure above. Dry air was pumped inside the temperature chamber to maintain a backpressure during the test. The EUT was kept in the off condition at all times except when the following measurements were to be made.

---


The chamber was switched on and the temperature was set to -30°C. After the chamber stabilized at -30 °C there was a soak period of one hour to alleviate moisture in the chamber, the EUT voltage was enabled. The system software recorded the frequency, power, and associated measurements.

A Computer system controlled the automated software. This application was given the command of activating all machines intrinsic to the temperature and voltage tests controlling the CMW 500 via the GPIB Bus. The Environmental Chamber was instructed through an RS-232 serial line. The EUT dialogue was passed through a serial connection.

The EUT repetitively transmitted 100 bursts for each set of programmed parameters recording temperature, voltage settings, and systematically selected frequencies. The power supply was cycled from minimum voltage 3.6 volts, to 4.1 volts and to 4.35 volts maximum voltage. The frequency error was measured at a maximum output power and recorded by the automated system test software.

The EUT output power and frequency was measured at 3.6 volts, 4.1 volts and 4.35 volts. The transmit frequency was varied in 3 steps consisting of 1860.0, 1880.0 and 1900.0 MHz each was measured under bandwidth of 20 MHz with maximum (100) RBs. This frequency was recorded in MHz and deviation from nominal, in Parts Per Million.

After the initial one-hour soak at the beginning of the tests, a period of thirty minutes soak was initialized between each ascending temperature step, before proceeding to the next measurement test cycle.

	EMC Test Report for the BlackBerry® smartphone Model RHR191LW (SQW100-4) <b>APPENDIX 3B</b>	
Test Report No.: RTS-6067-1505-13	Dates of Test: March 31 to May 11, and June 18, 2015	FCC ID: L6ARHR190LW IC: 2503A-RHR190LW


Procedure:

The test system software for commencing the Frequency Stability Tests carried through the following cycle.

1. Switch on the HP 6632B power supply; CMW 500 Communications test Set, and Environmental Chamber.
2. Start test program
3. Set the Temperature to –30°C and maintain a period of one- hour soak time, with the EUT supply voltage disabled.
4. Set power supply voltage to 3.6 volts.
5. Set up CMW 500 Radio Communication Tester.
6. Command the CMW 500 to switch to the low channel.
7. Enable the voltage to the EUT, and connect a link to the CMW 500 test set.
8. EUT is commanded to Transmit 100 Bursts.
9. Software logs the following data from the CMW 500, power supply and temperature chamber: Traffic Channel Number, Traffic Channel Frequency, Power Level, Chamber Temperature, Supply Voltage, Power and Frequency Error.
10. The CMW 500 commands the EUT to change frequency to the middle channel and high channel and repeats steps 7 to 9.
11. Repeat steps 5 to 10 changing the supply voltage to 4.1 Volts
12. Increase temperature by 10°C and soak for 1/2 hour.
13. Repeat steps 4 - 12 for temperatures –30°C to 60°C.
14. Repeat steps 5 to 10 changing the supply voltage to 4.35 volts

Procedure 5 to 10 was repeated at room temperature (20°C) with the power supply voltage set to 3.6, 4.1 and 4.35 volts

The maximum frequency error in the LTE band 2 measured was **0.0070 PPM**.

	EMC Test Report for the BlackBerry® smartphone Model RHR191LW (SQW100-4) <b>APPENDIX 3B</b>	
<b>Test Report No.:</b> RTS-6067-1505-13	<b>Dates of Test:</b> March 31 to May 11, and June 18, 2015	<b>FCC ID:</b> L6ARHR190LW <b>IC:</b> 2503A-RHR190LW

Date of test: April 17, 2015


**LTE band 2 results: channels 18600, 18900, & 19199 @ 20°C maximum transmitted power**

Traffic Channel Number	LTE Band 2 Frequency (MHz)	Voltage (Volts)	Temperature (Celsius)	Frequency Error (Hz)	PPM
18600	1860.0	3.6	20	8.25	0.0044
18900	1880.0	3.6	20	11.53	0.0061
19199	1900.0	3.6	20	9.33	0.0049

Traffic Channel Number	LTE Band 2 Frequency (MHz)	Voltage (Volts)	Temperature (Celsius)	Frequency Error (Hz)	PPM
18600	1860.0	4.1	20	-7.52	-0.0040
18900	1880.0	4.1	20	10.30	0.0055
19199	1900.0	4.1	20	9.51	0.0050


Traffic Channel Number	LTE Band 2 Frequency (MHz)	Voltage (Volts)	Temperature (Celsius)	Frequency Error (Hz)	PPM
18600	1860.0	4.35	20	-8.70	-0.0047
18900	1880.0	4.35	20	11.03	0.0059
19199	1900.0	4.35	20	-5.88	-0.0031



	EMC Test Report for the BlackBerry® smartphone Model RHR191LW (SQW100-4) <b>APPENDIX 3B</b>	
Test Report No.: RTS-6067-1505-13	Dates of Test: March 31 to May 11, and June 18, 2015	FCC ID: L6ARHR190LW IC: 2503A-RHR190LW


**LTE band 2 Results: channel 18600 @ maximum transmitted power**

Traffic Channel Number	Frequency (MHz)	Voltage (Volts)	Temperature (Celsius)	Frequency Error (Hz)	PPM
18600	1860.0	3.6	-30	-9.48	-0.0051
18600	1860.0	3.6	-20	-8.45	-0.0045
18600	1860.0	3.6	-10	-8.17	-0.0044
18600	1860.0	3.6	0	-5.83	-0.0031
18600	1860.0	3.6	10	-8.83	-0.0047
18600	1860.0	3.6	20	8.25	0.0044
18600	1860.0	3.6	30	-9.06	-0.0049
18600	1860.0	3.6	40	-11.96	-0.0064
18600	1860.0	3.6	50	-11.12	-0.0060
Traffic Channel Number	Frequency (MHz)	Voltage (Volts)	Temperature (Celsius)	Frequency Error (Hz)	PPM
18600	1860.0	4.1	-30	-8.41	-0.0045
18600	1860.0	4.1	-20	-9.36	-0.0050
18600	1860.0	4.1	-10	-6.48	-0.0035
18600	1860.0	4.1	0	-6.24	-0.0034
18600	1860.0	4.1	10	8.61	0.0046
18600	1860.0	4.1	20	-7.52	-0.0040
18600	1860.0	4.1	30	-6.64	-0.0036
18600	1860.0	4.1	40	-6.19	-0.0033
18600	1860.0	4.1	50	-8.60	-0.0046
Traffic Channel Number	Frequency (MHz)	Voltage (Volts)	Temperature (Celsius)	Frequency Error (Hz)	PPM
18600	1860.0	4.35	-30	-7.40	-0.0040
18600	1860.0	4.35	-20	9.87	0.0053
18600	1860.0	4.35	-10	-8.18	-0.0044
18600	1860.0	4.35	0	-7.60	-0.0041
18600	1860.0	4.35	10	-7.27	-0.0039
18600	1860.0	4.35	20	-8.70	-0.0047
18600	1860.0	4.35	30	-7.62	-0.0041
18600	1860.0	4.35	40	-9.21	-0.0050
18600	1860.0	4.35	50	-8.98	-0.0048

	EMC Test Report for the BlackBerry® smartphone Model RHR191LW (SQW100-4) <b>APPENDIX 3B</b>	
Test Report No.: RTS-6067-1505-13	Dates of Test: March 31 to May 11, and June 18, 2015	FCC ID: L6ARHR190LW IC: 2503A-RHR190LW

**LTE band 2 Results: channel 18900 @ maximum transmitted power**


Traffic Channel Number	Frequency (MHz)	Voltage (Volts)	Temperature (Celsius)	Frequency Error (Hz)	PPM
18900	1880.00	3.6	-30	6.08	0.0032
18900	1880.00	3.6	-20	8.74	0.0046
18900	1880.00	3.6	-10	13.13	<b>0.0070</b>
18900	1880.00	3.6	0	8.91	0.0047
18900	1880.00	3.6	10	9.41	0.0050
18900	1880.00	3.6	20	11.53	0.0061
18900	1880.00	3.6	30	5.22	0.0028
18900	1880.00	3.6	40	7.88	0.0042
18900	1880.00	3.6	50	4.19	0.0022
Traffic Channel Number	Frequency (MHz)	Voltage (Volts)	Temperature (Celsius)	Frequency Error (Hz)	PPM
18900	1880.00	4.1	-30	8.20	0.0044
18900	1880.00	4.1	-20	12.42	0.0066
18900	1880.00	4.1	-10	8.25	0.0044
18900	1880.00	4.1	0	7.93	0.0042
18900	1880.00	4.1	10	8.23	0.0044
18900	1880.00	4.1	20	10.30	0.0055
18900	1880.00	4.1	30	-7.87	-0.0042
18900	1880.00	4.1	40	-6.62	-0.0035
18900	1880.00	4.1	50	10.27	0.0055
Traffic Channel Number	Frequency (MHz)	Voltage (Volts)	Temperature (Celsius)	Frequency Error (Hz)	PPM
18900	1880.00	4.35	-30	-6.49	-0.0035
18900	1880.00	4.35	-20	9.03	0.0048
18900	1880.00	4.35	-10	7.42	0.0039
18900	1880.00	4.35	0	5.18	0.0028
18900	1880.00	4.35	10	11.12	0.0059
18900	1880.00	4.35	20	11.03	0.0059
18900	1880.00	4.35	30	9.94	0.0053
18900	1880.00	4.35	40	6.12	0.0033
18900	1880.00	4.35	50	8.45	0.0045

	EMC Test Report for the BlackBerry® smartphone Model RHR191LW (SQW100-4) <b>APPENDIX 3B</b>	
Test Report No.: RTS-6067-1505-13	Dates of Test: March 31 to May 11, and June 18, 2015	FCC ID: L6ARHR190LW IC: 2503A-RHR190LW

**LTE band 2 Results: channel 19199 @ maximum transmitted power**

Traffic Channel Number	Frequency (MHz)	Voltage (Volts)	Temperature (Celsius)	Frequency Error (Hz)	PPM
19199	1900.0	3.6	-30	9.84	0.0052
19199	1900.0	3.6	-20	8.37	0.0044
19199	1900.0	3.6	-10	6.90	0.0036
19199	1900.0	3.6	0	-5.81	-0.0031
19199	1900.0	3.6	10	6.71	0.0035
19199	1900.0	3.6	20	9.33	0.0049
19199	1900.0	3.6	30	5.72	0.0030
19199	1900.0	3.6	40	-8.47	-0.0045
19199	1900.0	3.6	50	-7.42	-0.0039
Traffic Channel Number	Frequency (MHz)	Voltage (Volts)	Temperature (Celsius)	Frequency Error (Hz)	PPM
19199	1900.0	4.1	-30	-6.34	-0.0033
19199	1900.0	4.1	-20	10.04	0.0053
19199	1900.0	4.1	-10	8.94	0.0047
19199	1900.0	4.1	0	7.68	0.0040
19199	1900.0	4.1	10	10.11	0.0053
19199	1900.0	4.1	20	9.51	0.0050
19199	1900.0	4.1	30	10.34	0.0054
19199	1900.0	4.1	40	5.02	0.0026
19199	1900.0	4.1	50	-6.22	-0.0033
Traffic Channel Number	Frequency (MHz)	Voltage (Volts)	Temperature (Celsius)	Frequency Error (Hz)	PPM
19199	1900.0	4.35	-30	-6.75	-0.0036
19199	1900.0	4.35	-20	6.87	0.0036
19199	1900.0	4.35	-10	8.04	0.0042
19199	1900.0	4.35	0	5.46	0.0029
19199	1900.0	4.35	10	6.59	0.0035
19199	1900.0	4.35	20	-5.88	-0.0031
19199	1900.0	4.35	30	-6.64	-0.0035
19199	1900.0	4.35	40	7.27	0.0038
19199	1900.0	4.35	50	-5.62	-0.0030

## APPENDIX 3C – LTE Band 2 RADIATED EMISSIONS TEST DATA

	EMC Test Report for the BlackBerry® smartphone Model RHR191LW (SQW100-4) <b>APPENDIX 3C</b>		
<b>Test Report No.:</b> RTS-6067-1505-13	<b>Dates of Test:</b> March 31 to May 11, and June 18, 2015	<b>FCC ID:</b> L6ARHR190LW <b>IC:</b> 2503A-RHR190LW	

### Radiated Power Test Data Results

The following measurements were performed by Shiva Kumbham.

Date of Test: April 13, 2015

The environmental tests conditions were: Temperature: 25.8 °C  
Relative Humidity: 37.1 %

The BlackBerry® smartphone was standalone, USB Down and LCD facing the RX antenna when the turntable is at 0 degree position.

Measurements were performed with QPSK and 16QAM modulations. The smallest test margins are reported below.

Test Distance was 3.0 meters with the RX antenna height scans between 1-4 meters height.

#### LTE band 2, 20MHz BW, RB=1, QPSK modulation

								Substitution Method					
EUT				Rx Antenna		Spectrum Analyzer		Tracking Generator					
Type	Ch	Frequency (MHz)	Band	Type	Pol.	Reading (dBuV)	Max (V,H) (dBuV)	Pol. Tx-Rx	Reading (dBm)	Corrected Reading		Limit (dBm)	Diff to Limit (dB)
F0	18700	1860.00	2	Horn	V	-30.05	-27.26	V-V	-15.67	<b>23.83</b>	0.24	33.00	9.17
F0	18700	1860.00	2	Horn	H	-27.26		H-H	-16.83				
F0	18900	1880.00	2	Horn	V	-31.39	-27.31	V-V	-15.94	23.46	0.22	33.00	9.54
F0	18900	1880.00	2	Horn	H	-27.31		H-H	-16.58				
F0	19099	1899.90	2	Horn	V	-32.29	-27.47	V-V	-16.33	23.21	0.21	33.00	9.79
F0	19099	1899.90	2	Horn	H	-27.47		H-H	-16.61				

#### LTE band 2, 20MHz BW, RB=1, 16-QAM modulation

								Substitution Method					
EUT				Rx Antenna		Spectrum Analyzer		Tracking Generator					
Type	Ch	Frequency (MHz)	Band	Type	Pol.	Reading (dBuV)	Max (V,H) (dBuV)	Pol. Tx-Rx	Reading (dBm)	Corrected Reading		Limit (dBm)	Diff to Limit (dB)
F0	18700	1860.00	2	Horn	V	-31.33	-28.50	V-V	-16.94	<b>22.56</b>	0.18	33.00	10.44
F0	18700	1860.00	2	Horn	H	-28.50		H-H	-18.07				
F0	18900	1880.00	2	Horn	V	-32.35	-28.22	V-V	-16.89	22.51	0.18	33.00	10.49
F0	18900	1880.00	2	Horn	H	-28.22		H-H	-17.57				
F0	19099	1899.90	2	Horn	V	-33.24	-28.60	V-V	-17.56	21.98	0.16	33.00	11.02
F0	19099	1899.90	2	Horn	H	-28.60		H-H	-17.78				

This report shall NOT be reproduced except in full without the written consent of BlackBerry RTS - A division of BlackBerry Limited.

Copyright 2005-2015

Page 141 of 249




## APPENDIX 4A– LTE Band 5 CONDUCTED RF EMISSIONS TEST DATA/PLOTS

<b>BlackBerry</b>	EMC Test Report for the BlackBerry® smartphone Model RHR191LW (SQW100-4) <b>APPENDIX 4A</b>	
<b>Test Report No.:</b> RTS-6067-1505-13	<b>Dates of Test:</b> March 31 to May 11, and June 18, 2015	<b>FCC ID:</b> L6ARHR190LW <b>IC:</b> 2503A-RHR190LW

### LTE Band 5 Conducted RF Emission Test Data

This appendix contains measurement data pertaining to conducted spurious emissions, 99% power bandwidth and the channel mask.

#### Test Setup Diagram



A reference offset of 31.4 dB was applied to the spectrum analyzer reference level for the attenuators and coaxial cable loss in the test circuit.


<u>UNIT</u>	<u>MANUFACTURER</u>	<u>MODEL</u>	<u>SERIAL NUMBER</u>
Attenuator 1	Mini-Circuits	BW-S6W2+	0647
Attenuator 2	Mini-Circuits	BW-S6W2+	0648
Attenuator 3	Mini-Circuits	BW-S20-2W263+	1234
Splitter 1	Weinschel	1515	MES 92

Date of Test: April 25, 2015

The environmental test conditions were: Temperature: 22.5 °C  
Relative Humidity: 19.2 %

The following measurements were performed by Sijia Li.



	EMC Test Report for the BlackBerry® smartphone Model RHR191LW (SQW100-4) <b>APPENDIX 4A</b>	
Test Report No.: RTS-6067-1505-13	Dates of Test: March 31 to May 11, and June 18, 2015	FCC ID: L6ARHR190LW IC: 2503A-RHR190LW

## LTE Band 5 Conducted RF Emission Test Data cont'd

### Emission Designator Table

Frequency Range (MHz)	Conducted Output Power (dBm)	Emission Designator	Band	Bandwidth (MHz)	Modulation
824.7-848.2	23.00	1M08G7D	LTE B5	1.4	QPSK
824.7-848.2	21.92	1M08D7W	LTE B5	1.4	16QAM
825.5-847.5	23.88	2M69G7D	LTE B5	3	QPSK
825.5-847.5	22.59	2M68D7W	LTE B5	3	16QAM
826.5-846.4	23.14	4M47G7D	LTE B5	5	QPSK
826.5-846.4	22.47	4M47D7W	LTE B5	5	16QAM
829-844	23.10	8M93G7D	LTE B5	10	QPSK
829-844	22.74	8M92D7W	LTE B5	10	16QAM

**The conducted spurious emissions** – As per 47 CFR 2.1051, CFR 22.917 and RSS-132, 4.5 were measured from 30 MHz to 20 GHz.

### **–26 dBc Bandwidth and Occupied Bandwidth (99%)**

For each 1.4MHz, 3MHz, 5MHz, 10MHz with different number of RBs as per scalable bandwidths for LTE band 5, the modulation spectrum was measured by both methods of 99% power bandwidth and –26 dBc bandwidth.


QPSK and 16-QAM modulations were applied to each of the bandwidths. Only the worst case measurements are documented in this report.

A minimum RB condition was also measured (RB = 1).

The resolution bandwidth required for out-of-band emissions in the 1 MHz bands immediately outside and adjacent to the frequency block, was determined to be at least 1% of the emission bandwidth.

The worst case –26dBc bandwidth for LTE band 5 was measured to be 9.25 MHz. Results were derived in a 100 kHz resolution bandwidth.

On any frequency outside the frequency block and outside the adjacent 1 MHz bands, a resolution bandwidth of at least 1 MHz was applied.

	EMC Test Report for the BlackBerry® smartphone Model RHR191LW (SQW100-4) <b>APPENDIX 4A</b>	
Test Report No.: RTS-6067-1505-13	Dates of Test: March 31 to May 11, and June 18, 2015	FCC ID: L6ARHR190LW IC: 2503A-RHR190LW

**Test Data for LTE Band 5 selected Frequencies in 10MHz BW (RB = 50)**


LTE Band 5 Frequency (MHz)	26dBc Occupied Bandwidth (MHz)	99% Occupied Bandwidth (MHz)	
	QPSK	QPSK	16-QAM
829.0	9.25	<b>8.97</b>	8.97
836.5	9.23	8.94	8.94
843.9	9.21	8.94	<b>8.99</b>

**Measurement Plots for LTE Band 5**

See Figures 4-1a to 4-18a for the plots of the conducted spurious emissions.

See Figures 4-19a to 4-36a and 4-45a to 4-47a for the plots of 99% Occupied Bandwidth and -26 dBc Bandwidth.

See Figures 4-37a to 4-44a for the plots of the Channel mask.

	EMC Test Report for the BlackBerry® smartphone Model RHR191LW (SQW100-4) <b>APPENDIX 4A</b>	
<b>Test Report No.:</b> RTS-6067-1505-13	<b>Dates of Test:</b> March 31 to May 11, and June 18, 2015	<b>FCC ID:</b> L6ARHR190LW <b>IC:</b> 2503A-RHR190LW

LTE Band 5 Conducted RF Emission Test Data cont'd

Figure 4-1a: Band 5, Spurious Conducted Emissions, Low channel, 10MHz BW (RB= 1)

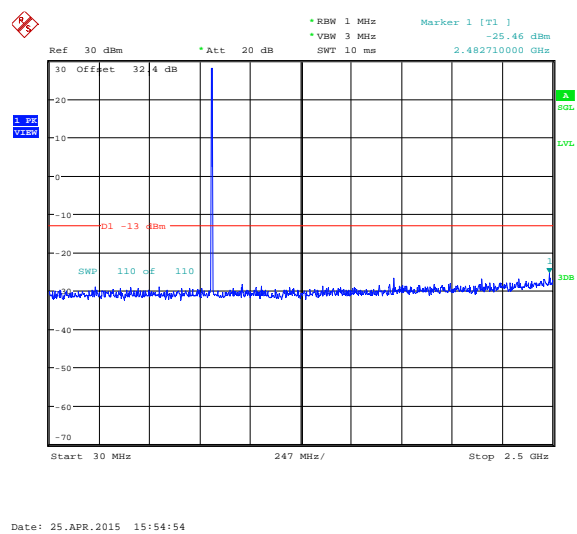


Figure 4-2a: Band 5, Spurious Conducted Emissions, Low channel, 10MHz BW (RB= 1)

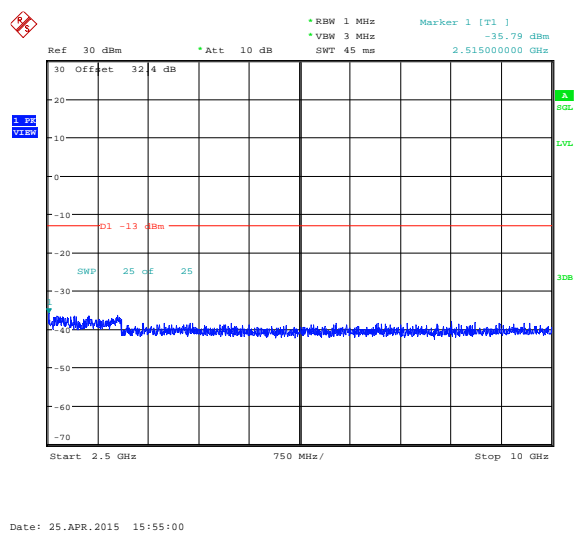


Figure 4-3a: Band 5, Spurious Conducted Emissions, Middle channel, 10MHz BW (RB= 25)

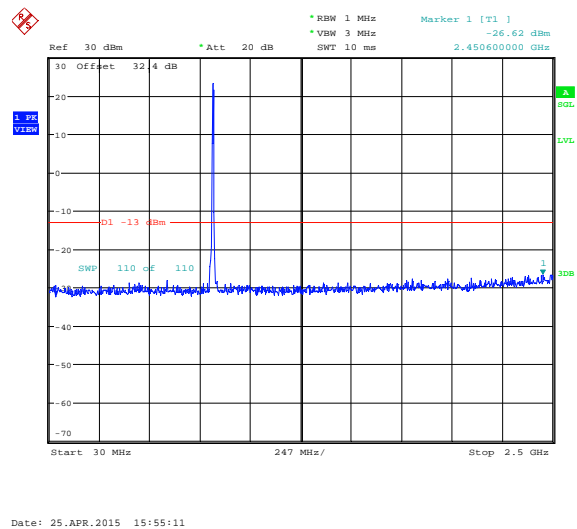
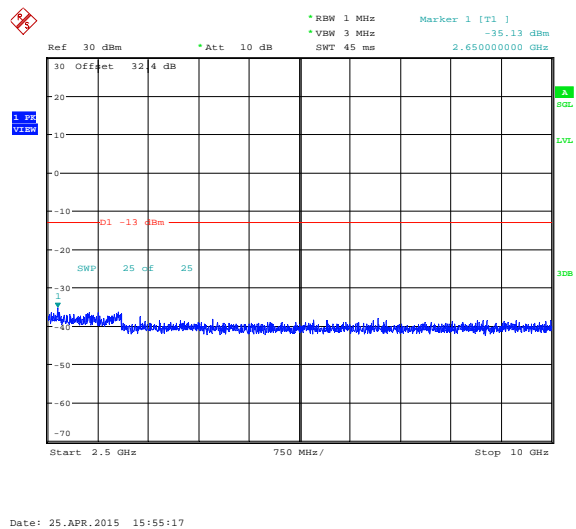



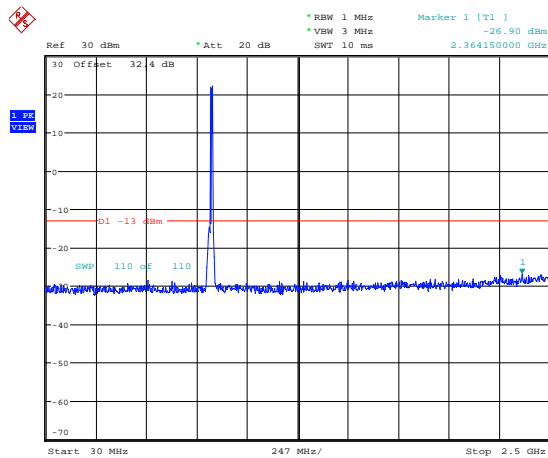
Figure 4-4a: Band 5, Spurious Conducted Emissions, Middle channel, 10MHz BW (RB= 25)



	EMC Test Report for the BlackBerry® smartphone Model RHR191LW (SQW100-4) <b>APPENDIX 4A</b>	
Test Report No.: RTS-6067-1505-13	Dates of Test: March 31 to May 11, and June 18, 2015	FCC ID: L6ARHR190LW IC: 2503A-RHR190LW

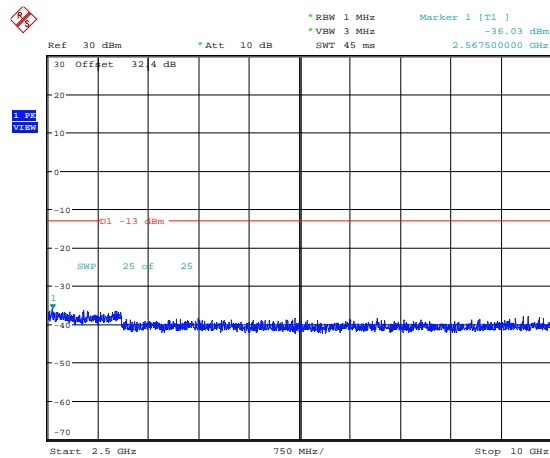
LTE Band 5 Conducted RF Emission Test Data cont'd

**Figure 4-5a: Band 5, Spurious Conducted Emissions, High Channel, 10MHz BW (RB= 50)**



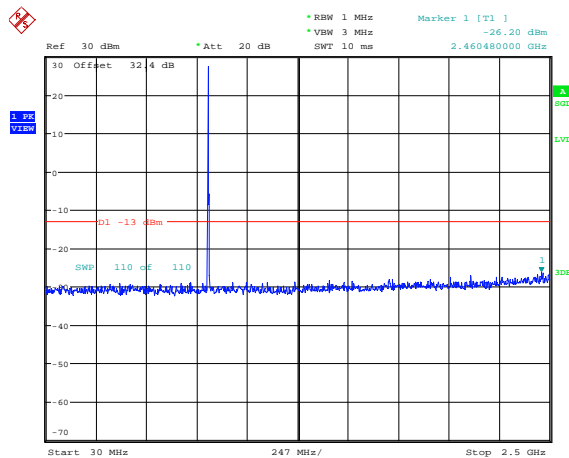
Date: 25.APR.2015 15:55:29

**Figure 4-6a: Band 5, Spurious Conducted Emissions, High Channel, 10MHz BW (RB= 50)**



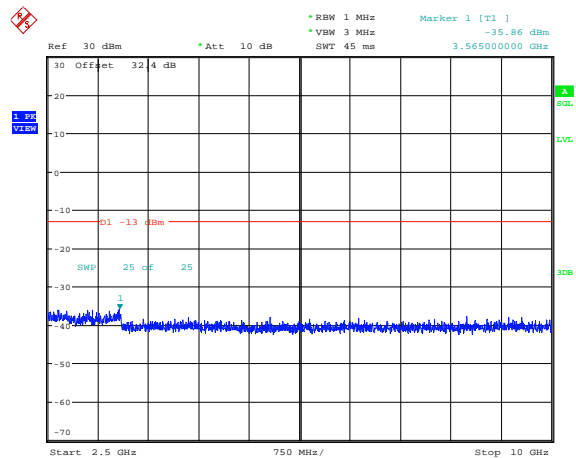
Date: 25.APR.2015 15:55:34

**Figure 4-7a: Band 5, Spurious Conducted Emissions, Low channel, 5MHz BW (RB= 1)**



Date: 25.APR.2015 15:55:59

**Figure 4-8a: Band 5, Spurious Conducted Emissions, Low channel, 5MHz BW (RB= 1)**

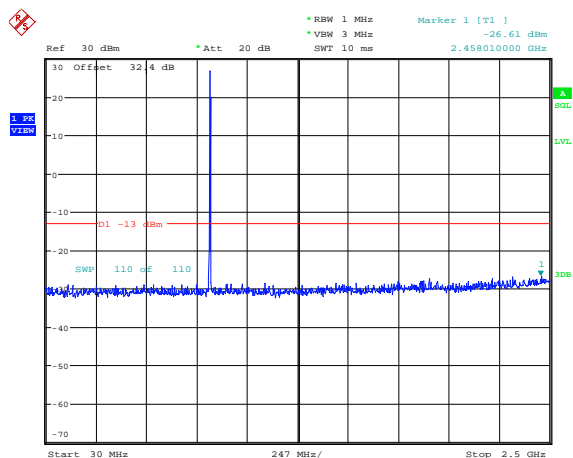


Date: 25.APR.2015 15:56:05

	EMC Test Report for the BlackBerry® smartphone Model RHR191LW (SQW100-4) <b>APPENDIX 4A</b>	
<b>Test Report No.:</b> RTS-6067-1505-13	<b>Dates of Test:</b> March 31 to May 11, and June 18, 2015	<b>FCC ID:</b> L6ARHR190LW <b>IC:</b> 2503A-RHR190LW

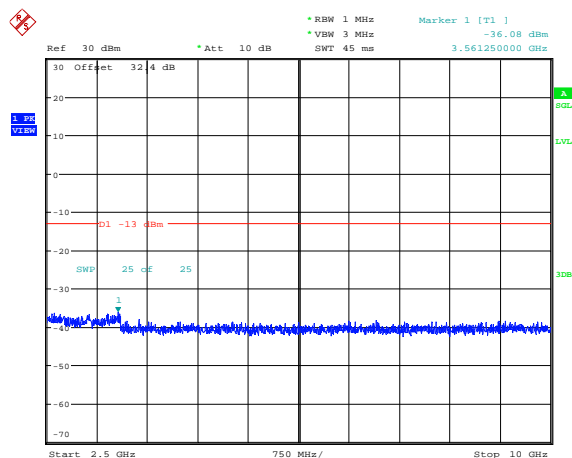
## LTE Band 5 Conducted RF Emission Test Data cont'd

**Figure 4-9a: Band 5, Spurious Conducted Emissions, Middle Channel, 5MHz BW (RB= 15)**



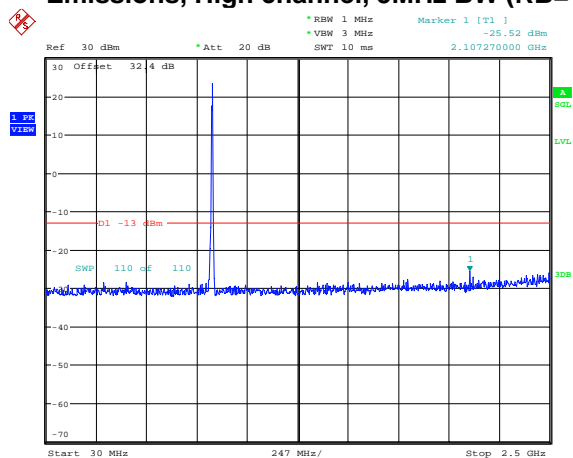
Date: 25.APR.2015 15:56:16

**Figure 4-10a: Band 5, Spurious Conducted Emissions, Middle Channel, 5MHz BW (RB= 15)**



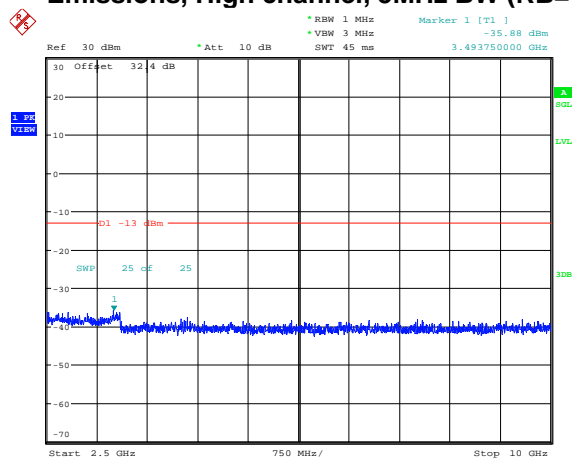
Date: 25.APR.2015 15:56:22

**Figure 4-11a: Band 5, Spurious Conducted Emissions, High channel, 5MHz BW (RB= 25)**




Date: 25.APR.2015 15:56:35

**Figure 4-12a: Band 5, Spurious Conducted Emissions, High channel, 5MHz BW (RB= 25)**



Date: 25.APR.2015 15:56:41

	EMC Test Report for the BlackBerry® smartphone Model RHR191LW (SQW100-4) <b>APPENDIX 4A</b>	
<b>Test Report No.:</b> RTS-6067-1505-13	<b>Dates of Test:</b> March 31 to May 11, and June 18, 2015	<b>FCC ID:</b> L6ARHR190LW <b>IC:</b> 2503A-RHR190LW

LTE Band 5 Conducted RF Emission Test Data cont'd

Figure 4-13a: Band 5, Spurious Conducted Emissions, Low Channel, 1.4MHz BW (RB= 1)

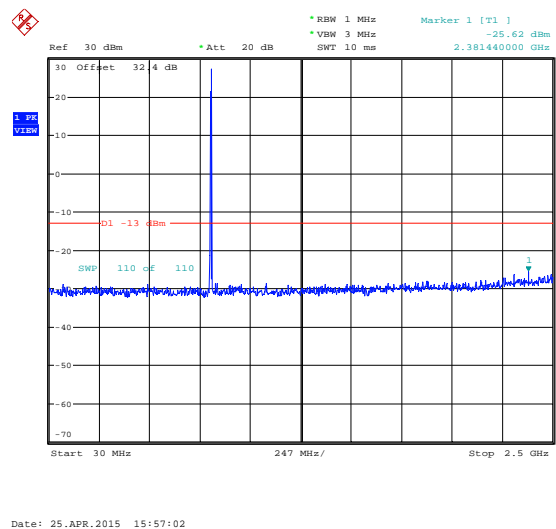


Figure 4-14a: Band 5, Spurious Conducted Emissions, Low Channel, 1.4MHz BW (RB= 1)

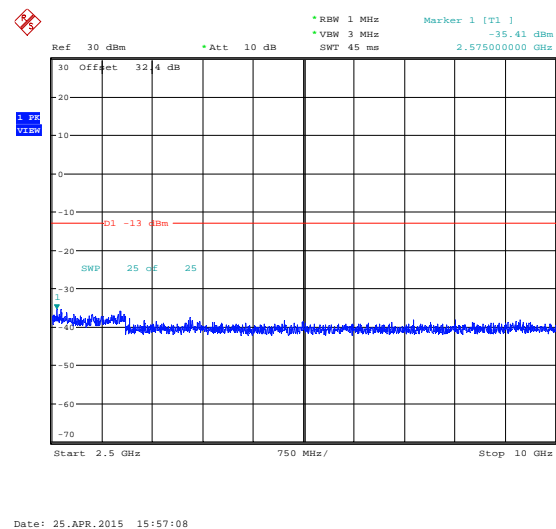


Figure 4-15a: Band 5, Spurious Conducted Emissions, Middle channel, 1.4MHz BW (RB= 3)

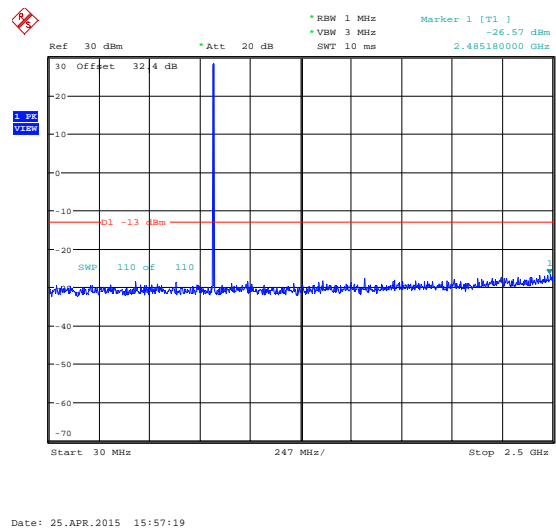
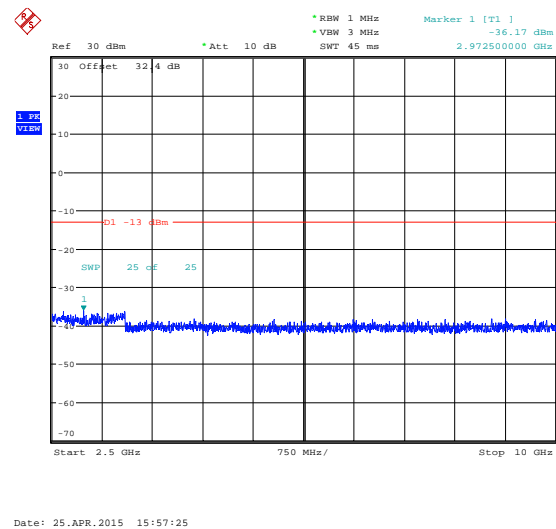



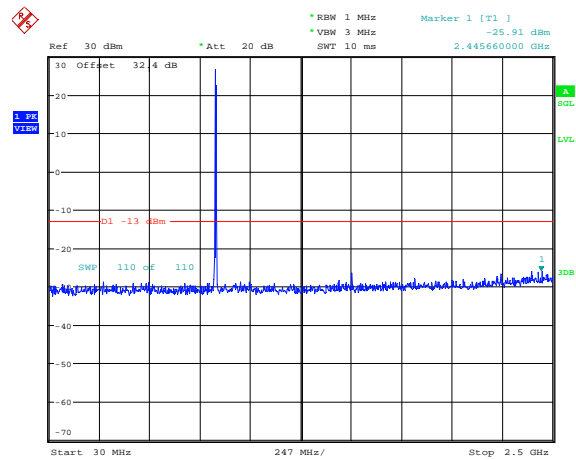
Figure 4-16a: Band 5, Spurious Conducted Emissions, Middle channel, 1.4MHz BW (RB= 3)



	EMC Test Report for the BlackBerry® smartphone Model RHR191LW (SQW100-4) <b>APPENDIX 4A</b>	
<b>Test Report No.:</b> RTS-6067-1505-13	<b>Dates of Test:</b> March 31 to May 11, and June 18, 2015	<b>FCC ID:</b> L6ARHR190LW <b>IC:</b> 2503A-RHR190LW

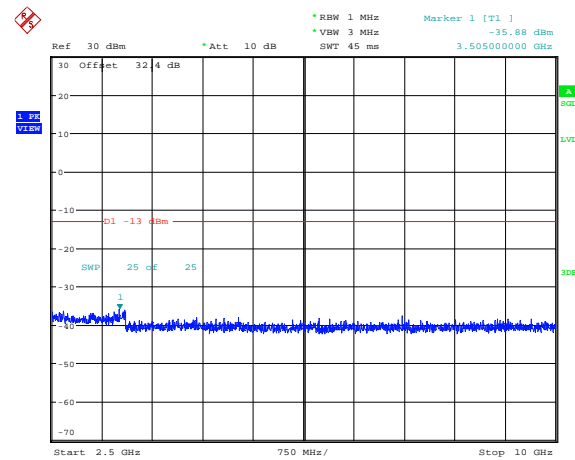
LTE Band 5 Conducted RF Emission Test Data cont'd

Figure 4-17a: Band 5, Spurious Conducted Emissions, High channel, 1.4MHz BW (RB= 6)




Date: 25.APR.2015 15:57:37

Figure 4-18a: Band 5, Spurious Conducted Emissions, High channel, 1.4MHz BW (RB= 6)

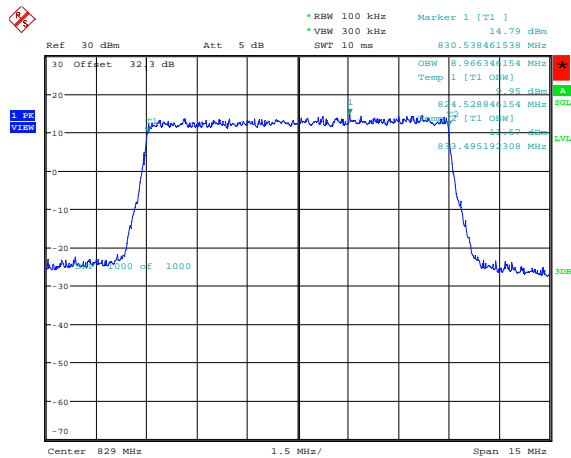


Date: 25.APR.2015 15:57:42

	EMC Test Report for the BlackBerry® smartphone Model RHR191LW (SQW100-4) <b>APPENDIX 4A</b>	
Test Report No.: RTS-6067-1505-13	Dates of Test: March 31 to May 11, and June 18, 2015	FCC ID: L6ARHR190LW IC: 2503A-RHR190LW

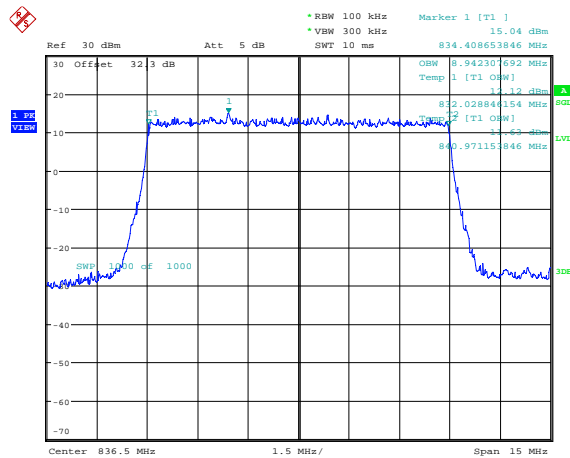
## LTE Band 5 Conducted RF Emission Test Data cont'd

**Figure 4-19a: Occupied Bandwidth, Band 5 Low Channel, 10MHz BW, RB=50**



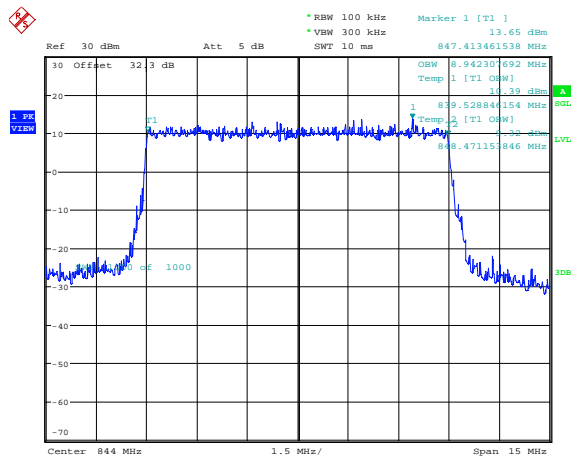
Date: 31.MAR.2015 16:02:28

**Figure 4-20a: Occupied Bandwidth, Band 5 Middle Channel, 10MHz BW, RB=50**




Date: 31.MAR.2015 16:03:43

**Figure 4-21a: Occupied Bandwidth, Band 5 High Channel, 10MHz BW, RB=50**



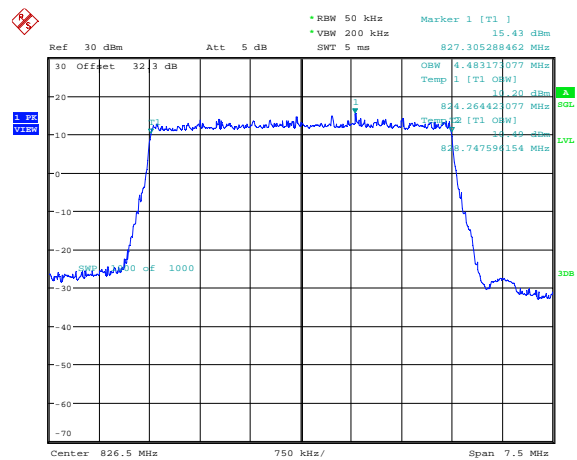
Date: 31.MAR.2015 16:04:48



	EMC Test Report for the BlackBerry® smartphone Model RHR191LW (SQW100-4) <b>APPENDIX 4A</b>	
<b>Test Report No.:</b> RTS-6067-1505-13	<b>Dates of Test:</b> March 31 to May 11, and June 18, 2015	<b>FCC ID:</b> L6ARHR190LW <b>IC:</b> 2503A-RHR190LW

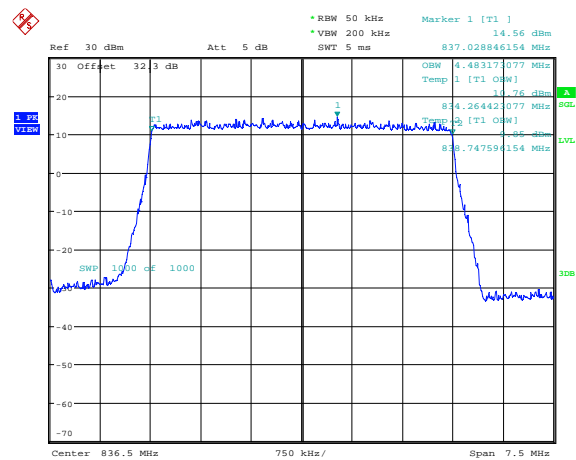
LTE Band 5 Conducted RF Emission Test Data cont'd

Figure 4-22a: Occupied Bandwidth, Band 5 Low Channel, 5MHz BW, RB=25



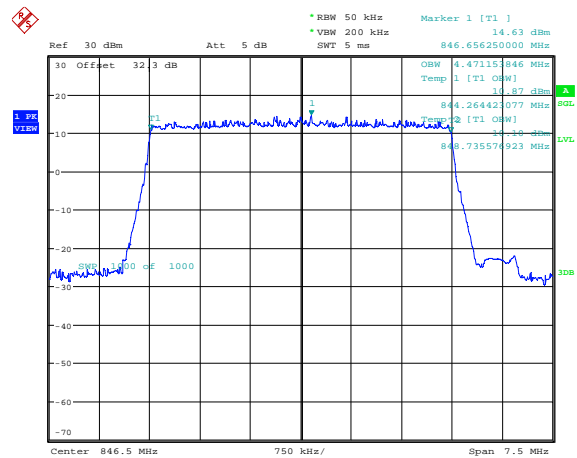
Date: 31.MAR.2015 16:08:35


Figure 4-23a: Occupied Bandwidth, Band 5 Middle Channel, 5MHz BW, RB=25



Date: 31.MAR.2015 16:09:36

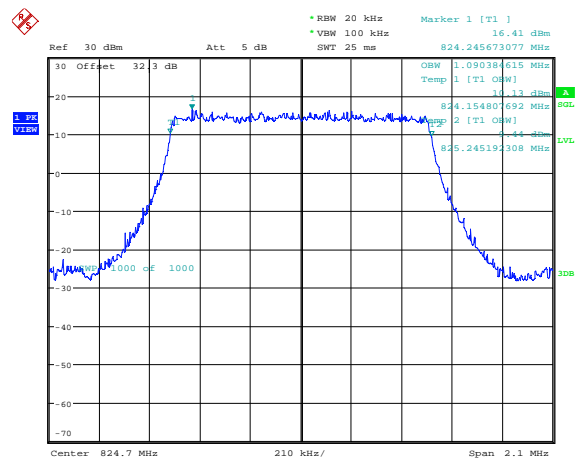
Figure 4-24a: Occupied Bandwidth, Band 5 High Channel, 5MHz BW, RB=25



	EMC Test Report for the BlackBerry® smartphone Model RHR191LW (SQW100-4) <b>APPENDIX 4A</b>	
<b>Test Report No.:</b> RTS-6067-1505-13	<b>Dates of Test:</b> March 31 to May 11, and June 18, 2015	<b>FCC ID:</b> L6ARHR190LW <b>IC:</b> 2503A-RHR190LW

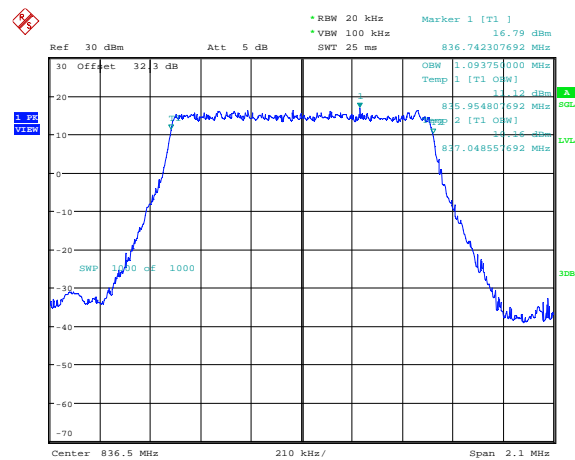
LTE Band 5 Conducted RF Emission Test Data cont'd

Figure 4-25a: Occupied Bandwidth, Band 5 Low Channel, 1.4MHz BW, RB=6



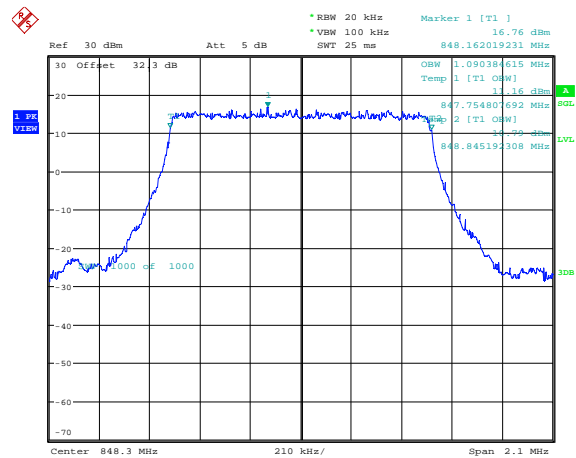
Date: 31.MAR.2015 16:17:01


Figure 4-26a: Occupied Bandwidth, Band 5 Middle Channel, 1.4MHz BW, RB=6



Date: 31.MAR.2015 16:17:57

Figure 4-27a: Occupied Bandwidth, Band 5 High Channel, 1.4MHz BW, RB=6



	EMC Test Report for the BlackBerry® smartphone Model RHR191LW (SQW100-4) <b>APPENDIX 4A</b>	
<b>Test Report No.:</b> RTS-6067-1505-13	<b>Dates of Test:</b> March 31 to May 11, and June 18, 2015	<b>FCC ID:</b> L6ARHR190LW <b>IC:</b> 2503A-RHR190LW

LTE Band 5 Conducted RF Emission Test Data cont'd

Figure 4-28a: -26 dBc Bandwidth, Band 5 Low Channel, 10MHz BW, RB=50

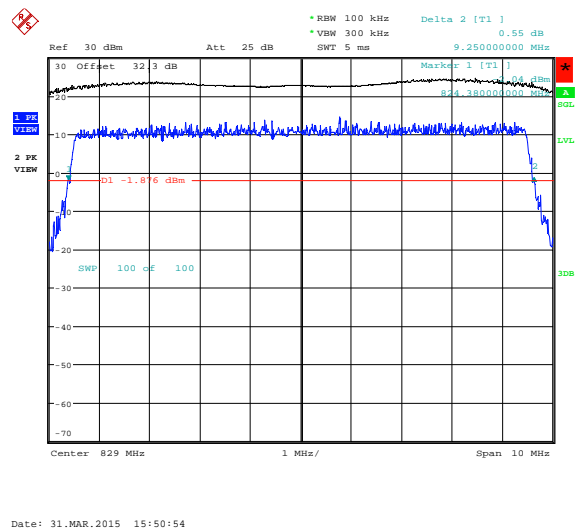


Figure 4-29a: -26 dBc Bandwidth, Band 5 Middle Channel, 10MHz BW, RB=50

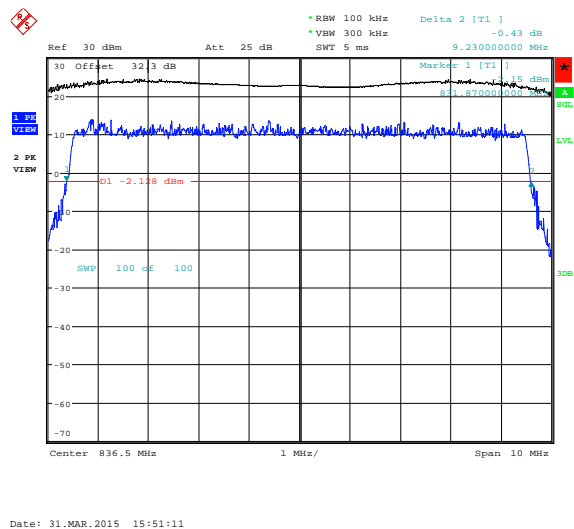


Figure 4-30a: -26 dBc Bandwidth, Band 5 High Channel, 10MHz BW, RB=50

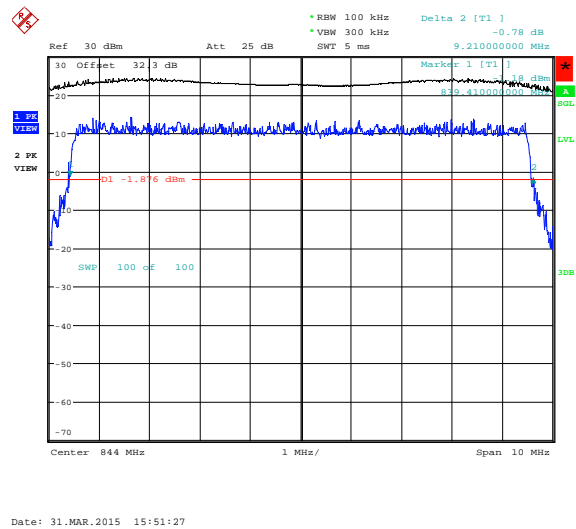
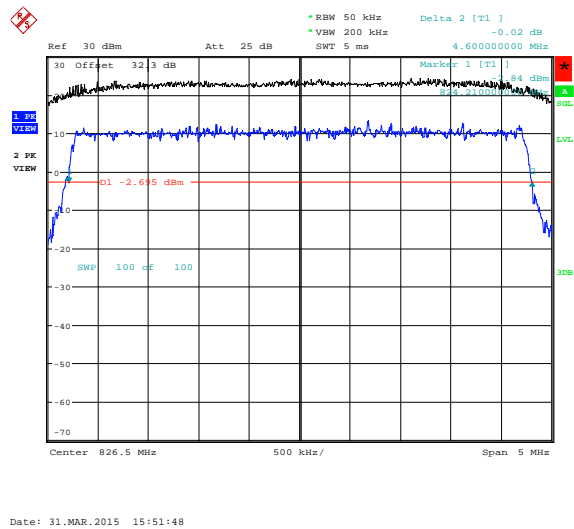



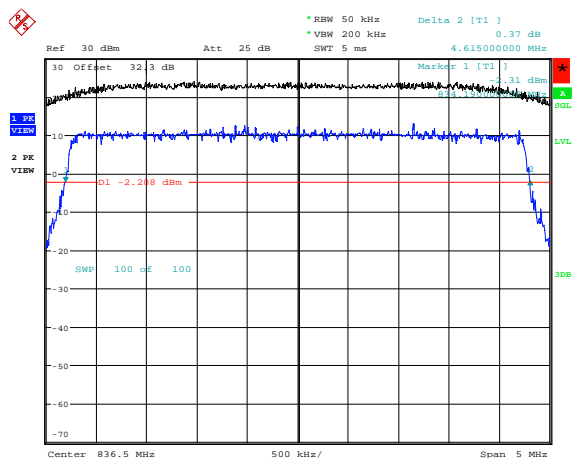
Figure 4-31a: -26 dBc Bandwidth, Band 5 Low Channel, 5MHz BW, RB=25



	EMC Test Report for the BlackBerry® smartphone Model RHR191LW (SQW100-4) <b>APPENDIX 4A</b>	
<b>Test Report No.:</b> RTS-6067-1505-13	<b>Dates of Test:</b> March 31 to May 11, and June 18, 2015	<b>FCC ID:</b> L6ARHR190LW <b>IC:</b> 2503A-RHR190LW

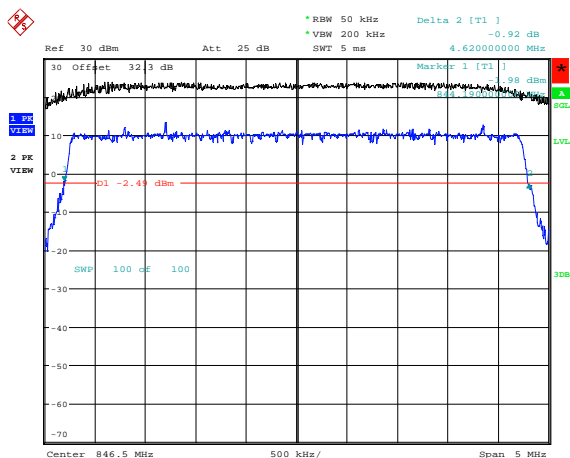
## LTE Band 5 Conducted RF Emission Test Data cont'd

**Figure 4-32a: -26 dBc Bandwidth, Band 5 Middle Channel, 5MHz BW, RB=25**



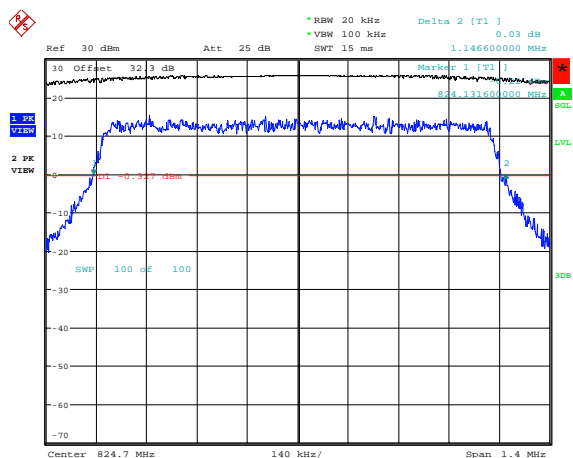
Date: 31.MAR.2015 15:52:04

**Figure 4-33a: -26 dBc Bandwidth, Band 5 High Channel, 5MHz BW, RB=25**



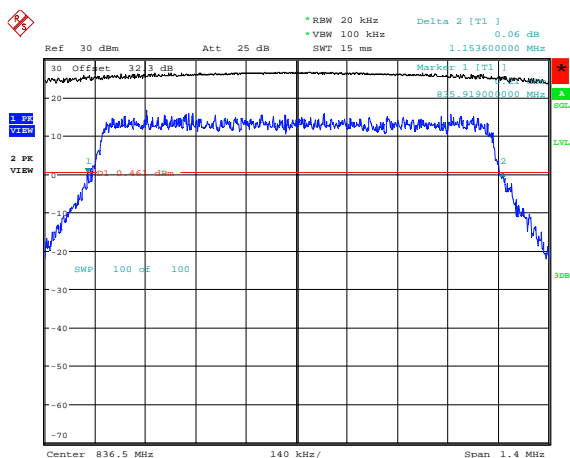
Date: 31.MAR.2015 15:52:17

**Figure 4-34a: -26 dBc Bandwidth, Band 5 Low Channel, 1.4MHz BW, RB=6**




Date: 31.MAR.2015 15:52:40

**Figure 4-35a: -26 dBc Bandwidth, Band 5 Middle Channel, 1.4MHz BW, RB=6**

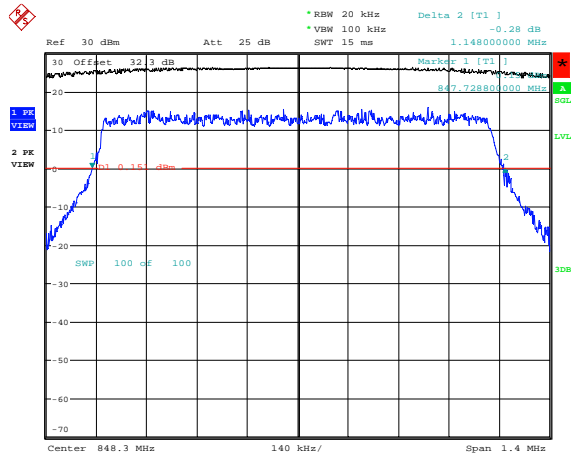


Date: 31.MAR.2015 15:52:54

	EMC Test Report for the BlackBerry® smartphone Model RHR191LW (SQW100-4) <b>APPENDIX 4A</b>	
Test Report No.: RTS-6067-1505-13	Dates of Test: March 31 to May 11, and June 18, 2015	FCC ID: L6ARHR190LW IC: 2503A-RHR190LW

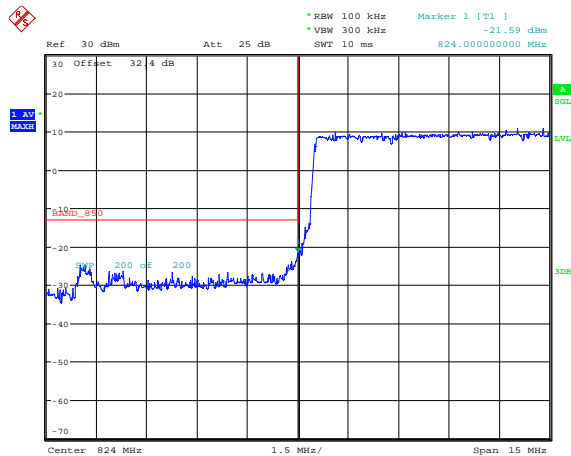
## LTE Band 5 Conducted RF Emission Test Data cont'd

**Figure 4-36a: -26 dBc Bandwidth, Band 5 High Channel, 1.4MHz BW, RB=6**



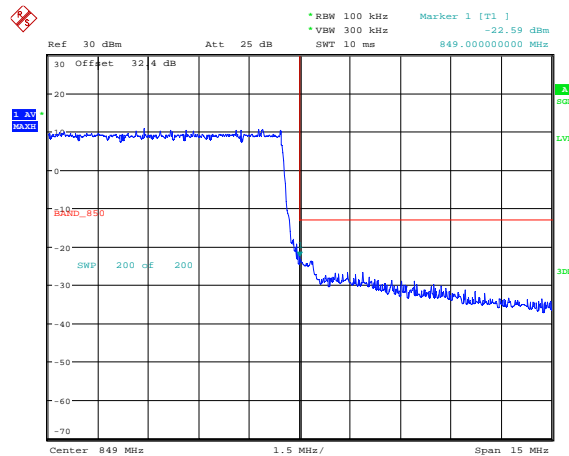
Date: 31.MAR.2015 15:53:09

**Figure 4-37a: Band 5 Low Channel Mask, 10MHz BW, RB=50**




Date: 31.MAR.2015 17:12:51

**Figure 4-38a: Band 5 High Channel Mask, 10MHz BW, RB=50**



Date: 31.MAR.2015 17:13:23

	EMC Test Report for the BlackBerry® smartphone Model RHR191LW (SQW100-4) <b>APPENDIX 4A</b>	
<b>Test Report No.:</b> RTS-6067-1505-13	<b>Dates of Test:</b> March 31 to May 11, and June 18, 2015	<b>FCC ID:</b> L6ARHR190LW <b>IC:</b> 2503A-RHR190LW

LTE Band 5 Conducted RF Emission Test Data cont'd

Figure 4-39a: Band 5 Low Channel Mask, 5MHz BW, RB=25

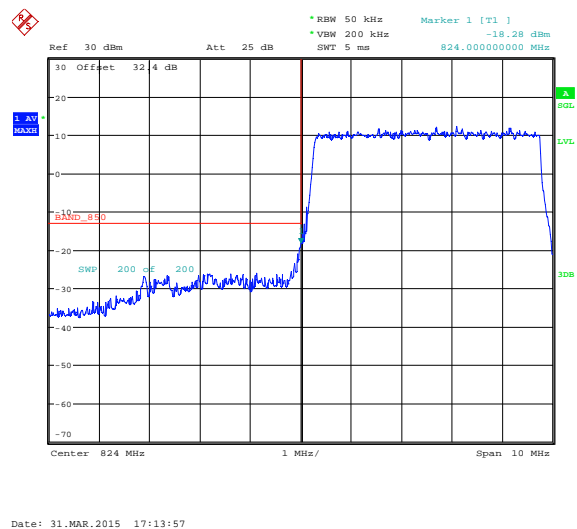


Figure 4-40a: Band 5 High Channel Mask, 5MHz BW, RB=25

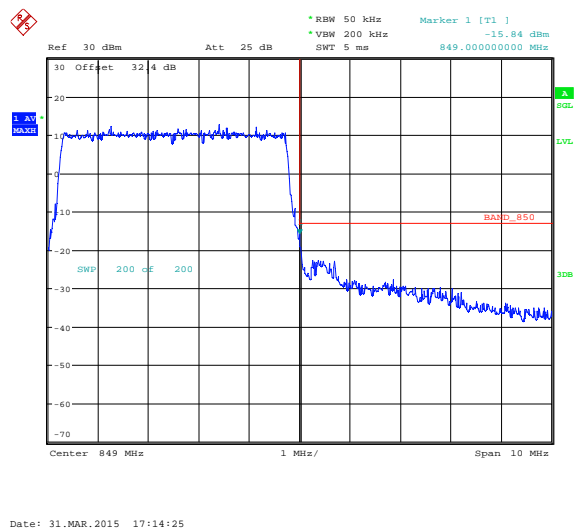


Figure 4-41a: Band 5 Low Channel Mask, 1.4MHz BW, RB=6

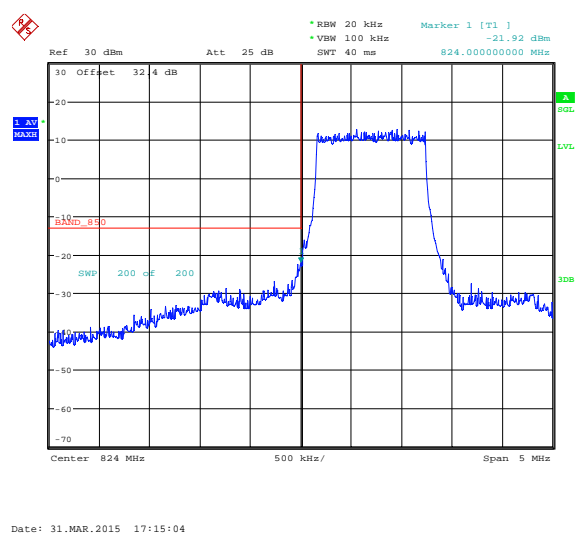
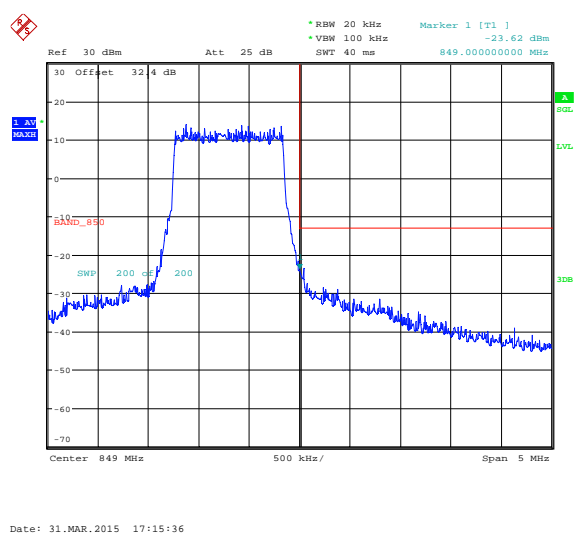



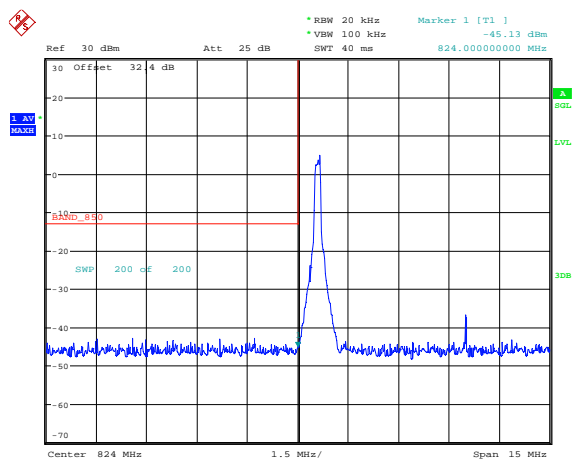
Figure 4-42a: Band 5 High Channel Mask, 1.4MHz BW, RB=6



	EMC Test Report for the BlackBerry® smartphone Model RHR191LW (SQW100-4) <b>APPENDIX 4A</b>	
<b>Test Report No.:</b> RTS-6067-1505-13	<b>Dates of Test:</b> March 31 to May 11, and June 18, 2015	<b>FCC ID:</b> L6ARHR190LW <b>IC:</b> 2503A-RHR190LW

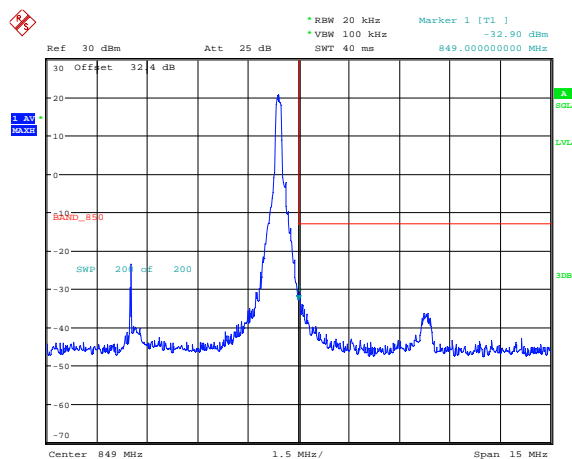
## LTE Band 5 Conducted RF Emission Test Data cont'd

**Figure 4-43d: Band 5 Low Channel Mask, 10MHz BW, RB=1**




Date: 31.MAR.2015 17:12:41

**Figure 4-44a: Band 5 High Channel Mask, 10MHz BW, RB=1**

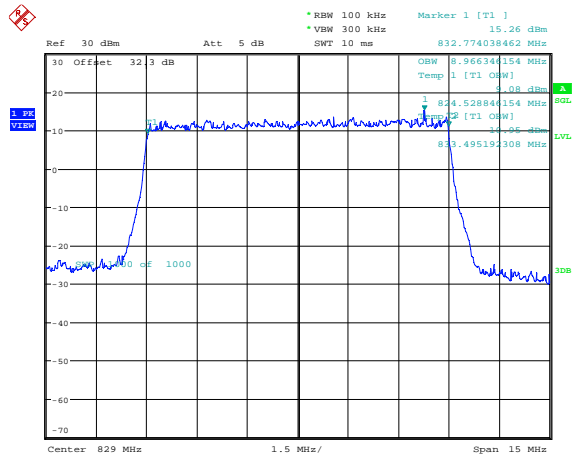


Date: 31.MAR.2015 17:13:10

	EMC Test Report for the BlackBerry® smartphone Model RHR191LW (SQW100-4) <b>APPENDIX 4A</b>	
<b>Test Report No.:</b> RTS-6067-1505-13	<b>Dates of Test:</b> March 31 to May 11, and June 18, 2015	<b>FCC ID:</b> L6ARHR190LW <b>IC:</b> 2503A-RHR190LW

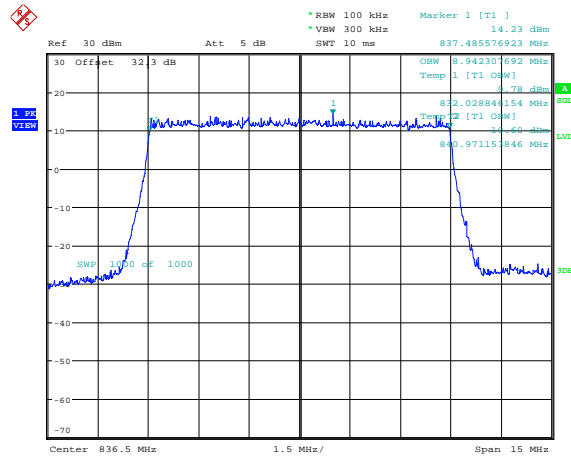
## LTE Band 5 Conducted RF Emission Test Data cont'd

**Figure 3-45a: Occupied Bandwidth, Band 5 Low Channel, 10MHz BW (RB= 50) 16-QAM**



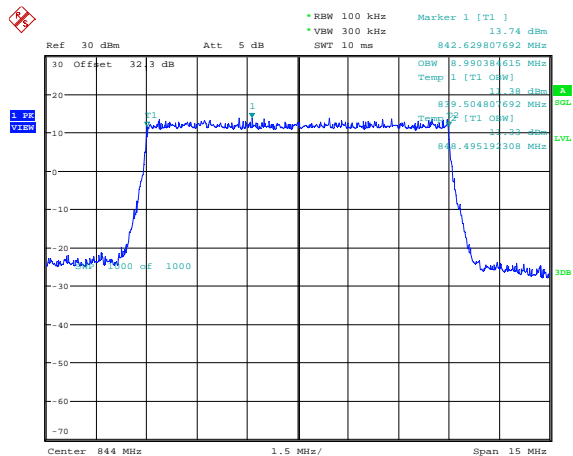
Date: 31.MAR.2015 16:05:44

**Figure 3-46a: Occupied Bandwidth, Band 5 Mid Channel, 20MHz BW (RB= 50) 16-QAM**



Date: 31.MAR.2015 16:06:59

**Figure 3-47a: Occupied Bandwidth, Band 5 High Channel, 10MHz BW (RB= 50) 16-QAM**



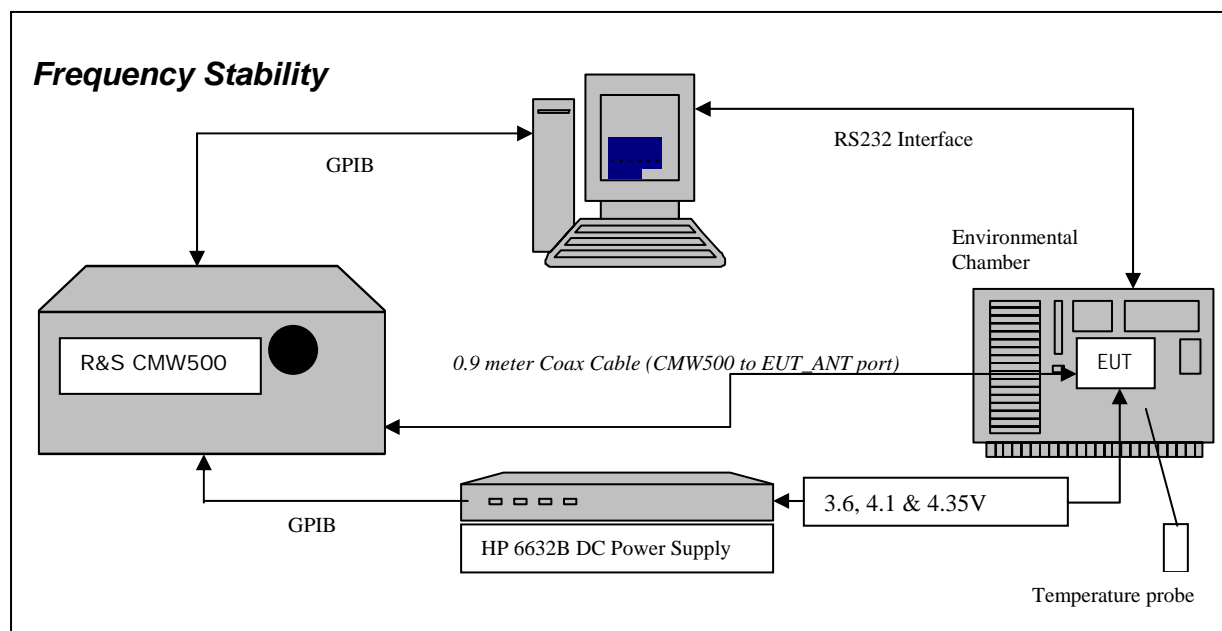
Date: 31.MAR.2015 16:08:00



## APPENDIX 4B – LTE Band 5 FREQUENCY STABILITY TEST DATA

<b>BlackBerry</b>	EMC Test Report for the BlackBerry® smartphone Model RHR191LW (SQW100-4) <b>APPENDIX 4B</b>	
Test Report No.: RTS-6067-1505-13	Dates of Test: March 31 to May 11, and June 18, 2015	FCC ID: L6ARHR190LW IC: 2503A-RHR190LW

### LTE Band 5 Frequency Stability Test Data



The following measurements were performed by Sijia Li.

CFR 47 Chapter 1 - Federal Communications Commission Rules

Part 2 Required Measurements

**2.1055** Frequency Stability - Procedures

(a,b) Frequency Stability - Temperature Variation


(d) Frequency Stability - Voltage Variation

**24.236** *Frequency Stability.*

*The frequency stability shall be sufficient to ensure that the fundamental emission stays within the authorized frequency block.*

*The EUT meets the requirements as stated in CFR 47 chapter 1, Section 27.54, CFR 47 and RSS-139, 6.3 Frequency Stability.*

Frequency Stability measurement devices were configured as presented in the block diagram recording frequency, power, data, temperatures, and stepped voltages controlled via a GPIB interface linked to the Environmental chamber, a DC power supply, and the Communications Test Set. A 0.9-metre coax cable was calibrated to characterize the insertion loss for the transmitted frequencies between the RF input/output of the CMW 500 and the EUT antenna port.

	EMC Test Report for the BlackBerry® smartphone Model RHR191LW (SQW100-4) <b>APPENDIX 4B</b>	
Test Report No.: RTS-6067-1505-13	Dates of Test: March 31 to May 11, and June 18, 2015	FCC ID: L6ARHR190LW IC: 2503A-RHR190LW

## Test Setup:

The EUT was placed in the Temperature chamber and connected to CMW 500 outside as shown in the figure above. Dry air was pumped inside the temperature chamber to maintain a backpressure during the test. The EUT was kept in the off condition at all times except when the following measurements were to be made.

---


The chamber was switched on and the temperature was set to -30°C. After the chamber stabilized at -30 °C there was a soak period of one hour to alleviate moisture in the chamber, the EUT voltage was enabled. The system software recorded the frequency, power, and associated measurements.

A Computer system controlled the automated software. This application was given the command of activating all machines intrinsic to the temperature and voltage tests controlling the CMW 500 via the GPIB Bus. The Environmental Chamber was instructed through an RS-232 serial line. The EUT dialogue was passed through a serial connection.

The EUT repetitively transmitted 100 bursts for each set of programmed parameters recording temperature, voltage settings, and systematically selected frequencies. The power supply was cycled from minimum voltage 3.6 volts, 4.1 volts and to 4.35 volts maximum voltage. The frequency error was measured at a maximum output power and recorded by the automated system test software.

The EUT output power and frequency was measured at 3.6 volts, 4.1 volts and 4.35 volts. The transmit frequency was varied in 3 steps consisting of 829.0 MHz, 836.5 MHz and 844.0 MHz each was measured under 10 MHz bandwidth with maximum (50) RBs. This frequency was recorded in MHz and deviation from nominal, in Parts Per Million.

After the initial one-hour soak at the beginning of the tests, a period of thirty minutes soak was initialized between each ascending temperature step, before proceeding to the next measurement test cycle.

	EMC Test Report for the BlackBerry® smartphone Model RHR191LW (SQW100-4) <b>APPENDIX 4B</b>	
Test Report No.: RTS-6067-1505-13	Dates of Test: March 31 to May 11, and June 18, 2015	FCC ID: L6ARHR190LW IC: 2503A-RHR190LW


Procedure:

The test system software for commencing the Frequency Stability Tests carried through the following cycle.

15. Switch on the HP 6632B power supply; CMW 500 Communications test Set, and Environmental Chamber.
16. Start test program
17. Set the Temperature to –30°C and maintain a period of one- hour soak time, with the EUT supply voltage disabled.
18. Set power supply voltage to 3.6 volts.
19. Set up CMW 500 Radio Communication Tester.
20. Command the CMW 500 to switch to the low channel.
21. Enable the voltage to the EUT, and connect a link to the CMW 500 test set.
22. EUT is commanded to Transmit 100 Bursts.
23. Software logs the following data from the CMW 500, power supply and temperature chamber: Traffic Channel Number, Traffic Channel Frequency, Power Level, Chamber Temperature, Supply Voltage, Power and Frequency Error.
24. The CMW 500 commands the EUT to change frequency to the middle channel and high channel and repeats steps 7 to 9.
25. Repeat steps 5 to 10 changing the supply voltage to 4.1 Volts
26. Increase temperature by 10°C and soak for 1/2 hour.
27. Repeat steps 4 - 12 for temperatures –30°C to 60°C.
28. Repeat steps 5 to 10 changing the supply voltage to 4.35 volts

Procedure 5 to 10 was repeated at room temperature (20°C) with the power supply voltage set to 3.6, 4.1 and 4.35 volts

The maximum frequency error in the LTE Band 5 measured was **-0.0232 PPM**.


	EMC Test Report for the BlackBerry® smartphone Model RHR191LW (SQW100-4) <b>APPENDIX 4B</b>	
<b>Test Report No.:</b> RTS-6067-1505-13	<b>Dates of Test:</b> March 31 to May 11, and June 18, 2015	<b>FCC ID:</b> L6ARHR190LW <b>IC:</b> 2503A-RHR190LW

LTE Band 5 results: channels 20400, 20525 and 20649 @ 20°C maximum transmitted power

Traffic Channel Number	LTE Frequency (MHz)	Voltage (Volts)	Temperature (Celsius)	Frequency Error (Hz)	PPM
20450	829.0	3.6	20	-4.36	-0.0053
20525	836.5	3.6	20	-3.60	-0.0043
20600	844.0	3.6	20	4.09	0.0048


Traffic Channel Number	LTE Frequency (MHz)	Voltage (Volts)	Temperature (Celsius)	Frequency Error (Hz)	PPM
20450	829.0	4.1	20	-4.43	-0.0053
20525	836.5	4.1	20	-3.56	-0.0043
20600	844.0	4.1	20	4.09	0.0048

Traffic Channel Number	LTE Frequency (MHz)	Voltage (Volts)	Temperature (Celsius)	Frequency Error (Hz)	PPM
20450	829.0	4.35	20	-13.88	-0.0167
20525	836.5	4.35	20	-3.25	-0.0039
20600	844.0	4.35	20	-7.75	-0.0092

	EMC Test Report for the BlackBerry® smartphone Model RHR191LW (SQW100-4) <b>APPENDIX 4B</b>	
Test Report No.: RTS-6067-1505-13	Dates of Test: March 31 to May 11, and June 18, 2015	FCC ID: L6ARHR190LW IC: 2503A-RHR190LW


**LTE band 5 Results: channel 20400 @ maximum transmitted power**

Traffic Channel Number	Frequency (MHz)	Voltage (Volts)	Temperature (Celsius)	Frequency Error (Hz)	PPM
20450	829.0	3.6	-30	-5.61	-0.0068
20450	829.0	3.6	-20	-3.75	-0.0045
20450	829.0	3.6	-10	-3.20	-0.0039
20450	829.0	3.6	0	-4.85	-0.0059
20450	829.0	3.6	10	-5.09	-0.0061
20450	829.0	3.6	20	-4.36	-0.0053
20450	829.0	3.6	30	-4.18	-0.0050
20450	829.0	3.6	40	-4.09	-0.0049
20450	829.0	3.6	50	-3.76	-0.0045
Traffic Channel Number	Frequency (MHz)	Voltage (Volts)	Temperature (Celsius)	Frequency Error (Hz)	PPM
20450	829.0	4.1	-30	5.66	0.0068
20450	829.0	4.1	-20	4.23	0.0051
20450	829.0	4.1	-10	4.16	0.0050
20450	829.0	4.1	0	-4.11	-0.0050
20450	829.0	4.1	10	-4.52	-0.0055
20450	829.0	4.1	20	-4.43	-0.0053
20450	829.0	4.1	30	-4.73	-0.0057
20450	829.0	4.1	40	-4.33	-0.0052
20450	829.0	4.1	50	-5.83	-0.0070
Traffic Channel Number	Frequency (MHz)	Voltage (Volts)	Temperature (Celsius)	Frequency Error (Hz)	PPM
20450	829.0	4.35	-30	-4.18	-0.0050
20450	829.0	4.35	-20	8.97	0.0108
20450	829.0	4.35	-10	3.73	0.0045
20450	829.0	4.35	0	-18.98	-0.0229
20450	829.0	4.35	10	3.55	0.0043
20450	829.0	4.35	20	-13.88	-0.0167
20450	829.0	4.35	30	-4.85	-0.0059
20450	829.0	4.35	40	-19.25	<b>-0.0232</b>
20450	829.0	4.35	50	-3.79	-0.0046

	EMC Test Report for the BlackBerry® smartphone Model RHR191LW (SQW100-4) <b>APPENDIX 4B</b>	
Test Report No.: RTS-6067-1505-13	Dates of Test: March 31 to May 11, and June 18, 2015	FCC ID: L6ARHR190LW IC: 2503A-RHR190LW

**LTE band 5 Results: channel 20525 @ maximum transmitted power**

Traffic Channel Number	Frequency (MHz)	Voltage (Volts)	Temperature (Celsius)	Frequency Error (Hz)	PPM
20525	836.5	3.6	-30	-3.45	-0.0041
20525	836.5	3.6	-20	-3.36	-0.0040
20525	836.5	3.6	-10	-4.26	-0.0051
20525	836.5	3.6	0	-3.52	-0.0042
20525	836.5	3.6	10	-4.89	-0.0058
20525	836.5	3.6	20	-3.60	-0.0043
20525	836.5	3.6	30	-6.15	-0.0074
20525	836.5	3.6	40	-4.94	-0.0059
20525	836.5	3.6	50	-6.52	-0.0078
Traffic Channel Number	Frequency (MHz)	Voltage (Volts)	Temperature (Celsius)	Frequency Error (Hz)	PPM
20525	836.5	4.1	-30	-2.83	-0.0034
20525	836.5	4.1	-20	-6.58	-0.0079
20525	836.5	4.1	-10	-3.92	-0.0047
20525	836.5	4.1	0	-3.66	-0.0044
20525	836.5	4.1	10	-3.58	-0.0043
20525	836.5	4.1	20	-3.56	-0.0043
20525	836.5	4.1	30	-5.55	-0.0066
20525	836.5	4.1	40	-5.36	-0.0064
20525	836.5	4.1	50	-4.41	-0.0053
Traffic Channel Number	Frequency (MHz)	Voltage (Volts)	Temperature (Celsius)	Frequency Error (Hz)	PPM
20525	836.5	4.35	-30	-3.38	-0.0040
20525	836.5	4.35	-20	-4.05	-0.0048
20525	836.5	4.35	-10	-3.45	-0.0041
20525	836.5	4.35	0	-4.32	-0.0052
20525	836.5	4.35	10	17.75	0.0212
20525	836.5	4.35	20	-3.25	-0.0039
20525	836.5	4.35	30	-5.35	-0.0064
20525	836.5	4.35	40	-4.32	-0.0052
20525	836.5	4.35	50	-5.46	-0.0065


	EMC Test Report for the BlackBerry® smartphone Model RHR191LW (SQW100-4) <b>APPENDIX 4B</b>	
Test Report No.: RTS-6067-1505-13	Dates of Test: March 31 to May 11, and June 18, 2015	FCC ID: L6ARHR190LW IC: 2503A-RHR190LW

**LTE band 5 Results: channel 20649 @ maximum transmitted power**

Traffic Channel Number	Frequency (MHz)	Voltage (Volts)	Temperature (Celsius)	Frequency Error (Hz)	PPM
20600	844.0	3.6	-30	-3.71	-0.0044
20600	844.0	3.6	-20	3.45	0.0041
20600	844.0	3.6	-10	-7.34	-0.0087
20600	844.0	3.6	0	4.35	0.0052
20600	844.0	3.6	10	-4.29	-0.0051
20600	844.0	3.6	20	4.09	0.0048
20600	844.0	3.6	30	-4.56	-0.0054
20600	844.0	3.6	40	-4.84	-0.0057
20600	844.0	3.6	50	2.95	0.0035
Traffic Channel Number	Frequency (MHz)	Voltage (Volts)	Temperature (Celsius)	Frequency Error (Hz)	PPM
20600	844.0	4.1	-30	3.62	0.0043
20600	844.0	4.1	-20	2.95	0.0035
20600	844.0	4.1	-10	3.46	0.0041
20600	844.0	4.1	0	4.19	0.0050
20600	844.0	4.1	10	4.66	0.0055
20600	844.0	4.1	20	4.09	0.0048
20600	844.0	4.1	30	-5.11	-0.0061
20600	844.0	4.1	40	-4.23	-0.0050
20600	844.0	4.1	50	-4.95	-0.0059
Traffic Channel Number	Frequency (MHz)	Voltage (Volts)	Temperature (Celsius)	Frequency Error (Hz)	PPM
20600	844.0	4.35	-30	5.05	0.0060
20600	844.0	4.35	-20	3.29	0.0039
20600	844.0	4.35	-10	-3.28	-0.0039
20600	844.0	4.35	0	-3.53	-0.0042
20600	844.0	4.35	10	-3.99	-0.0047
20600	844.0	4.35	20	-7.75	-0.0092
20600	844.0	4.35	30	-4.22	-0.0050
20600	844.0	4.35	40	-3.92	-0.0046
20600	844.0	4.35	50	-3.79	-0.0045



## APPENDIX 4C – LTE Band 5 RADIATED EMISSIONS TEST DATA

	EMC Test Report for the BlackBerry® smartphone Model RHR191LW (SQW100-4) <b>APPENDIX 4C</b>		
<b>Test Report No.:</b> RTS-6067-1505-13	<b>Dates of Test:</b> March 31 to May 11, and June 18, 2015	<b>FCC ID:</b> L6ARHR190LW <b>IC:</b> 2503A-RHR190LW	

### Radiated Power Test Data Results

The following measurements were performed by Shiva Kumbham.

Date of Test: April 15 and June 18, 2015

The environmental tests conditions were: Temperature: 25.0 – 27.3 °C  
Relative Humidity: 29.5 – 43.0 %

The BlackBerry® smartphone was standalone horizontal down and LCD Screen pointing to the RX antenna when the turntable is at 0 degree position.

Measurements were performed with QPSK and 16QAM modulations.

Test Distance was 3.0 meters with the RX antenna height scans between 1-4 meters height.

#### LTE band 5, 3MHz BW, RB=1, QPSK modulation

								Substitution Method					
EUT				Rx Antenna		Spectrum Analyzer		Tracking Generator					
Type	Ch	Frequency (MHz)	Band	Type	Pol.	Reading (dBm)	Max (V,H) (dBm)	Pol. Tx-Rx	Reading (dBm)	Corrected Reading		Limit (dBm)	Diff to Limit (dBm)
F0	20415	825.50	5	Horn	V	-40.88	-31.12	V-V	2.88	20.87	0.12	38.50	17.63
F0	20415	825.50	5	Horn	H	-31.12		H-H	3.06				
F0	20525	836.50	5	Horn	V	-42.17	-30.81	V-V	4.39	22.08	0.16	38.50	16.42
F0	20525	836.50	5	Horn	H	-30.81		H-H	2.84				
F0	20634	847.40	5	Horn	V	-43.71	-31.25	V-V	5.63	23.38	0.22	38.50	15.12
F0	20634	847.40	5	Horn	H	-31.25		H-H	2.23				


#### LTE band 5, 3MHz BW, RB=1, 16-QAM modulation

								Substitution Method					
EUT				Rx Antenna		Spectrum Analyzer		Tracking Generator					
Type	Ch	Frequency (MHz)	Band	Type	Pol.	Reading (dBm)	Max (V,H) (dBm)	Pol. Tx-Rx	Reading (dBm)	Corrected Reading		Limit (dBm)	Diff to Limit (dBm)
F0	20415	825.50	5	Horn	V	-41.77	-31.94	V-V	2.05	20.00	0.10	38.50	18.50
F0	20415	825.50	5	Horn	H	-31.94		H-H	2.19				
F0	20525	836.50	5	Horn	V	-43.14	-31.47	V-V	3.77	21.46	0.14	38.50	17.04
F0	20525	836.50	5	Horn	H	-31.47		H-H	2.20				
F0	20634	847.40	5	Horn	V	-44.43	-32.17	V-V	4.72	22.47	0.18	38.50	16.03
F0	20634	847.40	5	Horn	H	-32.17		H-H	1.32				

This report shall **NOT** be reproduced except in full without the written consent of BlackBerry RTS - A division of BlackBerry Limited.

Copyright 2005-2015

Page 170 of 249

	EMC Test Report for the BlackBerry® smartphone Model RHR191LW (SQW100-4) <b>APPENDIX 4C</b>	
<b>Test Report No.:</b> RTS-6067-1505-13	<b>Dates of Test:</b> March 31 to May 11, and June 18, 2015	<b>FCC ID:</b> L6ARHR190LW <b>IC:</b> 2503A-RHR190LW

**LTE band 5, 10MHz BW, RB=1, QPSK modulation**

								Substitution Method					
EUT				Rx Antenna		Spectrum Analyzer		Tracking Generator					
Type	Ch	Frequency	Band	Type	Pol.	Reading	Max (V,H)	Pol.	Reading	Corrected Reading (relative to Dipole)		Limit	Diff to Limit
		(MHz)				(dBuV)	(dBuV)			(dBm)	(W)		
F0	20500	834.00	5	Dipole	V	-41.21	-30.48	V-V	3.21	21.02	0.13	38.50	17.48
F0	20500	834.00	5	Dipole	H	-30.48		H-H	3.17				
F0	20525	836.50	5	Dipole	V	-41.76	-30.63	V-V	3.20	21.44	0.14	38.50	17.06
F0	20525	836.50	5	Dipole	H	-30.63		H-H	3.75				
F0	20549	838.90	5	Dipole	V	-42.64	-31.67	V-V	5.40	<b>23.15</b>	0.21	38.50	15.35
F0	20549	838.90	5	Dipole	H	-31.67		H-H	2.55				

**LTE band 5, 10MHz BW, RB=1, 16-QAM modulation**

								Substitution Method					
EUT				Rx Antenna		Spectrum Analyzer		Tracking Generator					
Type	Ch	Frequency	Band	Type	Pol.	Reading	Max (V,H)	Pol.	Reading	Corrected Reading (relative to Dipole)		Limit	Diff to Limit
		(MHz)				(dBuV)	(dBuV)			(dBm)	(W)		
F0	20500	834.00	5	Dipole	V	-41.78	-31.25	V-V	2.39	20.20	0.10	38.50	18.30
F0	20500	834.00	5	Dipole	H	-31.25		H-H	2.39				
F0	20525	836.50	5	Dipole	V	-42.74	-31.72	V-V	3.16	20.85	0.12	38.50	17.65
F0	20525	836.50	5	Dipole	H	-31.72		H-H	2.64				
F0	20549	838.90	5	Dipole	V	-43.69	-32.56	V-V	4.46	<b>22.21</b>	0.17	38.50	16.29
F0	20549	838.90	5	Dipole	H	-32.56		H-H	1.62				



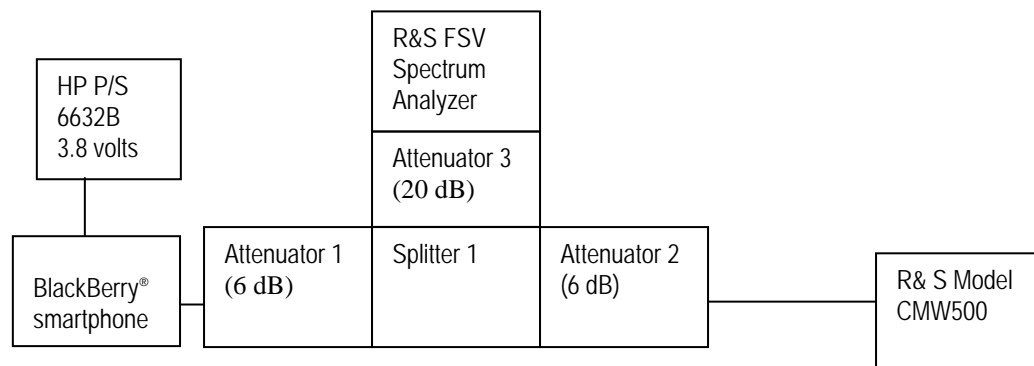
## APPENDIX 5A– LTE Band 4 CONDUCTED RF EMISSIONS TEST DATA/PLOTS

<b>BlackBerry.</b>	EMC Test Report for the BlackBerry® smartphone Model RHR191LW (SQW100-4) <b>APPENDIX 5A</b>	
<b>Test Report No.:</b> RTS-6067-1505-13	<b>Dates of Test:</b> March 31 to May 11, and June 18, 2015	<b>FCC ID:</b> L6ARHR190LW <b>IC:</b> 2503A-RHR190LW

### LTE Band 4 Conducted RF Emission Test Data

This appendix contains measurement data pertaining to conducted spurious emissions, 99% power bandwidth and the channel mask.

#### Test Setup Diagram



A reference offset of 31.4 dB was applied to the spectrum analyzer reference level for the attenuators and coaxial cable loss in the test circuit.

<u>UNIT</u>	<u>MANUFACTURER</u>	<u>MODEL</u>	<u>SERIAL NUMBER</u>
Attenuator 1	Mini-Circuits	BW-S6W2+	0647
Attenuator 2	Mini-Circuits	BW-S6W2+	0648
Attenuator 3	Mini-Circuits	BW-S20-2W263+	1234
Splitter 1	Weinschel	1515	MES 92

Date of Test: April 25, 2015

The environmental test conditions were: Temperature: 23.2°C  
Relative Humidity: 40.5 %

The following measurements were performed by Sijia Li.

	EMC Test Report for the BlackBerry® smartphone Model RHR191LW (SQW100-4) <b>APPENDIX 5A</b>	
Test Report No.: RTS-6067-1505-13	Dates of Test: March 31 to May 11, and June 18, 2015	FCC ID: L6ARHR190LW IC: 2503A-RHR190LW

## LTE Band 4 Conducted RF Emission Test Data cont'd

### Emission Designator Table

Frequency Range (MHz)	Conducted Output Power (dBm)	Emission Designator	Band	Bandwidth (MHz)	Modulation
1710.7-1754.3	21.80	1M08G7D	LTE B4	1.4	QPSK
1710.7-1754.3	20.50	1M08D7W	LTE B4	1.4	16QAM
1711.5-1753.5	21.70	2M69G7D	LTE B4	3	QPSK
1711.5-1753.5	21.30	2M69D7W	LTE B4	3	16QAM
1712.5-1752.5	21.90	4M48G7D	LTE B4	5	QPSK
1712.5-1752.5	21.40	4M47D7W	LTE B4	5	16QAM
1715-1750	21.70	8M95G7D	LTE B4	10	QPSK
1715-1750	21.30	8M95D7W	LTE B4	10	16QAM
1717.5-1747.5	21.70	13M4G7D	LTE B4	15	QPSK
1717.5-1747.5	21.40	13M4D7W	LTE B4	15	16QAM
1720-1745	21.90	17M9G7D	LTE B4	20	QPSK
1720-1745	21.50	17M9D7W	LTE B4	20	16QAM

**The conducted spurious emissions** – As per 47 CFR 2.1051, CFR 27.53, RSS-139, 6.5 were measured from 30 MHz to 20 GHz.

### **–26 dBc Bandwidth and Occupied Bandwidth (99%)**


The modulation spectrum was measured by both methods of 99% power bandwidth and –26 dBc bandwidth For each 1.4MHz, 3MHz, 5MHz, 10MHz, 15MHz and 20MHz with Resource Block allocations 100,75,50,25,6 and 3 for LTE band 4,.

QPSK and 16-QAM modulations were applied to each of the bandwidths. Only the worst case measurements are documented in this report.

The resolution bandwidth required for out-of-band emissions in the 1 MHz bands immediately outside and adjacent to the frequency block, was determined to be at least 1% of the emission bandwidth.

The worst case –26dBc bandwidth for LTE band 4 was measured to be 18.58 MHz. Results were derived in a 200 kHz resolution bandwidth.

On any frequency outside the frequency block and outside the adjacent 1 MHz bands, a resolution bandwidth of at least 1 MHz was applied.

	EMC Test Report for the BlackBerry® smartphone Model RHR191LW (SQW100-4) <b>APPENDIX 5A</b>	
Test Report No.: RTS-6067-1505-13	Dates of Test: March 31 to May 11, and June 18, 2015	FCC ID: L6ARHR190LW IC: 2503A-RHR190LW

### **Test Data for LTE Band 4 selected Frequencies in 20MHz BW (RB = 100)**

LTE Band 4 Frequency (MHz)	26dBc Occupied Bandwidth (MHz)	99% Occupied Bandwidth (MHz)	
	QPSK	QPSK	16-QAM
1720.0	18.52	17.88	17.84
1732.5	18.58	17.88	17.84
1745.0	18.58	17.88	17.88

#### **Peak to Average Ratio (PAR)**

For each 1.4MHz, 3MHz, 5MHz, 10MHz, 15MHz and 20MHz with different number of RBs as per scalable bandwidths for LTE band 4, the peak to average ratio was measured on the low, middle and high channels with QPSK modulation.

On any frequency outside the frequency block and outside the adjacent 1 MHz bands, a resolution bandwidth of at least 1 MHz was applied.

The worst case measured was 11.32 dB in 10MHz bandwidth with 50 RBs.

#### **Measurement Plots for LTE Band 4**


See Figures 5-1a to 5-18a for the plots of the conducted spurious emissions.

See Figures 5-19a to 5-34a and 5-51a to 5-53a for the plots of 99% Occupied Bandwidth and -26 dBc Bandwidth.

See Figures 5-35a to 5-44a for the plots of the Channel mask.

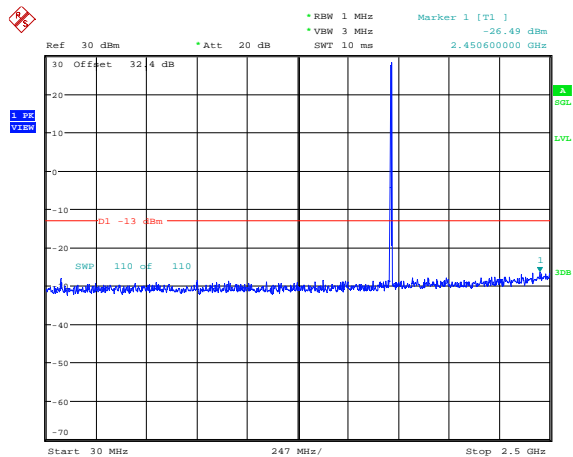
See Figures 5-45a to 5-50a for the plots of the Peak to Average Ratios.



	EMC Test Report for the BlackBerry® smartphone Model RHR191LW (SQW100-4) <b>APPENDIX 5A</b>	
<b>Test Report No.:</b> RTS-6067-1505-13	<b>Dates of Test:</b> March 31 to May 11, and June 18, 2015	<b>FCC ID:</b> L6ARHR190LW <b>IC:</b> 2503A-RHR190LW

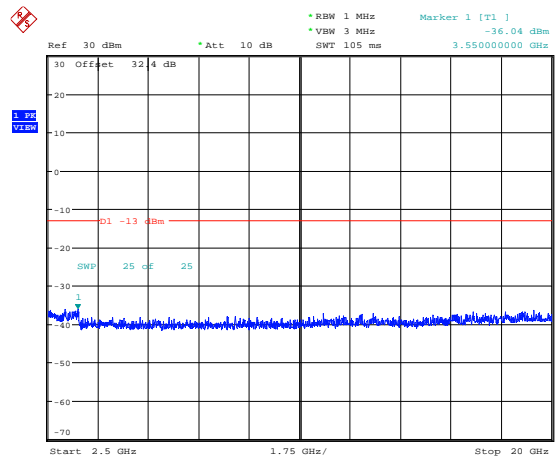
## LTE Band 4 Conducted RF Emission Test Data cont'd

**Figure 5-1a: Band 4, Spurious Conducted Emissions, Low channel, 20MHz BW (RB= 1)**



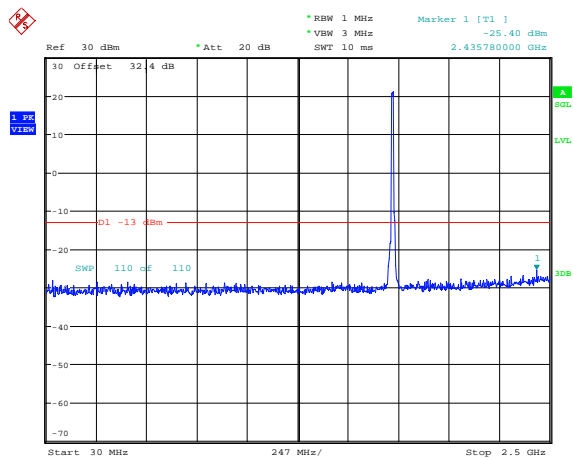
Date: 25.APR.2015 15:48:22

**Figure 5-2a: Band 4, Spurious Conducted Emissions, Low channel, 20MHz BW (RB= 1)**



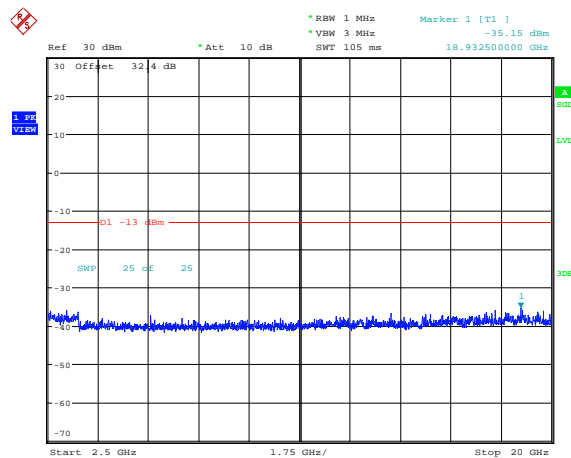
Date: 25.APR.2015 15:48:30

**Figure 5-3a: Band 4, Spurious Conducted Emissions, Middle channel, 20MHz BW (RB= 50)**




Date: 25.APR.2015 15:48:44

**Figure 5-4a: Band 4, Spurious Conducted Emissions, Middle channel, 20MHz BW (RB= 50)**

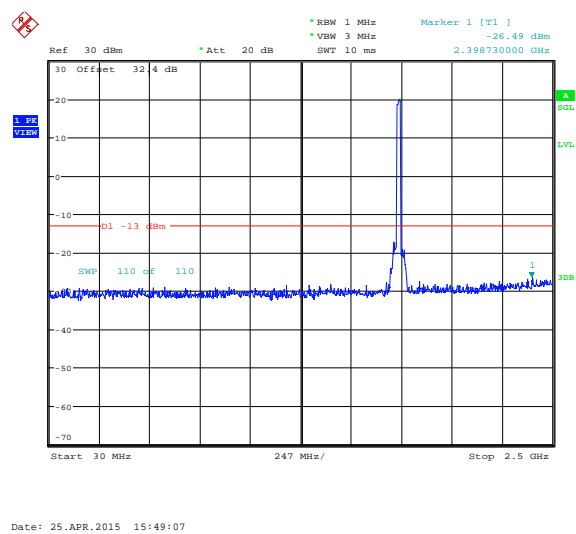


Date: 25.APR.2015 15:48:51

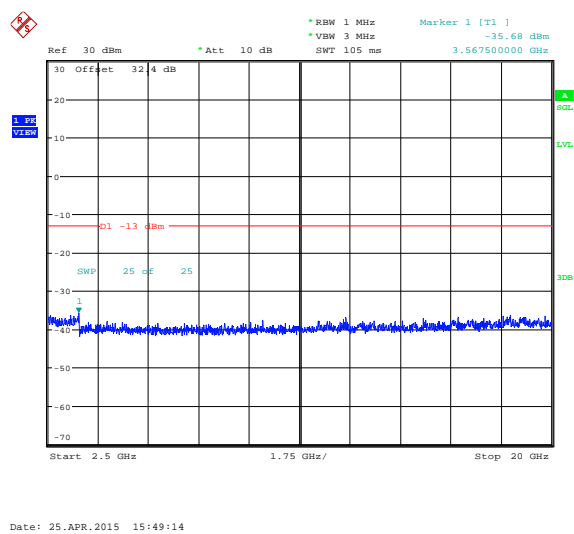
	EMC Test Report for the BlackBerry® smartphone Model RHR191LW (SQW100-4) <b>APPENDIX 5A</b>	
<b>Test Report No.:</b> RTS-6067-1505-13	<b>Dates of Test:</b> March 31 to May 11, and June 18, 2015	<b>FCC ID:</b> L6ARHR190LW <b>IC:</b> 2503A-RHR190LW

### LTE Band 4 Conducted RF Emission Test Data cont'd

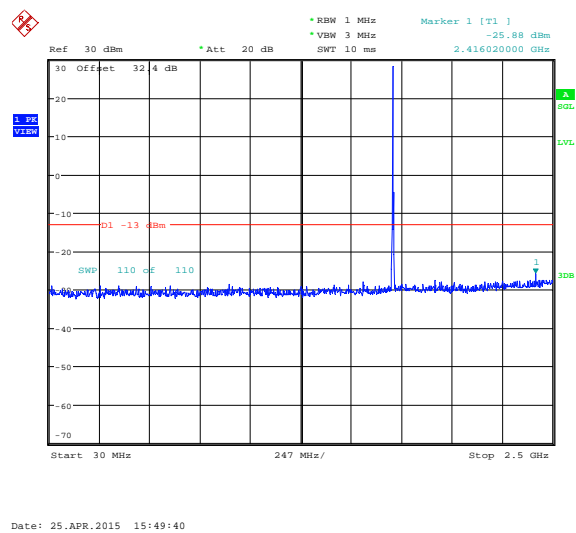
**Figure 5-5a: Band 4, Spurious Conducted Emissions, High Channel, 20MHz BW (RB= 100)**



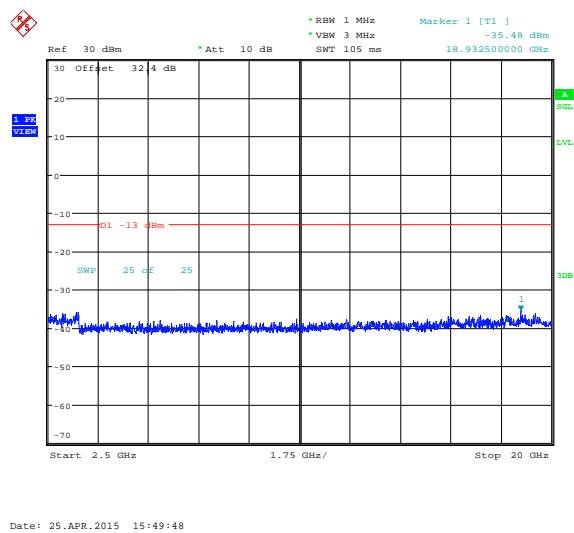
**Figure 5-6a: Band 4, Spurious Conducted Emissions, High Channel, 20MHz BW (RB= 100)**




**Figure 5-7a: Band 4, Spurious Conducted Emissions, Low channel, 10MHz BW (RB= 1)**



**Figure 5-8a: Band 4, Spurious Conducted Emissions, Low channel, 10MHz BW (RB= 1)**



	EMC Test Report for the BlackBerry® smartphone Model RHR191LW (SQW100-4) <b>APPENDIX 5A</b>	
<b>Test Report No.:</b> RTS-6067-1505-13	<b>Dates of Test:</b> March 31 to May 11, and June 18, 2015	<b>FCC ID:</b> L6ARHR190LW <b>IC:</b> 2503A-RHR190LW

LTE Band 4 Conducted RF Emission Test Data cont'd

Figure 5-9a: Band 4, Spurious Conducted Emissions, Middle Channel, 10MHz BW (RB= 25)

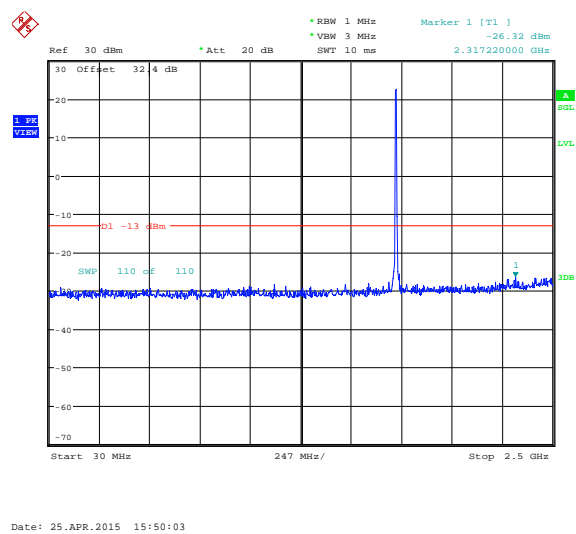


Figure 5-10a: Band 4, Spurious Conducted Emissions, Middle Channel, 10MHz BW (RB= 25)

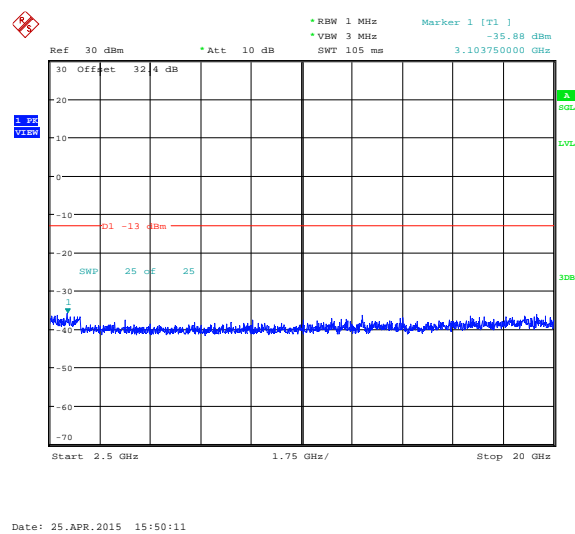


Figure 5-11a: Band 4, Spurious Conducted Emissions, High channel, 10MHz BW (RB= 50)

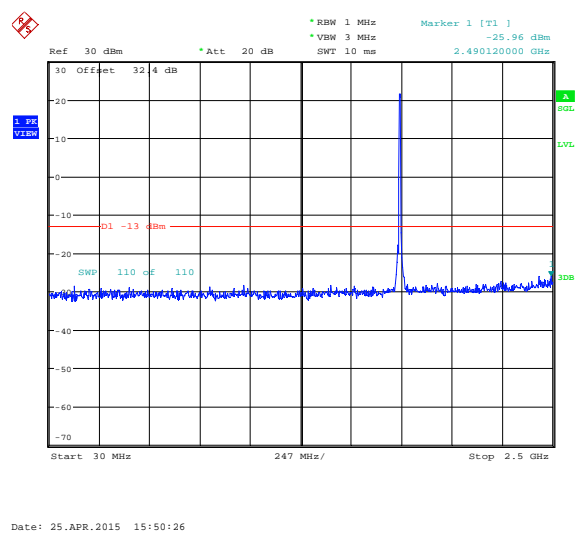
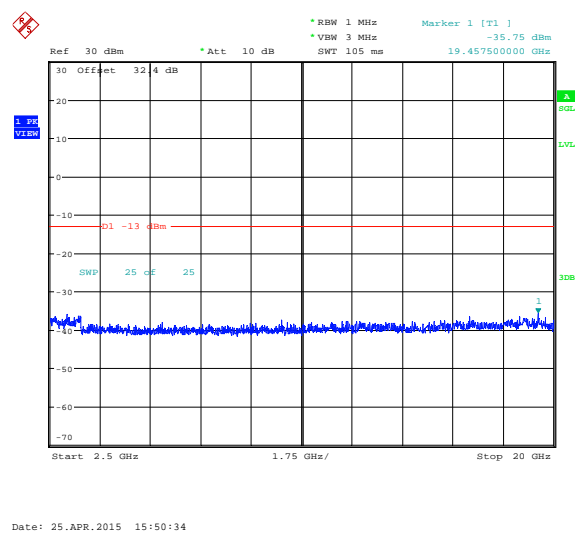



Figure 5-12a: Band 4, Spurious Conducted Emissions, High channel, 10MHz BW (RB= 50)



	EMC Test Report for the BlackBerry® smartphone Model RHR191LW (SQW100-4) <b>APPENDIX 5A</b>	
<b>Test Report No.:</b> RTS-6067-1505-13	<b>Dates of Test:</b> March 31 to May 11, and June 18, 2015	<b>FCC ID:</b> L6ARHR190LW <b>IC:</b> 2503A-RHR190LW

LTE Band 4 Conducted RF Emission Test Data cont'd

Figure 5-13a: Band 4, Spurious Conducted Emissions, Low Channel, 1.4MHz BW (RB= 1)

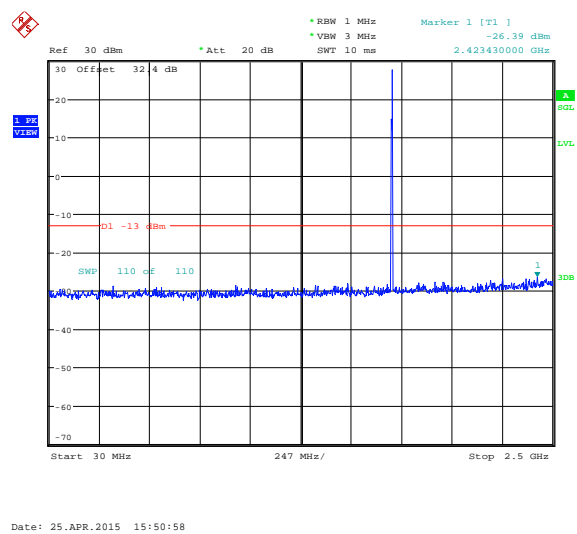


Figure 5-14a: Band 4, Spurious Conducted Emissions, Low Channel, 1.4MHz BW (RB= 1)

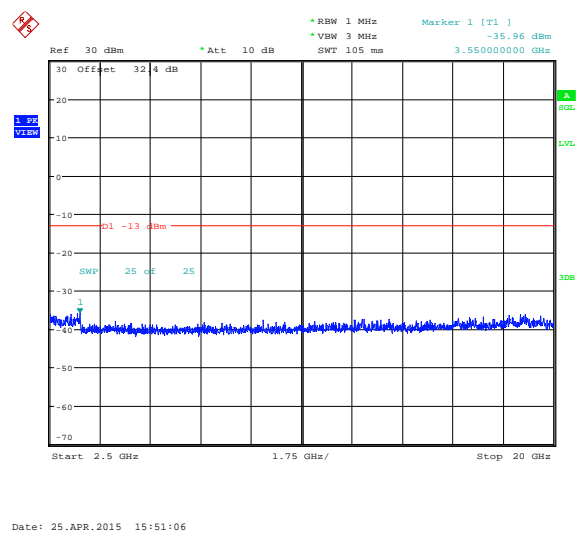


Figure 5-15a: Band 4, Spurious Conducted Emissions, Middle channel, 1.4MHz BW (RB= 3)

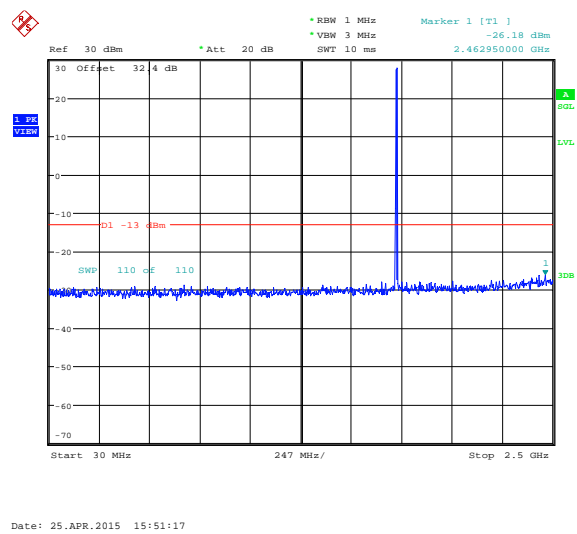
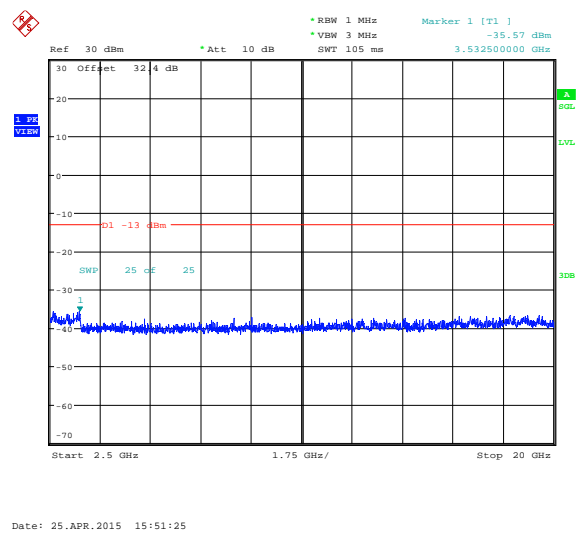



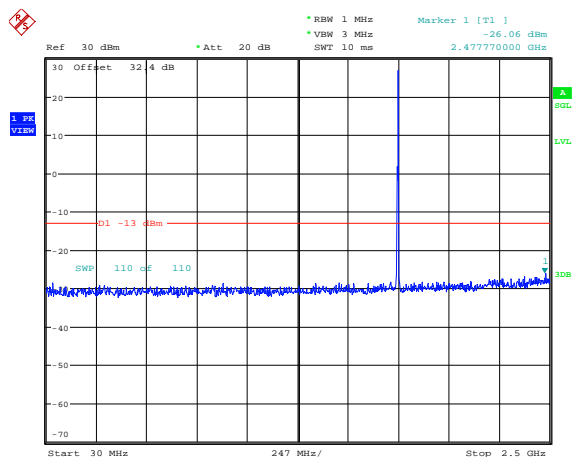
Figure 5-16a: Band 4, Spurious Conducted Emissions, Middle channel, 1.4MHz BW (RB= 3)



	EMC Test Report for the BlackBerry® smartphone Model RHR191LW (SQW100-4) <b>APPENDIX 5A</b>	
<b>Test Report No.:</b> RTS-6067-1505-13	<b>Dates of Test:</b> March 31 to May 11, and June 18, 2015	<b>FCC ID:</b> L6ARHR190LW <b>IC:</b> 2503A-RHR190LW

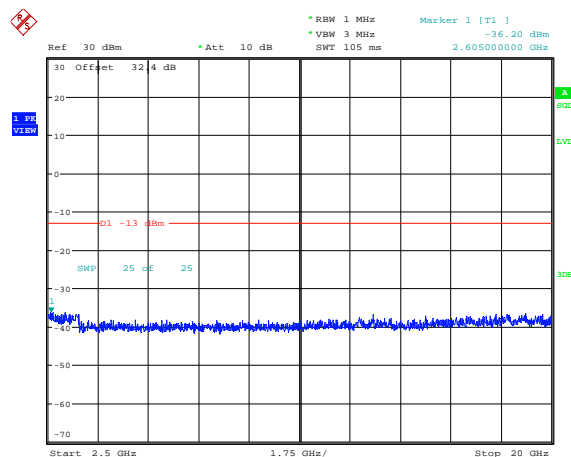
## LTE Band 4 Conducted RF Emission Test Data cont'd

**Figure 5-17a: Band 4, Spurious Conducted Emissions, High channel, 1.4MHz BW (RB= 6)**




Date: 25.APR.2015 15:51:38

**Figure 5-18a: Band 4, Spurious Conducted Emissions, High channel, 1.4MHz BW (RB= 6)**

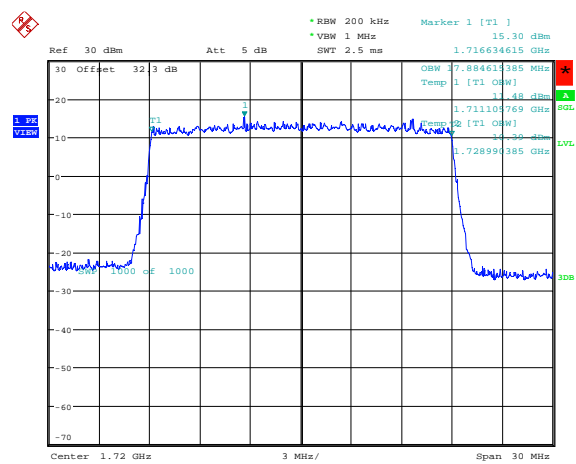


Date: 25.APR.2015 15:51:46

	EMC Test Report for the BlackBerry® smartphone Model RHR191LW (SQW100-4) <b>APPENDIX 5A</b>	
<b>Test Report No.:</b> RTS-6067-1505-13	<b>Dates of Test:</b> March 31 to May 11, and June 18, 2015	<b>FCC ID:</b> L6ARHR190LW <b>IC:</b> 2503A-RHR190LW

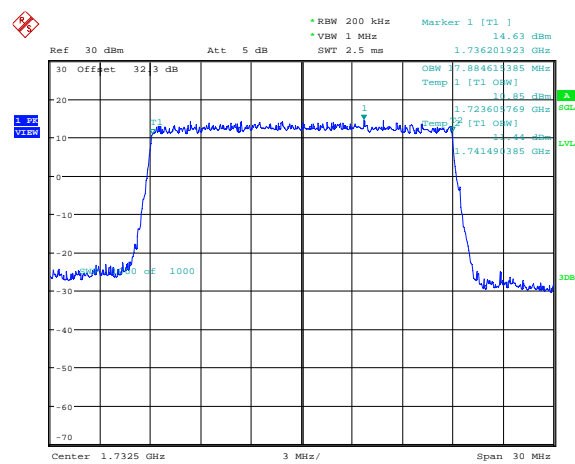
LTE Band 4 Conducted RF Emission Test Data cont'd

Figure 5-19a: Occupied Bandwidth, Band 4 Low Channel, 20MHz BW, RB=100



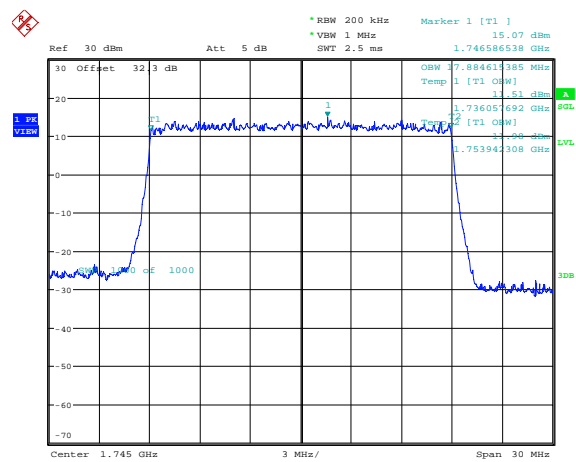
Date: 31.MAR.2015 15:12:57


Figure 5-20a: Occupied Bandwidth, Band 4 Middle Channel, 20MHz BW, RB=100



Date: 31.MAR.2015 15:13:26

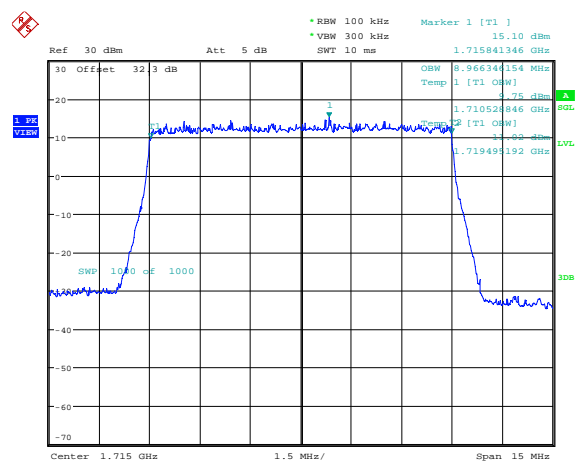
Figure 5-21a: Occupied Bandwidth, Band 4 High Channel, 20MHz BW, RB=100



	EMC Test Report for the BlackBerry® smartphone Model RHR191LW (SQW100-4) <b>APPENDIX 5A</b>	
<b>Test Report No.:</b> RTS-6067-1505-13	<b>Dates of Test:</b> March 31 to May 11, and June 18, 2015	<b>FCC ID:</b> L6ARHR190LW <b>IC:</b> 2503A-RHR190LW

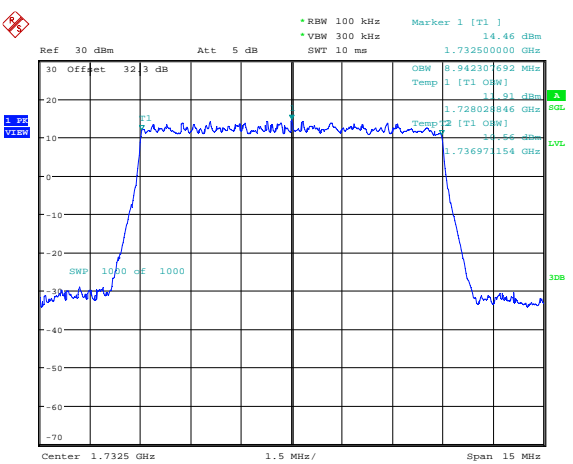
LTE Band 4 Conducted RF Emission Test Data cont'd

Figure 5-22a: Occupied Bandwidth, Band 4 Low Channel, 10MHz BW, RB=50



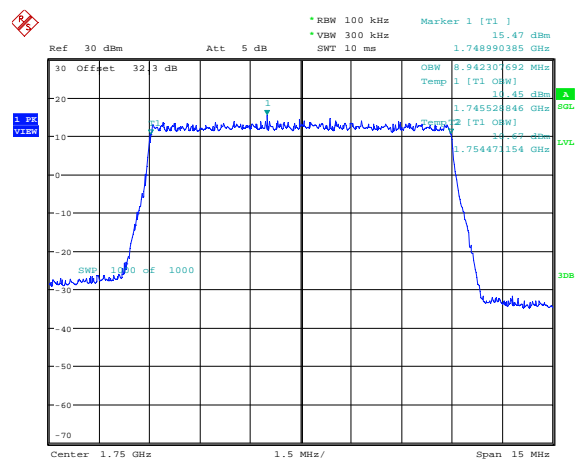
Date: 31.MAR.2015 15:21:34


Figure 5-23a: Occupied Bandwidth, Band Middle Channel, 10MHz BW, RB=50



Date: 31.MAR.2015 15:22:02

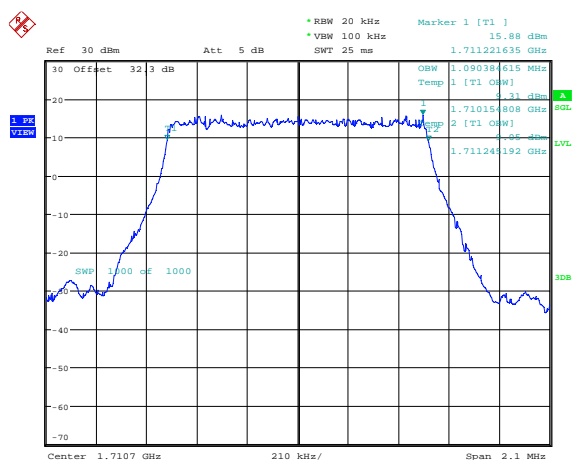
Figure 5-24a: Occupied Bandwidth, Band 4 High Channel, 10MHz BW, RB=50



	EMC Test Report for the BlackBerry® smartphone Model RHR191LW (SQW100-4) <b>APPENDIX 5A</b>	
<b>Test Report No.:</b> RTS-6067-1505-13	<b>Dates of Test:</b> March 31 to May 11, and June 18, 2015	<b>FCC ID:</b> L6ARHR190LW <b>IC:</b> 2503A-RHR190LW

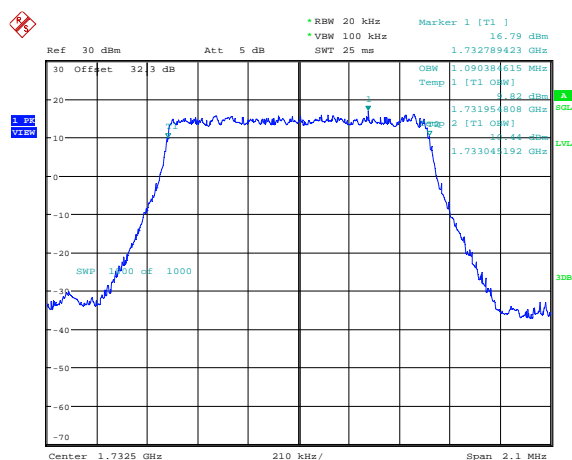
## LTE Band 4 Conducted RF Emission Test Data cont'd

**Figure 5-25a: Occupied Bandwidth, Band 4 Low Channel, 1.4MHz BW, RB=6**



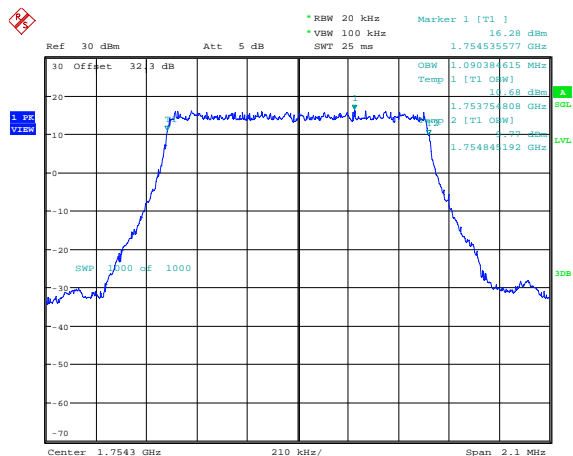
Date: 31.MAR.2015 15:32:15

**Figure 5-26a: Occupied Bandwidth, Band 4 Middle Channel, 1.4MHz BW, RB=6**




Date: 31.MAR.2015 15:32:52

**Figure 5-27a: Occupied Bandwidth, Band 4 High Channel, 1.4MHz BW, RB=6**



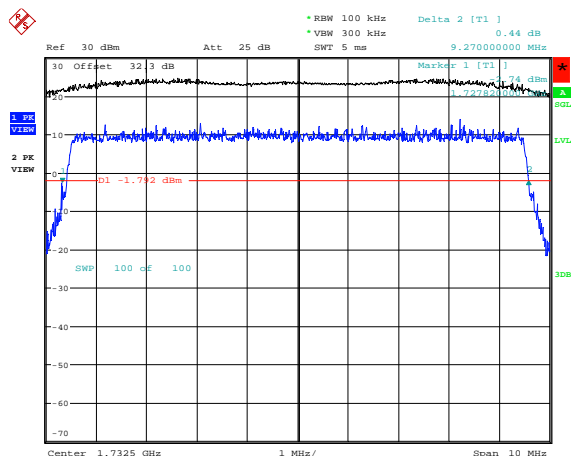




	EMC Test Report for the BlackBerry® smartphone Model RHR191LW (SQW100-4) <b>APPENDIX 5A</b>	
<b>Test Report No.:</b> RTS-6067-1505-13	<b>Dates of Test:</b> March 31 to May 11, and June 18, 2015	<b>FCC ID:</b> L6ARHR190LW <b>IC:</b> 2503A-RHR190LW

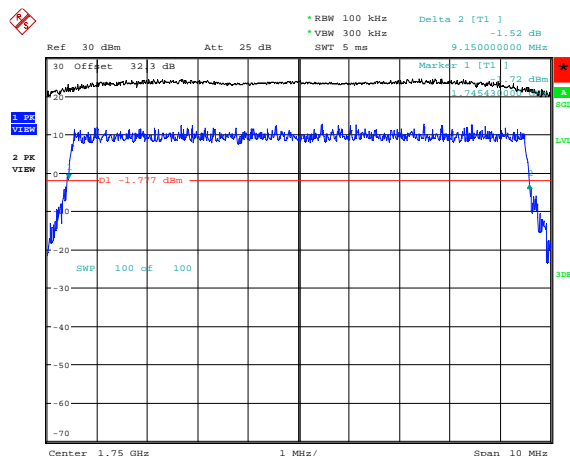
## LTE Band 4 Conducted RF Emission Test Data cont'd

**Figure 5-32a: -26 dBc Bandwidth, Band 4 Middle Channel, 10MHz BW, RB=50**



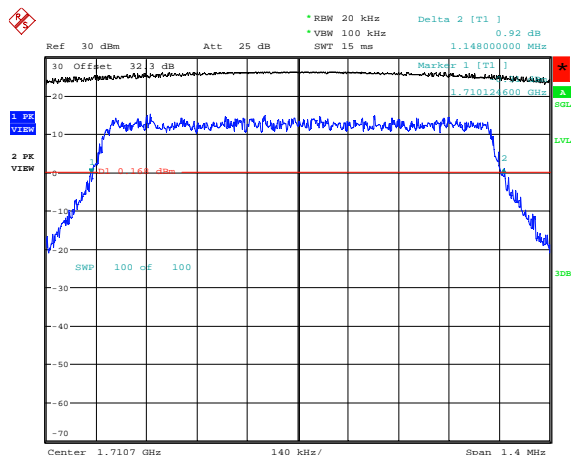
Date: 31.MAR.2015 14:38:51

**Figure 5-33a: -26 dBc Bandwidth, Band 4 High Channel, 10MHz BW, RB=50**



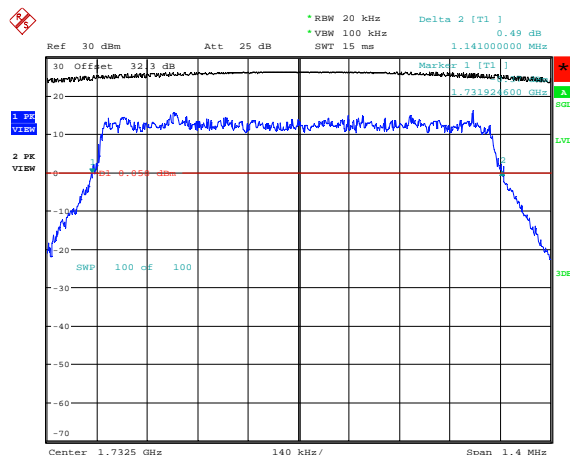
Date: 31.MAR.2015 14:39:04

**Figure 5-34a: -26 dBc Bandwidth, Band 4 Low Channel, 1.4MHz BW, RB=6**




Date: 31.MAR.2015 14:39:29

**Figure 5-35a: -26 dBc Bandwidth, Band 4 Middle Channel, 1.4MHz BW, RB=6**

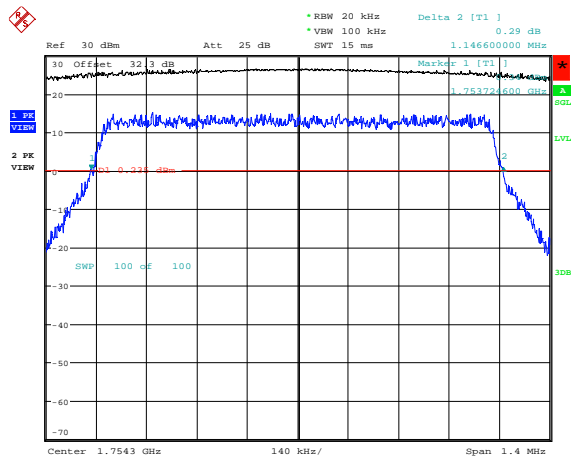


Date: 31.MAR.2015 14:39:43

	EMC Test Report for the BlackBerry® smartphone Model RHR191LW (SQW100-4) <b>APPENDIX 5A</b>	
<b>Test Report No.:</b> RTS-6067-1505-13	<b>Dates of Test:</b> March 31 to May 11, and June 18, 2015	<b>FCC ID:</b> L6ARHR190LW <b>IC:</b> 2503A-RHR190LW

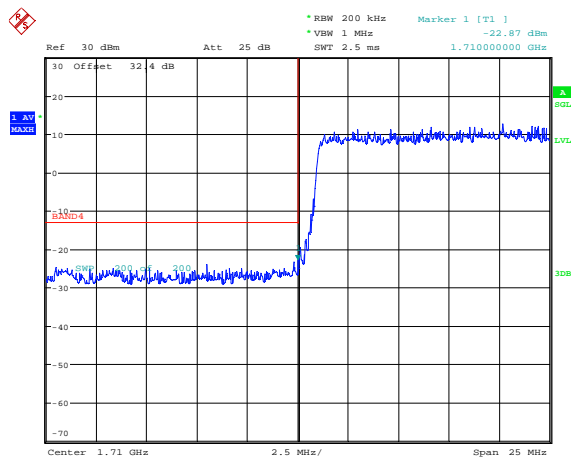
## LTE Band 4 Conducted RF Emission Test Data cont'd

**Figure 5-36a: -26 dBc Bandwidth, Band 4 High Channel, 1.4MHz BW, RB=6**



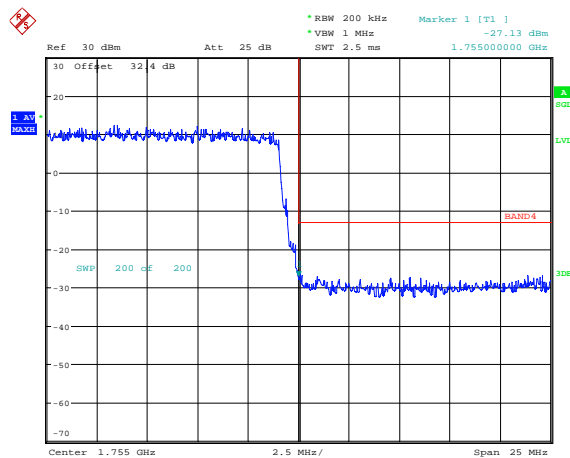
Date: 31.MAR.2015 14:39:58

**Figure 5-37a: Band 4 Low Channel Mask, 20MHz BW, RB=100**




Date: 31.MAR.2015 15:06:15

**Figure 5-38a: Band 4 High Channel Mask, 20MHz BW, RB=100**

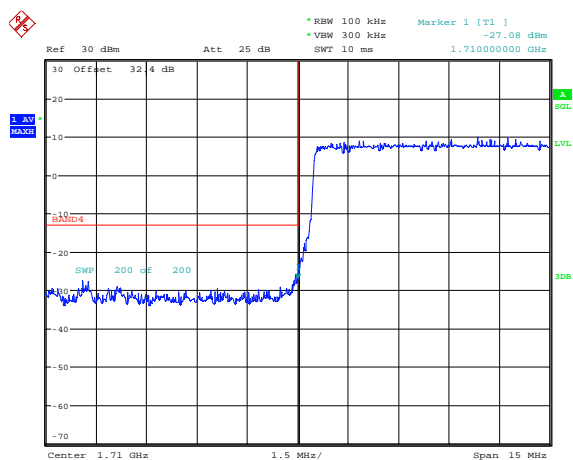


Date: 31.MAR.2015 15:06:53

	EMC Test Report for the BlackBerry® smartphone Model RHR191LW (SQW100-4) <b>APPENDIX 5A</b>	
<b>Test Report No.:</b> RTS-6067-1505-13	<b>Dates of Test:</b> March 31 to May 11, and June 18, 2015	<b>FCC ID:</b> L6ARHR190LW <b>IC:</b> 2503A-RHR190LW

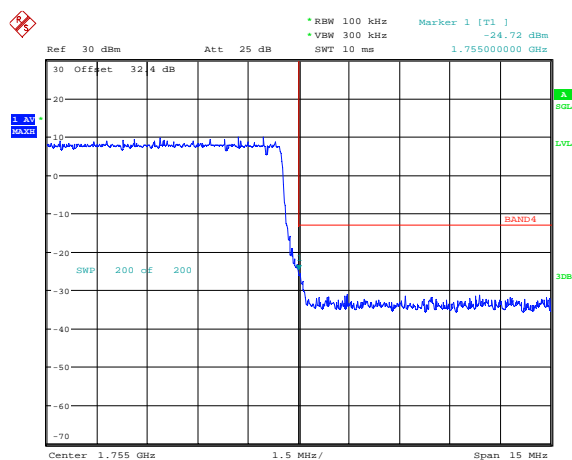
## LTE Band 4 Conducted RF Emission Test Data cont'd

**Figure 5-39a: Band 4 Low Channel Mask, 10MHz BW, RB=50**



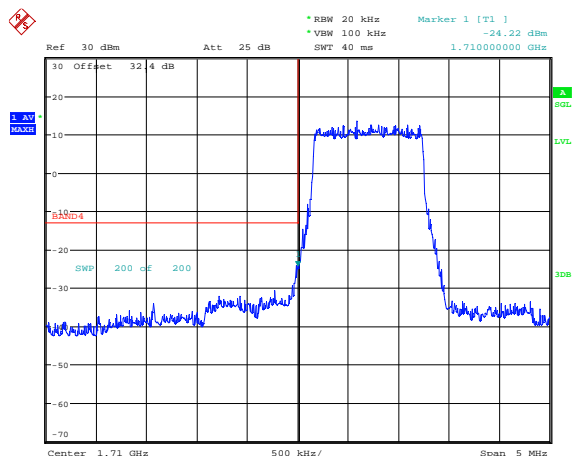
Date: 31.MAR.2015 15:07:35

**Figure 5-40a: Band 4 High Channel Mask, 10MHz BW, RB=50**



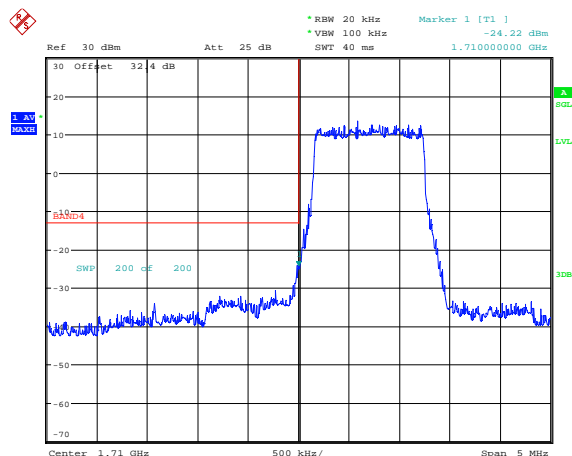
Date: 31.MAR.2015 15:08:06

**Figure 5-41a: Band 4 Low Channel Mask, 1.4MHz BW, RB=6**




Date: 31.MAR.2015 15:08:50

**Figure 5-42a: Band 4 High Channel Mask, 1.4MHz BW, RB=6**

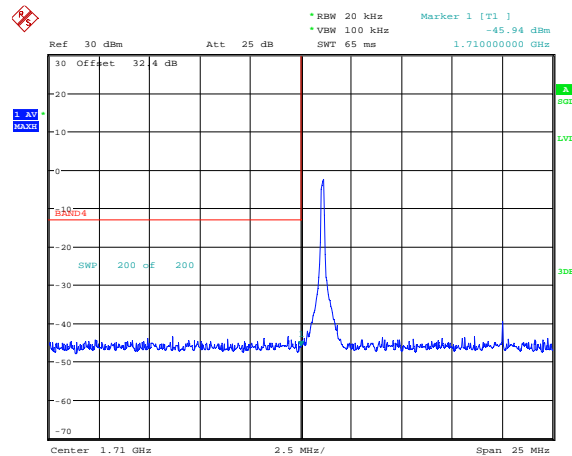


Date: 31.MAR.2015 15:08:50

	EMC Test Report for the BlackBerry® smartphone Model RHR191LW (SQW100-4) <b>APPENDIX 5A</b>	
Test Report No.: RTS-6067-1505-13	Dates of Test: March 31 to May 11, and June 18, 2015	FCC ID: L6ARHR190LW IC: 2503A-RHR190LW

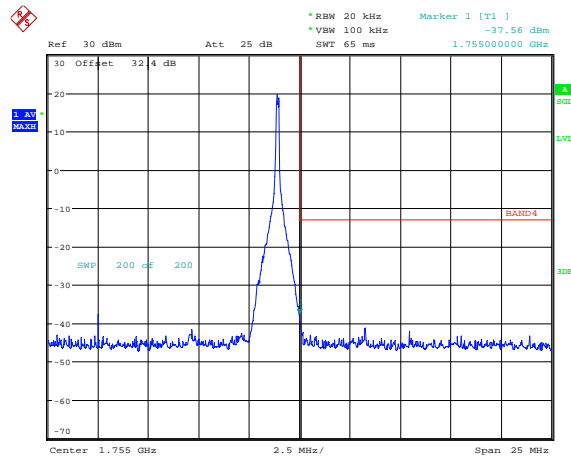
LTE Band 4 Conducted RF Emission Test Data cont'd

**Figure 5-43a: Band 4 Low Channel Mask, 20MHz  
BW, RB=1**



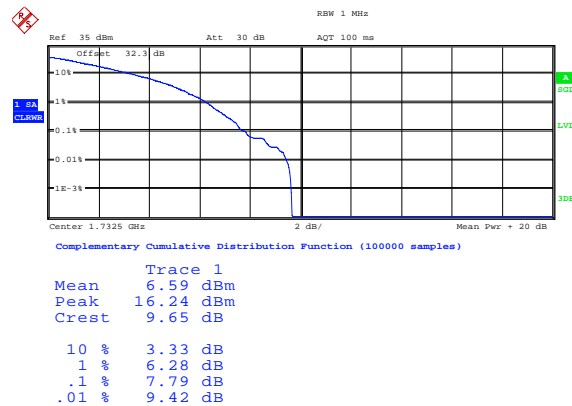
Date: 31.MAR.2015 15:06:02

**Figure 5-44a: Band 4 High Channel Mask, 20MHz  
BW, RB=1**



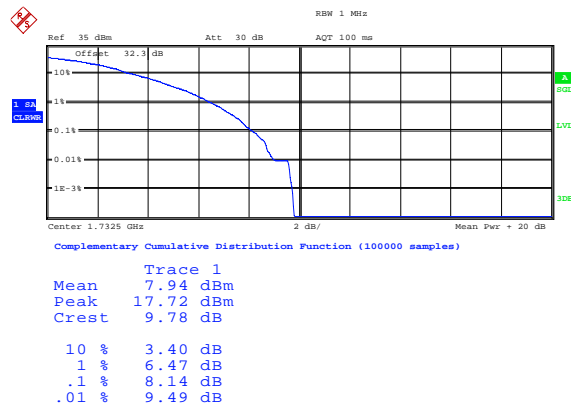
Date: 31.MAR.2015 15:06:40

**Figure 5-45a: Band 4 Mid Channel PAR, 20MHz  
BW, RB=50, QPSK**




Date: 31.MAR.2015 15:09:55

**Figure 5-46a: Band 4 Middle Channel Mask, 20MHz  
BW, RB=100, 16-QAM**

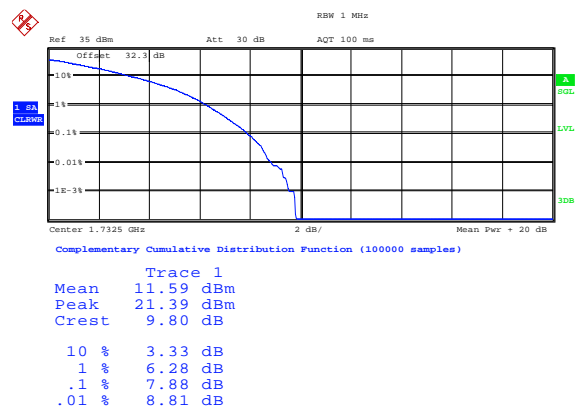


Date: 31.MAR.2015 15:10:02

	EMC Test Report for the BlackBerry® smartphone Model RHR191LW (SQW100-4) <b>APPENDIX 5A</b>	
<b>Test Report No.:</b> RTS-6067-1505-13	<b>Dates of Test:</b> March 31 to May 11, and June 18, 2015	<b>FCC ID:</b> L6ARHR190LW <b>IC:</b> 2503A-RHR190LW

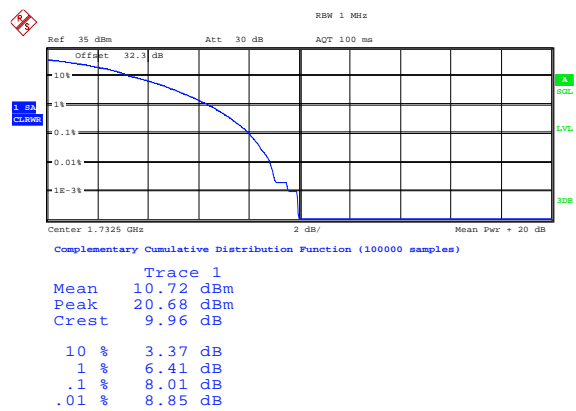
LTE Band 4 Conducted RF Emission Test Data cont'd

Figure 5-47a: Band 4 Mid Channel PAR, 10MHz BW, RB=25, QPSK



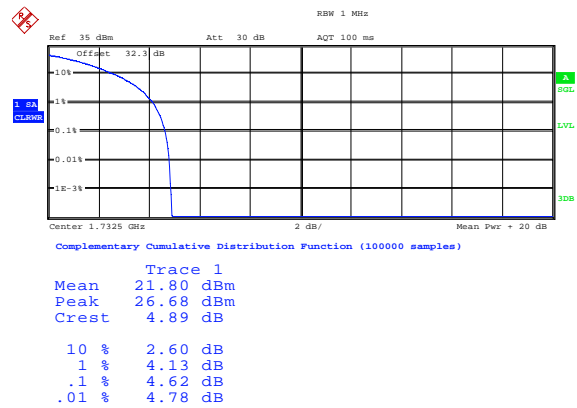
Date: 31.MAR.2015 15:10:15

Figure 5-48a: Band 4 Mid Channel PAR, 10MHz BW, RB=50, 16-QAM



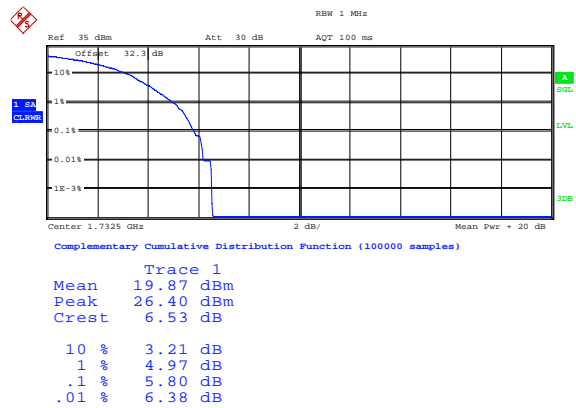
Date: 31.MAR.2015 15:10:20

Figure 5-49a: Band 4 Mid Channel PAR, 1.4MHz BW, RB=3, QPSK



Date: 31.MAR.2015 15:10:35

Figure 5-50a: Band 4 Middle Channel Mask, 5MHz BW, RB=6, 16-QAM

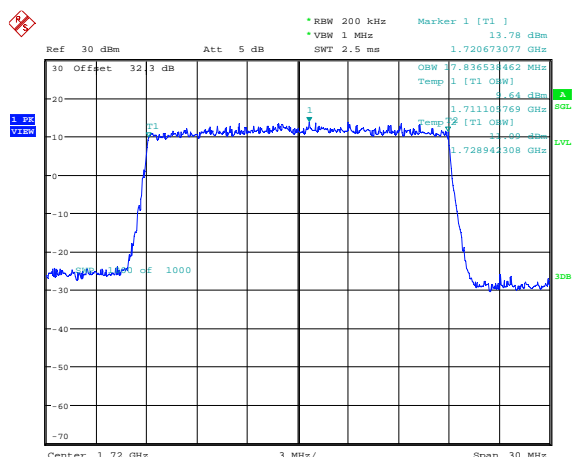


Date: 31.MAR.2015 15:10:40

	EMC Test Report for the BlackBerry® smartphone Model RHR191LW (SQW100-4) <b>APPENDIX 5A</b>	
<b>Test Report No.:</b> RTS-6067-1505-13	<b>Dates of Test:</b> March 31 to May 11, and June 18, 2015	<b>FCC ID:</b> L6ARHR190LW <b>IC:</b> 2503A-RHR190LW

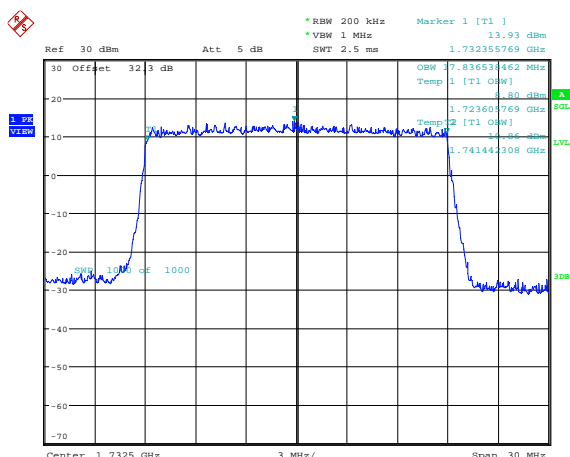
## LTE Band 4 Conducted RF Emission Test Data cont'd

**Figure 5-51a: Occupied Bandwidth, Band 4 Low Channel, 20MHz BW (RB= 100) 16-QAM**



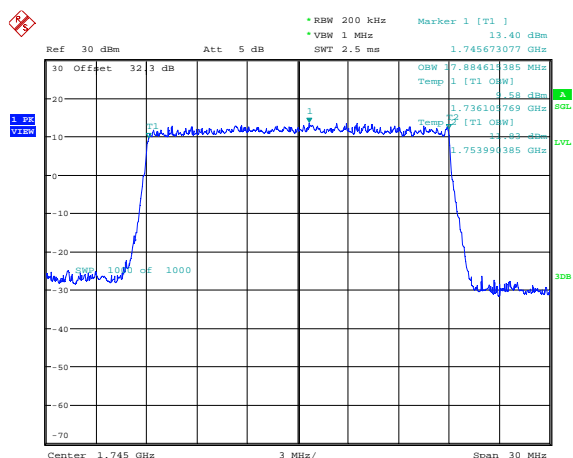
Date: 31.MAR.2015 15:14:52

**Figure 5-52a: Occupied Bandwidth, Band 4 Mid Channel, 20MHz BW (RB= 100) 16-QAM**



Date: 31.MAR.2015 15:15:21

**Figure 5-53a: Occupied Bandwidth, Band 4 High Channel, 20MHz BW (RB= 100) 16-QAM**



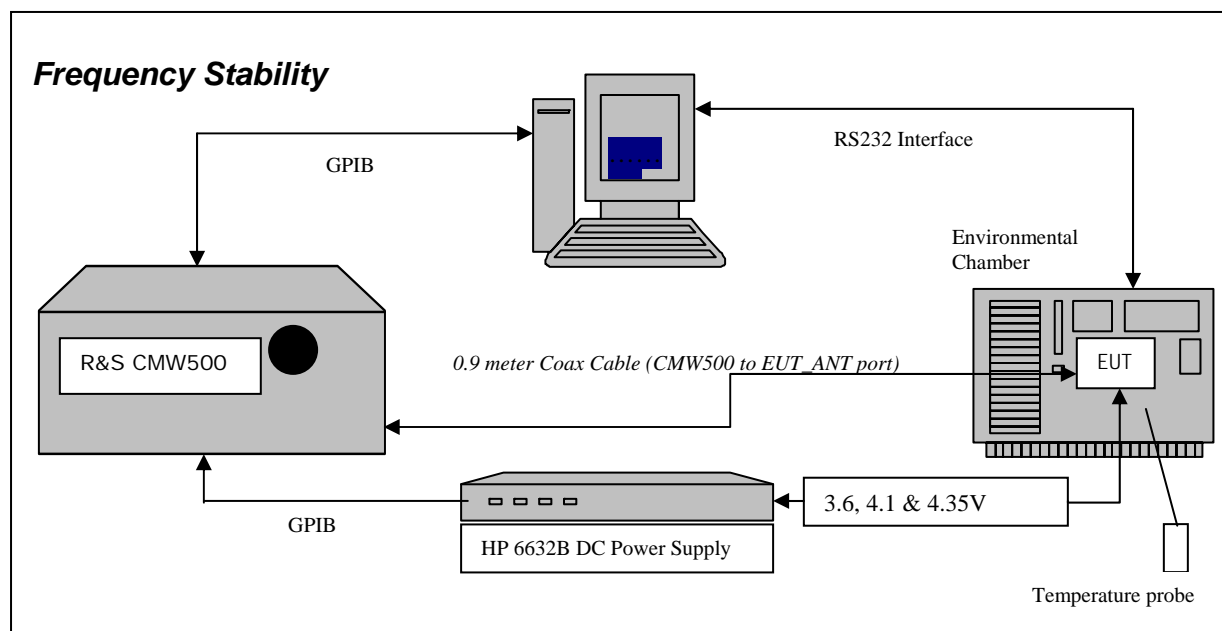
Date: 31.MAR.2015 15:16:05

## APPENDIX 5B – LTE Band 4 FREQUENCY STABILITY TEST DATA



<b>BlackBerry</b>	EMC Test Report for the BlackBerry® smartphone Model RHR191LW (SQW100-4) <b>APPENDIX 5B</b>	
<b>Test Report No.:</b> RTS-6067-1505-13	<b>Dates of Test:</b> March 31 to May 11, and June 18, 2015	<b>FCC ID:</b> L6ARHR190LW <b>IC:</b> 2503A-RHR190LW

### LTE Band 4 Frequency Stability Test Data



The following measurements were performed by Sijia Li.

#### **CFR 47 Chapter 1 - Federal Communications Commission Rules**


#### **Part 2 Required Measurements**

##### **2.1055** Frequency Stability - Procedures

- (a,b) Frequency Stability - Temperature Variation
- (d) Frequency Stability - Voltage Variation

*The EUT meets the requirements as stated in CFR 47 chapter 1, Section 27.54, CFR 47 and RSS-139, 6.3 Frequency Stability.*

Frequency Stability measurement devices were configured as presented in the block diagram recording frequency, power, data, temperatures, and stepped voltages controlled via a GPIB interface linked to the Environmental chamber, a DC power supply, and the Communications Test Set. A 0.9-metre coax cable was calibrated to characterize the insertion loss for the transmitted frequencies between the RF input/output of the CMW 500 and the EUT antenna port.

	EMC Test Report for the BlackBerry® smartphone Model RHR191LW (SQW100-4) <b>APPENDIX 5B</b>	
<b>Test Report No.:</b> RTS-6067-1505-13	<b>Dates of Test:</b> March 31 to May 11, and June 18, 2015	<b>FCC ID:</b> L6ARHR190LW <b>IC:</b> 2503A-RHR190LW

## Test Setup:

The EUT was placed in the Temperature chamber and connected to CMW 500 outside as shown in the figure above. Dry air was pumped inside the temperature chamber to maintain a backpressure during the test. The EUT was kept in the off condition at all times except when the following measurements were to be made.


The chamber was switched on and the temperature was set to -30°C. After the chamber stabilized at -30 °C there was a soak period of one hour to alleviate moisture in the chamber, the EUT voltage was enabled. The system software recorded the frequency, power, and associated measurements.

A Computer system controlled the automated software. This application was given the command of activating all machines intrinsic to the temperature and voltage tests controlling the CMW 500 via the GPIB Bus. The Environmental Chamber was instructed through an RS-232 serial line. The EUT dialogue was passed through a serial connection.

The EUT repetitively transmitted 100 bursts for each set of programmed parameters recording temperature, voltage settings, and systematically selected frequencies. The power supply was cycled from minimum voltage 3.6 volts, to 4.1 volts and to 4.35 volts maximum voltage. The frequency error was measured at a maximum output power and recorded by the automated system test software.

The EUT output power and frequency was measured at 3.6 volts, 4.1 volts and 4.35 volts. The transmit frequency was varied in 3 steps consisting of 1720.0 MHz, 1732.5 MHz and 1745.0 MHz each was measured under 20 MHz bandwidth with maximum (100) RBs. This frequency was recorded in MHz and deviation from nominal, in Parts Per Million.

After the initial one-hour soak at the beginning of the tests, a period of thirty minutes soak was initialized between each ascending temperature step, before proceeding to the next measurement test cycle.

	EMC Test Report for the BlackBerry® smartphone Model RHR191LW (SQW100-4) <b>APPENDIX 5B</b>	
Test Report No.: RTS-6067-1505-13	Dates of Test: March 31 to May 11, and June 18, 2015	FCC ID: L6ARHR190LW IC: 2503A-RHR190LW


Procedure:

The test system software for commencing the Frequency Stability Tests carried through the following cycle.

29. Switch on the HP 6632B power supply; CMW 500 Communications test Set, and Environmental Chamber.
30. Start test program
31. Set the Temperature to –30°C and maintain a period of one- hour soak time, with the EUT supply voltage disabled.
32. Set power supply voltage to 3.6 volts.
33. Set up CMW 500 Radio Communication Tester.
34. Command the CMW 500 to switch to the low channel.
35. Enable the voltage to the EUT, and connect a link to the CMW 500 test set.
36. EUT is commanded to Transmit 100 Bursts.
37. Software logs the following data from the CMW 500, power supply and temperature chamber: Traffic Channel Number, Traffic Channel Frequency, Power Level, Chamber Temperature, Supply Voltage, Power and Frequency Error.
38. The CMW 500 commands the EUT to change frequency to the middle channel and high channel and repeats steps 7 to 9.
39. Repeat steps 5 to 10 changing the supply voltage to 4.1 Volts
40. Increase temperature by 10°C and soak for 1/2 hour.
41. Repeat steps 4 - 12 for temperatures –30°C to 60°C.
42. Repeat steps 5 to 10 changing the supply voltage to 4.35 volts

Procedure 5 to 10 was repeated at room temperature (20°C) with the power supply voltage set to 3.6, 4.1 and 4.35 volts

The maximum frequency error in the LTE band 4 measured was **0.0070 PPM**.


	EMC Test Report for the BlackBerry® smartphone Model RHR191LW (SQW100-4) <b>APPENDIX 5B</b>	
<b>Test Report No.:</b> RTS-6067-1505-13	<b>Dates of Test:</b> March 31 to May 11, and June 18, 2015	<b>FCC ID:</b> L6ARHR190LW <b>IC:</b> 2503A-RHR190LW

LTE Band 4 results: channels 20050, 20175 and 20300 @ 20°C maximum transmitted power

Traffic Channel Number	LTE Frequency (MHz)	Voltage (Volts)	Temperature (Celsius)	Frequency Error (Hz)	PPM
20050	1720.0	3.6	20	-6.59	-0.0038
20175	1732.5	3.6	20	10.17	0.0059
20300	1745.0	3.6	20	6.95	0.0040


Traffic Channel Number	LTE Frequency (MHz)	Voltage (Volts)	Temperature (Celsius)	Frequency Error (Hz)	PPM
20050	1720.0	4.1	20	4.94	0.0029
20175	1732.5	4.1	20	8.74	0.0050
20300	1745.0	4.1	20	6.95	0.0040

Traffic Channel Number	LTE Frequency (MHz)	Voltage (Volts)	Temperature (Celsius)	Frequency Error (Hz)	PPM
20050	1720.0	4.35	20	6.82	0.0040
20175	1732.5	4.35	20	9.64	0.0056
20300	1745.0	4.35	20	8.57	0.0049

	EMC Test Report for the BlackBerry® smartphone Model RHR191LW (SQW100-4) <b>APPENDIX 5B</b>	
<b>Test Report No.:</b> RTS-6067-1505-13	<b>Dates of Test:</b> March 31 to May 11, and June 18, 2015	<b>FCC ID:</b> L6ARHR190LW <b>IC:</b> 2503A-RHR190LW


LTE band 4 Results: channel 20050 @ maximum transmitted power

Traffic Channel Number	Frequency (MHz)	Voltage (Volts)	Temperature (Celsius)	Frequency Error (Hz)	PPM
20050	1720.0	3.6	-30	-7.30	-0.0042
20050	1720.0	3.6	-20	-6.22	-0.0036
20050	1720.0	3.6	-10	-6.35	-0.0037
20050	1720.0	3.6	0	9.44	0.0055
20050	1720.0	3.6	10	-5.71	-0.0033
20050	1720.0	3.6	20	-6.59	-0.0038
20050	1720.0	3.6	30	7.34	0.0043
20050	1720.0	3.6	40	-7.12	-0.0041
20050	1720.0	3.6	50	-6.55	-0.0038
Traffic Channel Number	Frequency (MHz)	Voltage (Volts)	Temperature (Celsius)	Frequency Error (Hz)	PPM
20050	1720.0	4.1	-30	-5.74	-0.0033
20050	1720.0	4.1	-20	5.85	0.0034
20050	1720.0	4.1	-10	-7.97	-0.0046
20050	1720.0	4.1	0	5.11	0.0030
20050	1720.0	4.1	10	4.36	0.0025
20050	1720.0	4.1	20	4.94	0.0029
20050	1720.0	4.1	30	-7.70	-0.0045
20050	1720.0	4.1	40	-6.67	-0.0039
20050	1720.0	4.1	50	-7.78	-0.0045
Traffic Channel Number	Frequency (MHz)	Voltage (Volts)	Temperature (Celsius)	Frequency Error (Hz)	PPM
20050	1720.0	4.35	-30	-8.96	-0.0052
20050	1720.0	4.35	-20	-6.35	-0.0037
20050	1720.0	4.35	-10	6.85	0.0040
20050	1720.0	4.35	0	-1.37	-0.0008
20050	1720.0	4.35	10	1.11	0.0006
20050	1720.0	4.35	20	6.82	0.0040
20050	1720.0	4.35	30	-6.49	-0.0038
20050	1720.0	4.35	40	-7.14	-0.0042
20050	1720.0	4.35	50	-6.39	-0.0037

	EMC Test Report for the BlackBerry® smartphone Model RHR191LW (SQW100-4) <b>APPENDIX 5B</b>	
Test Report No.: RTS-6067-1505-13	Dates of Test: March 31 to May 11, and June 18, 2015	FCC ID: L6ARHR190LW IC: 2503A-RHR190LW

**LTE band 4 Results: channel 20175 @ maximum transmitted power**

Traffic Channel Number	Frequency (MHz)	Voltage (Volts)	Temperature (Celsius)	Frequency Error (Hz)	PPM
20175	1732.5	3.6	-30	-4.88	-0.0028
20175	1732.5	3.6	-20	6.88	0.0040
20175	1732.5	3.6	-10	9.17	0.0053
20175	1732.5	3.6	0	3.55	0.0020
20175	1732.5	3.6	10	3.69	0.0021
20175	1732.5	3.6	20	10.17	0.0059
20175	1732.5	3.6	30	7.04	0.0041
20175	1732.5	3.6	40	8.30	0.0048
20175	1732.5	3.6	50	12.13	<b>0.0070</b>
Traffic Channel Number	Frequency (MHz)	Voltage (Volts)	Temperature (Celsius)	Frequency Error (Hz)	PPM
20175	1732.5	4.1	-30	8.77	0.0051
20175	1732.5	4.1	-20	8.96	0.0052
20175	1732.5	4.1	-10	9.00	0.0052
20175	1732.5	4.1	0	-2.36	-0.0014
20175	1732.5	4.1	10	6.45	0.0037
20175	1732.5	4.1	20	8.74	0.0050
20175	1732.5	4.1	30	8.00	0.0046
20175	1732.5	4.1	40	7.70	0.0044
20175	1732.5	4.1	50	7.37	0.0043
Traffic Channel Number	Frequency (MHz)	Voltage (Volts)	Temperature (Celsius)	Frequency Error (Hz)	PPM
20175	1732.5	4.35	-30	-5.55	-0.0032
20175	1732.5	4.35	-20	-6.87	-0.0040
20175	1732.5	4.35	-10	7.17	0.0041
20175	1732.5	4.35	0	2.11	0.0012
20175	1732.5	4.35	10	-2.26	-0.0013
20175	1732.5	4.35	20	9.64	0.0056
20175	1732.5	4.35	30	5.41	0.0031
20175	1732.5	4.35	40	7.34	0.0042
20175	1732.5	4.35	50	-7.14	-0.0041


	EMC Test Report for the BlackBerry® smartphone Model RHR191LW (SQW100-4) <b>APPENDIX 5B</b>	
Test Report No.: RTS-6067-1505-13	Dates of Test: March 31 to May 11, and June 18, 2015	FCC ID: L6ARHR190LW IC: 2503A-RHR190LW

**LTE band 4 Results: channel 20300 @ maximum transmitted power**

Traffic Channel Number	Frequency (MHz)	Voltage (Volts)	Temperature (Celsius)	Frequency Error (Hz)	PPM
20300	1745.0	3.6	-30	-6.19	-0.0035
20300	1745.0	3.6	-20	8.61	0.0049
20300	1745.0	3.6	-10	6.67	0.0038
20300	1745.0	3.6	0	-5.95	-0.0034
20300	1745.0	3.6	10	4.25	0.0024
20300	1745.0	3.6	20	6.95	0.0040
20300	1745.0	3.6	30	-8.93	-0.0051
20300	1745.0	3.6	40	-4.85	-0.0028
20300	1745.0	3.6	50	-6.27	-0.0036
Traffic Channel Number	Frequency (MHz)	Voltage (Volts)	Temperature (Celsius)	Frequency Error (Hz)	PPM
20300	1745.0	4.1	-30	8.96	0.0051
20300	1745.0	4.1	-20	-6.42	-0.0037
20300	1745.0	4.1	-10	7.50	0.0043
20300	1745.0	4.1	0	6.55	0.0038
20300	1745.0	4.1	10	-4.36	-0.0025
20300	1745.0	4.1	20	6.95	0.0040
20300	1745.0	4.1	30	-7.00	-0.0040
20300	1745.0	4.1	40	6.25	0.0036
20300	1745.0	4.1	50	-6.49	-0.0037
Traffic Channel Number	Frequency (MHz)	Voltage (Volts)	Temperature (Celsius)	Frequency Error (Hz)	PPM
20300	1745.0	4.35	-30	-7.82	-0.0045
20300	1745.0	4.35	-20	6.79	0.0039
20300	1745.0	4.35	-10	7.67	0.0044
20300	1745.0	4.35	0	5.51	0.0032
20300	1745.0	4.35	10	-3.68	-0.0021
20300	1745.0	4.35	20	8.57	0.0049
20300	1745.0	4.35	30	8.27	0.0047
20300	1745.0	4.35	40	-5.11	-0.0029
20300	1745.0	4.35	50	4.66	0.0027

## APPENDIX 5C – LTE Band 4 RADIATED EMISSIONS TEST DATA



	EMC Test Report for the BlackBerry® smartphone Model RHR191LW (SQW100-4) <b>APPENDIX 5C</b>	
<b>Test Report No.:</b> RTS-6067-1505-13	<b>Dates of Test:</b> March 31 to May 11, and June 18, 2015	<b>FCC ID:</b> L6ARHR190LW <b>IC:</b> 2503A-RHR190LW

### Radiated Power Test Data Results

The following measurements were performed by Shiva Kumbham.

Date of Test: April 13, 2015

The environmental tests conditions were: Temperature: 25.0 °C

Relative Humidity: 29.5 %

The BlackBerry® smartphone was standalone, side button pointing down with the LCD facing to the RX antenna when the turntable is at 0 degree position.

Measurements were performed with QPSK and 16QAM modulations. The smallest test margins are reported below.

Test Distance was 3.0 meters with the RX antenna height scans between 1-4 meters height.

#### **LTE band 4, 20MHz BW, RB=1, QPSK modulation**

								Substitution Method					
EUT				Rx Antenna		Spectrum Analyzer		Tracking Generator					
Type	Ch	Frequency (MHz)	Band	Type	Pol.	Reading (dBuV)	Max (V,H) (dBuV)	Pol. Tx-Rx	Reading (dBm)	Corrected Reading (relative to Isotropic Radiator)		Limit (dBm)	Diff to Limit (dB)
										(dBm)	(W)		
F0	20050	1720.00	4	Horn	V	-25.11	-25.11	V-V	-17.84	24.37	0.27	30.00	5.63
F0	20050	1720.00	4	Horn	H	-29.56		H-H	-14.27				
F0	20175	1732.50	4	Horn	V	-26.71	-26.71	V-V	-18.77	23.07	0.20	30.00	6.93
F0	20175	1732.50	4	Horn	H	-28.53		H-H	-15.72				
F0	20299	1744.90	4	Horn	V	-26.82	-26.82	V-V	-18.27	22.71	0.19	30.00	7.29
F0	20299	1744.90	4	Horn	H	-28.73		H-H	-15.89				


#### **LTE band 4, 20MHz BW, RB=1, 16-QAM modulation**

								Substitution Method					
EUT				Rx Antenna		Spectrum Analyzer		Tracking Generator					
Type	Ch	Frequency (MHz)	Band	Type	Pol.	Reading (dBuV)	Max (V,H) (dBuV)	Pol.  Tx-Rx	Reading (dBm)	Corrected Reading (relative to Isotropic Radiator)		Limit (dBm)	Diff to Limit (dB)
										(dBm)	(W)		
F0	20050	1720.00	4	Horn	V	-25.53	-25.53	V-V	-18.25	24.00	0.25	30.00	6.00
F0	20050	1720.00	4	Horn	H	-29.31		H-H	-14.64				
F0	20175	1732.50	4	Horn	V	-27.29	-27.29	V-V	-19.32	22.49	0.18	30.00	7.51
F0	20175	1732.50	4	Horn	H	-29.21		H-H	-16.30				
F0	20299	1744.90	4	Horn	V	-27.33	-27.33	V-V	-18.75	22.18	0.17	30.00	7.82
F0	20299	1744.90	4	Horn	H	-30.40		H-H	-16.42				

This report shall **NOT** be reproduced except in full without the written consent of BlackBerry RTS - A division of BlackBerry Limited.

Copyright 2005-2015

Page 201 of 249

	EMC Test Report for the BlackBerry® smartphone Model RHR191LW (SQW100-4) <b>APPENDIX 5C</b>	
Test Report No.: RTS-6067-1505-13	Dates of Test: March 31 to May 11, and June 18, 2015	FCC ID: L6ARHR190LW IC: 2503A-RHR190LW

### Radiated Emissions Test Data Results cont'd

The following measurements were performed by Shiva Kumbham.

Date of Test: April 2, 2015

The environmental test conditions were:      Temperature:            26.4 °C  
   Relative Humidity:        17.3 %

The BlackBerry® smartphone was standalone, side button point up with LCD facing to the RX antenna when the turntable is at 0 degree position

Test Distance was 3.0 meters with the RX antenna height scans between 1-4 meters height, and the frequency range scanned was 30MHz – 1GHz.

Measurements were performed in LTE band 4 with QPSK and 16-QAM modulations for 5MHz BW (channel 19975, 20175 and 20374 with RB = 1).

All emissions were at least 25.0 dB below the limit.

The following measurements were performed by Kevin Guo

Date of Test: April 2 and April 14, 2015

The environmental test conditions were:      Temperature:            24.5 °C  
   Relative Humidity:        30.4 %

Test Distance was 3.0 meters with the RX antenna height scans between 1-4 meters height, and a frequency range of 1 GHz to 20 GHz.

The BlackBerry® smartphone was standalone, side button point up with LCD facing to the RX antenna when the turntable is at 0 degree position

Measurements were performed in LTE band 4 with QPSK and 16-QAM modulations for 5MHz BW (channel 19975, 20175 and 20374 with RB = 1).

All emissions were at least 25.0 dB below the limit.


## APPENDIX 6A– LTE Band 13 CONDUCTED RF EMISSIONS TEST DATA/PLOTS

<b>BlackBerry</b>	EMC Test Report for the BlackBerry® smartphone Model RHR191LW (SQW100-4) <b>APPENDIX 6A</b>	
<b>Test Report No.:</b> RTS-6067-1505-13	<b>Dates of Test:</b> March 31 to May 11, and June 18, 2015	<b>FCC ID:</b> L6ARHR190LW <b>IC:</b> 2503A-RHR190LW

### LTE Band 13 Conducted RF Emission Test Data

This appendix contains measurement data pertaining to conducted spurious emissions, 99% power bandwidth and the channel mask.


### **Test Setup Diagram**



Date of Test: April 25, 2015

The environmental test conditions were:    Temperature:    21.2 – 23.2 °C  
    Relative Humidity:    20.3 – 23.3 %

The following measurements were performed by Sijia Li.

	EMC Test Report for the BlackBerry® smartphone Model RHR191LW (SQW100-4) <b>APPENDIX 6A</b>	
<b>Test Report No.:</b> RTS-6067-1505-13	<b>Dates of Test:</b> March 31 to May 11, and June 18, 2015	<b>FCC ID:</b> L6ARHR190LW <b>IC:</b> 2503A-RHR190LW

### LTE Band 13 Conducted RF Emission Test Data cont'd

**The conducted spurious emissions** – As per 47 CFR 2.202, CFR 2.1046, CFR 27.53 CFR 27.54, CFR 27.50 were measured from 30 MHz to 20 GHz.

#### **–26 dBc Bandwidth and Occupied Bandwidth (99%)**

the modulation spectrum was measured by both methods of 99% power bandwidth and –26 dBc bandwidth for each 5MHz and 10MHz with different number of RBs for LTE Band 13.

QPSK and 16-QAM modulations were applied to each of the bandwidths. Only the worst case measurements are documented in this report.

A minimum RB condition was also measured (RB = 1).

The resolution bandwidth required for out-of-band emissions in the 1 MHz bands immediately outside and adjacent to the frequency block, was determined to be at least 1% of the emission bandwidth.

The worst case –26dBc bandwidth for LTE Band 13 was measured to be 9.25 MHz. Results were derived in a 100 kHz resolution bandwidth.


On any frequency outside the frequency block and outside the adjacent 1 MHz bands, a resolution bandwidth of at least 1 MHz was applied.

#### **Test Data for LTE Band 13 selected Frequencies in 10MHz BW (RB = 50)**

<b>LTE Band 13 Frequency (MHz)</b>	<b>26dBc Occupied Bandwidth (MHz)</b>	<b>99% Occupied Bandwidth (MHz)</b>
782.0	9.25	8.966

#### **Test Data for LTE Band 13 selected Frequencies in 5MHz BW (RB = 25)**

<b>LTE Band 13 Frequency (MHz)</b>	<b>26dBc Occupied Bandwidth (MHz)</b>	<b>99% Occupied Bandwidth (MHz)</b>
779.5	4.65	4.495
782.0	4.64	4.483
784.5	4.615	4.495

	EMC Test Report for the BlackBerry® smartphone Model RHR191LW (SQW100-4) <b>APPENDIX 6A</b>	
Test Report No.: RTS-6067-1505-13	Dates of Test: March 31 to May 11, and June 18, 2015	FCC ID: L6ARHR190LW IC: 2503A-RHR190LW

### **Peak to Average Ratio (PAR)**

For each 5MHz and 10MHz with Resource Block allocation 50,25 and 15 as per scalable bandwidths for LTE band 13, the peak to average ratio was measured on the low, middle and high channels with QPSK modulation.

On any frequency outside the frequency block and outside the adjacent 1 MHz bands, a resolution bandwidth of at least 1 MHz was applied.

The worst case measured was 9.51 dB on 10MHz bandwidth with Resource Block allocation 25 while transmitting at 782MHz.


### **Measurement Plots for LTE Band 13**

See Figures 3-1a to 3-8a for the plots of the conducted spurious emissions.

See Figures 3-9a to 3-16a for the plots of 99% Occupied Bandwidth and -26 dBc Bandwidth.

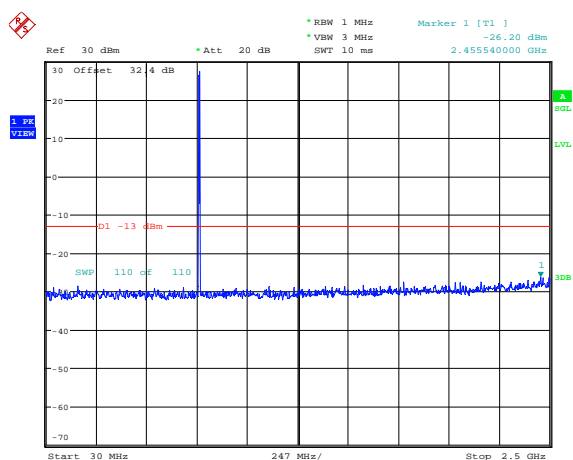
See Figures 3-17a to 3-21a for the plots of the Channel mask.

See Figures 3-22a for the plots of the Peak to Average Ratio.

	EMC Test Report for the BlackBerry® smartphone Model RHR191LW (SQW100-4) <b>APPENDIX 6A</b>	
<b>Test Report No.:</b> RTS-6067-1505-13	<b>Dates of Test:</b> March 31 to May 11, and June 18, 2015	<b>FCC ID:</b> L6ARHR190LW <b>IC:</b> 2503A-RHR190LW

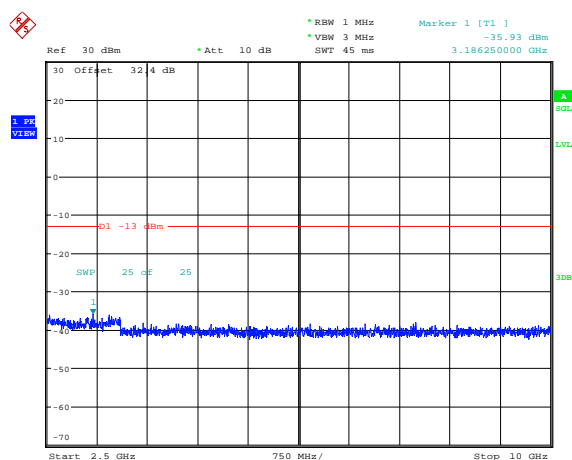
## LTE Band 13 Conducted RF Emission Test Data cont'd

**Figure 3-1a: Band 13, Spurious Conducted Emissions, 10MHz BW (RB= 50)**



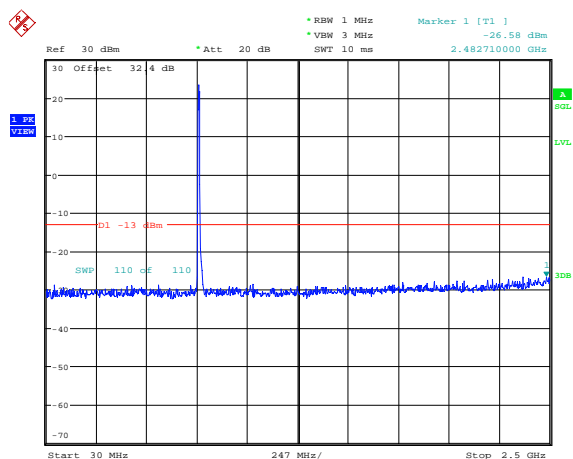
Date: 25.APR.2015 16:10:55

**Figure 3-2a: Band 13, Spurious Conducted Emissions, 10MHz BW (RB= 50)**



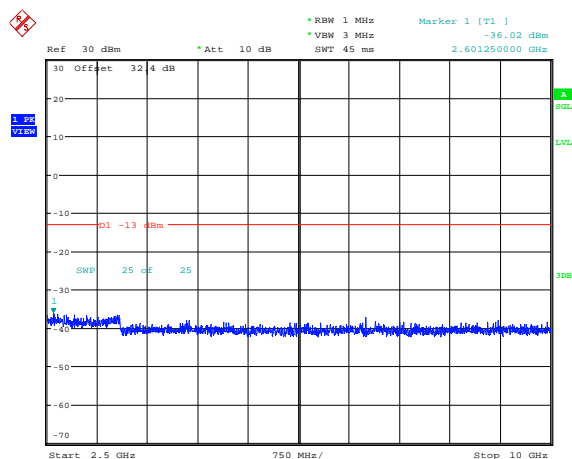
Date: 25.APR.2015 16:11:01

**Figure 3-3a: Band 13, Spurious Conducted Emissions, Low channel, 5MHz BW (RB= 25)**




Date: 25.APR.2015 16:11:12

**Figure 3-4a: Band 13, Spurious Conducted Emissions, Low channel, 5MHz BW (RB= 25)**

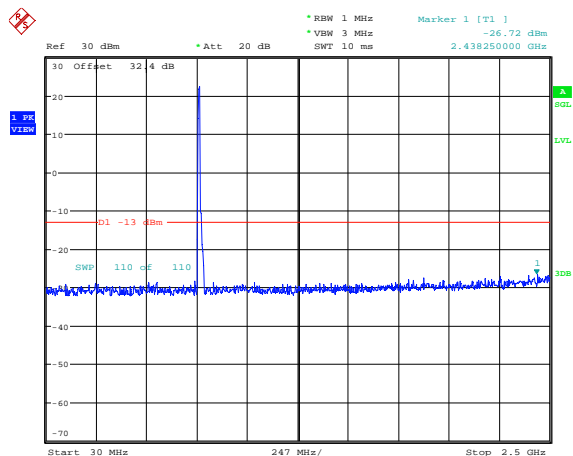


Date: 25.APR.2015 16:11:17

	EMC Test Report for the BlackBerry® smartphone Model RHR191LW (SQW100-4) <b>APPENDIX 6A</b>	
<b>Test Report No.:</b> RTS-6067-1505-13	<b>Dates of Test:</b> March 31 to May 11, and June 18, 2015	<b>FCC ID:</b> L6ARHR190LW <b>IC:</b> 2503A-RHR190LW

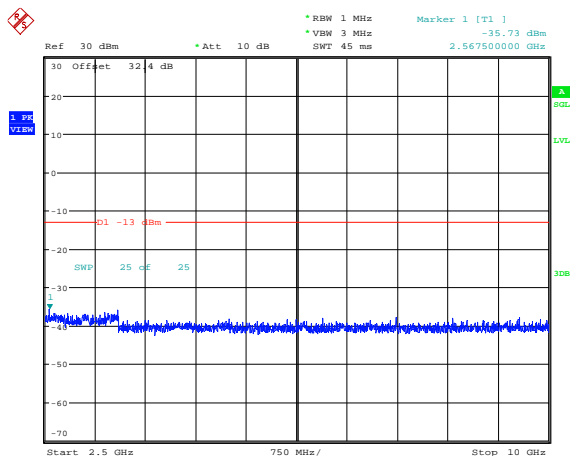
## LTE Band 13 Conducted RF Emission Test Data cont'd

**Figure 3-5a: Band 13, Spurious Conducted Emissions, Middle Channel, 5MHz BW (RB= 25)**



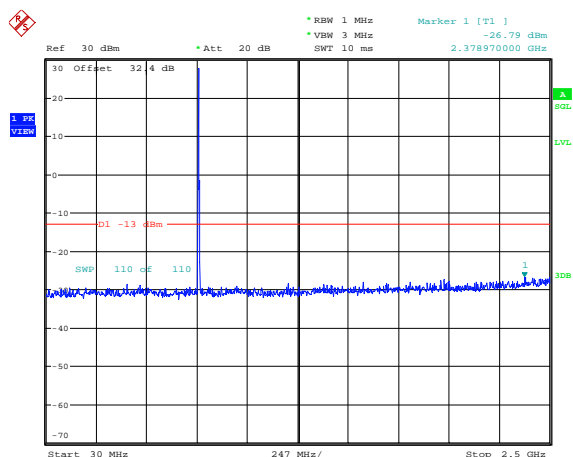
Date: 25.APR.2015 16:11:28

**Figure 3-6a: Band 13, Spurious Conducted Emissions, High Channel, 5MHz BW (RB= 25)**



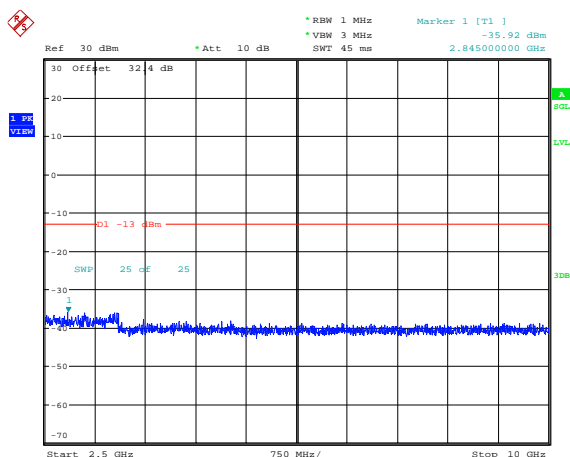
Date: 25.APR.2015 16:11:34

**Figure 3-7a: Band 13, Spurious Conducted Emissions, High channel, 5MHz BW (RB= 25)**




Date: 25.APR.2015 16:11:57

**Figure 3-8a: Band 13, Spurious Conducted Emissions, High channel, 5MHz BW (RB= 25)**



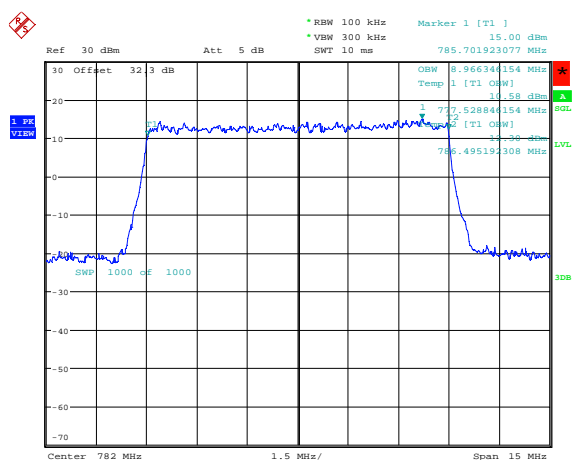
Date: 25.APR.2015 16:12:03



	EMC Test Report for the BlackBerry® smartphone Model RHR191LW (SQW100-4) <b>APPENDIX 6A</b>	
<b>Test Report No.:</b> RTS-6067-1505-13	<b>Dates of Test:</b> March 31 to May 11, and June 18, 2015	<b>FCC ID:</b> L6ARHR190LW <b>IC:</b> 2503A-RHR190LW

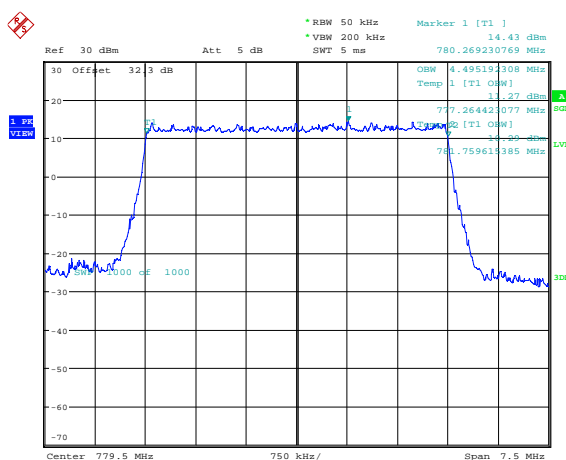
## LTE Band 13 Conducted RF Emission Test Data cont'd

**Figure 3-9a: Occupied Bandwidth, Band 13  
10MHz BW, RB=50**



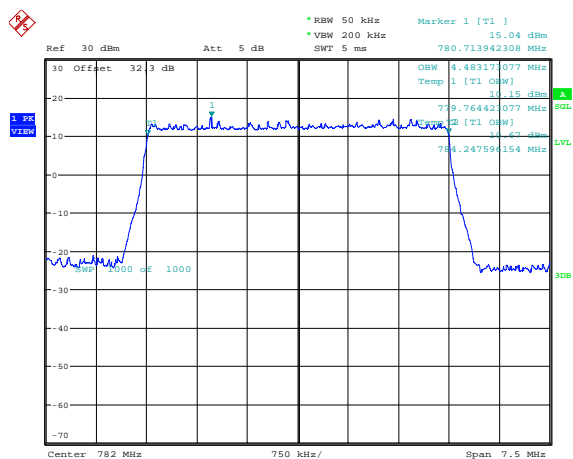
Date: 31.MAR.2015 19:38:45

**Figure 3-10a: Occupied Bandwidth, Band 5 Low  
Channel, 5MHz BW, RB=25**



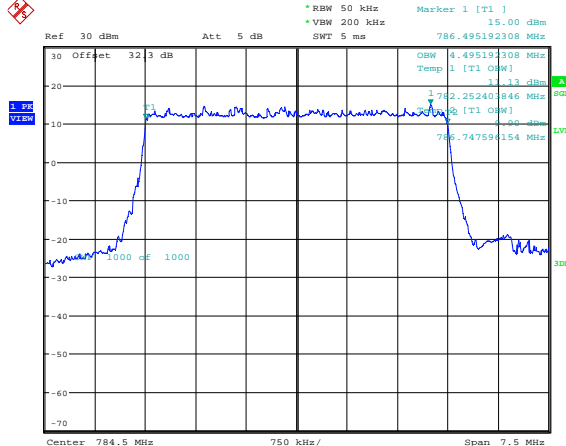
Date: 31.MAR.2015 19:40:00

**Figure 3-11a: Occupied Bandwidth, Band 5 Middle  
Channel, 5MHz BW, RB=25**




Date: 31.MAR.2015 19:40:28

**Figure 3-12a: Occupied Bandwidth, Band 5 High  
Channel, 5MHz BW, RB=25**

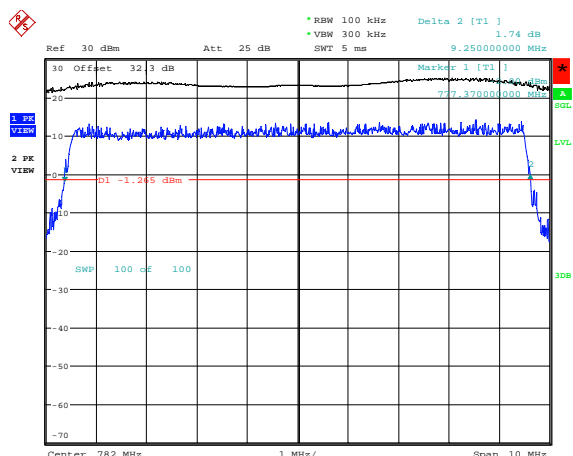


Date: 31.MAR.2015 19:41:02

	EMC Test Report for the BlackBerry® smartphone Model RHR191LW (SQW100-4) <b>APPENDIX 6A</b>	
<b>Test Report No.:</b> RTS-6067-1505-13	<b>Dates of Test:</b> March 31 to May 11, and June 18, 2015	<b>FCC ID:</b> L6ARHR190LW <b>IC:</b> 2503A-RHR190LW

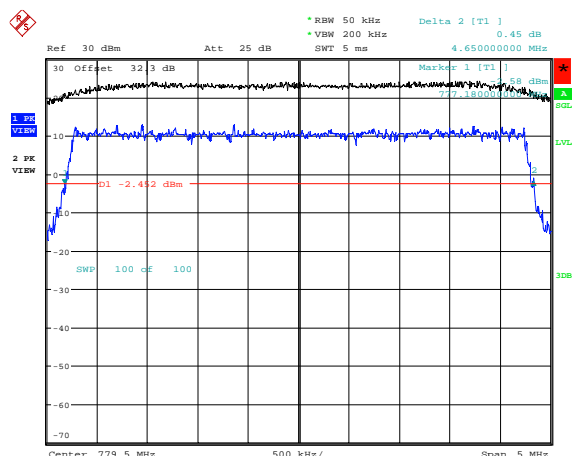
## LTE Band 13 Conducted RF Emission Test Data cont'd

**Figure 3-13a: -26 dBc Bandwidth, Band 13 Middle Channel, 10MHz BW, RB=50**



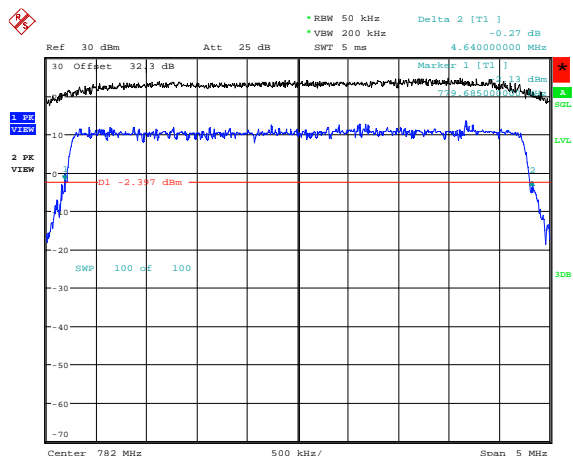
Date: 25.APR.2015 15:13:04

**Figure 3-14a: -26 dBc Bandwidth, Band 13 Low Channel, 5MHz BW, RB=25**



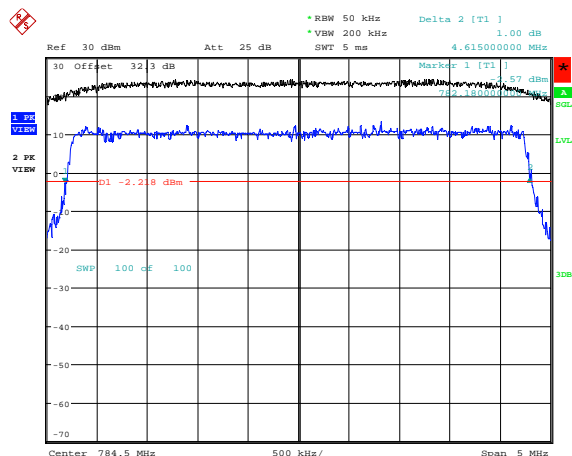
Date: 25.APR.2015 15:13:38

**Figure 3-15a: -26 dBc Bandwidth, Band 13 Middle Channel, 5MHz BW, RB=25**




Date: 25.APR.2015 15:13:54

**Figure 3-16a: -26 dBc Bandwidth, Band 13 High Channel, 5MHz BW, RB=25**

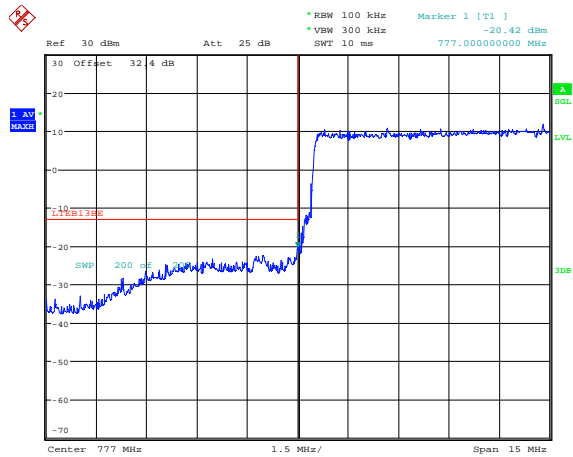


Date: 25.APR.2015 15:14:09

	EMC Test Report for the BlackBerry® smartphone Model RHR191LW (SQW100-4) <b>APPENDIX 6A</b>	
<b>Test Report No.:</b> RTS-6067-1505-13	<b>Dates of Test:</b> March 31 to May 11, and June 18, 2015	<b>FCC ID:</b> L6ARHR190LW <b>IC:</b> 2503A-RHR190LW

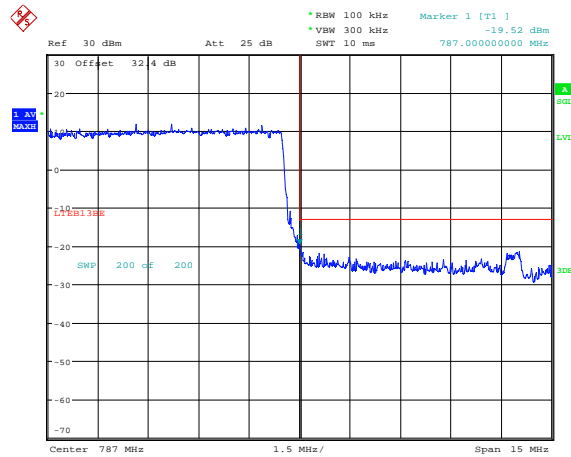
## LTE Band 13 Conducted RF Emission Test Data cont'd

**Figure 3-17a: Band 13 Channel Mask, 10MHz BW, RB=50**



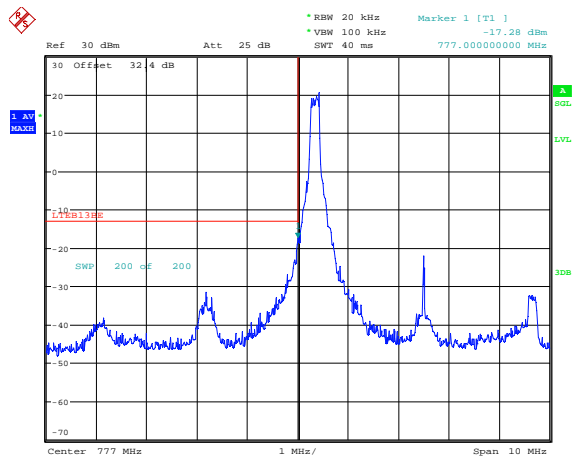
Date: 1.APR.2015 11:40:33

**Figure 3-17a: Band 13 Channel Mask, 10MHz BW, RB=50**



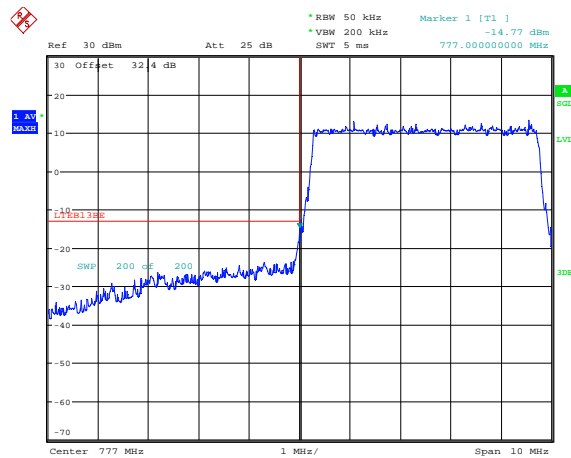
Date: 1.APR.2015 11:41:03

**Figure 3-18a: Band 13 Low Channel Mask, 5MHz BW, RB=1**




Date: 1.APR.2015 11:41:27

**Figure 3-19a: Band 13 Low Channel Mask, 5MHz BW, RB=25**

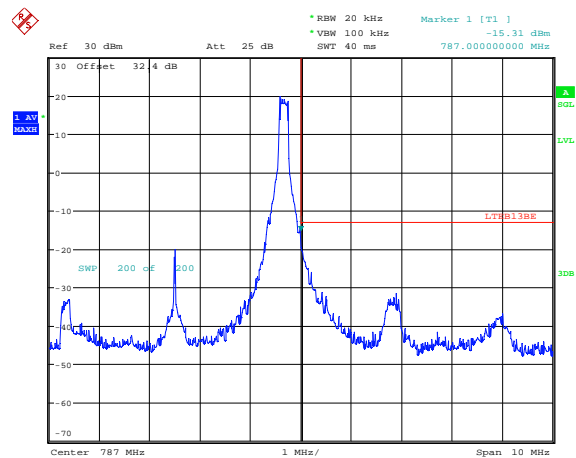


Date: 1.APR.2015 11:41:37

	EMC Test Report for the BlackBerry® smartphone Model RHR191LW (SQW100-4) <b>APPENDIX 6A</b>	
<b>Test Report No.:</b> RTS-6067-1505-13	<b>Dates of Test:</b> March 31 to May 11, and June 18, 2015	<b>FCC ID:</b> L6ARHR190LW <b>IC:</b> 2503A-RHR190LW

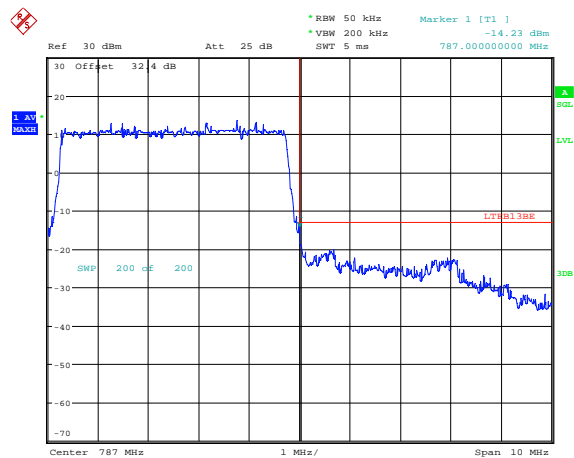
LTE Band 13 Conducted RF Emission Test Data
 cont'd

Figure 3-20a: Band 13 High Channel Mask, 5MHz BW, RB=1



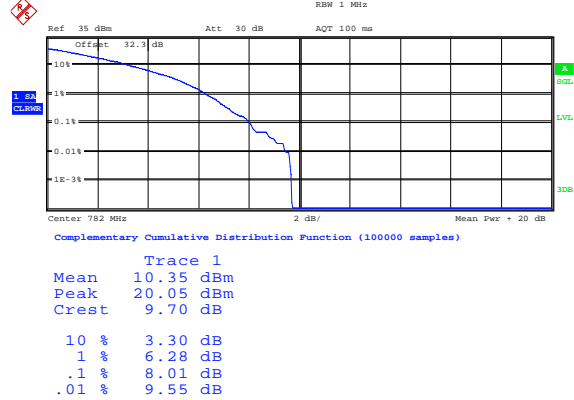
Date: 1.APR.2015 11:41:54

Figure 3-21a: Band 13 High Channel Mask, 5MHz BW, RB=25



Date: 1.APR.2015 11:42:05

Figure 3-22a: Band 13 PAR, 10MHz BW, RB=25

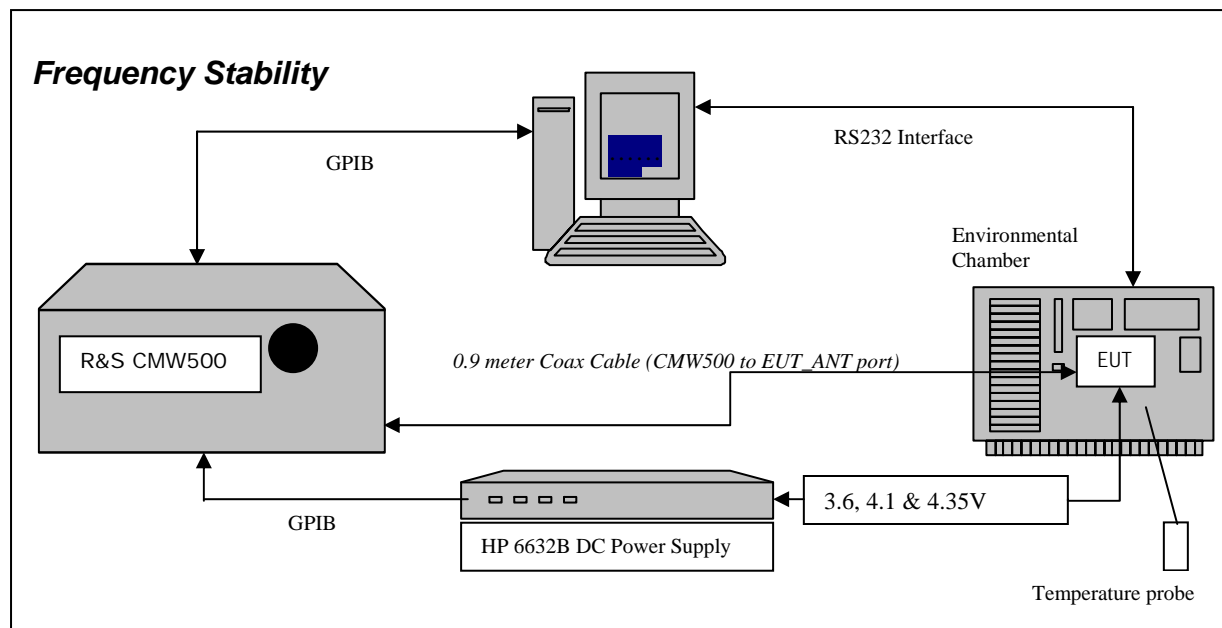


Date: 1.APR.2015 10:09:01

## APPENDIX 6B – LTE Band 13 FREQUENCY STABILITY TEST DATA

<b>BlackBerry</b>	EMC Test Report for the BlackBerry® smartphone Model RHR191LW (SQW100-4) <b>APPENDIX 6B</b>	
<b>Test Report No.:</b> RTS-6067-1505-13	<b>Dates of Test:</b> March 31 to May 11, and June 18, 2015	<b>FCC ID:</b> L6ARHR190LW <b>IC:</b> 2503A-RHR190LW

### LTE Band 13 Frequency Stability Test Data



The following measurements were performed by Sijia Li.

## **CFR 47 Chapter 1 - Federal Communications Commission Rules**


### **Part 2 Required Measurements**

#### **2.1055** Frequency Stability - Procedures

- (a,b) Frequency Stability - Temperature Variation
- (d) Frequency Stability - Voltage Variation

*The EUT meets the requirements as stated in CFR 47 chapter 1, Section 27.54, Frequency Stability.*

Frequency Stability measurement devices were configured as presented in the block diagram recording frequency, power, data, temperatures, and stepped voltages controlled via a GPIB interface linked to the Environmental chamber, a DC power supply, and the Communications Test Set. A 0.9-metre coax cable was calibrated to characterize the insertion loss for the transmitted frequencies between the RF input/output of the CMW 500 and the EUT antenna port.

	EMC Test Report for the BlackBerry® smartphone Model RHR191LW (SQW100-4) <b>APPENDIX 6B</b>	
<b>Test Report No.:</b> RTS-6067-1505-13	<b>Dates of Test:</b> March 31 to May 11, and June 18, 2015	<b>FCC ID:</b> L6ARHR190LW <b>IC:</b> 2503A-RHR190LW

## Test Setup:

The EUT was placed in the Temperature chamber and connected to CMW 500 outside as shown in the figure above. Dry air was pumped inside the temperature chamber to maintain a backpressure during the test. The EUT was kept in the off condition at all times except when the following measurements were to be made.

---


The chamber was switched on and the temperature was set to -30°C. After the chamber stabilized at -30 °C there was a soak period of one hour to alleviate moisture in the chamber, the EUT voltage was enabled. The system software recorded the frequency, power, and associated measurements.

A Computer system controlled the automated software. This application was given the command of activating all machines intrinsic to the temperature and voltage tests controlling the CMW 500 via the GPIB Bus. The Environmental Chamber was instructed through an RS-232 serial line. The EUT dialogue was passed through a serial connection.

The EUT repetitively transmitted 100 bursts for each set of programmed parameters recording temperature, voltage settings, and systematically selected frequencies. The power supply was cycled from minimum voltage 3.6 volts, 4.1 volts and to 4.35 volts maximum voltage. The frequency error was measured at a maximum output power and recorded by the automated system test software.

The EUT output power and frequency was measured at 3.6 volts, 4.1 volts and 4.35 volts. The transmit frequency was measured on 782MHz for 10MHz bandwidth with maximum (50) RB. The transmit frequency was varied in 3 steps consisting of 779.5 MHz, 782.0 MHz and 784.5 MHz each was measured under 5 MHz bandwidth with maximum (25) RBs. This frequency was recorded in MHz and deviation from nominal, in Parts Per Million.

After the initial one-hour soak at the beginning of the tests, a period of thirty minutes soak was initialized between each ascending temperature step, before proceeding to the next measurement test cycle.

	EMC Test Report for the BlackBerry® smartphone Model RHR191LW (SQW100-4) <b>APPENDIX 6B</b>	
<b>Test Report No.:</b> RTS-6067-1505-13	<b>Dates of Test:</b> March 31 to May 11, and June 18, 2015	<b>FCC ID:</b> L6ARHR190LW <b>IC:</b> 2503A-RHR190LW

**Procedure:**


The test system software for commencing the Frequency Stability Tests carried through the following cycle.

43. Switch on the HP 6632B power supply; CMW 500 Communications test Set, and Environmental Chamber.
44. Start test program
45. Set the Temperature to –30°C and maintain a period of one- hour soak time, with the EUT supply voltage disabled.
46. Set power supply voltage to 3.6 volts.
47. Set up CMW 500 Radio Communication Tester.
48. Command the CMW 500 to switch to the low channel.
49. Enable the voltage to the EUT, and connect a link to the CMW 500 test set.
50. EUT is commanded to Transmit 100 Bursts.
51. Software logs the following data from the CMW 500, power supply and temperature chamber: Traffic Channel Number, Traffic Channel Frequency, Power Level, Chamber Temperature, Supply Voltage, Power and Frequency Error.
52. The CMW 500 commands the EUT to change frequency to the middle channel and high channel and repeats steps 7 to 9.
53. Repeat steps 5 to 10 changing the supply voltage to 4.1 Volts
54. Increase temperature by 10°C and soak for 1/2 hour.
55. Repeat steps 4 - 12 for temperatures –30°C to 60°C.
56. Repeat steps 5 to 10 changing the supply voltage to 4.35 volts

Procedure 5 to 10 was repeated at room temperature (20°C) with the power supply voltage set to 3.6, 4.1 and 4.35 volts

The maximum frequency error in the LTE Band 13 measured was **0.0093 PPM**.



	EMC Test Report for the BlackBerry® smartphone Model RHR191LW (SQW100-4) <b>APPENDIX 6B</b>	
Test Report No.: RTS-6067-1505-13	Dates of Test: March 31 to May 11, and June 18, 2015	FCC ID: L6ARHR190LW IC: 2503A-RHR190LW


Date of test: April 25, 2015

**LTE Band 13 results (10MHz Bandwidth): channels 23205, 23230 and 23255 @ 20°C  
maximum transmitted power**

Traffic Channel Number	LTE Frequency (MHz)	Voltage (Volts)	Temperature (Celsius)	Frequency Error (Hz)	PPM
23205	779.50	3.6	20	4.75	0.0061
23230	782.00	3.6	20	-3.33	-0.0043
23255	784.50	3.6	20	5.55	0.0071

Traffic Channel Number	LTE Frequency (MHz)	Voltage (Volts)	Temperature (Celsius)	Frequency Error (Hz)	PPM
23205	779.50	4.1	20	3.88	0.0050
23230	782.00	4.1	20	4.52	0.0058
23255	784.50	4.1	20	3.69	0.0047

Traffic Channel Number	LTE Frequency (MHz)	Voltage (Volts)	Temperature (Celsius)	Frequency Error (Hz)	PPM
23205	779.50	4.35	20	4.39	0.0056
23230	782.00	4.35	20	4.39	0.0056
23255	784.50	4.35	20	5.38	0.0069


	EMC Test Report for the BlackBerry® smartphone Model RHR191LW (SQW100-4) <b>APPENDIX 6B</b>	
Test Report No.: RTS-6067-1505-13	Dates of Test: March 31 to May 11, and June 18, 2015	FCC ID: L6ARHR190LW IC: 2503A-RHR190LW

**LTE Band 13 Results (10MHz Bandwidth): channel 23205 @ maximum transmitted power**

Traffic Channel Number	Frequency (MHz)	Voltage (Volts)	Temperature (Celsius)	Frequency Error (Hz)	PPM
23205	779.50	3.6	-30	-3.65	-0.0047
23205	779.50	3.6	-20	4.73	0.0061
23205	779.50	3.6	-10	4.84	0.0062
23205	779.50	3.6	0	3.26	0.0042
23205	779.50	3.6	10	4.48	0.0057
23205	779.50	3.6	20	4.75	0.0061
23205	779.50	3.6	30	4.51	0.0058
23205	779.50	3.6	40	-5.55	-0.0071
23205	779.50	3.6	50	4.88	0.0063
23205	779.50	3.6	60	-4.53	-0.0058

Traffic Channel Number	Frequency (MHz)	Voltage (Volts)	Temperature (Celsius)	Frequency Error (Hz)	PPM
23205	779.50	4.1	-30	5.08	0.0065
23205	779.50	4.1	-20	4.59	0.0059
23205	779.50	4.1	-10	4.55	0.0058
23205	779.50	4.1	0	3.66	0.0047
23205	779.50	4.1	10	5.36	0.0069
23205	779.50	4.1	20	3.88	0.0050
23205	779.50	4.1	30	4.51	0.0058
23205	779.50	4.1	40	-5.64	-0.0072
23205	779.50	4.1	50	-4.95	-0.0064
23205	779.50	4.1	60	-3.65	-0.0047

Traffic Channel Number	Frequency (MHz)	Voltage (Volts)	Temperature (Celsius)	Frequency Error (Hz)	PPM
23205	779.50	4.35	-30	4.11	0.0053
23205	779.50	4.35	-20	-4.06	-0.0052
23205	779.50	4.35	-10	5.72	0.0073
23205	779.50	4.35	0	4.99	0.0064
23205	779.50	4.35	10	3.60	0.0046
23205	779.50	4.35	20	4.39	0.0056
23205	779.50	4.35	30	4.65	0.0060
23205	779.50	4.35	40	-5.34	-0.0069
23205	779.50	4.35	50	-3.56	-0.0046
23205	779.50	4.35	60	-4.11	-0.0053

	EMC Test Report for the BlackBerry® smartphone Model RHR191LW (SQW100-4) <b>APPENDIX 6B</b>	
Test Report No.: RTS-6067-1505-13	Dates of Test: March 31 to May 11, and June 18, 2015	FCC ID: L6ARHR190LW IC: 2503A-RHR190LW


**LTE Band 13 Results(5MHz Bandwidth): channel 23230 @ maximum transmitted power  
(cont'd)**

Traffic Channel Number	Frequency (MHz)	Voltage (Volts)	Temperature (Celsius)	Frequency Error (Hz)	PPM
23230	782.00	3.6	-30	-5.09	-0.0065
23230	782.00	3.6	-20	-3.92	-0.0050
23230	782.00	3.6	-10	4.29	0.0055
23230	782.00	3.6	0	3.76	0.0048
23230	782.00	3.6	10	-4.41	-0.0056
23230	782.00	3.6	20	-3.33	-0.0043
23230	782.00	3.6	30	3.93	0.0050
23230	782.00	3.6	40	-4.42	-0.0057
23230	782.00	3.6	50	-5.99	-0.0077
23230	782.00	3.6	60	-3.16	-0.0040

Traffic Channel Number	Frequency (MHz)	Voltage (Volts)	Temperature (Celsius)	Frequency Error (Hz)	PPM
23230	782.00	4.1	-30	-4.84	-0.0062
23230	782.00	4.1	-20	-5.78	-0.0074
23230	782.00	4.1	-10	-5.35	-0.0068
23230	782.00	4.1	0	3.33	0.0043
23230	782.00	4.1	10	5.71	0.0073
23230	782.00	4.1	20	4.52	0.0058
23230	782.00	4.1	30	-4.51	-0.0058
23230	782.00	4.1	40	-4.66	-0.0060
23230	782.00	4.1	50	5.69	0.0073
23230	782.00	4.1	60	-3.30	-0.0042

Traffic Channel Number	Frequency (MHz)	Voltage (Volts)	Temperature (Celsius)	Frequency Error (Hz)	PPM
23230	782.00	4.35	-30	-4.33	-0.0055
23230	782.00	4.35	-20	-3.92	-0.0050
23230	782.00	4.35	-10	-4.22	-0.0054
23230	782.00	4.35	0	-3.53	-0.0045
23230	782.00	4.35	10	-3.62	-0.0046
23230	782.00	4.35	20	4.39	0.0056
23230	782.00	4.35	30	5.92	0.0076
23230	782.00	4.35	40	-3.69	-0.0047
23230	782.00	4.35	50	5.19	0.0066
23230	782.00	4.35	60	-3.29	-0.0042

This report shall NOT be reproduced except in full without the written consent of BlackBerry RTS - A division of BlackBerry Limited.

	EMC Test Report for the BlackBerry® smartphone Model RHR191LW (SQW100-4) <b>APPENDIX 6B</b>	
Test Report No.: RTS-6067-1505-13	Dates of Test: March 31 to May 11, and June 18, 2015	FCC ID: L6ARHR190LW IC: 2503A-RHR190LW


**LTE Band 13 Results(5MHz Bandwidth): channel 23255 @ maximum transmitted power**

Traffic Channel Number	Frequency (MHz)	Voltage (Volts)	Temperature (Celsius)	Frequency Error (Hz)	PPM
23255	784.50	3.6	-30	-3.82	-0.0049
23255	784.50	3.6	-20	3.68	0.0047
23255	784.50	3.6	-10	5.38	0.0069
23255	784.50	3.6	0	3.96	0.0050
23255	784.50	3.6	10	4.99	0.0064
23255	784.50	3.6	20	5.55	0.0071
23255	784.50	3.6	30	4.42	0.0056
23255	784.50	3.6	40	-4.63	-0.0059
23255	784.50	3.6	50	-4.28	-0.0055
23255	784.50	3.6	60	4.12	0.0053

Traffic Channel Number	Frequency (MHz)	Voltage (Volts)	Temperature (Celsius)	Frequency Error (Hz)	PPM
23255	784.50	4.1	-30	4.94	0.0063
23255	784.50	4.1	-20	-4.91	-0.0063
23255	784.50	4.1	-10	4.72	0.0060
23255	784.50	4.1	0	7.28	<b>0.0093</b>
23255	784.50	4.1	10	4.01	0.0051
23255	784.50	4.1	20	3.69	0.0047
23255	784.50	4.1	30	5.35	0.0068
23255	784.50	4.1	40	3.95	0.0050
23255	784.50	4.1	50	4.26	0.0054
23255	784.50	4.1	60	-2.92	-0.0037

Traffic Channel Number	Frequency (MHz)	Voltage (Volts)	Temperature (Celsius)	Frequency Error (Hz)	PPM
23255	784.50	4.35	-30	3.91	0.0050
23255	784.50	4.35	-20	6.79	0.0087
23255	784.50	4.35	-10	6.64	0.0085
23255	784.50	4.35	0	3.85	0.0049
23255	784.50	4.35	10	3.93	0.0050
23255	784.50	4.35	20	5.38	0.0069
23255	784.50	4.35	30	3.48	0.0044
23255	784.50	4.35	40	-2.99	-0.0038
23255	784.50	4.35	50	3.85	0.0049
23255	784.50	4.35	60	-4.01	-0.0051

## APPENDIX 6C – LTE Band 13 RADIATED EMISSIONS TEST DATA

	EMC Test Report for the BlackBerry® smartphone Model RHR191LW (SQW100-4) <b>APPENDIX 6C</b>		
<b>Test Report No.:</b> RTS-6067-1505-13	<b>Dates of Test:</b> March 31 to May 11, and June 18, 2015	<b>FCC ID:</b> L6ARHR190LW <b>IC:</b> 2503A-RHR190LW	

### Radiated Power Test Data Results

The following measurements were performed by Shiva Kumbham.

Date of Test: April 15, 2015

The environmental tests conditions were: Temperature: 27.4 °C  
Relative Humidity: 13 %

The BlackBerry® smartphone was standalone, with horizontal top pointing up the RX antenna when the turntable is at 0 degree position.

Measurements were performed with QPSK and 16QAM modulations. The smallest test margins are reported below.

Test Distance was 3.0 meters with the RX antenna height scans between 3-4 meters height.

#### **LTE Band 13, 5MHz BW, RB=25, QPSK modulation**

EUT				Rx Antenna		Spectrum Analyzer		Substitution Method					
								Tracking Generator					
Type	Ch	Frequency (MHz)	Band	Type	Pol.	Reading (dBm)	Max (V,H) (dBm)	Pol.  Tx-Rx	Reading (dBm)	Corrected Reading (relative to Dipole)		Limit (dBm)	Diff. To Limit (dB)
										(dBm)	(W)		
F0	23205	779.50	13	Dipole	V	-41.94	-29.33	V-V	4.91	22.87	0.19	35.0	12.13
F0	23205	779.50	13	Dipole	H	-29.33		H-H	1.63				
F0	23230	782.00	13	Dipole	V	-41.95	-29.60	V-V	4.77	22.73	0.19	35.0	12.27
F0	23230	782.00	13	Dipole	H	-29.60		H-H	1.60				
F0	23254	784.40	13	Dipole	V	-41.73	-29.44	V-V	5.22	23.11	0.20	35.0	11.89
F0	23254	784.40	13	Dipole	H	-29.44		H-H	2.09				

#### **LTE Band 13, 5MHz BW, RB=25, 16QAM modulation**

EUT				Rx Antenna		Spectrum Analyzer		Substitution Method					
								Tracking Generator					
Type	Ch	Frequency (MHz)	Band	Type	Pol.	Reading (dBm)	Max (V,H) (dBm)	Pol.  Tx-Rx	Reading (dBm)	Corrected Reading (relative to Dipole)		Limit (dBm)	Diff. To Limit (dB)
										(dBm)	(W)		
F0	23205	779.50	13	Dipole	V	-42.95	-31.10	V-V	3.10	21.06	0.13	35.0	13.94
F0	23205	779.50	13	Dipole	H	-31.10		H-H	-0.16				
F0	23230	782.00	13	Dipole	V	-42.81	-30.51	V-V	3.82	21.78	0.15	35.0	13.22
F0	23230	782.00	13	Dipole	H	-30.51		H-H	0.74				
F0	23254	784.40	13	Dipole	V	-42.50	-30.17	V-V	4.52	22.41	0.17	35.0	12.59
F0	23254	784.40	13	Dipole	H	-30.17		H-H	1.34				

This report shall **NOT** be reproduced except in full without the written consent of BlackBerry RTS - A division of BlackBerry Limited.

Copyright 2005-2015

Page 222 of 249



## APPENDIX 7A– LTE Band 17 CONDUCTED RF EMISSIONS TEST DATA/PLOTS

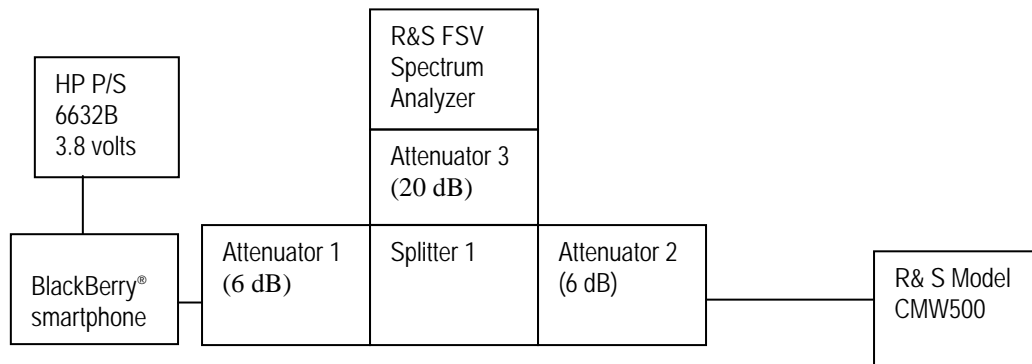


<b>BlackBerry</b>	EMC Test Report for the BlackBerry® smartphone Model RHR191LW (SQW100-4) <b>APPENDIX 7A</b>	
<b>Test Report No.:</b> RTS-6067-1505-13	<b>Dates of Test:</b> March 31 to May 11, and June 18, 2015	<b>FCC ID:</b> L6ARHR190LW <b>IC:</b> 2503A-RHR190LW

### LTE Band 17 Conducted RF Emission Test Data

This appendix contains measurement data pertaining to conducted spurious emissions, 99% power bandwidth and the channel mask.

#### Test Setup Diagram




A reference offset of 31.4 dB was applied to the spectrum analyzer reference level for the attenuators and coaxial cable loss in the test circuit.

<u>UNIT</u>	<u>MANUFACTURER</u>	<u>MODEL</u>	<u>SERIAL NUMBER</u>
Attenuator 1	Mini-Circuits	BW-S6W2+	0647
Attenuator 2	Mini-Circuits	BW-S6W2+	0648
Attenuator 3	Mini-Circuits	BW-S20-2W263+	1234
Splitter 1	Weinschel	1515	MES 92

Date of Test: March 31 to May 11, 2015.

The environmental test conditions were: Temperature: 21.8 – 22.5°C  
Relative Humidity: 19 – 40%

The following measurements were performed by Sijia Li.

	EMC Test Report for the BlackBerry® smartphone Model RHR191LW (SQW100-4) <b>APPENDIX 7A</b>	
Test Report No.: RTS-6067-1505-13	Dates of Test: March 31 to May 11, and June 18, 2015	FCC ID: L6ARHR190LW IC: 2503A-RHR190LW

### LTE Band 17 Conducted RF Emission Test Data cont'd

#### Emission Designator Table

Frequency Range (MHz)	Conducted Output Power (dBm)	Emission Designator	Band	Bandwidth (MHz)	Modulation
706.5-713.5	23.22	4M48G7D	LTE B17	5	QPSK
706.5-713.5	22.47	4M47D7W	LTE B17	5	16QAM
709-711	23.34	8M95G7D	LTE B17	10	QPSK
709-711	22.80	8M93D7W	LTE B17	10	16QAM

**The conducted spurious emissions** – As per 47 CFR 2.202, CFR 2.1046, CFR 27.53 CFR 27.54, CFR 27.50, RSS-139 were measured from 30 MHz to 20 GHz.

#### **–26 dBc Bandwidth and Occupied Bandwidth (99%)**


the modulation spectrum was measured by both methods of 99% power bandwidth and –26 dBc bandwidth for each 5MHz and 10MHz with Resource Block allocations 50 and 25 for LTE band 17.

QPSK and 16-QAM modulations were applied to each of the bandwidths. Only the worst case measurements are documented in this report.

The resolution bandwidth required for out-of-band emissions in the 1 MHz bands immediately outside and adjacent to the frequency block, was determined to be at least 1% of the emission bandwidth.

The worst case –26dBc bandwidth for LTE band 17 was measured to be 9.27MHz. Results were derived in a 100 kHz resolution bandwidth.

On any frequency outside the frequency block and outside the adjacent 1 MHz bands, a resolution bandwidth of at least 1 MHz was applied.

	EMC Test Report for the BlackBerry® smartphone Model RHR191LW (SQW100-4) <b>APPENDIX 7A</b>	
Test Report No.: RTS-6067-1505-13	Dates of Test: March 31 to May 11, and June 18, 2015	FCC ID: L6ARHR190LW IC: 2503A-RHR190LW

### **Test Data for LTE Band 17 selected Frequencies in 10MHz BW (RB = 50)**

LTE Band 17 Frequency (MHz)	26dBc Occupied Bandwidth (MHz)	99% Occupied Bandwidth (MHz)	
	QPSK	QPSK	16-QAM
709.0	9.27	8.990	8.966
710.0	9.24	8.966	8.966
711.0	9.24	8.942	8.966

### **Peak to Average Ratio (PAR)**

For each 5MHz and 10MHz with Resource Block allocations 50,25 and 15 as per scalable bandwidths for LTE band 17, the peak to average ratio was measured on the low, middle and high channels with QPSK modulation.

On any frequency outside the frequency block and outside the adjacent 1 MHz bands, a resolution bandwidth of at least 1 MHz was applied.

The worst case measured was 10.48 dB on in 10MHz bandwidth with Resource Block allocation 50.


### **Measurement Plots for LTE Band 17**

See Figures 6-1a to 6-12a for the plots of the conducted spurious emissions.

See Figures 6-19a to 6-24a and 6-37a to 6-39a for the plots of 99% Occupied Bandwidth and -26 dBc Bandwidth.

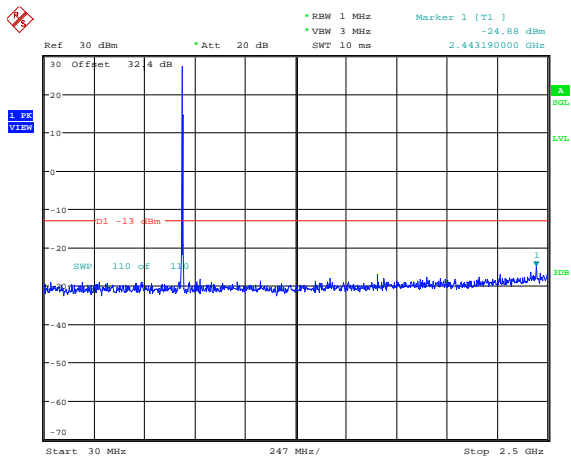
See Figures 6-25a to 6-32a for the plots of the Channel mask.

See Figures 6-33a to 6-36a for the plots of the Peak to Average Ratio.

	EMC Test Report for the BlackBerry® smartphone Model RHR191LW (SQW100-4) <b>APPENDIX 7A</b>	
Test Report No.: RTS-6067-1505-13	Dates of Test: March 31 to May 11, and June 18, 2015	FCC ID: L6ARHR190LW IC: 2503A-RHR190LW

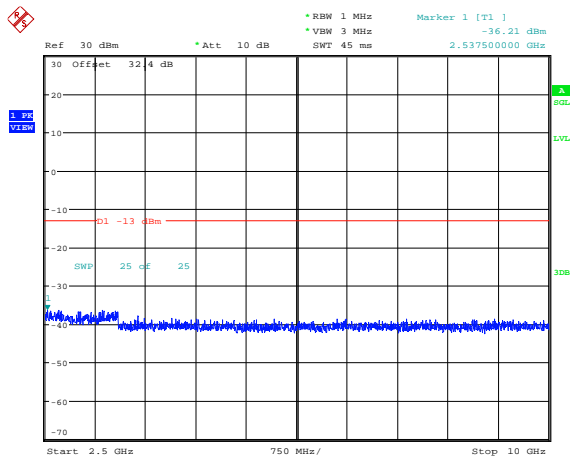
LTE Band 17 Conducted RF Emission Test Data cont'd

**Figure 6-1a: Band 17, Spurious Conducted Emissions, Low channel, 10MHz BW (RB= 1)**



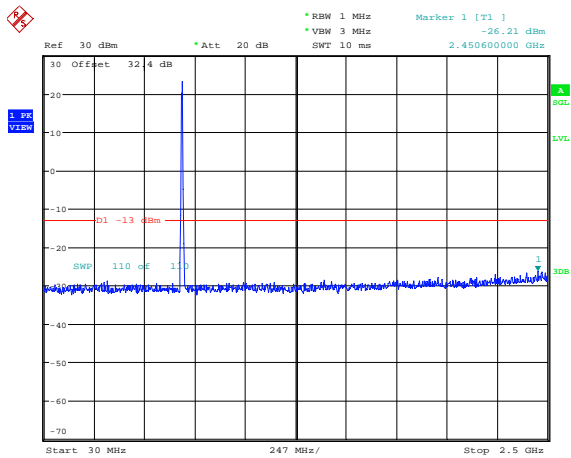
Date: 25.APR.2015 16:17:21

**Figure 6-2a: Band 17, Spurious Conducted Emissions, Low channel, 10MHz BW (RB= 1)**



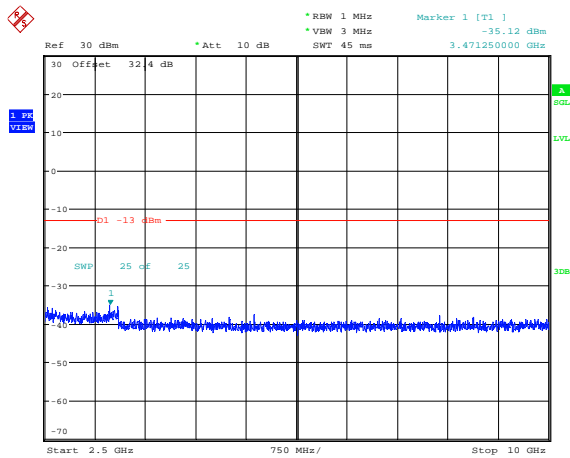
Date: 25.APR.2015 16:17:27

**Figure 6-3a: Band 17, Spurious Conducted Emissions, Middle channel, 10MHz BW (RB= 25)**




Date: 25.APR.2015 16:17:38

**Figure 6-4a: Band 17, Spurious Conducted Emissions, Middle channel, 10MHz BW (RB= 25)**



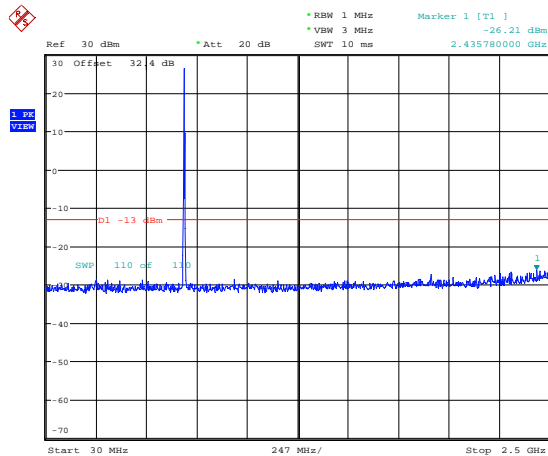
Date: 25.APR.2015 16:17:44



	EMC Test Report for the BlackBerry® smartphone Model RHR191LW (SQW100-4) <b>APPENDIX 7A</b>	
<b>Test Report No.:</b> RTS-6067-1505-13	<b>Dates of Test:</b> March 31 to May 11, and June 18, 2015	<b>FCC ID:</b> L6ARHR190LW <b>IC:</b> 2503A-RHR190LW

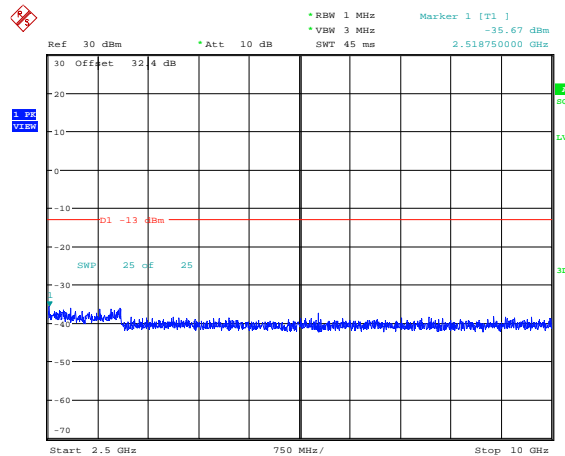
## LTE Band 17 Conducted RF Emission Test Data cont'd

**Figure 6-9a: Band 17, Spurious Conducted Emissions, Middle Channel, 5MHz BW (RB= 15)**



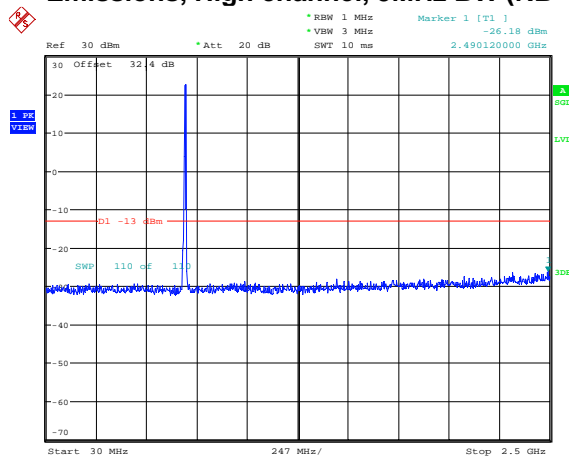
Date: 25.APR.2015 16:18:42

**Figure 6-10a: Band 17, Spurious Conducted Emissions, High Channel, 5MHz BW (RB= 15)**



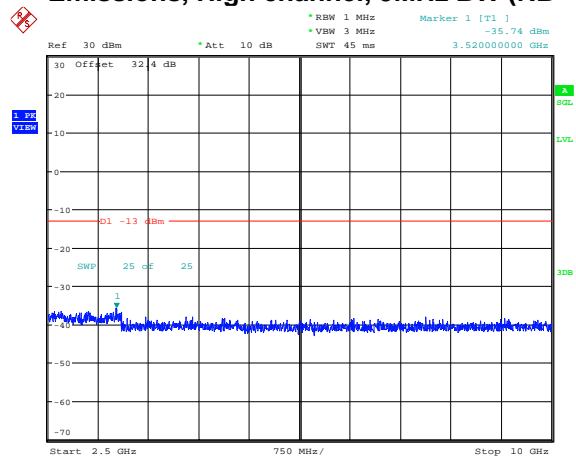
Date: 25.APR.2015 16:18:48

**Figure 6-11a: Band 17, Spurious Conducted Emissions, High channel, 5MHz BW (RB= 25)**




Date: 25.APR.2015 16:19:03

**Figure 6-12a: Band 17, Spurious Conducted Emissions, High channel, 5MHz BW (RB= 25)**

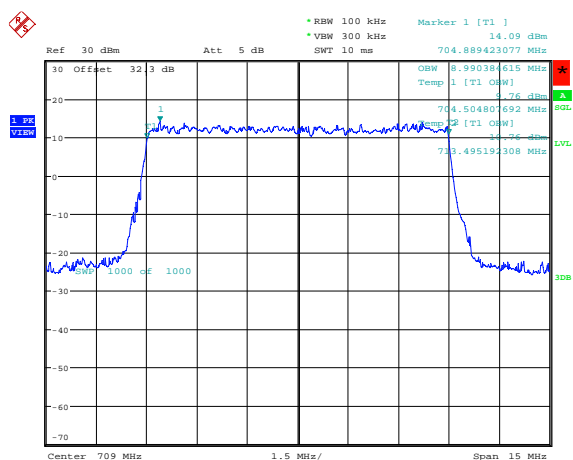


Date: 25.APR.2015 16:19:09

	EMC Test Report for the BlackBerry® smartphone Model RHR191LW (SQW100-4) <b>APPENDIX 7A</b>	
<b>Test Report No.:</b> RTS-6067-1505-13	<b>Dates of Test:</b> March 31 to May 11, and June 18, 2015	<b>FCC ID:</b> L6ARHR190LW <b>IC:</b> 2503A-RHR190LW

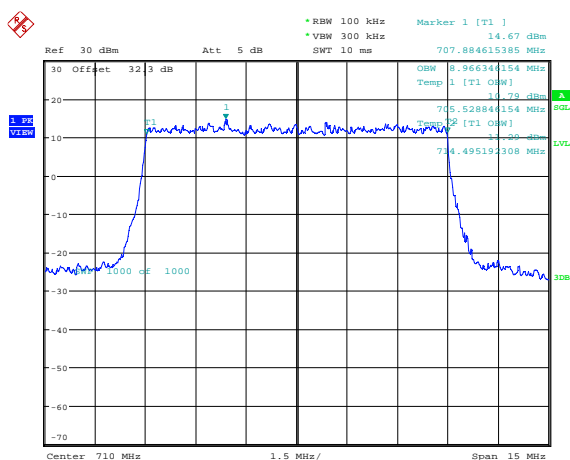
## LTE Band 17 Conducted RF Emission Test Data cont'd

**Figure 6-13a: Occupied Bandwidth, Band 17 Low Channel, 10MHz BW, RB=50**



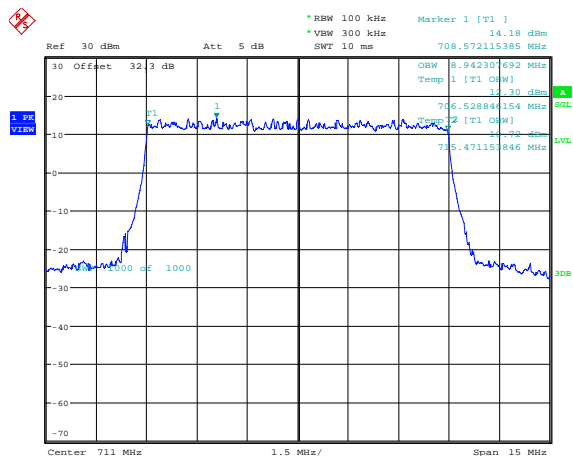
Date: 1.APR.2015 10:30:49


**Figure 6-14a: Occupied Bandwidth, Band 17 Middle Channel, 10MHz BW, RB=50**



Date: 1.APR.2015 10:31:39

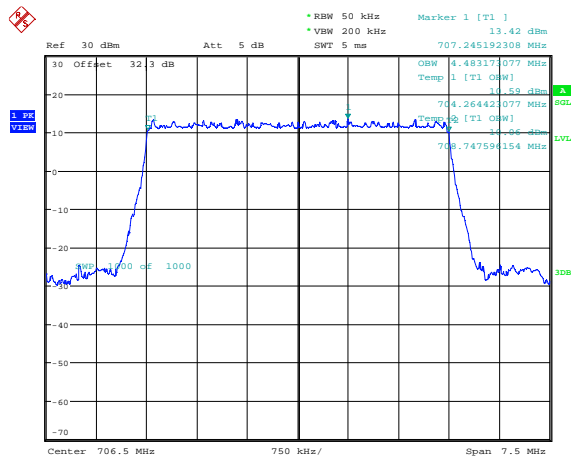
**Figure 6-15a: Occupied Bandwidth, Band 17 High Channel, 10MHz BW, RB=50**



	EMC Test Report for the BlackBerry® smartphone Model RHR191LW (SQW100-4) <b>APPENDIX 7A</b>	
<b>Test Report No.:</b> RTS-6067-1505-13	<b>Dates of Test:</b> March 31 to May 11, and June 18, 2015	<b>FCC ID:</b> L6ARHR190LW <b>IC:</b> 2503A-RHR190LW

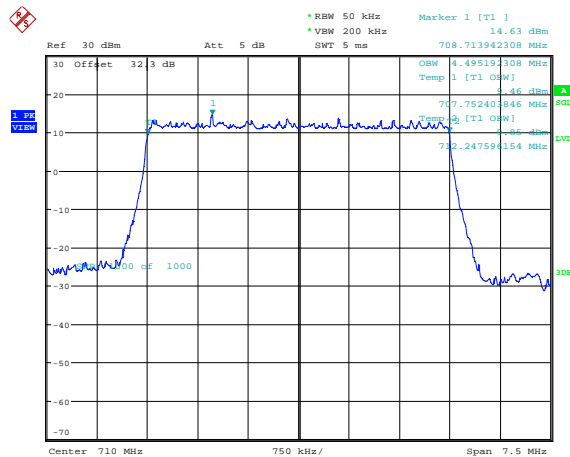
## LTE Band 17 Conducted RF Emission Test Data cont'd

**Figure 6-16a: Occupied Bandwidth, Band 5 Low Channel, 5MHz BW, RB=25**



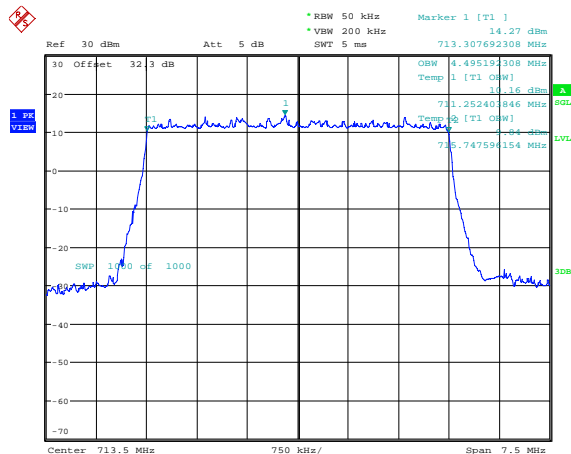
Date: 1.APR.2015 10:35:26

**Figure 6-17a: Occupied Bandwidth, Band 5 Middle Channel, 5MHz BW, RB=25**




Date: 1.APR.2015 10:35:56

**Figure 6-18a: Occupied Bandwidth, Band 5 High Channel, 5MHz BW, RB=25**

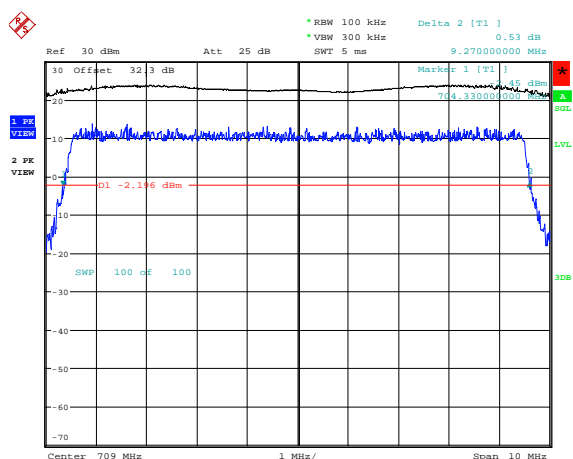




	EMC Test Report for the BlackBerry® smartphone Model RHR191LW (SQW100-4) <b>APPENDIX 7A</b>	
<b>Test Report No.:</b> RTS-6067-1505-13	<b>Dates of Test:</b> March 31 to May 11, and June 18, 2015	<b>FCC ID:</b> L6ARHR190LW <b>IC:</b> 2503A-RHR190LW

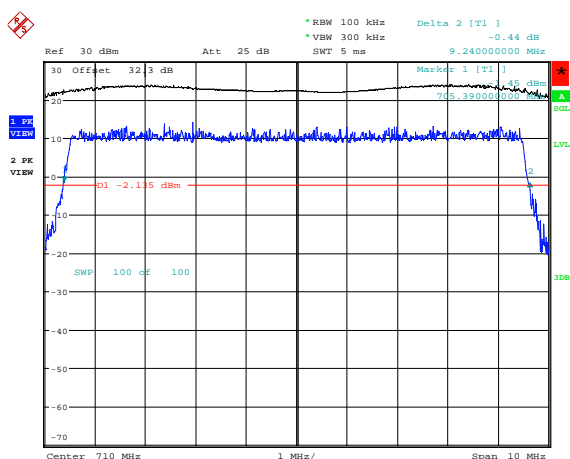
## LTE Band 17 Conducted RF Emission Test Data cont'd

**Figure 6-19a: -26 dBc Bandwidth, Band 17 Low Channel, 10MHz BW, RB=50**



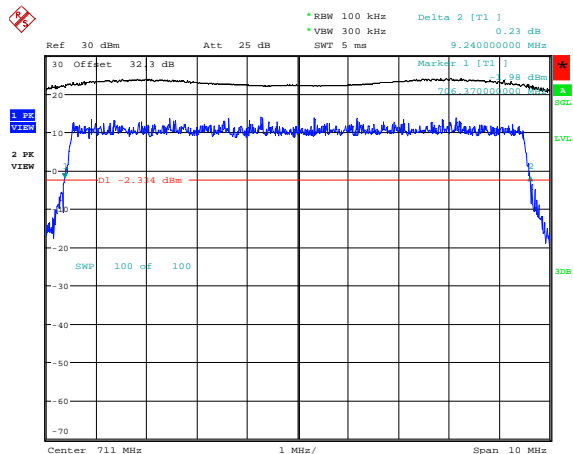
Date: 1.APR.2015 11:52:52

**Figure 6-20a: -26 dBc Bandwidth, Band 17 Middle Channel, 10MHz BW, RB=50**



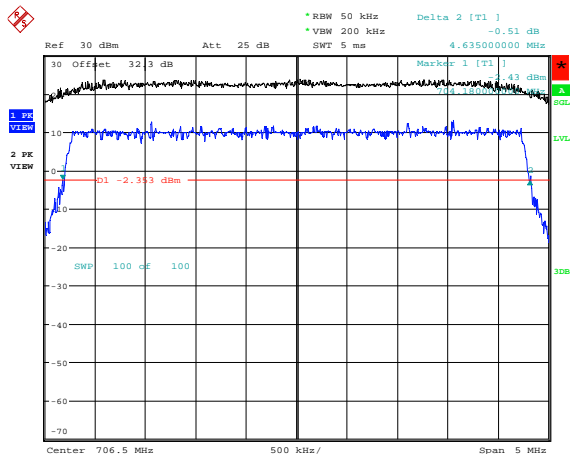
Date: 1.APR.2015 11:53:06

**Figure 6-21a: -26 dBc Bandwidth, Band 17 High Channel, 10MHz BW, RB=50**




Date: 1.APR.2015 11:53:20

**Figure 6-22a: -26 dBc Bandwidth, Band 17 Low Channel, 5MHz BW, RB=25**



Date: 1.APR.2015 11:53:41

	EMC Test Report for the BlackBerry® smartphone Model RHR191LW (SQW100-4) <b>APPENDIX 7A</b>	
<b>Test Report No.:</b> RTS-6067-1505-13	<b>Dates of Test:</b> March 31 to May 11, and June 18, 2015	<b>FCC ID:</b> L6ARHR190LW <b>IC:</b> 2503A-RHR190LW

LTE Band 17 Conducted RF Emission Test Data cont'd

Figure 6-23a: -26 dBc Bandwidth, Band 17 Middle Channel, 5MHz BW, RB=25

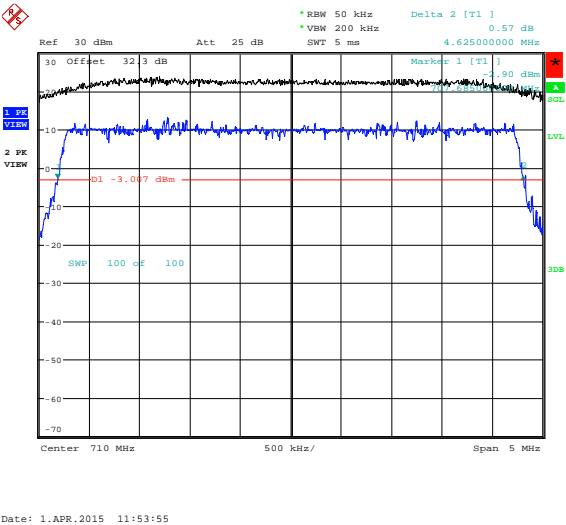


Figure 6-24a: -26 dBc Bandwidth, Band 17 High Channel, 5MHz BW, RB=25

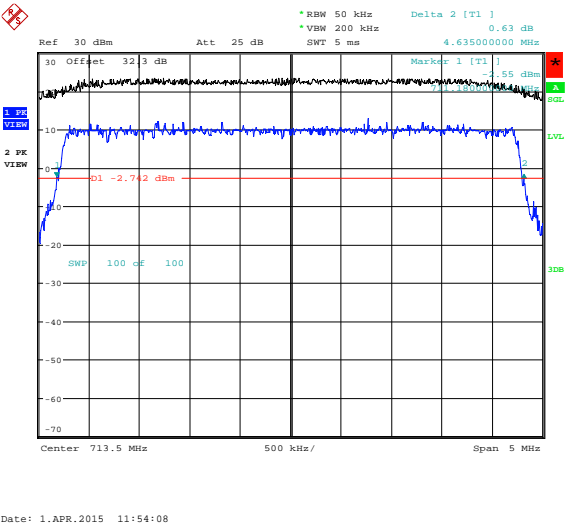


Figure 6-25a: Band 17 Low Channel Mask, 10MHz BW, RB=50

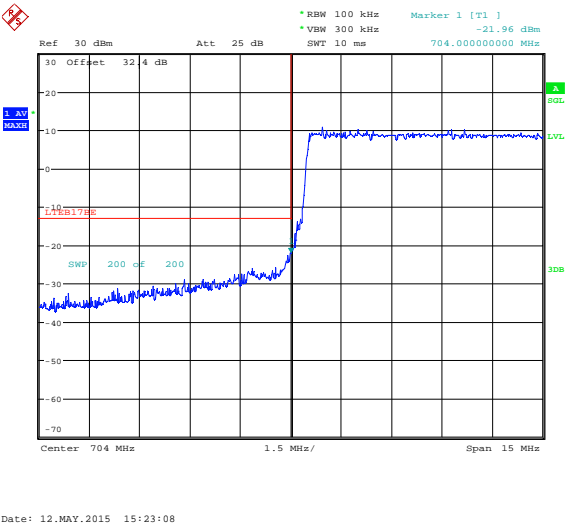
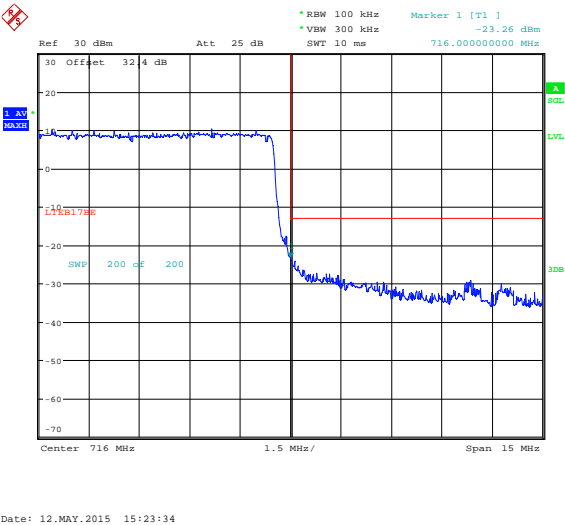



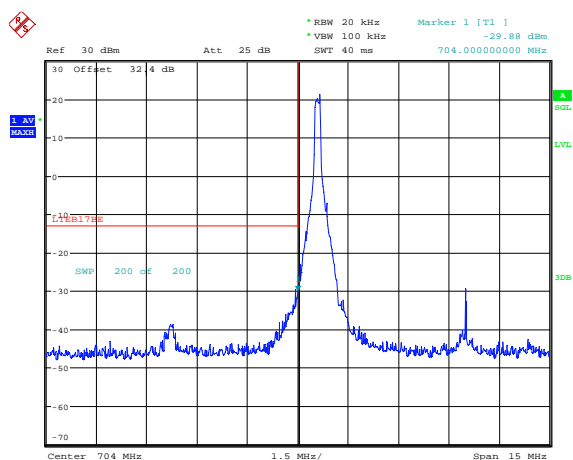
Figure 6-26a: Band 17 High Channel Mask, 10MHz BW, RB=50



	EMC Test Report for the BlackBerry® smartphone Model RHR191LW (SQW100-4) <b>APPENDIX 7A</b>	
<b>Test Report No.:</b> RTS-6067-1505-13	<b>Dates of Test:</b> March 31 to May 11, and June 18, 2015	<b>FCC ID:</b> L6ARHR190LW <b>IC:</b> 2503A-RHR190LW

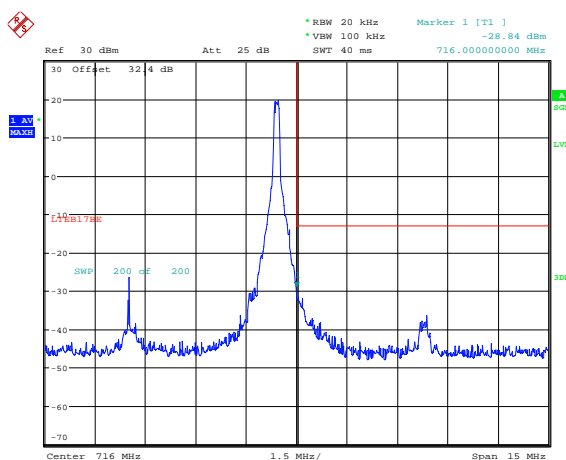
## LTE Band 17 Conducted RF Emission Test Data cont'd

**Figure 6-27a: Band 17 Low Channel Mask, 10MHz  
BW, RB=1**



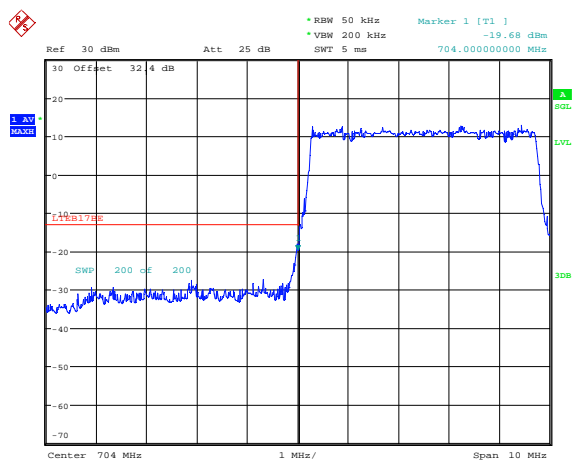
Date: 12.MAY.2015 15:22:53

**Figure 6-28a: Band 17 High Channel Mask, 10MHz  
BW, RB=1**



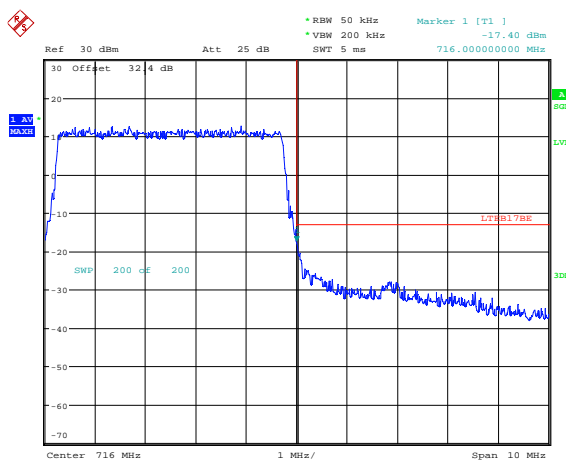
Date: 12.MAY.2015 15:23:24

**Figure 6-29a: Band 17 Low Channel Mask, 5MHz  
BW, RB=25**




Date: 12.MAY.2015 15:24:16

**Figure 6-30a: Band 17 High Channel Mask, 5MHz  
BW, RB=25**

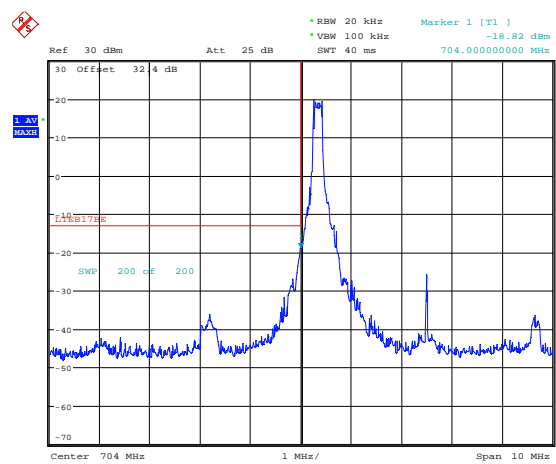


Date: 12.MAY.2015 15:26:55

	EMC Test Report for the BlackBerry® smartphone Model RHR191LW (SQW100-4) <b>APPENDIX 7A</b>	
<b>Test Report No.:</b> RTS-6067-1505-13	<b>Dates of Test:</b> March 31 to May 11, and June 18, 2015	<b>FCC ID:</b> L6ARHR190LW <b>IC:</b> 2503A-RHR190LW

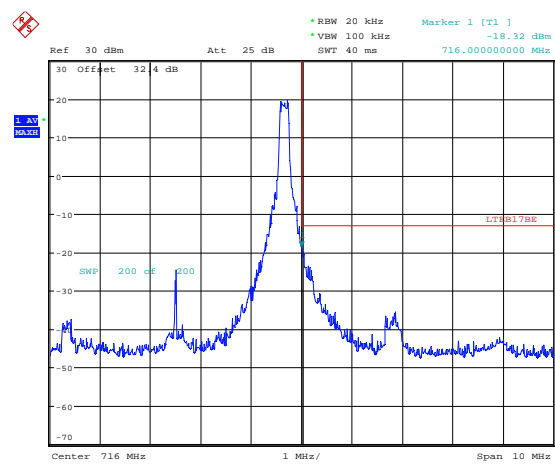
LTE Band 17 Conducted RF Emission Test Data cont'd

Figure 6-31a: Band 17 Low Channel Mask, 5MHz BW, RB=1



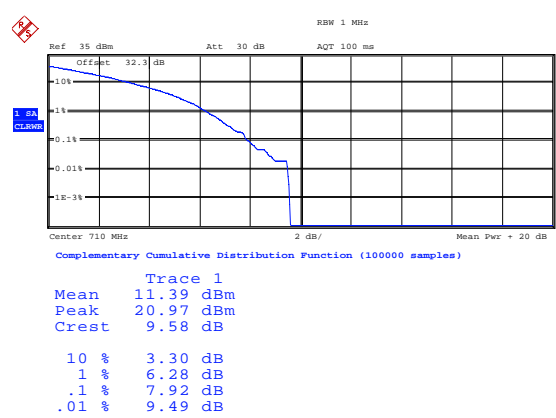
Date: 12.MAY.2015 15:24:03

Figure 6-32a: Band 17 High Channel Mask, 5MHz BW, RB=1



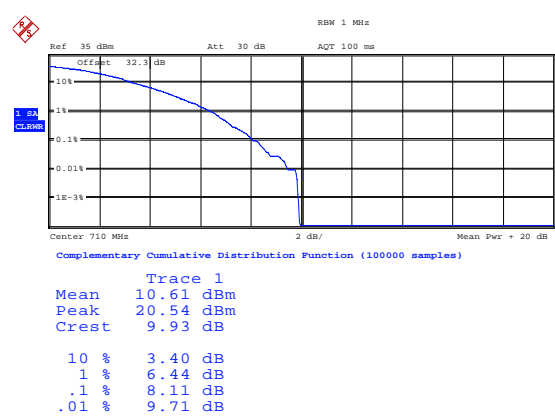
Date: 12.MAY.2015 15:26:46

Figure 6-33a: Band 17 Mid Channel PAR, 10MHz BW, RB=25



Date: 12.MAY.2015 15:35:06

Figure 6-34a: Band 17 Middle Channel PAR, 10MHz BW, RB=50

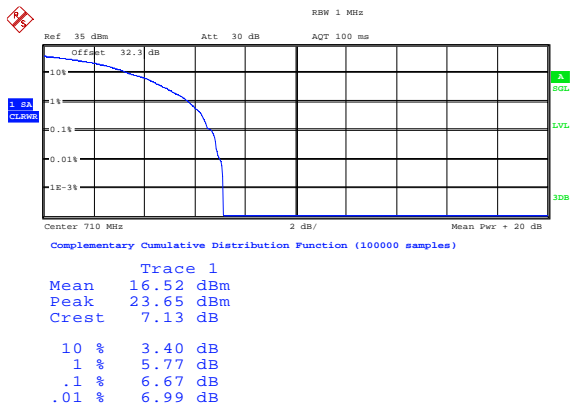


Date: 12.MAY.2015 15:35:11

	EMC Test Report for the BlackBerry® smartphone Model RHR191LW (SQW100-4) <b>APPENDIX 7A</b>	
Test Report No.: RTS-6067-1505-13	Dates of Test: March 31 to May 11, and June 18, 2015	FCC ID: L6ARHR190LW IC: 2503A-RHR190LW

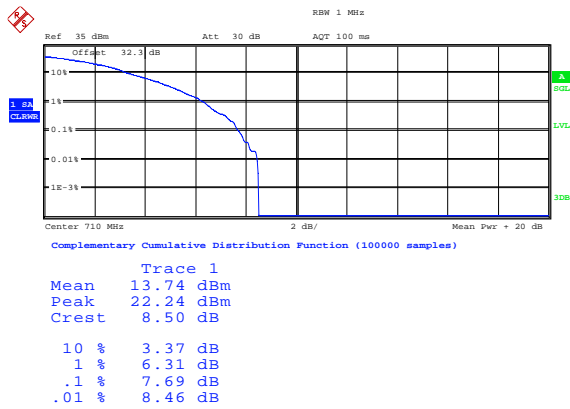
LTE Band 17 Conducted RF Emission Test Data cont'd

**Figure 6-35a: Band 17 Mid Channel PAR, 5MHz  
BW, RB=15**




Date: 12.MAY.2015 15:35:24

**Figure 6-36a: Band 17 Mid Channel PAR, 5MHz  
BW, RB=25**

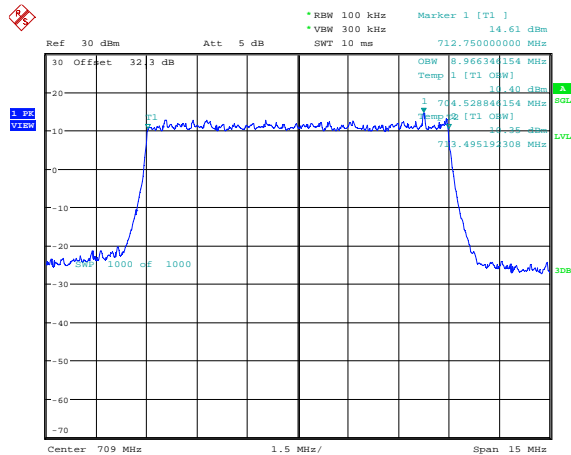


Date: 12.MAY.2015 15:35:29

	EMC Test Report for the BlackBerry® smartphone Model RHR191LW (SQW100-4) <b>APPENDIX 7A</b>	
<b>Test Report No.:</b> RTS-6067-1505-13	<b>Dates of Test:</b> March 31 to May 11, and June 18, 2015	<b>FCC ID:</b> L6ARHR190LW <b>IC:</b> 2503A-RHR190LW

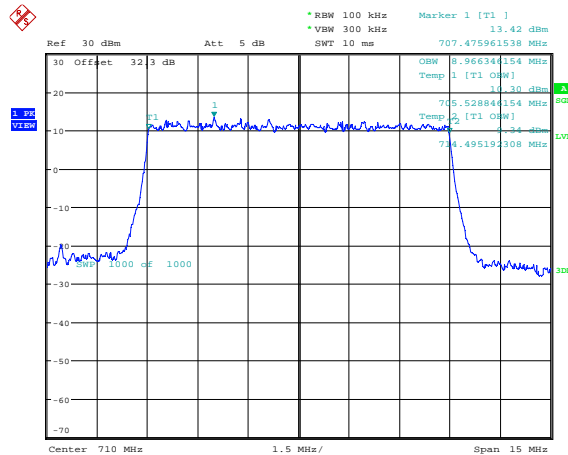
## LTE Band 17 Conducted RF Emission Test Data cont'd

**Figure 6-37a: Occupied Bandwidth, Band 17 Low Channel, 20MHz BW (RB= 100) 16-QAM**



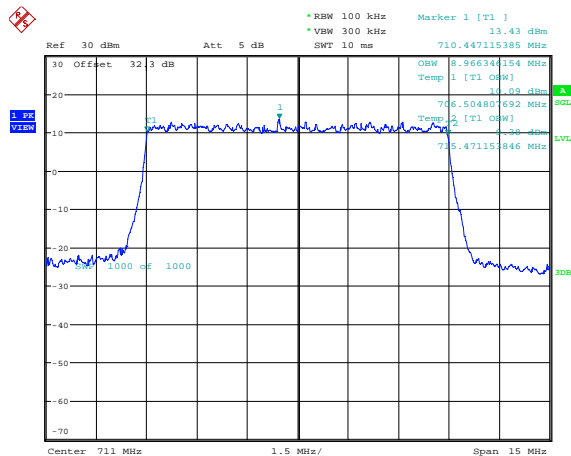
Date: 1.APR.2015 10:33:06

**Figure 6-38a: Occupied Bandwidth, Band 17 Mid Channel, 20MHz BW (RB= 100) 16-QAM**



Date: 1.APR.2015 10:33:59

**Figure 6-39a: Occupied Bandwidth, Band 17 High Channel, 20MHz BW (RB= 100) 16-QAM**

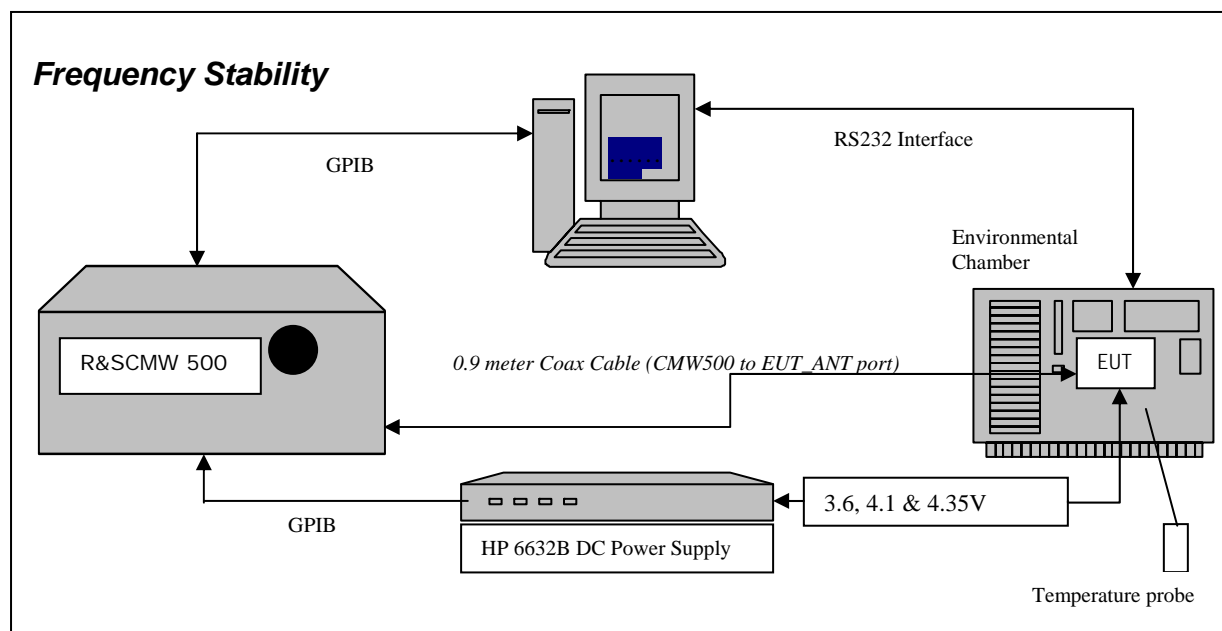


Date: 1.APR.2015 10:34:33

## APPENDIX 7B – LTE Band 17 FREQUENCY STABILITY TEST DATA

<b>BlackBerry</b>	EMC Test Report for the BlackBerry® smartphone Model RHR191LW (SQW100-4) <b>APPENDIX 7B</b>	
<b>Test Report No.:</b> RTS-6067-1505-13	<b>Dates of Test:</b> March 31 to May 11, and June 18, 2015	<b>FCC ID:</b> L6ARHR190LW <b>IC:</b> 2503A-RHR190LW

### LTE Band 17 Frequency Stability Test Data



The following measurements were performed by Sijia Li.

#### **CFR 47 Chapter 1 - Federal Communications Commission Rules**


#### **Part 2 Required Measurements**

- 2.1055** Frequency Stability - Procedures  
 (a,b) Frequency Stability - Temperature Variation  
 (d) Frequency Stability - Voltage Variation

*The EUT meets the requirements as stated in CFR 47 chapter 1, Section 27.54, CFR 47 and RSS-139, 6.3 Frequency Stability.*

Frequency Stability measurement devices were configured as presented in the block diagram recording frequency, power, data, temperatures, and stepped voltages controlled via a GPIB interface linked to the Environmental chamber, a DC power supply, and the Communications Test Set. A 0.9-metre coax cable was calibrated to characterize the insertion loss for the transmitted frequencies between the RF input/output of the CMW 500 and the EUT antenna port.



	EMC Test Report for the BlackBerry® smartphone Model RHR191LW (SQW100-4) <b>APPENDIX 7B</b>	
Test Report No.: RTS-6067-1505-13	Dates of Test: March 31 to May 11, and June 18, 2015	FCC ID: L6ARHR190LW IC: 2503A-RHR190LW

## Test Setup:

The EUT was placed in the Temperature chamber and connected to CMW 500 outside as shown in the figure above. Dry air was pumped inside the temperature chamber to maintain a backpressure during the test. The EUT was kept in the off condition at all times except when the following measurements were to be made.


The chamber was switched on and the temperature was set to -30°C. After the chamber stabilized at -30 °C there was a soak period of one hour to alleviate moisture in the chamber, the EUT voltage was enabled. The system software recorded the frequency, power, and associated measurements.

A Computer system controlled the automated software. This application was given the command of activating all machines intrinsic to the temperature and voltage tests controlling the CMW 500 via the GPIB Bus. The Environmental Chamber was instructed through an RS-232 serial line. The EUT dialogue was passed through a serial connection.

The EUT repetitively transmitted 100 bursts for each set of programmed parameters recording temperature, voltage settings, and systematically selected frequencies. The power supply was cycled from minimum voltage 3.6 volts, to 4.1 volts and to 4.35 volts maximum voltage. The frequency error was measured at a maximum output power and recorded by the automated system test software.

The EUT output power and frequency was measured at 3.6 volts, 4.1 volts and 4.35 volts. The transmit frequency was varied in 3 steps consisting of 709.0 MHz, 710.0 MHz and 711.0 MHz each was measured under 10 MHz bandwidth with maximum (50) RBs. This frequency was recorded in MHz and deviation from nominal, in Parts Per Million.

After the initial one-hour soak at the beginning of the tests, a period of thirty minutes soak was initialized between each ascending temperature step, before proceeding to the next measurement test cycle.

	EMC Test Report for the BlackBerry® smartphone Model RHR191LW (SQW100-4) <b>APPENDIX 7B</b>	
Test Report No.: RTS-6067-1505-13	Dates of Test: March 31 to May 11, and June 18, 2015	FCC ID: L6ARHR190LW IC: 2503A-RHR190LW


Procedure:

The test system software for commencing the Frequency Stability Tests carried through the following cycle.

57. Switch on the HP 6632B power supply; CMW 500 Communications test Set, and Environmental Chamber.
58. Start test program
59. Set the Temperature to –30°C and maintain a period of one- hour soak time, with the EUT supply voltage disabled.
60. Set power supply voltage to 3.6 volts.
61. Set up CMW 500 Radio Communication Tester.
62. Command the CMW 500 to switch to the low channel.
63. Enable the voltage to the EUT, and connect a link to the CMW 500 test set.
64. EUT is commanded to Transmit 100 Bursts.
65. Software logs the following data from the CMW 500, power supply and temperature chamber: Traffic Channel Number, Traffic Channel Frequency, Power Level, Chamber Temperature, Supply Voltage, Power and Frequency Error.
66. The CMW 500 commands the EUT to change frequency to the middle channel and high channel and repeats steps 7 to 9.
67. Repeat steps 5 to 10 changing the supply voltage to 4.1 Volts
68. Increase temperature by 10°C and soak for 1/2 hour.
69. Repeat steps 4 - 12 for temperatures –30°C to 60°C.
70. Repeat steps 5 to 10 changing the supply voltage to 4.35 volts

Procedure 5 to 10 was repeated at room temperature (20°C) with the power supply voltage set to 3.6, 4.1 and 4.35 volts

The maximum frequency error in the LTE band 17 measured was **0.0106 PPM**.


	EMC Test Report for the BlackBerry® smartphone Model RHR191LW (SQW100-4) <b>APPENDIX 7B</b>	
<b>Test Report No.:</b> RTS-6067-1505-13	<b>Dates of Test:</b> March 31 to May 11, and June 18, 2015	<b>FCC ID:</b> L6ARHR190LW <b>IC:</b> 2503A-RHR190LW

LTE Band 17 results: channels 23780, 23790 and 23800 @ 20°C maximum transmitted power

Traffic Channel Number	LTE Frequency (MHz)	Voltage (Volts)	Temperature (Celsius)	Frequency Error (Hz)	PPM
23780	709.0	3.6	20	-3.59	-0.0051
23790	710.0	3.6	20	3.85	0.0054
23800	711.0	3.6	20	3.10	0.0044


Traffic Channel Number	LTE Frequency (MHz)	Voltage (Volts)	Temperature (Celsius)	Frequency Error (Hz)	PPM
23780	709.0	4.1	20	3.89	0.0055
23790	710.0	4.1	20	4.86	0.0068
23800	711.0	4.1	20	2.70	0.0038

Traffic Channel Number	LTE Frequency (MHz)	Voltage (Volts)	Temperature (Celsius)	Frequency Error (Hz)	PPM
23780	709.0	4.35	20	2.98	0.0042
23790	710.0	4.35	20	3.25	0.0046
23800	711.0	4.35	20	2.65	0.0037

	EMC Test Report for the BlackBerry® smartphone Model RHR191LW (SQW100-4) <b>APPENDIX 7B</b>	
Test Report No.: RTS-6067-1505-13	Dates of Test: March 31 to May 11, and June 18, 2015	FCC ID: L6ARHR190LW IC: 2503A-RHR190LW


**LTE band 17 Results: channel 23780 @ maximum transmitted power**

Traffic Channel Number	Frequency (MHz)	Voltage (Volts)	Temperature (Celsius)	Frequency Error (Hz)	PPM
23780	709.0	3.6	-30	-4.28	-0.0060
23780	709.0	3.6	-20	-3.81	-0.0054
23780	709.0	3.6	-10	-3.75	-0.0053
23780	709.0	3.6	0	-3.19	-0.0045
23780	709.0	3.6	10	-3.29	-0.0046
23780	709.0	3.6	20	-3.59	-0.0051
23780	709.0	3.6	30	-3.68	-0.0052
23780	709.0	3.6	40	-5.29	-0.0075
23780	709.0	3.6	50	-4.68	-0.0066
Traffic Channel Number	Frequency (MHz)	Voltage (Volts)	Temperature (Celsius)	Frequency Error (Hz)	PPM
23780	709.0	4.1	-30	-4.56	-0.0064
23780	709.0	4.1	-20	-2.96	-0.0042
23780	709.0	4.1	-10	3.46	0.0049
23780	709.0	4.1	0	-4.58	-0.0065
23780	709.0	4.1	10	-4.23	-0.0060
23780	709.0	4.1	20	3.89	0.0055
23780	709.0	4.1	30	-3.69	-0.0052
23780	709.0	4.1	40	-5.59	-0.0079
23780	709.0	4.1	50	-3.79	-0.0053
Traffic Channel Number	Frequency (MHz)	Voltage (Volts)	Temperature (Celsius)	Frequency Error (Hz)	PPM
23780	709.0	4.35	-30	-5.58	-0.0079
23780	709.0	4.35	-20	-2.85	-0.0040
23780	709.0	4.35	-10	-3.63	-0.0051
23780	709.0	4.35	0	-3.88	-0.0055
23780	709.0	4.35	10	-3.85	-0.0054
23780	709.0	4.35	20	2.98	0.0042
23780	709.0	4.35	30	-3.12	-0.0044
23780	709.0	4.35	40	-5.35	-0.0075
23780	709.0	4.35	50	-4.32	-0.0061

	EMC Test Report for the BlackBerry® smartphone Model RHR191LW (SQW100-4) <b>APPENDIX 7B</b>	
Test Report No.: RTS-6067-1505-13	Dates of Test: March 31 to May 11, and June 18, 2015	FCC ID: L6ARHR190LW IC: 2503A-RHR190LW

**LTE band 5 Results: channel 23790 @ maximum transmitted power**

Traffic Channel Number	Frequency (MHz)	Voltage (Volts)	Temperature (Celsius)	Frequency Error (Hz)	PPM
23790	710.0	3.6	-30	5.48	0.0077
23790	710.0	3.6	-20	4.12	0.0058
23790	710.0	3.6	-10	4.95	0.0070
23790	710.0	3.6	0	3.26	0.0046
23790	710.0	3.6	10	3.75	0.0053
23790	710.0	3.6	20	3.85	0.0054
23790	710.0	3.6	30	-5.02	-0.0071
23790	710.0	3.6	40	-6.21	-0.0087
23790	710.0	3.6	50	5.35	0.0075
Traffic Channel Number	Frequency (MHz)	Voltage (Volts)	Temperature (Celsius)	Frequency Error (Hz)	PPM
23790	710.0	4.1	-30	5.06	0.0071
23790	710.0	4.1	-20	5.15	0.0073
23790	710.0	4.1	-10	6.08	0.0086
23790	710.0	4.1	0	4.86	0.0068
23790	710.0	4.1	10	3.83	0.0054
23790	710.0	4.1	20	4.86	0.0068
23790	710.0	4.1	30	-4.08	-0.0057
23790	710.0	4.1	40	-3.33	-0.0047
23790	710.0	4.1	50	4.22	0.0059
Traffic Channel Number	Frequency (MHz)	Voltage (Volts)	Temperature (Celsius)	Frequency Error (Hz)	PPM
23790	710.0	4.35	-30	5.87	0.0083
23790	710.0	4.35	-20	6.35	0.0089
23790	710.0	4.35	-10	7.54	<b>0.0106</b>
23790	710.0	4.35	0	2.40	0.0034
23790	710.0	4.35	10	4.26	0.0060
23790	710.0	4.35	20	3.25	0.0046
23790	710.0	4.35	30	-5.26	-0.0074
23790	710.0	4.35	40	-5.08	-0.0072
23790	710.0	4.35	50	2.43	0.0034

	EMC Test Report for the BlackBerry® smartphone Model RHR191LW (SQW100-4) <b>APPENDIX 7B</b>	
Test Report No.: RTS-6067-1505-13	Dates of Test: March 31 to May 11, and June 18, 2015	FCC ID: L6ARHR190LW IC: 2503A-RHR190LW

**LTE band 17 Results: channel 23800 @ maximum transmitted power**

Traffic Channel Number	Frequency (MHz)	Voltage (Volts)	Temperature (Celsius)	Frequency Error (Hz)	PPM
23800	711.0	3.6	-30	3.39	0.0048
23800	711.0	3.6	-20	3.52	0.0050
23800	711.0	3.6	-10	6.52	0.0092
23800	711.0	3.6	0	4.28	0.0060
23800	711.0	3.6	10	4.05	0.0057
23800	711.0	3.6	20	3.10	0.0044
23800	711.0	3.6	30	-2.78	-0.0039
23800	711.0	3.6	40	-4.69	-0.0066
23800	711.0	3.6	50	-7.23	-0.0102
23800	711.0	3.6	60	3.39	0.0048
Traffic Channel Number	Frequency (MHz)	Voltage (Volts)	Temperature (Celsius)	Frequency Error (Hz)	PPM
23800	711.0	4.1	-30	-3.16	-0.0044
23800	711.0	4.1	-20	4.51	0.0063
23800	711.0	4.1	-10	3.63	0.0051
23800	711.0	4.1	0	-2.96	-0.0042
23800	711.0	4.1	10	4.05	0.0057
23800	711.0	4.1	20	2.70	0.0038
23800	711.0	4.1	30	-4.49	-0.0063
23800	711.0	4.1	40	-3.78	-0.0053
23800	711.0	4.1	50	-4.29	-0.0060
23800	711.0	4.1	60	-3.16	-0.0044
Traffic Channel Number	Frequency (MHz)	Voltage (Volts)	Temperature (Celsius)	Frequency Error (Hz)	PPM
23800	711.0	4.35	-30	-2.82	-0.0040
23800	711.0	4.35	-20	-3.55	-0.0050
23800	711.0	4.35	-10	2.59	0.0036
23800	711.0	4.35	0	-3.23	-0.0045
23800	711.0	4.35	10	3.73	0.0052
23800	711.0	4.35	20	2.65	0.0037
23800	711.0	4.35	30	-4.01	-0.0056
23800	711.0	4.35	40	-4.08	-0.0057
23800	711.0	4.35	50	-2.68	-0.0038
23800	711.0	4.35	60	-2.82	-0.0040

## APPENDIX 7C – LTE Band 17 RADIATED EMISSIONS TEST DATA





