



INTERTEK TESTING SERVICES

The Worst Case Configuration Photographs

Radiated Emission – DECT Transmission with AC adaptor



Front View




Rear View

The EUT is placed at the center of turntable

INTERTEK TESTING SERVICES

The Worst Case Configuration Photographs

Radiated Emission – DECT Transmission (6V Battery Box)



Front View



Rear View

The EUT is placed at the center of turntable

INTERTEK TESTING SERVICES

The Worst Case Configuration Photographs

AC Conducted Emission – DECT Talk and Charging mode



Front View




Side View 1

INTERTEK TESTING SERVICES

The Worst Case Configuration Photographs

AC Conducted Emission



Side View 2