

Present you with freedom from anxiety



AKOi HEART

— User Manual —

Start-up

Power on

When it is connected to the power with USB charger, it is turned on.

Smartphone APP Installation

Install APP after searching AKOiHEART in the Google Play Store, Apple App Store.

How to Connect Bluetooth

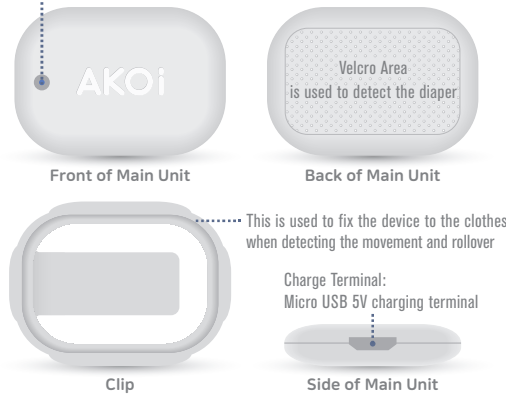
- ① Turn the device on by connecting to the USB charger.
- ② Run AKOiHeart App and touch the Bluetooth Tab at the bottom.
- ③ When AKOI_HEART is touched in the available device list, it will be connected automatically.
- ④ When Bluetooth is connected, Bluetooth icon on the Status Bar is turned on.

Smartphone App Manual

When you install AKOiHeart, it is provided online in the User Manual Tab.

Explanation of Each Part

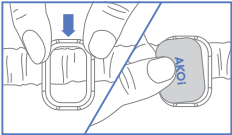
Charging indicator : Red LED turns on during charging
and turns off when charging is completed



How To Use

Movement and Rollover Detection

Put it on your baby's diaper
or pants using AKOiHeart's clip.



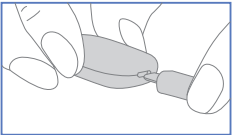
Diaper Condition Detection

Attach AKOiHeart's Velcro to the outside
of the diaper where urine collects
(Twist it slightly so that it is firmly fixed).



Charging of AKOiHeart

While charging AKOiHeart,
the sensor detection is not working



Product Specification

Configuration	AKOiHeart, User Manual, USB cable		
Dimension			
Power	Rechargeable Battery LIR2032	Charge	USB 5V 500mA
Bluetooth	BLE 4.2 or higher, Android & IOS	Weight	0.39oz (11g)
Test Frequency	2402~2480 MHz	Material	ABS
Battery Voltage	3.6V	Color	White
Characteristics	Movement Detection, Rollover Detection, Diaper Detection, Embedded Rechargeable Battery, Charge Indicator.		
Certifications			

Warranty Information

Model No.	AKOIHRT20 / AKOIHRT30	Manufacturer	TPNET Co., Ltd.
Warranty Period	1 year from purchase date	Made in	Republic of KOREA
Manufactured Date	Marked separately	Purchase Date	

Precaution

- Prevent the moisture such as water or urine from penetrating inside of the device.
- Use the genuine charging adaptor with certification.
- Prevent the baby from putting this device into mouth.
- Do not put the conductive objects (pin, wire, screw, etc.) inside of device.
- Do not dissemble, repair, modify the device without authorization.
- AKOiHeart may be disconnected depending on the surrounding environment with certain low-power wireless devices
- Any changes or modifications not expressly approved by the party responsible for compliance could void the user's authority to operate this equipment.
- Your AKOiHeart product is a baby care aid, not a medical device, and it is not intended to diagnose, treat, cure or prevent any disease, including Sudden Infant Death Syndrome (SIDS).

Federal Communication Commission Statement

This device complies with Part 15 of the FCC Rules. Operation is subject to the following two conditions: (1) This device may not cause harmful interference, and (2) this device must accept any interference received, including interference that may cause undesired operation.

This equipment has been tested and found to comply with the limits for a Class B digital device, pursuant to Part 15 of the FCC Rules. These limits are designed to provide reasonable protection against harmful interference in a residential installation. This equipment generates, uses and can radiate radio frequency energy and, if not installed and used in accordance with the instructions, may cause harmful interference to radio communications. However, there is no guarantee that interference will not occur in a particular installation.

If this equipment does cause harmful interference to radio or television reception, which can be determined by turning the equipment off and on, the user is encouraged to try to correct the interference by one of the following measures:

- Reorient or relocate the receiving antenna.
- Increase the separation between the equipment and receiver.
- Connect the equipment into an outlet on a circuit different from that to which the receiver is connected.
- Consult the dealer or an experienced radio/TV technician for help.

FCC ID 2ATBS-AKOIHRT20 / AKOIHRT30

Correct disposal



This marking on the Product, accessories or literature indicates that the product and its electronic accessories (e.g. charger, headset, USB cable) should not be disposed of with other household waste. This product is ROHS compliant. This marking on the battery manual or packing indicates that the batteries in this product should not be disposed of with other household waste.

Customer support

Website www.akois.net

Email service@akois.net