

Figure 1: Lower Housing Internal Components




Figure 2: Main PCB Top Side and zoom into Module






Figure 3: Main PCB Bottom Side



Figure 4: Upper Housing Internal Components




Figure 5: RFID PCB front and back






Figure 6: Encoder PCB




Figure 7: LTE Antenna