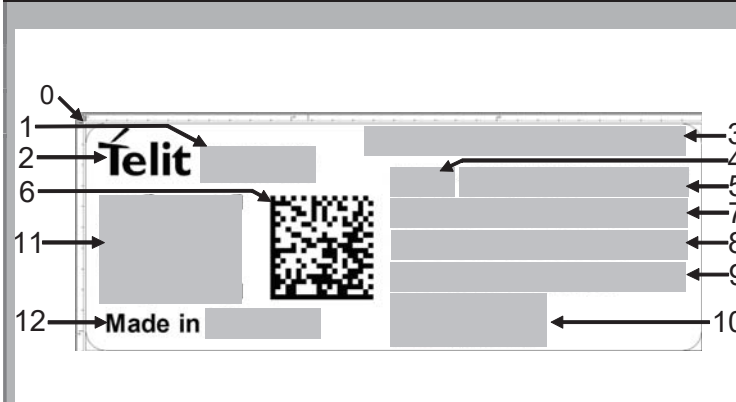




LM960 – Label & Location




2001702123	LM940 DEVICE LABEL LAYOUT	Rev. 2	05/09/2017
------------	---------------------------	--------	------------



Label data	
Raw label code:	1VV0200779
Dimensions:	30 x 11 mm

About the fields positioning, where not differently defined, refer to the drawing.

LABEL SAMPLE



This picture is a sample showing all the applicable options therefore may be different from a real production label.

LAYOUT DESCRIPTION:

- 1) Clear writing of text reported on row 0005 of Master BOM Font Arial-Bold 5pt
- 2) Telit Logo (4,5x2,4mm) (File telit.bmp)
- 3) Clear writing of text reported on row 0085 of Master BOM Font Arial -Bold 4pt
- 4) Clear writing of text reported on row 0080 of Master BOM, Font Arial-Bold 4pt
- 5) Clear writing of ID number as indicated on the P32-EN Product ID number allocation document. Font Arial-Bold 4pt
- 6) Barcode type 2D datamatrix of ID+BSN string formatted as below:

First 15 char (*) = same ID number as reported in **row 5**
next char: ID separator = ;
next char = write the string reported on row 0005 of 3990400xxx Module Part List
Last 9 chars = MM1234567
where
MM = Contract Manufacturer ID number (2 digits with leading zeros) as reported in P32-EN ANNEX
1234567 = serial 7 digits progressive number including leading zeros
Example: 060000123

(*) 14 char for MEID products

Barcode type 2D datamatrix ECC200 size 5 x 5 mm tolerance xy +/- 0.5mm Quite zone: 1,5mm
 Offset between (ref.0) point and barcode upper left corner x=9 mm y=3,5mm tolerance xy +/- 0.5mm.
- 7) Clear writing "**Model:**" followed by the text reported on row 0005 of Master BOM Font Arial-Bold 4pt
- 8) Clear writing of text reported on row 0030 of Master BOM Font Arial-Bold 4pt
- 9) Clear writing of text reported on row 0035 of Master BOM Font Arial-Bold 4pt
- 10) Placement of the logo reported on row 0049 of Master BOM respecting the dimensions in brackets.
- 11) Placement of the logo reported on row 0060 of Master BOM respecting the dimensions in brackets.
- 12) "**Made in** _____" Write the name of Production country Font Arial-Bold 3,5pt

NOTE: If in Master BOM the lines to which reference is done on layout specification don't exist, the field on the label is not applicable and therefore must not be filled.

MODULES LABELLING LAYOUT

Code: 30545ST10797A

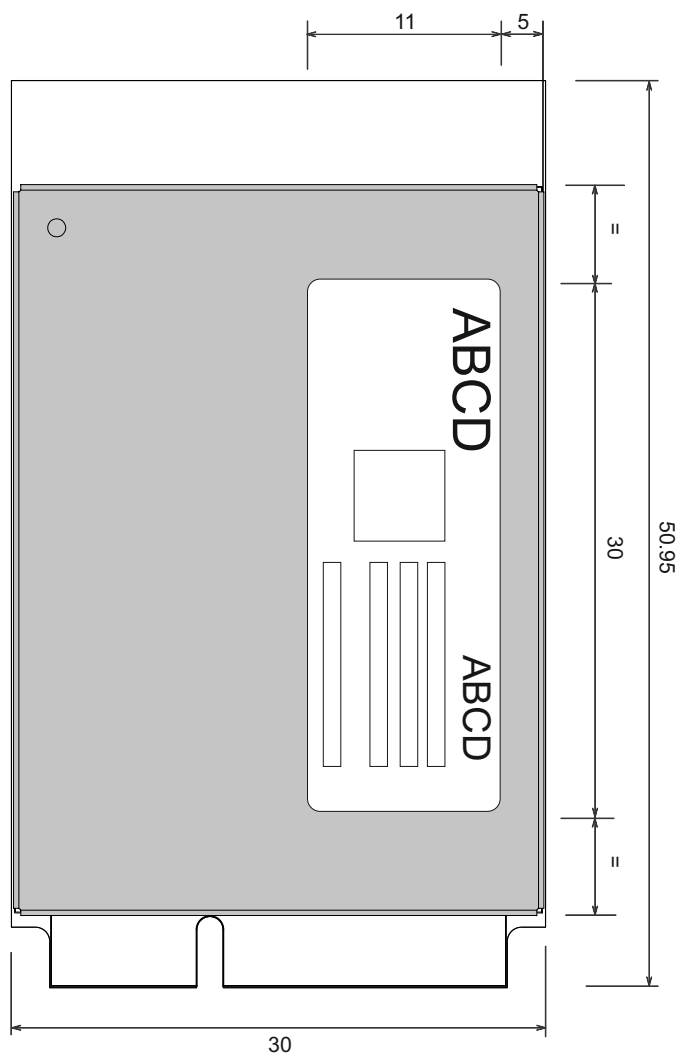
LM940/LM960 MPCle MODULE

REV

2

DATE

2017/12/20



DEVICE BACK LABEL

RAW label: 1VV0200779

Dimensions (LxH): 30x11mm

General Tolerance: +/- 0,4mm

A woman with long brown hair is looking at a tablet. She is standing in front of a large window that looks out onto a city at night. The city lights are blurred, creating a bokeh effect. The woman is wearing a dark blue patterned top. An orange speech bubble with the text "Thank you!" is overlaid on the image.

Thank you!

Telit reserves all rights to this document and the information contained herein. Products, names, logos and designs described herein may in whole or in part be subject to intellectual property rights. The information contained herein is provided "as is." No warranty of any kind, either express or implied, is made in relation to the accuracy, reliability, fitness for a particular purpose or content of this document. This document may be revised by Telit at any time. For most recent documents, please visit www.telit.com | © 2018 Telit

