

Model Number: ZJ-YBCDS-RGB1-I40A
Product Name: RGB BT Sound-Control LED Controller(DSeries)

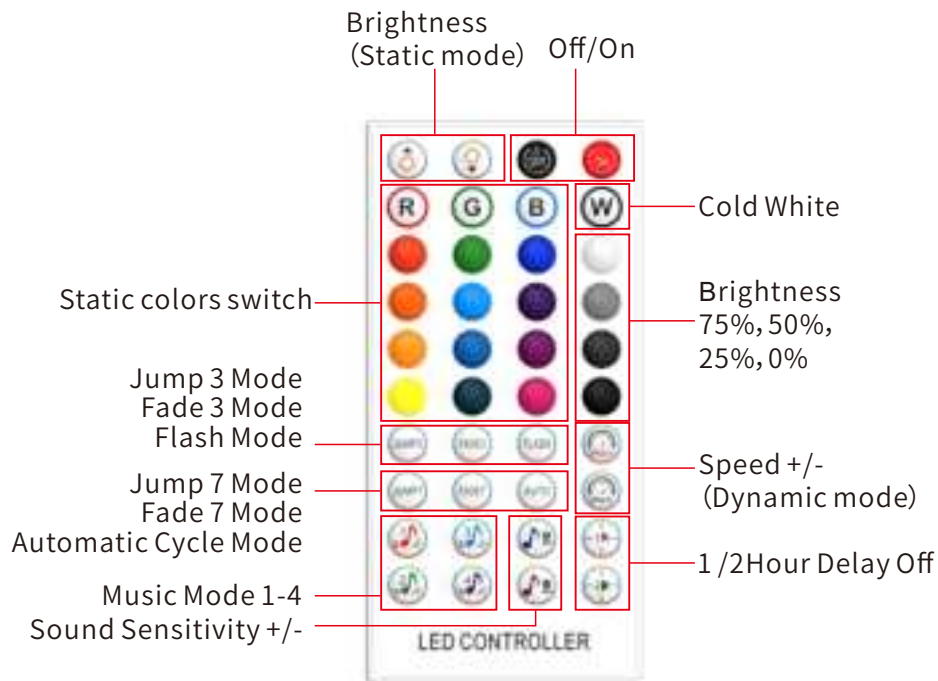


I: Product Parameter:

Category	LED Controller
Domination Principle	BT
APP	ZENGGE
Language	Chinese, English, German, French, Spanish, Czech, Hindi, Italian, Japanese, Korean, Polski, Portuguese, Russian
Operation Platform	Android 6.0or IOS 11
LED Drive Type	Constant voltage:MOSFET
Channels	GRB
Input Voltage	DC(5-24)V
Max Output Power	144W
Work For	LED Strip or other constant voltage lights
Connect Method	Common Anode
Working Temperature	-20~+55°C
Control Distance	BT:20m
Certification	CE, RoHS,FCC
Warranty	1 Year
Net Weight	20.6g
Dimension(L*B*H)	50MM*30MM*19MM



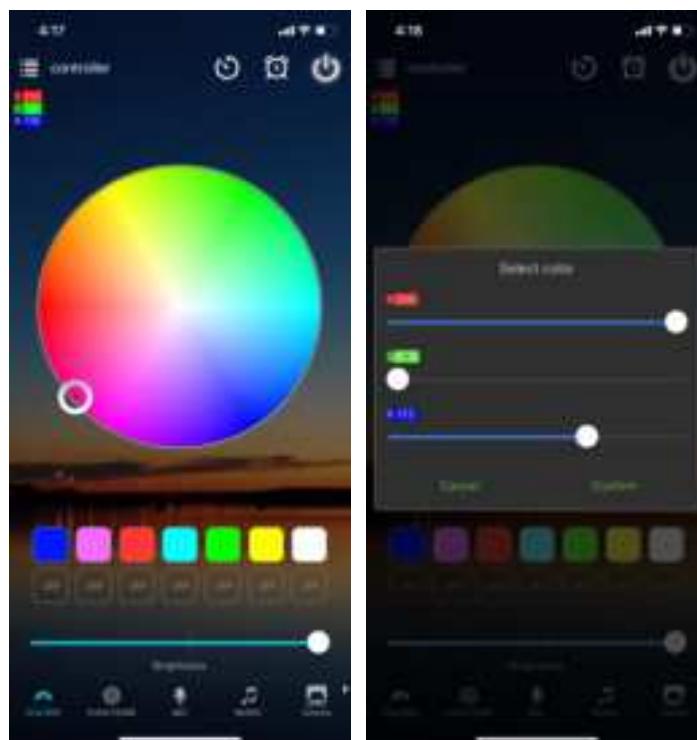
II: Remote Controller Instruction



III: APP Interface Instruction

a) Colors

Support 16 million colors control and brightness adjustment. 5 own created colors and brightness level will be stored by pressing long on the "DIY" button and recalled by short pressing the same button. On the display top left corner, the individual channels R/G/B can be called separately and adjusted from 0-255 to obtain the desired colors.



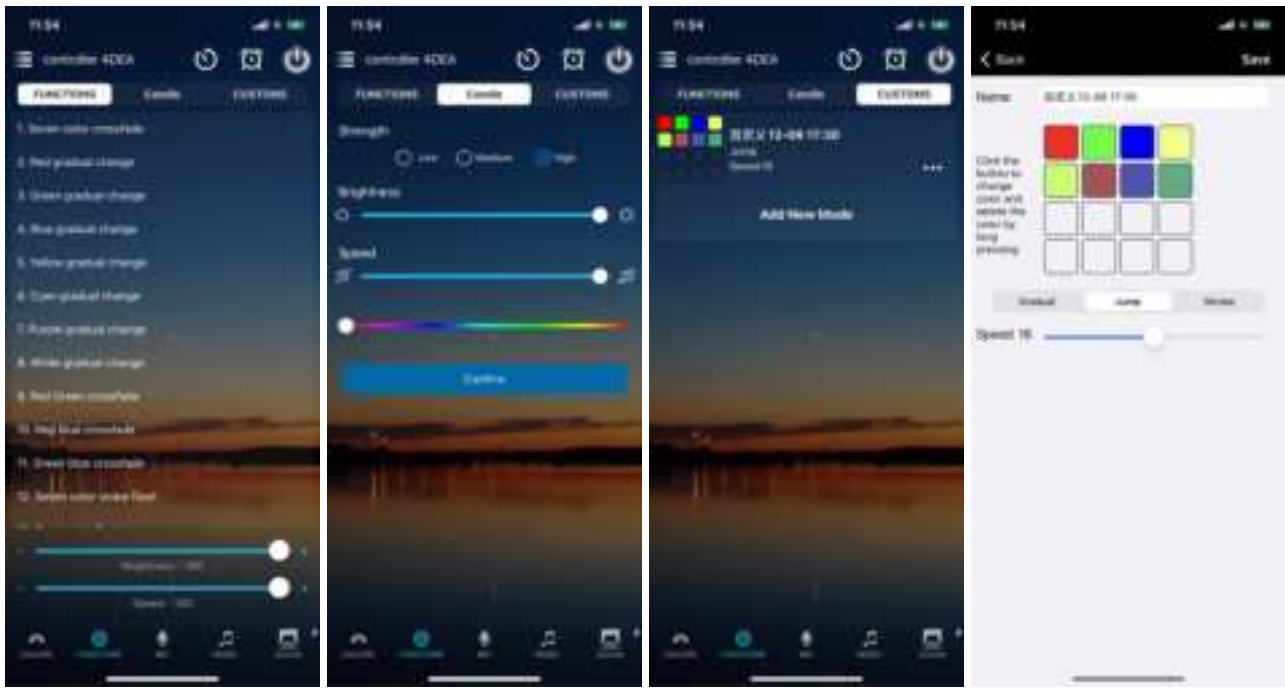
b) Functions

20 preset dynamic modes, convenient for users to access different lighting modes directly.

Support for customized colors and preservation.

Each group of 16 colors can be selected for different colors transformations, and there are three dynamic modes of gradual change, jump, and strobe for selection.

Added candle light mode function, adjust brightness, speed and color freely, the light can be adjusted to breath and beat like the candle light to create a warm atmosphere.



c) Microphone

Click/ go to “Mic” interface of the APP. In this function the connected LED light lights up depending on the volume/noise from the outside like a microphone. This also works when playing music or there is a noise from outside, the light will begin “dancing” base on different rhythm. The microphone sensitivity can be adjusted by the slider. There are two ways to input the audio signal on the controller, built in APP microphone and external microphone (For sound control version).



d) Music

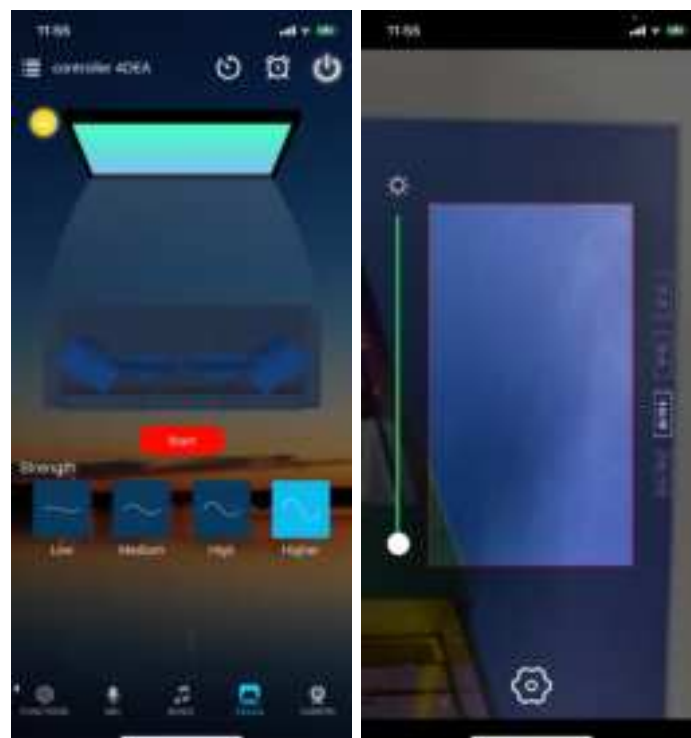
Synchronization function of lighting and music rhythm

The IOS system needs to download music files in iTunes or import music from PC according to the instructions to synchronize the lights with the music rhythm. Android system needs to download music files to the mobile phone for use.



e) Cinema

Obtain the color through mobile phone camera and change the color effect according to the TV screen automatically, creating a wonderful viewing atmosphere.

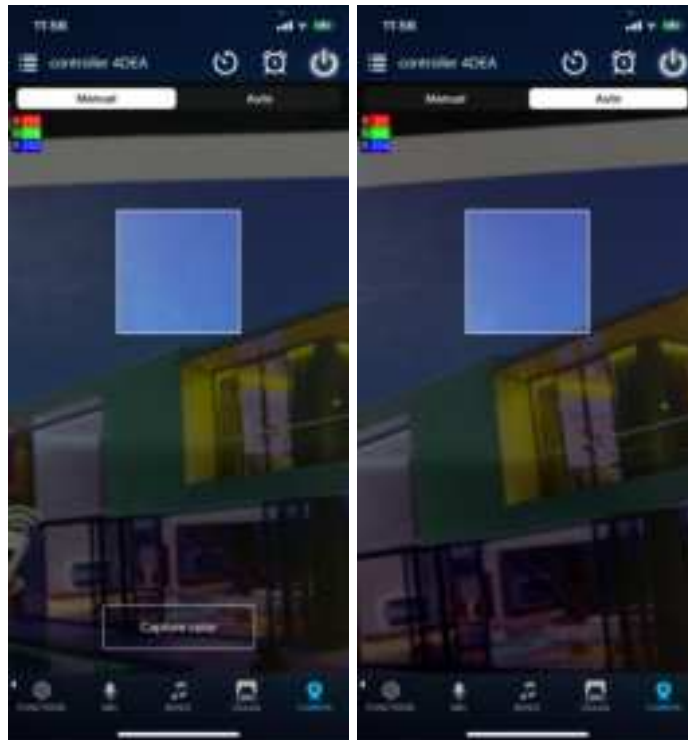


f) Camera

Camera capture background color function

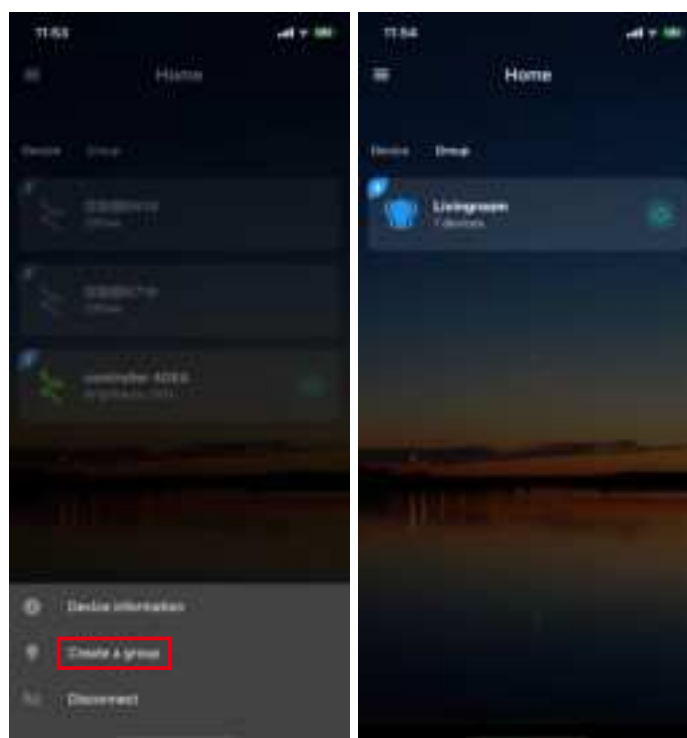
Manual mode: Manually press to select where the camera is currently pointed for color recognition and conversion.

Auto mode: The area where the camera is aimed at is the coloring area, and the light color will be changed accordingly.



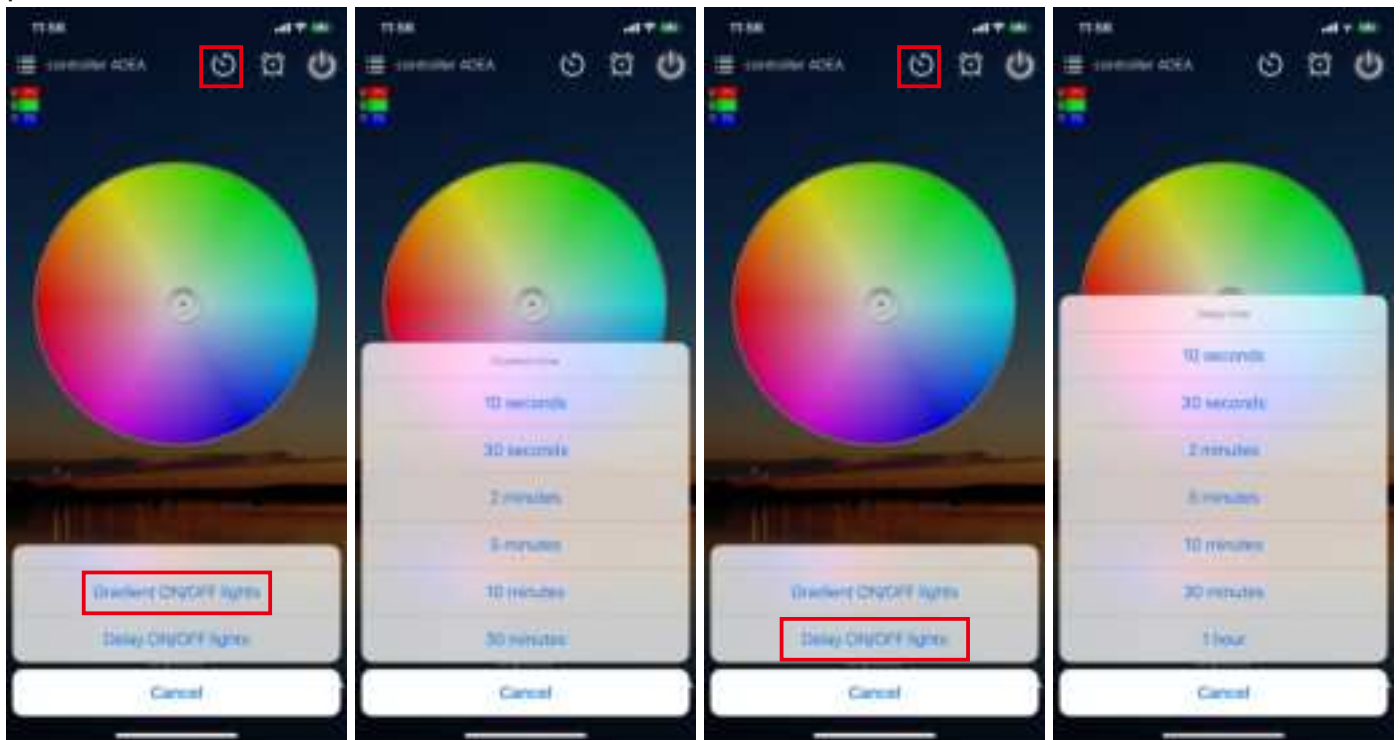
g) Group Feature

This mode allows you to create different groups to control more than one controllers, for example, if you have 5 controller units, you can use 2 devices in your living room & the others out on your patio. The grouping function allows you to either control these devices individually or to group them together as one unit.



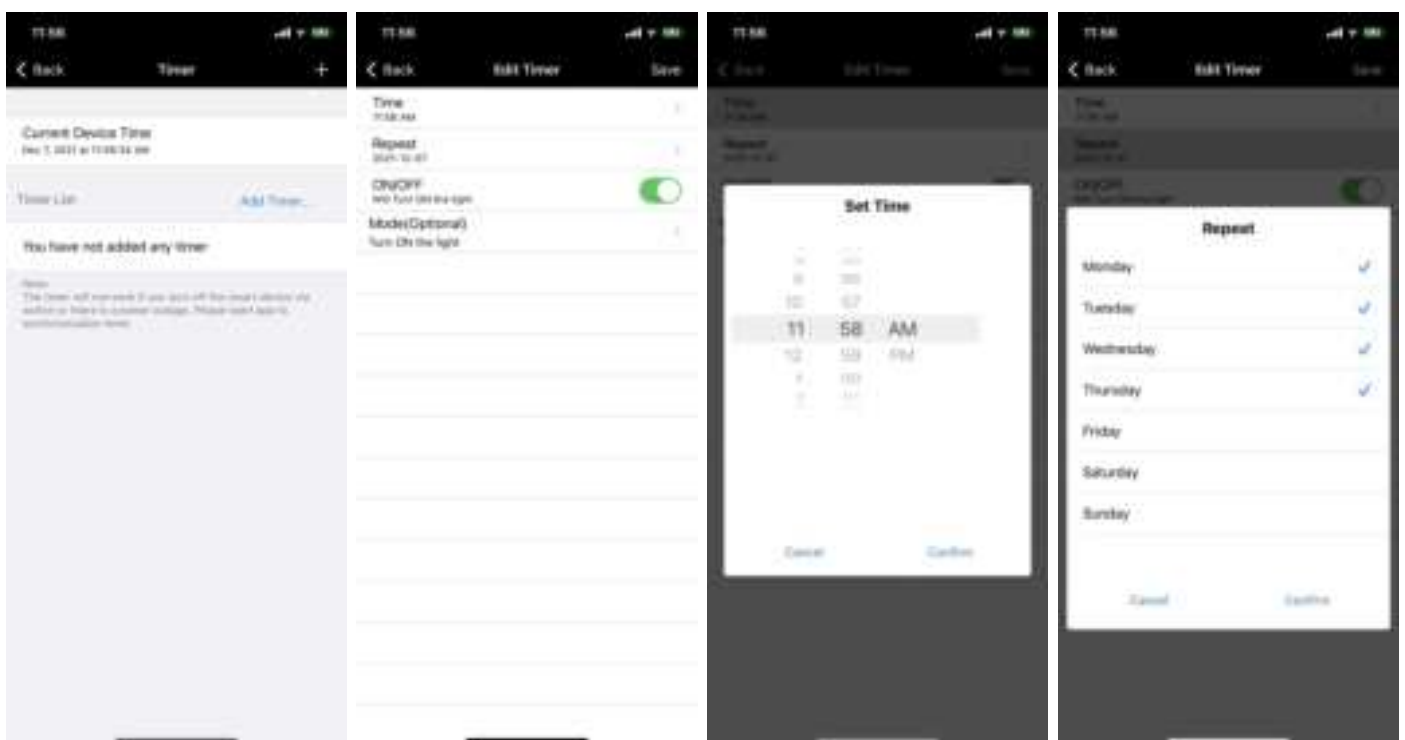
h) Gradual change or delay switch function

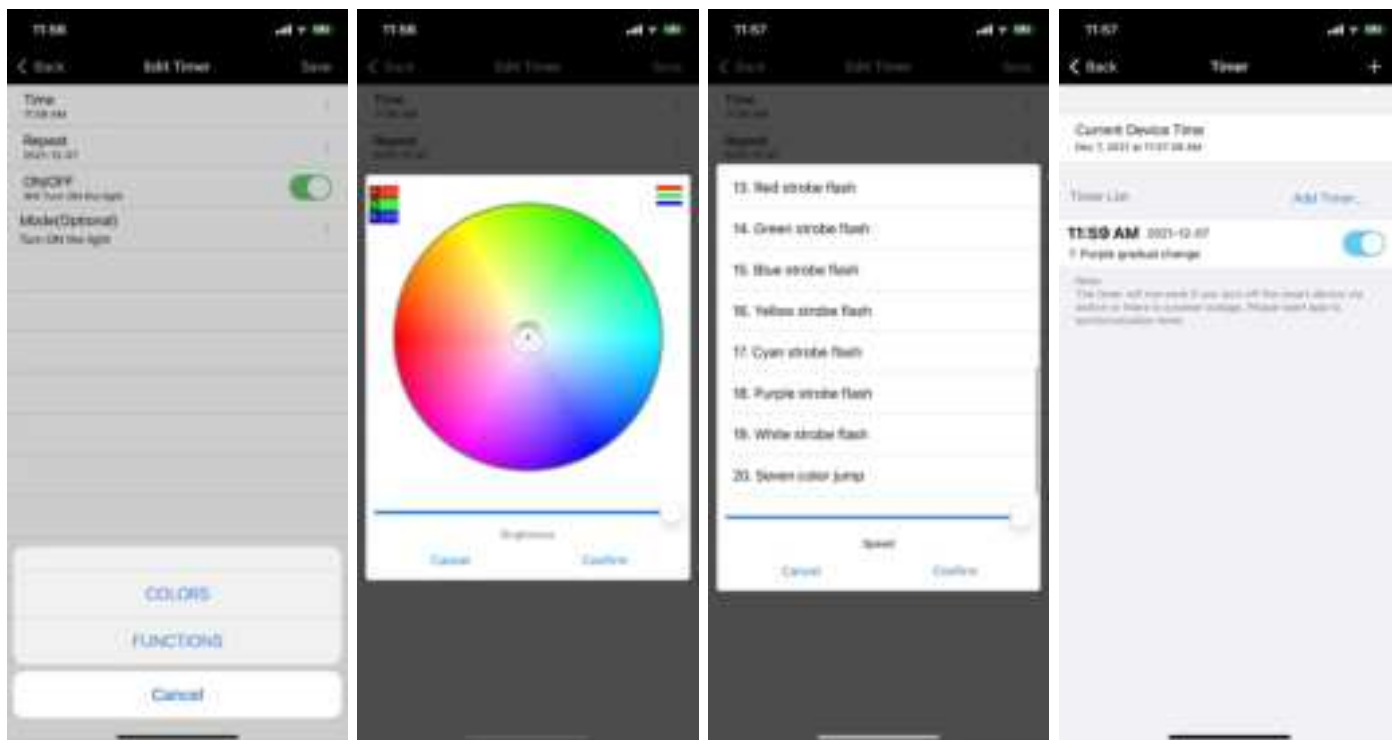
You can set the timer to delay or gradually turn on and off the lights according to your preferences.



i) Light timer

You can have your lights automatically turn on or off in a specified time by setting up the timer. To do so, press on the top right clock icon, then follow the prompts to set the timers to automatically switch the lights ON/OFF with specified colors or changing modes on the specified time.





ATTENTIONS

1. Please use the product in a dry environment.
2. Please use the input voltage at 5-24V DC voltage, must not connect into 220V AC directly.
3. The product is requested common anode connection. The wrong connection will cause a malfunction.

FCC Statement

This equipment has been tested and found to comply with the limits for a Class B digital device, pursuant to part 15 of the FCC Rules. These limits are designed to provide reasonable protection against harmful interference in a residential installation. This equipment generates, uses and can radiate radio frequency energy and, if not installed and used in accordance with the instructions, may cause harmful interference to radio communications. However, there is no guarantee that interference will not occur in a particular installation. If this equipment does cause harmful interference to radio or television reception, which can be determined by turning the equipment off and on, the user is encouraged to try to correct the interference by one or more of the following measures:

- Reorient or relocate the receiving antenna.
- Increase the separation between the equipment and receiver.
- Connect the equipment into an outlet on a circuit different from that to which the receiver is connected.
- Consult the dealer or an experienced radio/TV technician for help.

Caution: Any changes or modifications to this device not explicitly approved by manufacturer could void your authority to operate this equipment.

This device complies with part 15 of the FCC Rules. Operation is subject to the following two conditions: (1) This device may not cause harmful interference, and (2) this device must accept any interference received, including interference that may cause undesired operation.

RF Exposure Information

This equipment complies with FCC radiation exposure limits set forth for an uncontrolled environment. This equipment should be installed and operated with minimum distance 20cm between the radiator and your body.