


ELECTROMAGNETIC EMISSIONS CLASS II & IV PERMISSIVE CHANGE REPORT



Applicant: CASTLES TECHNOLOGY CO., LTD.
6F, NO. 207-5, SEC. 3, BEIXIN RD., XINDIAN DISTRICT,
NEW TAIPEI CITY 23143, TAIWAN (R.O.C)

Manufacturer: CASTLES TECHNOLOGY CO., LTD.
6F, NO. 207-5, SEC. 3, BEIXIN RD., XINDIAN DISTRICT,
NEW TAIPEI CITY 23143, TAIWAN (R.O.C)

Product Name: SLM758

Brand Name:  CASTLES TECHNOLOGY

Model No.: SLM758

Model Difference: N/A

Report Number: TERF2207001183ER

FCC ID WIYSLM758A

IC: 27350-SLM758A

Issue Date: Oct. 19, 2022

Date of Test: Aug. 03, 2022~Sep. 01, 2022

Date of EUT Received: Jul. 19, 2022

Approved By



Jim Chang

We hereby certify that:

The above equipment was tested by SGS Taiwan Ltd. Central RF Lab. The test data, data evaluation, test procedures, and equipment configurations shown in this report were made in accordance with the procedures given in ANSI C63.10:2013 and the energy emitted by the sample EUT comply with FCC rule part §15.247, ISED RSS-247.

The results of this report relate only to the sample identified in this report.

Unless otherwise stated the results shown in this test report refer only to the sample(s) tested and such sample(s) are retained for 90 days only.
除非另有說明，此報告結果僅對測試之樣品負責，同時此樣品僅保留90天。本報告未經本公司書面許可，不可部份複製。

This document is issued by the Company subject to its General Conditions of Service printed overleaf, available on request or accessible at <http://www.sgs.com.tw/Terms-and-Conditions>, and for electronic format documents, subject to Terms and Conditions for Electronic Documents at <http://www.sgs.com.tw/Terms-and-Conditions>. Attention is drawn to the limitation of liability, indemnification and jurisdiction issues defined therein. Any holder of this document is advised that information contained hereon reflects the Company's findings at the time of its intervention only and within the limits of Client's instructions, if any. The Company's sole responsibility is to its Client and this document does not exonerate parties to a transaction from exercising all their rights and obligations under the transaction documents. This document cannot be reproduced except in full, without prior written approval of the Company. Any unauthorized alteration, forgery or falsification of the content or appearance of this document is unlawful and offenders may be prosecuted to the fullest extent of the law.

SGS Taiwan Ltd.

No.134, Wu Kung Road, New Taipei Industrial Park, Wuku District, New Taipei City, Taiwan/新北市五股區新北產業園區五工路 134 號

台灣檢驗科技股份有限公司

t (886-2) 2299-3279

f (886-2) 2298-0488

www.sgs.com.tw

Member of SGS Group

Revision History

Report Number	Revision	Description	Issue Date	Revised By	Remark
TERF2207001183ER	00	Original.	Oct. 19, 2022	Yi-Shan Tsai	

Note:

- 1、The remark "*" indicates modification of the report upon requests from certification body.

Unless otherwise stated the results shown in this test report refer only to the sample(s) tested and such sample(s) are retained for 90 days only.

除非另有說明，此報告結果僅對測試之樣品負責，同時此樣品僅保留90天。本報告未經本公司書面許可，不可部份複製。

This document is issued by the Company subject to its General Conditions of Service printed overleaf, available on request or accessible at <http://www.sgs.com.tw/Terms-and-Conditions> and for electronic format documents, subject to Terms and Conditions for Electronic Documents at <http://www.sgs.com.tw/Terms-and-Conditions>. Attention is drawn to the limitation of liability, indemnification and jurisdiction issues defined therein. Any holder of this document is advised that information contained hereon reflects the Company's findings at the time of its intervention only and within the limits of Client's instructions, if any. The Company's sole responsibility is to its Client and this document does not exonerate parties to a transaction from exercising all their rights and obligations under the transaction documents. This document cannot be reproduced except in full, without prior written approval of the Company. Any unauthorized alteration, forgery or falsification of the content or appearance of this document is unlawful and offenders may be prosecuted to the fullest extent of the law.

SGS Taiwan Ltd.

No.134,Wu Kung Road, New Taipei Industrial Park, Wuku District, New Taipei City, Taiwan/新北市五股區新北產業園區五工路 134 號

台灣檢驗科技股份有限公司

t (886-2) 2299-3279

f (886-2) 2298-0488

www.sgs.com.tw

Member of SGS Group

Contents

1	GENERAL INFORMATION	4
2	SYSTEM TEST CONFIGURATION.....	6
3	SUMMARY OF TEST RESULTS	8
4	DESCRIPTION OF TEST MODES	9
5	MEASUREMENT UNCERTAINTY	11
6	RADIATED BANDEDGE AND SPURIOUS EMISSION MEASUREMENT	12

Unless otherwise stated the results shown in this test report refer only to the sample(s) tested and such sample(s) are retained for 90 days only.

除非另有說明，此報告結果僅對測試之樣品負責，同時此樣品僅保留90天。本報告未經本公司書面許可，不可部份複製。

This document is issued by the Company subject to its General Conditions of Service printed overleaf, available on request or accessible at <http://www.sgs.com.tw/Terms-and-Conditions> and for electronic format documents, subject to Terms and Conditions for Electronic Documents at <http://www.sgs.com.tw/Terms-and-Conditions>. Attention is drawn to the limitation of liability, indemnification and jurisdiction issues defined therein. Any holder of this document is advised that information contained hereon reflects the Company's findings at the time of its intervention only and within the limits of Client's instructions, if any. The Company's sole responsibility is to its Client and this document does not exonerate parties to a transaction from exercising all their rights and obligations under the transaction documents. This document cannot be reproduced except in full, without prior written approval of the Company. Any unauthorized alteration, forgery or falsification of the content or appearance of this document is unlawful and offenders may be prosecuted to the fullest extent of the law.

SGS Taiwan Ltd.

No.134,Wu Kung Road, New Taipei Industrial Park, Wuku District, New Taipei City, Taiwan/新北市五股區新北產業園區五工路 134 號

台灣檢驗科技股份有限公司

t (886-2) 2299-3279



f (886-2) 2298-0488

www.sgs.com.tw

Member of SGS Group

1 GENERAL INFORMATION

1.1 Product description

Product Name:	SLM758
Brand Name:	 CASTLES TECHNOLOGY
Model No.:	SLM758
Model Difference:	N/A
Hardware Version:	V3.00
Firmware Version:	N/A
EUT Series No.:	166222201801
Product Name of Host:	POS Terminal
Brand Name of Host:	 CASTLES TECHNOLOGY
Model No. of Host:	S1E2-L
Power Supply:	Battery 3.75Vdc Adapter 5Vdc
Test Software (Name/Version)	QRCT3 / 3.0.264.0

1.2 RF Specification

Radio Technology:	BT BR+EDR
Channel number:	79 channels
Modulation type:	GFSK + $\pi/4$ DQPSK + 8DPSK
Frequency Range:	2.402GHz – 2.480GHz

1.3 Antenna Designation

Antenna Type	Freq. (MHz)	Peak Antenna Gain (dBi)	Worst Antenna Gain
Dipole	2402~2480	0.611	V
Note: Antenna information is provided by the applicant.			

Unless otherwise stated the results shown in this test report refer only to the sample(s) tested and such sample(s) are retained for 90 days only.
除非另有說明，此報告結果僅對測試之樣品負責，同時此樣品僅保留90天。本報告未經本公司書面許可，不可部份複製。

This document is issued by the Company subject to its General Conditions of Service printed overleaf, available on request or accessible at <http://www.sgs.com.tw/Terms-and-Conditions> and for electronic format documents, subject to Terms and Conditions for Electronic Documents at <http://www.sgs.com.tw/Terms-and-Conditions>. Attention is drawn to the limitation of liability, indemnification and jurisdiction issues defined therein. Any holder of this document is advised that information contained hereon reflects the Company's findings at the time of its intervention only and within the limits of Client's instructions, if any. The Company's sole responsibility is to its Client and this document does not exonerate parties to a transaction from exercising all their rights and obligations under the transaction documents. This document cannot be reproduced except in full, without prior written approval of the Company. Any unauthorized alteration, forgery or falsification of the content or appearance of this document is unlawful and offenders may be prosecuted to the fullest extent of the law.

1.4 Test Methodology of Applied Standards

FCC Part 15, Subpart C §15.247
KDB 558074 D01 v05r02 DSS Meas. Guidance
RSS-247 issue 2 Feb. 2017
RSS-Gen Issue 5, Amendment 2, February 2021
ANSI C63.10:2013

1.5 Test Facility

Laboratory	Test Site Address	Test Site Name	FCC Designa- tion number	IC CAB identifier
SGS Taiwan Ltd. Central RF Lab. (TAF code 3702)	No.134, Wu Kung Road, New Taipei Industrial Park, Wuku District, New Taipei City, Taiwan.	SAC 1	TW0027	TW3702
		SAC 3		
		Conduction 1		
		Conducted 1		
		Conducted 2		
		Conducted 3		
		Conducted 4		
		Conducted 5		
		Conducted 6		
	No.2, Keji 1st Rd., Guishan District, Taoyuan City, Taiwan 333	Conduction C	TW0028	
		SAC C		
		SAC D		
		SAC G		
		Conducted A		
		Conducted B		
		Conducted C		
		Conducted D		
		Conducted E		
		Conducted F		
		Conducted G		

Note: Test site name is remarked on the equipment list in each section of this report as an indication where measurements occurred in specific test site and address.

1.6 Special Accessories

There is no special accessory used while test was conducted.

1.7 Equipment Modifications

There was no modification incorporated into the EUT.

Unless otherwise stated the results shown in this test report refer only to the sample(s) tested and such sample(s) are retained for 90 days only.

除非另有說明，此報告結果僅對測試之樣品負責，同時此樣品僅保留90天。本報告未經本公司書面許可，不可部份複製。

This document is issued by the Company subject to its General Conditions of Service printed overleaf, available on request or accessible at <http://www.sgs.com.tw/Terms-and-Conditions> and for electronic format documents, subject to Terms and Conditions for Electronic Documents at <http://www.sgs.com.tw/Terms-and-Conditions>. Attention is drawn to the limitation of liability, indemnification and jurisdiction issues defined therein. Any holder of this document is advised that information contained hereon reflects the Company's findings at the time of its intervention only and within the limits of Client's instructions, if any. The Company's sole responsibility is to its Client and this document does not exonerate parties to a transaction from exercising all their rights and obligations under the transaction documents. This document cannot be reproduced except in full, without prior written approval of the Company. Any unauthorized alteration, forgery or falsification of the content or appearance of this document is unlawful and offenders may be prosecuted to the fullest extent of the law.

SGS Taiwan Ltd.

No.134,Wu Kung Road, New Taipei Industrial Park, Wuku District, New Taipei City, Taiwan/新北市五股區新北產業園區五工路 134 號

台灣檢驗科技股份有限公司

t (886-2) 2299-3279

f (886-2) 2298-0488

www.sgs.com.tw

Member of SGS Group

2 SYSTEM TEST CONFIGURATION

2.1 EUT Configuration

The EUT configuration for testing is installed on RF field strength measurement to meet the Commissions requirement and operating in a manner which intends to maximize its emission characteristics in a continuous normal application.

2.2 EUT Exercise

An engineering test mode (software/firmware) that applicant provided was utilized to manipulate the EUT into transmit, selection of the test channel, and modulation scheme.

2.3 Test Procedure

2.3.1 Radiated Emissions

The EUT is placed on a turn table. For emissions testing at or below 1 GHz, the table height shall be 0.8 m above the reference ground plane. For emission measurements above 1 GHz, the table height shall be 1.5 m. The turn table shall rotate 360 degrees to determine the position of maximum emission level. EUT is set 3m away from the receiving antenna which varied from 1m to 4m to find out the highest emission. And also, each emission was to be maximized by changing the polarization of receiving antenna both horizontal and vertical. In order to find out the max. emission, the relative positions of this transmitter (EUT) was rotated through three orthogonal axes and measurement procedures for electric field radiated emissions above 1 GHz the EUT measurement is to be made "while keeping the antenna in the 'cone of radiation' from that area and pointed at the area both in azimuth and elevation, with polarization oriented for maximum response." is still within the 3dB illumination BW of the measurement antenna.

2.4 Measurement Results Explanation Example

2.4.1 Radiated Emission Test Sites For Measurements From 9 kHz To 30 MHz

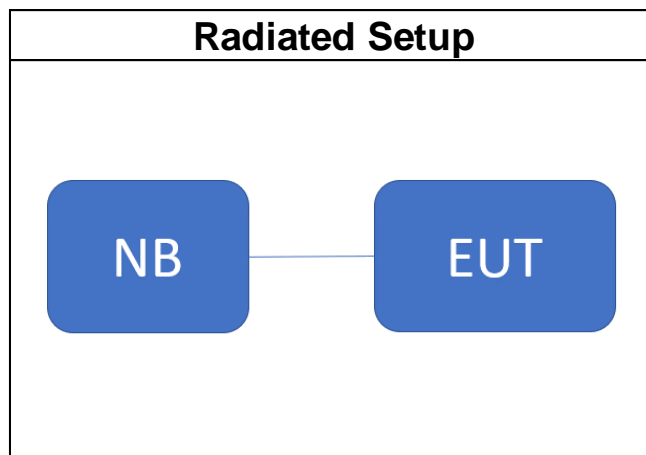
Radiated emission below 30MHz is measured in a 9m*6m*6m semi-anechoic chamber, the measurements correspond to those obtained at an open-field test site.

There is a comparison data of both open-field test site and semi-Anechoic chamber, and the result came out very similar.

Unless otherwise stated the results shown in this test report refer only to the sample(s) tested and such sample(s) are retained for 90 days only.
除非另有說明，此報告結果僅對測試之樣品負責，同時此樣品僅保留90天。本報告未經本公司書面許可，不可部份複製。

This document is issued by the Company subject to its General Conditions of Service printed overleaf, available on request or accessible at <http://www.sgs.com.tw/Terms-and-Conditions> and for electronic format documents, subject to Terms and Conditions for Electronic Documents at <http://www.sgs.com.tw/Terms-and-Conditions>. Attention is drawn to the limitation of liability, indemnification and jurisdiction issues defined therein. Any holder of this document is advised that information contained hereon reflects the Company's findings at the time of its intervention only and within the limits of Client's instructions, if any. The Company's sole responsibility is to its Client and this document does not exonerate parties to a transaction from exercising all their rights and obligations under the transaction documents. This document cannot be reproduced except in full, without prior written approval of the Company. Any unauthorized alteration, forgery or falsification of the content or appearance of this document is unlawful and offenders may be prosecuted to the fullest extent of the law.

2.5 Test Configuration



2.6 Control Unit(s)

Radiated Emission Test Site: SAC 1					
EQUIPMENT TYPE	MFR	MODEL NUMBER	SERIAL NUMBER	LAST CAL.	CAL DUE.
Test Software	Audix	e3	Ver. 9.210322	N.C.R	N.C.R
Notebook	Lenovo	L430	R9-WGNK5	NA	NA

NOTE: N.C.R refers to Not Calibrated Required.

Unless otherwise stated the results shown in this test report refer only to the sample(s) tested and such sample(s) are retained for 90 days only.
除非另有說明，此報告結果僅對測試之樣品負責，同時此樣品僅保留90天。本報告未經本公司書面許可，不可部份複製。

This document is issued by the Company subject to its General Conditions of Service printed overleaf, available on request or accessible at <http://www.sgs.com.tw/Terms-and-Conditions> and for electronic format documents, subject to Terms and Conditions for Electronic Documents at <http://www.sgs.com.tw/Terms-and-Conditions>. Attention is drawn to the limitation of liability, indemnification and jurisdiction issues defined therein. Any holder of this document is advised that information contained hereon reflects the Company's findings at the time of its intervention only and within the limits of Client's instructions, if any. The Company's sole responsibility is to its Client and this document does not exonerate parties to a transaction from exercising all their rights and obligations under the transaction documents. This document cannot be reproduced except in full, without prior written approval of the Company. Any unauthorized alteration, forgery or falsification of the content or appearance of this document is unlawful and offenders may be prosecuted to the fullest extent of the law.

3 SUMMARY OF TEST RESULTS

FCC Rules	ISED Rules	Description Of Test	Result
§15.247(d) §15.205	RSS-247 §5.5 RSS-Gen §8.10	Radiated Band Edge	Compliant
§15.247(d) §15.209	RSS-247 §5.5 RSS-Gen §8.9	Radiated Spurious Emission	Compliant

Unless otherwise stated the results shown in this test report refer only to the sample(s) tested and such sample(s) are retained for 90 days only.

除非另有說明，此報告結果僅對測試之樣品負責，同時此樣品僅保留90天。本報告未經本公司書面許可，不可部份複製。

This document is issued by the Company subject to its General Conditions of Service printed overleaf, available on request or accessible at <http://www.sgs.com.tw/Terms-and-Conditions> and for electronic format documents, subject to Terms and Conditions for Electronic Documents at <http://www.sgs.com.tw/Terms-and-Conditions>. Attention is drawn to the limitation of liability, indemnification and jurisdiction issues defined therein. Any holder of this document is advised that information contained hereon reflects the Company's findings at the time of its intervention only and within the limits of Client's instructions, if any. The Company's sole responsibility is to its Client and this document does not exonerate parties to a transaction from exercising all their rights and obligations under the transaction documents. This document cannot be reproduced except in full, without prior written approval of the Company. Any unauthorized alteration, forgery or falsification of the content or appearance of this document is unlawful and offenders may be prosecuted to the fullest extent of the law.

SGS Taiwan Ltd.

No.134,Wu Kung Road, New Taipei Industrial Park, Wuku District, New Taipei City, Taiwan/新北市五股區新北產業園區五工路 134 號

台灣檢驗科技股份有限公司

t (886-2) 2299-3279

f (886-2) 2298-0488

www.sgs.com.tw

Member of SGS Group

4 DESCRIPTION OF TEST MODES

4.1 Operated in 2400 ~ 2483.5MHz Band

79 channels are provided for Bluetooth

ITEM	FREQUENCY	ITEM	FREQUENCY	ITEM	FREQUENCY	ITEM	FREQUENCY
1	2402 MHz	21	2422 MHz	41	2442 MHz	71	2462 MHz
2	2403 MHz	22	2423 MHz	42	2443 MHz	72	2463 MHz
3	2404 MHz	23	2424 MHz	43	2444 MHz	73	2464 MHz
4	2405 MHz	24	2425 MHz	44	2445 MHz	74	2465 MHz
5	2406 MHz	25	2426 MHz	45	2446 MHz	75	2466 MHz
6	2407 MHz	26	2427 MHz	46	2447 MHz	76	2467 MHz
7	2408 MHz	27	2428 MHz	47	2448 MHz	77	2468 MHz
8	2409 MHz	28	2429 MHz	48	2449 MHz	78	2469 MHz
9	2410 MHz	29	2430 MHz	49	2450 MHz	79	2470 MHz
10	2411 MHz	30	2431 MHz	50	2451 MHz	70	2471 MHz
11	2412 MHz	31	2432 MHz	51	2452 MHz	71	2472 MHz
12	2413 MHz	32	2433 MHz	52	2453 MHz	72	2473 MHz
13	2414 MHz	33	2434 MHz	53	2454 MHz	73	2474 MHz
14	2415 MHz	34	2435 MHz	54	2455 MHz	74	2475 MHz
15	2416 MHz	35	2436 MHz	55	2456 MHz	75	2476 MHz
16	2417 MHz	36	2437 MHz	56	2457 MHz	76	2477 MHz
17	2418 MHz	37	2438 MHz	57	2458 MHz	77	2478 MHz
18	2419 MHz	38	2439 MHz	58	2459 MHz	78	2479 MHz
19	2420 MHz	39	2440 MHz	59	2460 MHz	79	2480 MHz
20	2421 MHz	40	2441 MHz	60	2461 MHz		

Unless otherwise stated the results shown in this test report refer only to the sample(s) tested and such sample(s) are retained for 90 days only.

除非另有說明，此報告結果僅對測試之樣品負責，同時此樣品僅保留90天。本報告未經本公司書面許可，不可部份複製。

This document is issued by the Company subject to its General Conditions of Service printed overleaf, available on request or accessible at <http://www.sgs.com.tw/Terms-and-Conditions> and for electronic format documents, subject to Terms and Conditions for Electronic Documents at <http://www.sgs.com.tw/Terms-and-Conditions>. Attention is drawn to the limitation of liability, indemnification and jurisdiction issues defined therein. Any holder of this document is advised that information contained hereon reflects the Company's findings at the time of its intervention only and within the limits of Client's instructions, if any. The Company's sole responsibility is to its Client and this document does not exonerate parties to a transaction from exercising all their rights and obligations under the transaction documents. This document cannot be reproduced except in full, without prior written approval of the Company. Any unauthorized alteration, forgery or falsification of the content or appearance of this document is unlawful and offenders may be prosecuted to the fullest extent of the law.

SGS Taiwan Ltd.

No.134,Wu Kung Road, New Taipei Industrial Park, Wuku District, New Taipei City, Taiwan/新北市五股區新北產業園區五工路 134 號

台灣檢驗科技股份有限公司

t (886-2) 2299-3279

f (886-2) 2298-0488

www.sgs.com.tw

Member of SGS Group

4.2 The Worst Test Modes and Channel Details

- 1 The EUT has been tested under operating condition.
- 2 Test program used to control the EUT for staying in continuous transmitting and receiving mode is programmed.
- 3 The field strength of radiated emission was measured as the EUT positioned in different orthogonal planes (E1/E2/H) based on actual usage of the EUT to pre-scan the emissions for determining the worst case scenario.
- 4 Investigation has been done on all the possible configurations for searching the worst case.

MODE	AVAILABLE CHANNEL	TESTED CHANNEL	MODULATION	PACKET TYPE
RADIATED EMISSION TEST (BELOW 1 GHz)				
Bluetooth	0 to 78	39	GFSK	DH5
RADIATED EMISSION TEST (ABOVE 1 GHz)				
Bluetooth	0 to 78	0,39,78	GFSK/8-DPSK	DH5/3DH5
Note: The field strength of radiation emission was measured as EUT stand-up position (H mode) and lie down position (E1, E2 mode) for channel Low, Mid and High, the worst case position was reported.				

Unless otherwise stated the results shown in this test report refer only to the sample(s) tested and such sample(s) are retained for 90 days only.
除非另有說明，此報告結果僅對測試之樣品負責，同時此樣品僅保留90天。本報告未經本公司書面許可，不可部份複製。

This document is issued by the Company subject to its General Conditions of Service printed overleaf, available on request or accessible at <http://www.sgs.com.tw/Terms-and-Conditions> and for electronic format documents, subject to Terms and Conditions for Electronic Documents at <http://www.sgs.com.tw/Terms-and-Conditions>. Attention is drawn to the limitation of liability, indemnification and jurisdiction issues defined therein. Any holder of this document is advised that information contained hereon reflects the Company's findings at the time of its intervention only and within the limits of Client's instructions, if any. The Company's sole responsibility is to its Client and this document does not exonerate parties to a transaction from exercising all their rights and obligations under the transaction documents. This document cannot be reproduced except in full, without prior written approval of the Company. Any unauthorized alteration, forgery or falsification of the content or appearance of this document is unlawful and offenders may be prosecuted to the fullest extent of the law.

5 MEASUREMENT UNCERTAINTY

Radiated Spurious Emission Measurement Uncertainty			
Polarization: Vertical	+/-	2.57 dB	9kHz~30MHz
	+/-	4.85 dB	30MHz - 1000MHz
	+/-	4.45 dB	1GHz - 18GHz
	+/-	4.24 dB	18GHz - 40GHz
Polarization: Horizontal	+/-	2.57 dB	9kHz~30MHz
	+/-	4.37 dB	30MHz - 1000MHz
	+/-	4.45 dB	1GHz - 18GHz
	+/-	4.24 dB	18GHz - 40GHz

Note:

1. This uncertainty represents an expanded uncertainty expressed at approximately the 95% confidence level using a coverage factor of k=2.
2. The conformity assessment statement in this report is based solely on the test results, measurement uncertainty is excluded.

Unless otherwise stated the results shown in this test report refer only to the sample(s) tested and such sample(s) are retained for 90 days only.
除非另有說明，此報告結果僅對測試之樣品負責，同時此樣品僅保留90天。本報告未經本公司書面許可，不可部份複製。

This document is issued by the Company subject to its General Conditions of Service printed overleaf, available on request or accessible at <http://www.sgs.com.tw/Terms-and-Conditions> and for electronic format documents, subject to Terms and Conditions for Electronic Documents at <http://www.sgs.com.tw/Terms-and-Conditions>. Attention is drawn to the limitation of liability, indemnification and jurisdiction issues defined therein. Any holder of this document is advised that information contained hereon reflects the Company's findings at the time of its intervention only and within the limits of Client's instructions, if any. The Company's sole responsibility is to its Client and this document does not exonerate parties to a transaction from exercising all their rights and obligations under the transaction documents. This document cannot be reproduced except in full, without prior written approval of the Company. Any unauthorized alteration, forgery or falsification of the content or appearance of this document is unlawful and offenders may be prosecuted to the fullest extent of the law.

SGS Taiwan Ltd.

No.134,Wu Kung Road, New Taipei Industrial Park, Wuku District, New Taipei City, Taiwan/新北市五股區新北產業園區五工路 134 號

台灣檢驗科技股份有限公司

t (886-2) 2299-3279

f (886-2) 2298-0488

www.sgs.com.tw

Member of SGS Group

6 RADIATED BANDEDGE AND SPURIOUS EMISSION MEASUREMENT

6.1 Standard Applicable

In any 100 kHz bandwidth outside the frequency band in which the spread spectrum or digitally modulated intentional radiator is operating, the radio frequency power that is produced by the intentional radiator shall be at least 20 dB below that in the 100 kHz bandwidth within the band that contains the highest level of the desired power, based on either an RF conducted or a radiated measurement, provided the transmitter demonstrates compliance with the peak conducted power limits. In addition, radiated emissions which fall in the restricted bands must also comply with the §15.209 limit as below.

And according to §15.33(a) (1), for an intentional radiator operates below 10GHz, the frequency range of measurements: to the tenth harmonic of the highest fundamental frequency or to 40GHz, whichever is lower.

Frequency (MHz)	Field strength (microvolts/meter)	Distance (meters)
0.009-0.490	2400/F(kHz)	300
0.490-1.705	24000/F(kHz)	30
1.705-30	30	30
30-88	100	3
88-216	150	3
216-960	200	3
Above 960	500	3

Note:

1. The lower limit shall apply at the transition frequencies.

Unless otherwise stated the results shown in this test report refer only to the sample(s) tested and such sample(s) are retained for 90 days only.
除非另有說明，此報告結果僅對測試之樣品負責，同時此樣品僅保留90天。本報告未經本公司書面許可，不可部份複製。

This document is issued by the Company subject to its General Conditions of Service printed overleaf, available on request or accessible at <http://www.sgs.com.tw/Terms-and-Conditions> and for electronic format documents, subject to Terms and Conditions for Electronic Documents at <http://www.sgs.com.tw/Terms-and-Conditions>. Attention is drawn to the limitation of liability, indemnification and jurisdiction issues defined therein. Any holder of this document is advised that information contained hereon reflects the Company's findings at the time of its intervention only and within the limits of Client's instructions, if any. The Company's sole responsibility is to its Client and this document does not exonerate parties to a transaction from exercising all their rights and obligations under the transaction documents. This document cannot be reproduced except in full, without prior written approval of the Company. Any unauthorized alteration, forgery or falsification of the content or appearance of this document is unlawful and offenders may be prosecuted to the fullest extent of the law.

6.2 Measurement Equipment Used

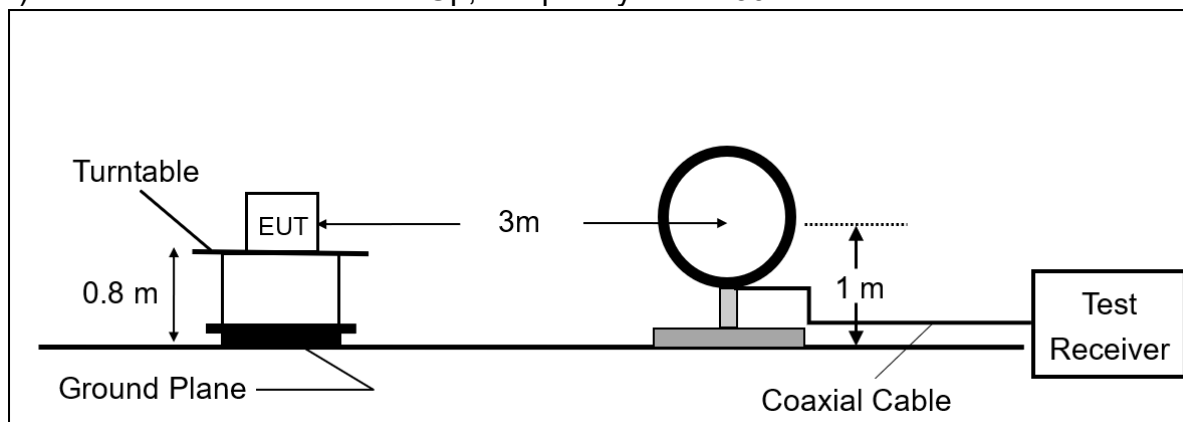
Radiated Emission Test Site: SAC 1					
EQUIPMENT TYPE	MFR	MODEL NUMBER	SERIAL NUMBER	LAST CAL.	CAL DUE.
Horn Antenna	SCHWARZBECK	BBHA9120D	D803	12/20/2021	12/19/2022
Bi-log Antenna	TESEO	CBL 6112D	35242 & AT-N0555	01/03/2022	01/02/2023
Horn Antenna	SCHWARZBECK	BBHA9170	184	12/16/2021	12/15/2022
Site Cal	SGS	SAC 1	N/A	01/01/2022	12/31/2022
Loop Antenna	ETS.LINDGREN	6502	148045	09/29/2021	09/28/2022
Spectrum Analyzer	Agilent	E4446A	MY51100003	10/26/2021	10/25/2022
EMI Test Receiver	R&S	ESCI 7	100759	08/22/2022	08/21/2023
Pre-Amplifier	EMC Instruments	EMC184045B	980135	10/27/2021	10/26/2022
Pre-Amplifier	HP	8449B	3008A01973	12/16/2021	12/15/2022
Pre-Amplifier	HP	8447D	2944A09469	12/16/2021	12/15/2022
Bandreject Filter 2400-2483.5	EWT	EWT-14-0166	M1	12/14/2021	12/13/2022
3.2GHz High Pass Filter	WI	WHKX10-2624-80SS	3	12/14/2021	12/13/2022
Coaxial Cable	Huber Suhner	succoflex 102	MY2622/2	12/16/2021	12/15/2022
Coaxial Cable	Huber Suhner	succoflex 104A	800086/4a	12/16/2021	12/15/2022
Coaxial Cable	Huber Suhner	EMC 104-SM-SM-2000	160123	12/16/2021	12/15/2022
Coaxial Cable	Huber Suhner	SUCOFLEX 102	MY2630/2	12/16/2021	12/15/2022
Coaxial Cable	Huber Suhner	SUCOFLEX 102	MY22962/2	12/16/2021	12/15/2022

Unless otherwise stated the results shown in this test report refer only to the sample(s) tested and such sample(s) are retained for 90 days only.
除非另有說明，此報告結果僅對測試之樣品負責，同時此樣品僅保留90天。本報告未經本公司書面許可，不可部份複製。

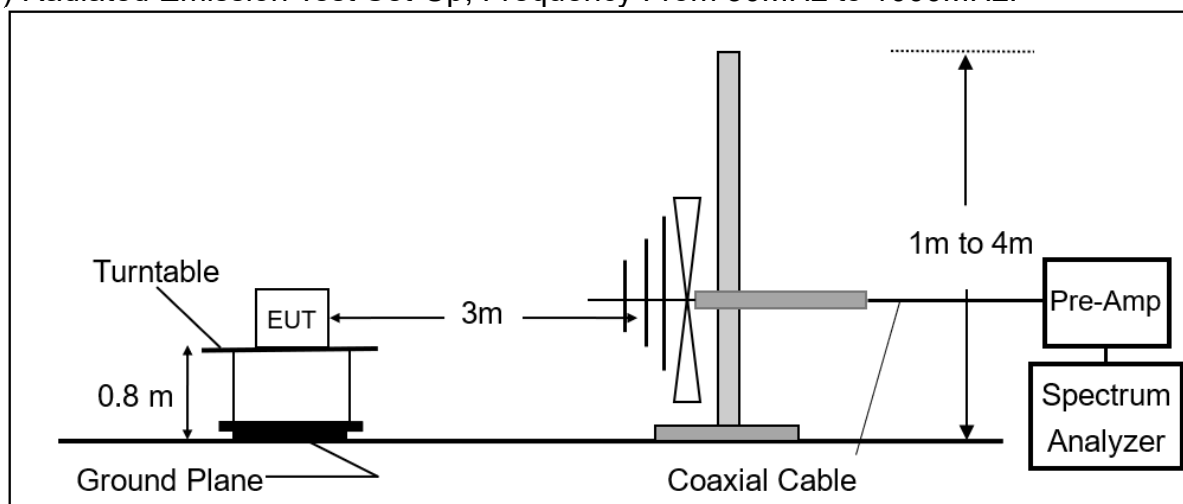
This document is issued by the Company subject to its General Conditions of Service printed overleaf, available on request or accessible at <http://www.sgs.com.tw/Terms-and-Conditions> and for electronic format documents, subject to Terms and Conditions for Electronic Documents at <http://www.sgs.com.tw/Terms-and-Conditions>. Attention is drawn to the limitation of liability, indemnification and jurisdiction issues defined therein. Any holder of this document is advised that information contained hereon reflects the Company's findings at the time of its intervention only and within the limits of Client's instructions, if any. The Company's sole responsibility is to its Client and this document does not exonerate parties to a transaction from exercising all their rights and obligations under the transaction documents. This document cannot be reproduced except in full, without prior written approval of the Company. Any unauthorized alteration, forgery or falsification of the content or appearance of this document is unlawful and offenders may be prosecuted to the fullest extent of the law.

6.3 Test SET-UP

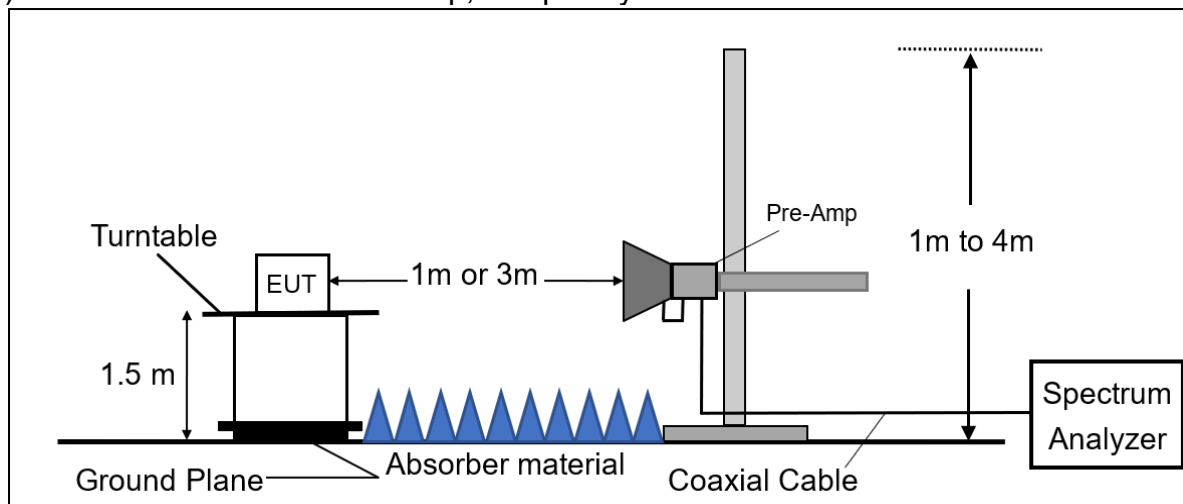
(A) Radiated Emission Test Set-Up, Frequency Below 30MHz.



(B) Radiated Emission Test Set-Up, Frequency From 30MHz to 1000MHz.



(C) Radiated Emission Test Set-Up, Frequency Above 1GHz.



Unless otherwise stated the results shown in this test report refer only to the sample(s) tested and such sample(s) are retained for 90 days only.
除非另有說明，此報告結果僅對測試之樣品負責，同時此樣品僅保留90天。本報告未經本公司書面許可，不可部份複製。

This document is issued by the Company subject to its General Conditions of Service printed overleaf, available on request or accessible at <http://www.sgs.com.tw/Terms-and-Conditions> and for electronic format documents, subject to Terms and Conditions for Electronic Documents at <http://www.sgs.com.tw/Terms-and-Conditions>. Attention is drawn to the limitation of liability, indemnification and jurisdiction issues defined therein. Any holder of this document is advised that information contained hereon reflects the Company's findings at the time of its intervention only and within the limits of Client's instructions, if any. The Company's sole responsibility is to its Client and this document does not exonerate parties to a transaction from exercising all their rights and obligations under the transaction documents. This document cannot be reproduced except in full, without prior written approval of the Company. Any unauthorized alteration, forgery or falsification of the content or appearance of this document is unlawful and offenders may be prosecuted to the fullest extent of the law.

6.4 Measurement Procedure

6.4.1 Radiated Emission

1. The testing follows the Measurement Procedure of ANSI C63.10:2013.
2. The EUT was placed on a turn table with 0.8m for frequency < 1GHz and 1.5m for frequency > 1GHz above ground plane.
3. The turn table shall rotate 360 degrees to determine the position of maximum emission level.
4. EUT is set 3m away from the receiving antenna which varied from 1m to 4m to find out the highest emissions.
5. Set the spectrum analyzer as RBW=100 kHz and VBW=300 kHz for Peak Detector (PK) at frequency between 30MHz and 1 GHz.
6. Use receiver mode as RBW=120 kHz for Quasi-peak (QP) at frequency between 30MHz and 1 GHz.
7. Set the spectrum analyzer as RBW=1 MHz, VBW=3 MHz for Peak Detector at frequency above 1 GHz.
8. Set the spectrum analyzer as RBW=1 MHz, VBW=10 Hz (Duty cycle > 98%) or VBW $\geq 1/T$ (Duty cycle < 98%) for Average Detector at frequency above 1 GHz.
9. When measurement procedures for electric field radiated emissions above 1 GHz the EUT measurement is to be made "while keeping the antenna in the 'cone of radiation' from that area and pointed at the area both in azimuth and elevation, with polarization oriented for maximum response." is still within the 3dB illumination BW of the measurement antenna.
10. Maximum procedure was performed on the six highest emissions to ensure EUT compliance.
11. And also, each emission was to be maximized by changing the polarization of receiving antenna both horizontal and vertical. On spectrum, change spectrum mode in linear display mode, and reduce VBW = 10Hz if average reading is measured.
12. Repeat above procedures until all default test channel measured were complete.

Unless otherwise stated the results shown in this test report refer only to the sample(s) tested and such sample(s) are retained for 90 days only.
除非另有說明，此報告結果僅對測試之樣品負責，同時此樣品僅保留90天。本報告未經本公司書面許可，不可部份複製。

This document is issued by the Company subject to its General Conditions of Service printed overleaf, available on request or accessible at <http://www.sgs.com.tw/Terms-and-Conditions> and for electronic format documents, subject to Terms and Conditions for Electronic Documents at <http://www.sgs.com.tw/Terms-and-Conditions>. Attention is drawn to the limitation of liability, indemnification and jurisdiction issues defined therein. Any holder of this document is advised that information contained hereon reflects the Company's findings at the time of its intervention only and within the limits of Client's instructions, if any. The Company's sole responsibility is to its Client and this document does not exonerate parties to a transaction from exercising all their rights and obligations under the transaction documents. This document cannot be reproduced except in full, without prior written approval of the Company. Any unauthorized alteration, forgery or falsification of the content or appearance of this document is unlawful and offenders may be prosecuted to the fullest extent of the law.

6.5 Field Strength Calculation

The field strength is calculated by adding the Antenna Factor and Cable Factor and subtracting the Amplifier Gain and Duty Cycle Correction Factor (if any) from the measured reading. The basic equation with a sample calculation is as follows:

$$FS = RA + AF + CL - AG$$

Where *FS* = Field Strength

CL = Cable Attenuation Factor (Cable Loss)

RA = Reading Amplitude

AG = Amplifier Gain

AF = Antenna Factor

The limit of the emission level is expressed in dBuV/m, which converts $20 \cdot \log(uV/m)$

Actual FS(dBuV/m) = SPA. Reading level(dBuV) + Factor(dB)

Factor(dB) = Antenna Factor(dBuV/m) + Cable Loss(dB) – Pre_Amplifier Gain(dB)

6.6 Test Results of Radiated Spurious Emissions from 9 kHz to 30 MHz

The low frequency, which started from 9 kHz to 30MHz, was pre-scanned and the result which was 20dB lower than the limit per 15.31(o) & RSS-GEN §6.13.2 was not reported.

6.7 Measurement Result:

6.7.1 Duty Cycle Correction Factor

Bluetooth 1M

Time ON of 100ms:	5.666	ms
Duty Cycle=5.666ms / 100ms=	0.05666	%
Duty Cycle correction factor=20 LOG 0.05666=	-24.93	dB

Bluetooth 3M

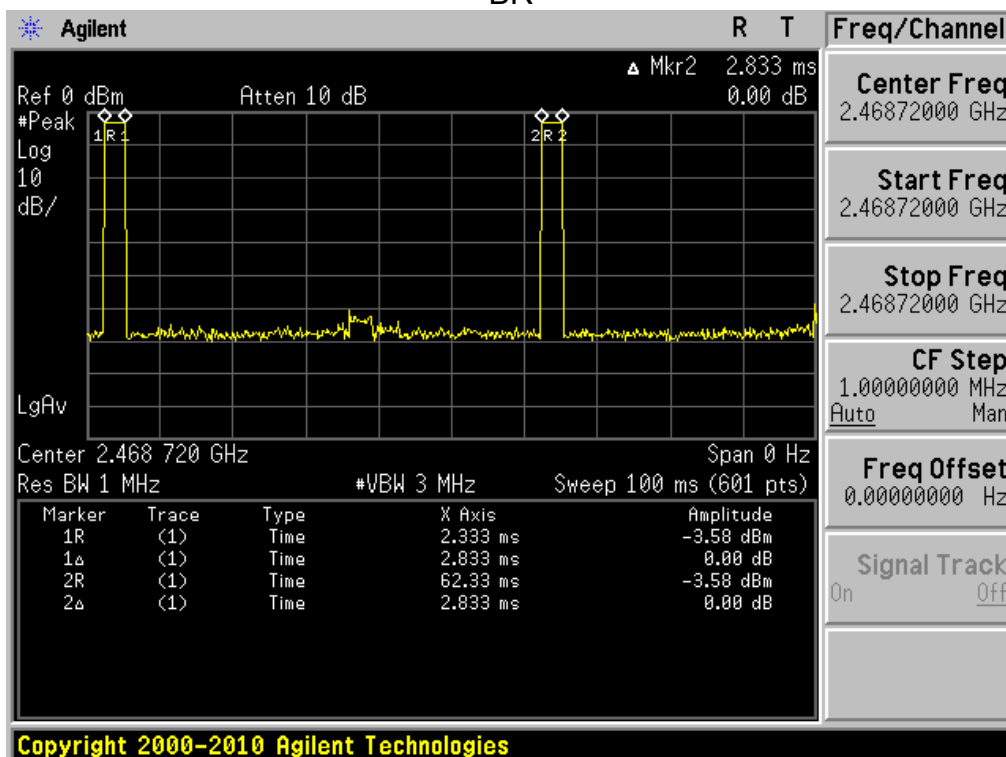
Time ON of 100ms:	5.666	ms
Duty Cycle=5.666ms / 100ms=	0.05666	%
Duty Cycle correction factor=20 LOG 0.05666=	-24.93	dB

Unless otherwise stated the results shown in this test report refer only to the sample(s) tested and such sample(s) are retained for 90 days only.
除非另有說明，此報告結果僅對測試之樣品負責，同時此樣品僅保留90天。本報告未經本公司書面許可，不可部份複製。

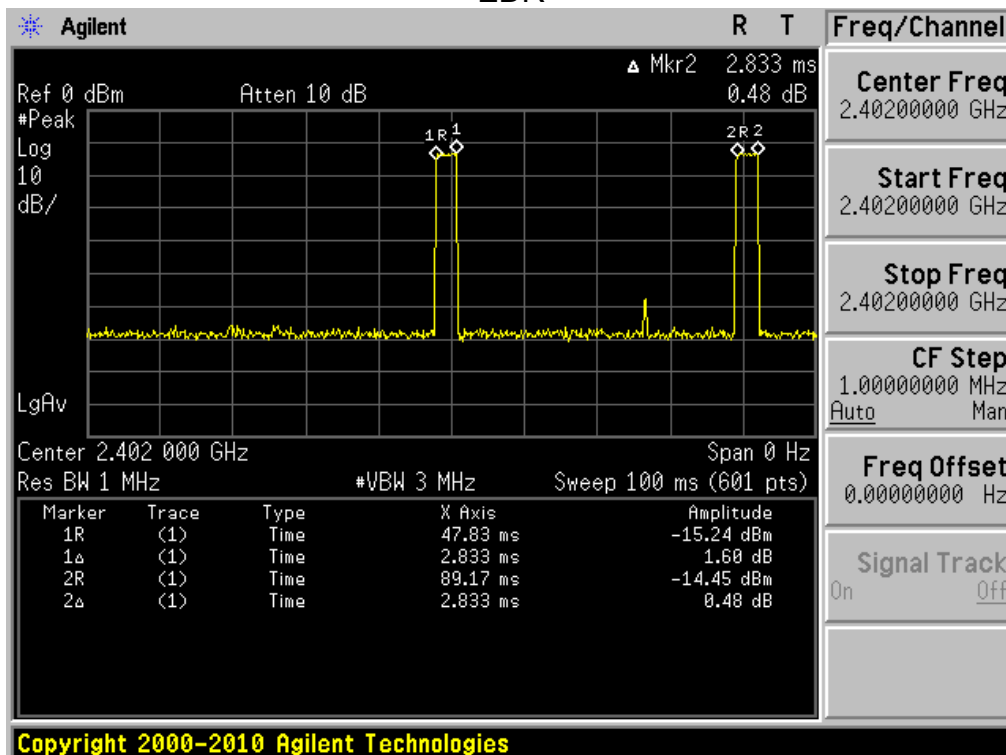
This document is issued by the Company subject to its General Conditions of Service printed overleaf, available on request or accessible at <http://www.sgs.com.tw/Terms-and-Conditions> and for electronic format documents, subject to Terms and Conditions for Electronic Documents at <http://www.sgs.com.tw/Terms-and-Conditions>. Attention is drawn to the limitation of liability, indemnification and jurisdiction issues defined therein. Any holder of this document is advised that information contained hereon reflects the Company's findings at the time of its intervention only and within the limits of Client's instructions, if any. The Company's sole responsibility is to its Client and this document does not exonerate parties to a transaction from exercising all their rights and obligations under the transaction documents. This document cannot be reproduced except in full, without prior written approval of the Company. Any unauthorized alteration, forgery or falsification of the content or appearance of this document is unlawful and offenders may be prosecuted to the fullest extent of the law.

6.7.2 Duty Cycle test plot

BR



EDR



Unless otherwise stated the results shown in this test report refer only to the sample(s) tested and such sample(s) are retained for 90 days only.
除非另有說明，此報告結果僅對測試之樣品負責，同時此樣品僅保留90天。本報告未經本公司書面許可，不可部份複製。

This document is issued by the Company subject to its General Conditions of Service printed overleaf, available on request or accessible at <http://www.sgs.com.tw/Terms-and-Conditions> and for electronic format documents, subject to Terms and Conditions for Electronic Documents at <http://www.sgs.com.tw/Terms-and-Conditions>. Attention is drawn to the limitation of liability, indemnification and jurisdiction issues defined therein. Any holder of this document is advised that information contained hereon reflects the Company's findings at the time of its intervention only and within the limits of Client's instructions, if any. The Company's sole responsibility is to its Client and this document does not exonerate parties to a transaction from exercising all their rights and obligations under the transaction documents. This document cannot be reproduced except in full, without prior written approval of the Company. Any unauthorized alteration, forgery or falsification of the content or appearance of this document is unlawful and offenders may be prosecuted to the fullest extent of the law.

SGS Taiwan Ltd.

No.134,Wu Kung Road, New Taipei Industrial Park, Wuku District, New Taipei City, Taiwan/新北市五股區新北產業園區五工路 134 號

台灣檢驗科技股份有限公司

t (886-2) 2299-3279

f (886-2) 2298-0488

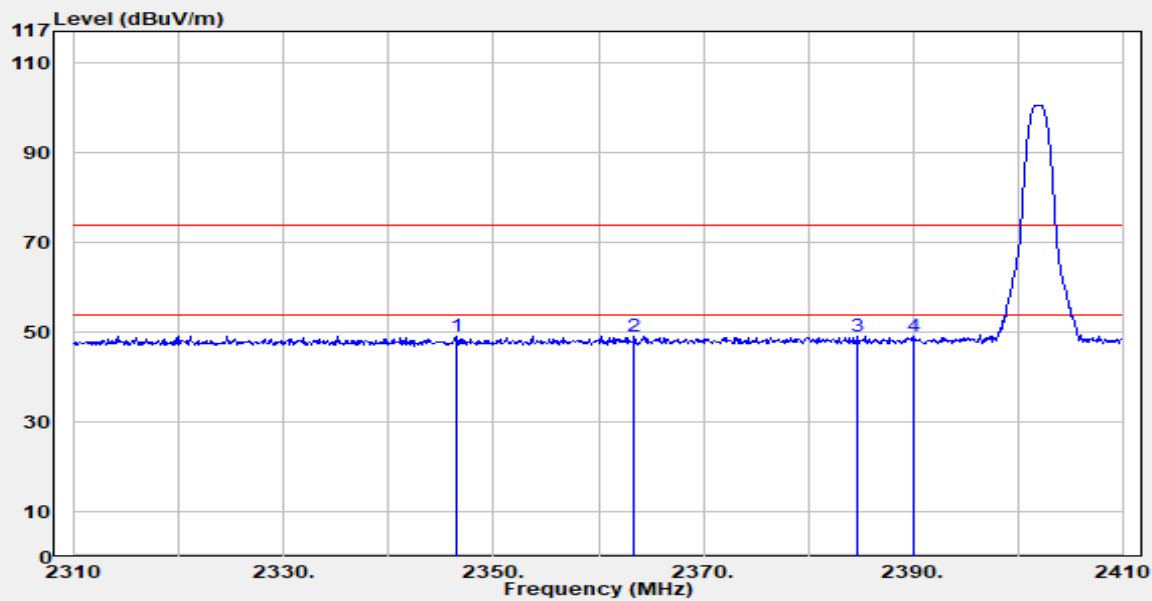
www.sgs.com.tw

Member of SGS Group

6.7.3 Bandedge Result

Report Number :TERF2207001183ER
Operation Mode :BR
Test Frequency :2402 MHz
Test Mode :Bandedge
EUT Pol :E1 Plane

Test Site :SAC 1
Test Date :2022-09-01
Temp./Humi. :25.1/66
Antenna Pol. :Vertical
Engineer :Jack Liu



Freq. MHz	Detector Mode PK/QP/AV	Spectrum Reading Level dBuV	Factor dB	Actual FS dBuV/m	Limit @3m dBuV/m	Margin dB
--------------	------------------------------	-----------------------------------	--------------	------------------------	------------------------	--------------

2346.50	Peak	48.73	0.53	49.26	74.00	-24.74
2363.40	Peak	48.68	0.55	49.24	74.00	-24.76
2384.70	Peak	48.62	0.59	49.21	74.00	-24.79
2390.00	Peak	48.60	0.60	49.20	74.00	-24.80

Freq. (MHz)	Detector	Peak Actual FS (dBuV/m)	Duty Cycle Factor (dB)	Average Value (dBuV/m)	Average Limit@3m (dBuV/m)	Margin (dB)
----------------	----------	-------------------------------	------------------------------	---------------------------	---------------------------------	----------------

2346.500	Average	49.26	-24.93	24.33	54.00	-29.67
2363.400	Average	49.24	-24.93	24.31	54.00	-29.69
2384.700	Average	49.21	-24.93	24.28	54.00	-29.72
2390.000	Average	49.20	-24.93	24.27	54.00	-29.73

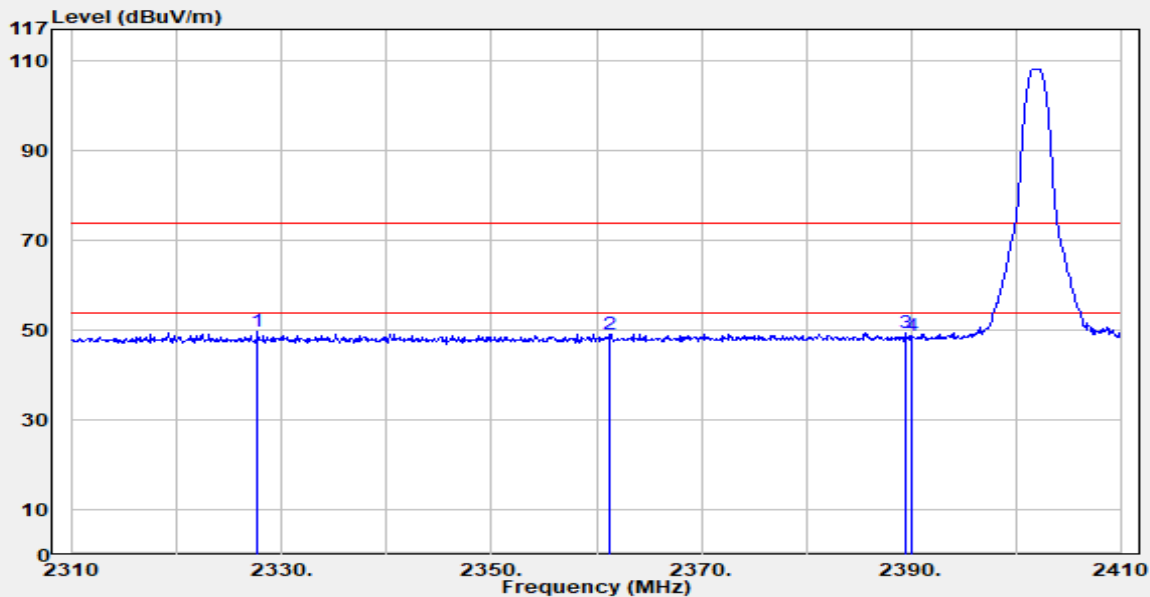
Unless otherwise stated the results shown in this test report refer only to the sample(s) tested and such sample(s) are retained for 90 days only.

除非另有說明，此報告結果僅對測試之樣品負責，同時此樣品僅保留90天。本報告未經本公司書面許可，不可部份複製。

This document is issued by the Company subject to its General Conditions of Service printed overleaf, available on request or accessible at <http://www.sgs.com.tw/Terms-and-Conditions> and for electronic format documents, subject to Terms and Conditions for Electronic Documents at <http://www.sgs.com.tw/Terms-and-Conditions>. Attention is drawn to the limitation of liability, indemnification and jurisdiction issues defined therein. Any holder of this document is advised that information contained hereon reflects the Company's findings at the time of its intervention only and within the limits of Client's instructions, if any. The Company's sole responsibility is to its Client and this document does not exonerate parties to a transaction from exercising all their rights and obligations under the transaction documents. This document cannot be reproduced except in full, without prior written approval of the Company. Any unauthorized alteration, forgery or falsification of the content or appearance of this document is unlawful and offenders may be prosecuted to the fullest extent of the law.

Report Number :TERF2207001183ER
 Operation Mode :BR
 Test Frequency :2402 MHz
 Test Mode :Bandedge
 EUT Pol :E1 Plane

Test Site :SAC 1
 Test Date :2022-09-01
 Temp./Humi. :25.1/66
 Antenna Pol. :Horizontal
 Engineer :Jack Liu



Freq. MHz	Detector Mode PK/QP/AV	Spectrum Reading Level dBuV	Factor dB	Actual FS dBuV/m	Limit @3m dBuV/m	Margin dB
2327.70	Peak	49.12	0.51	49.64	74.00	-24.36
2361.20	Peak	48.73	0.55	49.28	74.00	-24.72
2389.60	Peak	49.01	0.60	49.61	74.00	-24.39
2390.00	Peak	48.12	0.60	48.72	74.00	-25.28

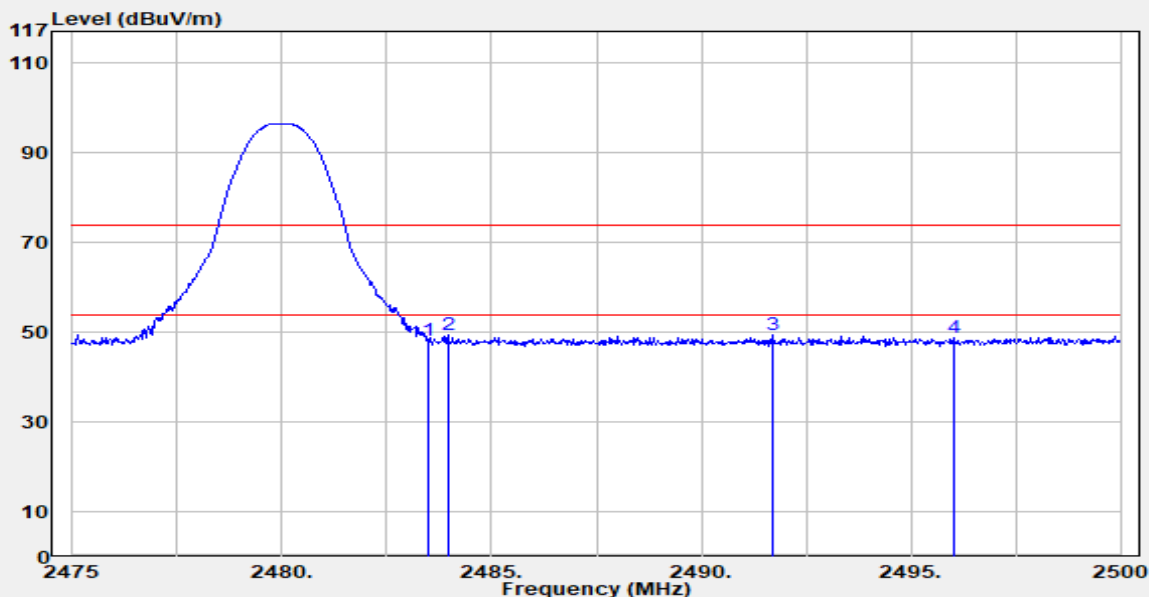
Freq. (MHz)	Detector	Peak Actual FS (dBuV/m)	Duty Cycle Factor (dB)	Average Value (dBuV/m)	Average Limit@3m (dBuV/m)	Margin (dB)
2327.700	Average	49.64	-24.93	24.71	54.00	-29.29
2361.200	Average	49.28	-24.93	24.35	54.00	-29.65
2389.600	Average	49.61	-24.93	24.68	54.00	-29.32
2390.000	Average	48.72	-24.93	23.79	54.00	-30.21

Unless otherwise stated the results shown in this test report refer only to the sample(s) tested and such sample(s) are retained for 90 days only.
 除非另有說明，此報告結果僅對測試之樣品負責，同時此樣品僅保留90天。本報告未經本公司書面許可，不可部份複製。

This document is issued by the Company subject to its General Conditions of Service printed overleaf, available on request or accessible at <http://www.sgs.com.tw/Terms-and-Conditions> and for electronic format documents, subject to Terms and Conditions for Electronic Documents at <http://www.sgs.com.tw/Terms-and-Conditions>. Attention is drawn to the limitation of liability, indemnification and jurisdiction issues defined therein. Any holder of this document is advised that information contained hereon reflects the Company's findings at the time of its intervention only and within the limits of Client's instructions, if any. The Company's sole responsibility is to its Client and this document does not exonerate parties to a transaction from exercising all their rights and obligations under the transaction documents. This document cannot be reproduced except in full, without prior written approval of the Company. Any unauthorized alteration, forgery or falsification of the content or appearance of this document is unlawful and offenders may be prosecuted to the fullest extent of the law.

Report Number :TERF2207001183ER
Operation Mode :BR
Test Frequency :2480 MHz
Test Mode :Bandedge
EUT Pol :E1 Plane

Test Site :SAC 1
Test Date :2022-09-01
Temp./Humi. :25.1/66
Antenna Pol. :Vertical
Engineer :Jack Liu



Freq. MHz	Detector Mode PK/QP/AV	Spectrum Reading Level dBUV	Factor dB	Actual FS dBUV/m	Limit @3m dBUV/m	Margin dB
2483.50	Peak	47.84	0.43	48.27	74.00	-25.73
2483.95	Peak	49.06	0.43	49.49	74.00	-24.51
2491.73	Peak	48.91	0.47	49.39	74.00	-24.61
2496.03	Peak	48.37	0.50	48.87	74.00	-25.13

Freq. (MHz)	Detector	Peak Actual FS (dBUV/m)	Duty Cycle Factor (dB)	Average Value (dBUV/m)	Average Limit@3m (dBUV/m)	Margin (dB)
2483.500	Average	48.27	-24.93	23.34	54.00	-30.66
2483.950	Average	49.49	-24.93	24.56	54.00	-29.44
2491.730	Average	49.39	-24.93	24.46	54.00	-29.54
2496.030	Average	48.87	-24.93	23.94	54.00	-30.06

Unless otherwise stated the results shown in this test report refer only to the sample(s) tested and such sample(s) are retained for 90 days only.

除非另有說明，此報告結果僅對測試之樣品負責，同時此樣品僅保留90天。本報告未經本公司書面許可，不可部份複製。

This document is issued by the Company subject to its General Conditions of Service printed overleaf, available on request or accessible at <http://www.sgs.com.tw/Terms-and-Conditions> and for electronic format documents, subject to Terms and Conditions for Electronic Documents at <http://www.sgs.com.tw/Terms-and-Conditions>. Attention is drawn to the limitation of liability, indemnification and jurisdiction issues defined therein. Any holder of this document is advised that information contained hereon reflects the Company's findings at the time of its intervention only and within the limits of Client's instructions, if any. The Company's sole responsibility is to its Client and this document does not exonerate parties to a transaction from exercising all their rights and obligations under the transaction documents. This document cannot be reproduced except in full, without prior written approval of the Company. Any unauthorized alteration, forgery or falsification of the content or appearance of this document is unlawful and offenders may be prosecuted to the fullest extent of the law.

SGS Taiwan Ltd.

No.134,Wu Kung Road, New Taipei Industrial Park, Wuku District, New Taipei City, Taiwan/新北市五股區新北產業園區五工路 134 號

台灣檢驗科技股份有限公司

t (886-2) 2299-3279

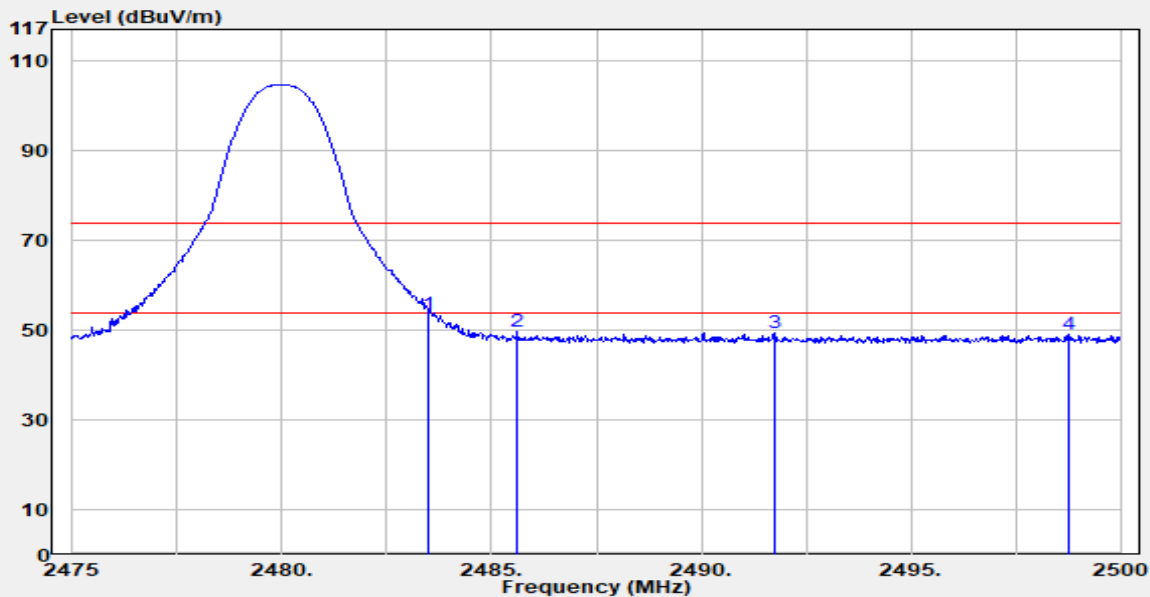
f (886-2) 2298-0488

www.sgs.com.tw

Member of SGS Group

Report Number :TERF2207001183ER
Operation Mode :BR
Test Frequency :2480 MHz
Test Mode :Bandedge
EUT Pol :E1 Plane

Test Site :SAC 1
Test Date :2022-09-01
Temp./Humi. :25.1/66
Antenna Pol. :Horizontal
Engineer :Jack Liu



Freq. MHz	Detector Mode PK/QP/AV	Spectrum Reading Level dBUV	Factor dB	Actual FS dBUV/m	Limit @3m dBUV/m	Margin dB
2483.50	Peak	53.21	0.43	53.64	74.00	-20.36
2485.63	Peak	49.43	0.44	49.87	74.00	-24.13
2491.78	Peak	48.91	0.47	49.38	74.00	-24.62
2498.78	Peak	48.55	0.52	49.06	74.00	-24.94

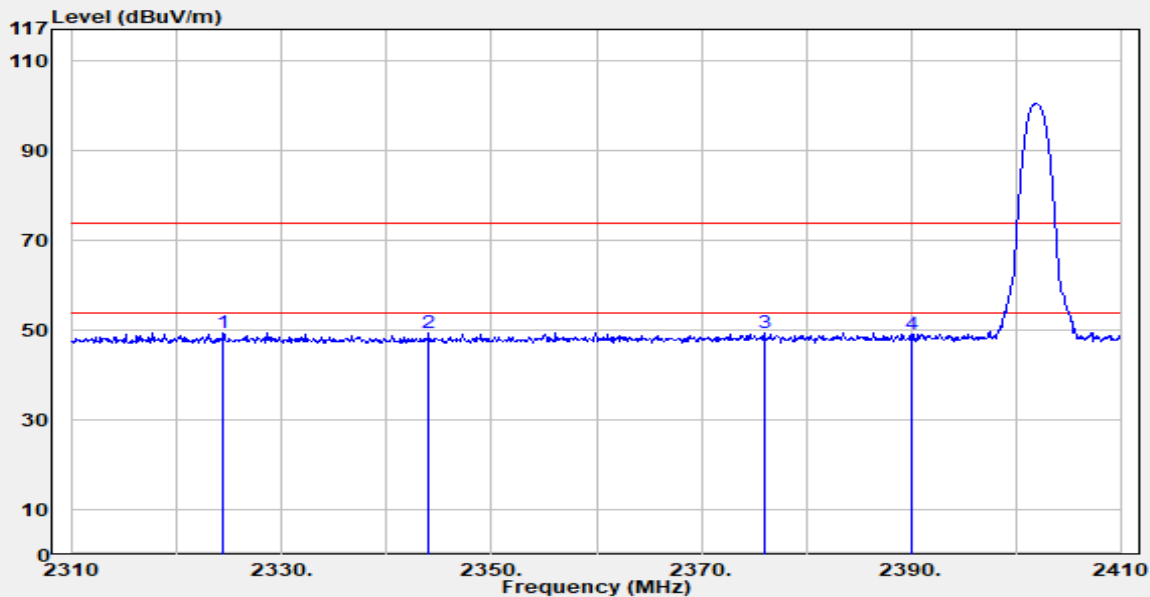
Freq. (MHz)	Detector	Peak Actual FS (dBUV/m)	Duty Cycle Factor (dB)	Average Value (dBUV/m)	Average Limit@3m (dBUV/m)	Margin (dB)
2483.500	Average	53.64	-24.93	28.71	54.00	-25.29
2485.630	Average	49.87	-24.93	24.94	54.00	-29.06
2491.780	Average	49.38	-24.93	24.45	54.00	-29.55
2498.780	Average	49.06	-24.93	24.13	54.00	-29.87

Unless otherwise stated the results shown in this test report refer only to the sample(s) tested and such sample(s) are retained for 90 days only.
除非另有說明，此報告結果僅對測試之樣品負責，同時此樣品僅保留90天。本報告未經本公司書面許可，不可部份複製。

This document is issued by the Company subject to its General Conditions of Service printed overleaf, available on request or accessible at <http://www.sgs.com.tw/Terms-and-Conditions> and for electronic format documents, subject to Terms and Conditions for Electronic Documents at <http://www.sgs.com.tw/Terms-and-Conditions>. Attention is drawn to the limitation of liability, indemnification and jurisdiction issues defined therein. Any holder of this document is advised that information contained hereon reflects the Company's findings at the time of its intervention only and within the limits of Client's instructions, if any. The Company's sole responsibility is to its Client and this document does not exonerate parties to a transaction from exercising all their rights and obligations under the transaction documents. This document cannot be reproduced except in full, without prior written approval of the Company. Any unauthorized alteration, forgery or falsification of the content or appearance of this document is unlawful and offenders may be prosecuted to the fullest extent of the law.

Report Number :TERF2207001183ER
 Operation Mode :EDR 3M
 Test Frequency :2402 MHz
 Test Mode :Bandedge
 EUT Pol :E1 Plane

Test Site :SAC 1
 Test Date :2022-09-01
 Temp./Humi. :25.1/66
 Antenna Pol. :Vertical
 Engineer :Jack Liu



Freq. MHz	Detector Mode PK/QP/AV	Spectrum Reading Level dBUV	Factor dB	Actual FS dBUV/m	Limit @3m dBUV/m	Margin dB
2324.40	Peak	49.10	0.51	49.61	74.00	-24.39
2344.00	Peak	48.97	0.53	49.50	74.00	-24.50
2376.00	Peak	48.90	0.58	49.48	74.00	-24.52
2390.00	Peak	48.43	0.60	49.03	74.00	-24.97

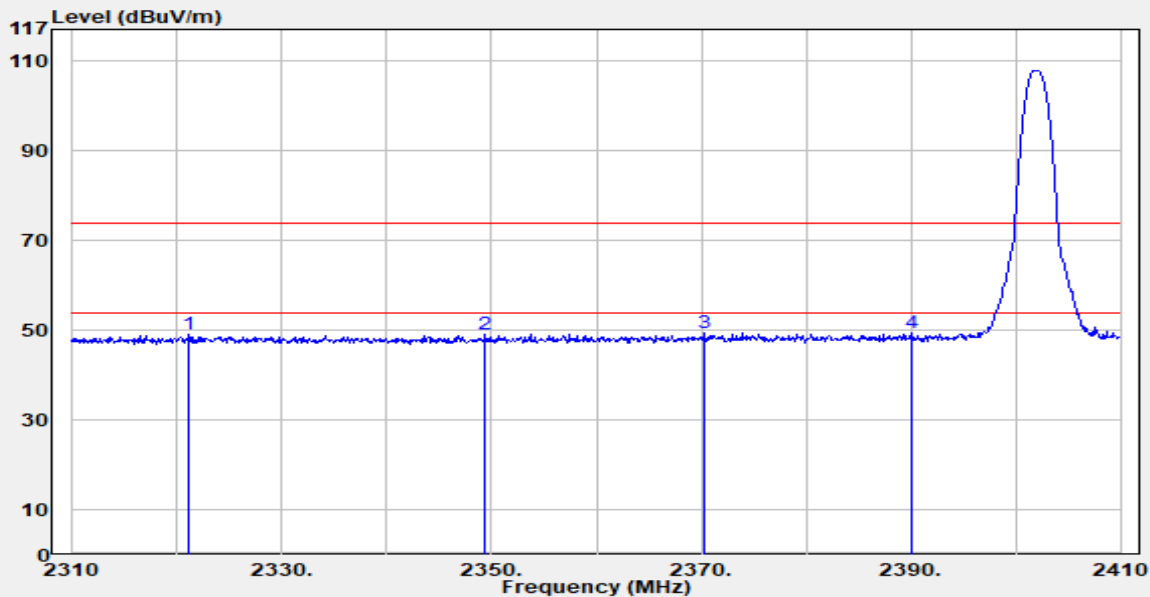
Freq. (MHz)	Detector	Peak Actual FS (dBUV/m)	Duty Cycle Factor (dB)	Average Value (dBUV/m)	Average Limit@3m (dBUV/m)	Margin (dB)
2324.400	Average	49.61	-24.93	24.68	54.00	-29.32
2344.000	Average	49.50	-24.93	24.57	54.00	-29.43
2376.000	Average	49.48	-24.93	24.55	54.00	-29.45
2390.000	Average	49.03	-24.93	24.10	54.00	-29.90

Unless otherwise stated the results shown in this test report refer only to the sample(s) tested and such sample(s) are retained for 90 days only.
 除非另有說明，此報告結果僅對測試之樣品負責，同時此樣品僅保留90天。本報告未經本公司書面許可，不可部份複製。

This document is issued by the Company subject to its General Conditions of Service printed overleaf, available on request or accessible at <http://www.sgs.com.tw/Terms-and-Conditions> and for electronic format documents, subject to Terms and Conditions for Electronic Documents at <http://www.sgs.com.tw/Terms-and-Conditions>. Attention is drawn to the limitation of liability, indemnification and jurisdiction issues defined therein. Any holder of this document is advised that information contained hereon reflects the Company's findings at the time of its intervention only and within the limits of Client's instructions, if any. The Company's sole responsibility is to its Client and this document does not exonerate parties to a transaction from exercising all their rights and obligations under the transaction documents. This document cannot be reproduced except in full, without prior written approval of the Company. Any unauthorized alteration, forgery or falsification of the content or appearance of this document is unlawful and offenders may be prosecuted to the fullest extent of the law.

Report Number :TERF2207001183ER
 Operation Mode :EDR 3M
 Test Frequency :2402 MHz
 Test Mode :Bandedge
 EUT Pol :E1 Plane

Test Site :SAC 1
 Test Date :2022-09-01
 Temp./Humi. :25.1/66
 Antenna Pol. :Horizontal
 Engineer :Jack Liu



Freq. MHz	Detector Mode PK/QP/AV	Spectrum Reading Level dBuV	Factor dB	Actual FS dBuV/m	Limit @3m dBuV/m	Margin dB
2321.10	Peak	48.51	0.51	49.01	74.00	-24.99
2349.40	Peak	48.68	0.53	49.21	74.00	-24.79
2370.20	Peak	48.85	0.57	49.41	74.00	-24.59
2390.00	Peak	48.75	0.60	49.35	74.00	-24.65

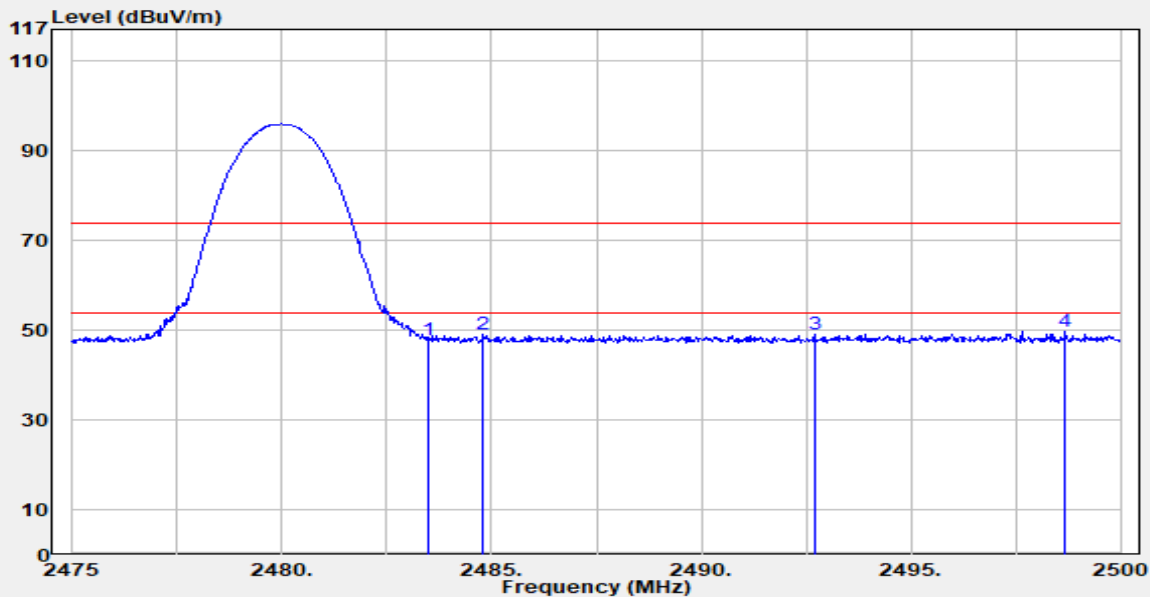
Freq. (MHz)	Detector	Peak Actual FS (dBuV/m)	Duty Cycle Factor (dB)	Average Value (dBuV/m)	Average Limit@3m (dBuV/m)	Margin (dB)
2321.100	Average	49.01	-24.93	24.08	54.00	-29.92
2349.400	Average	49.21	-24.93	24.28	54.00	-29.72
2370.200	Average	49.41	-24.93	24.48	54.00	-29.52
2390.000	Average	49.35	-24.93	24.42	54.00	-29.58

Unless otherwise stated the results shown in this test report refer only to the sample(s) tested and such sample(s) are retained for 90 days only.
 除非另有說明，此報告結果僅對測試之樣品負責，同時此樣品僅保留90天。本報告未經本公司書面許可，不可部份複製。

This document is issued by the Company subject to its General Conditions of Service printed overleaf, available on request or accessible at <http://www.sgs.com.tw/Terms-and-Conditions> and for electronic format documents, subject to Terms and Conditions for Electronic Documents at <http://www.sgs.com.tw/Terms-and-Conditions>. Attention is drawn to the limitation of liability, indemnification and jurisdiction issues defined therein. Any holder of this document is advised that information contained hereon reflects the Company's findings at the time of its intervention only and within the limits of Client's instructions, if any. The Company's sole responsibility is to its Client and this document does not exonerate parties to a transaction from exercising all their rights and obligations under the transaction documents. This document cannot be reproduced except in full, without prior written approval of the Company. Any unauthorized alteration, forgery or falsification of the content or appearance of this document is unlawful and offenders may be prosecuted to the fullest extent of the law.

Report Number :TERF2207001183ER
Operation Mode :EDR 3M
Test Frequency :2480 MHz
Test Mode :Bandedge
EUT Pol :E1 Plane

Test Site :SAC 1
Test Date :2022-09-01
Temp./Humi. :25.1/66
Antenna Pol. :Vertical
Engineer :Jack Liu



Freq. MHz	Detector Mode PK/QP/AV	Spectrum Reading Level dBUV	Factor dB	Actual FS dBUV/m	Limit @3m dBUV/m	Margin dB
2483.50	Peak	47.52	0.43	47.95	74.00	-26.05
2484.80	Peak	48.62	0.43	49.06	74.00	-24.94
2492.70	Peak	48.64	0.48	49.12	74.00	-24.88
2498.68	Peak	49.36	0.51	49.88	74.00	-24.12

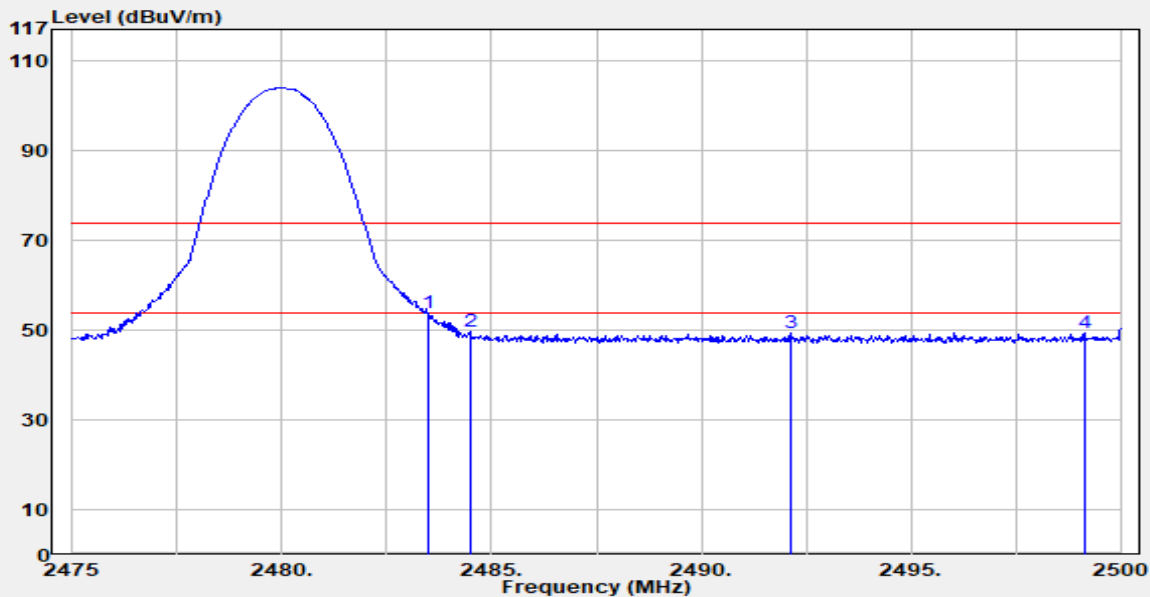
Freq. (MHz)	Detector	Peak Actual FS (dBUV/m)	Duty Cycle Factor (dB)	Average Value (dBUV/m)	Average Limit@3m (dBUV/m)	Margin (dB)
2483.500	Average	47.95	-24.93	23.02	54.00	-30.98
2484.800	Average	49.06	-24.93	24.13	54.00	-29.87
2492.700	Average	49.12	-24.93	24.19	54.00	-29.81
2498.680	Average	49.88	-24.93	24.95	54.00	-29.05

Unless otherwise stated the results shown in this test report refer only to the sample(s) tested and such sample(s) are retained for 90 days only.
除非另有說明，此報告結果僅對測試之樣品負責，同時此樣品僅保留90天。本報告未經本公司書面許可，不可部份複製。

This document is issued by the Company subject to its General Conditions of Service printed overleaf, available on request or accessible at <http://www.sgs.com.tw/Terms-and-Conditions> and for electronic format documents, subject to Terms and Conditions for Electronic Documents at <http://www.sgs.com.tw/Terms-and-Conditions>. Attention is drawn to the limitation of liability, indemnification and jurisdiction issues defined therein. Any holder of this document is advised that information contained hereon reflects the Company's findings at the time of its intervention only and within the limits of Client's instructions, if any. The Company's sole responsibility is to its Client and this document does not exonerate parties to a transaction from exercising all their rights and obligations under the transaction documents. This document cannot be reproduced except in full, without prior written approval of the Company. Any unauthorized alteration, forgery or falsification of the content or appearance of this document is unlawful and offenders may be prosecuted to the fullest extent of the law.

Report Number :TERF2207001183ER
 Operation Mode :EDR 3M
 Test Frequency :2480 MHz
 Test Mode :Bandedge
 EUT Pol :E1 Plane

Test Site :SAC 1
 Test Date :2022-09-01
 Temp./Humi. :25.1/66
 Antenna Pol. :Horizontal
 Engineer :Jack Liu



Freq. MHz	Detector Mode PK/QP/AV	Spectrum Reading Level dBUV	Factor dB	Actual FS dBUV/m	Limit @3m dBUV/m	Margin dB
2483.50	Peak	53.42	0.43	53.85	74.00	-20.15
2484.48	Peak	49.26	0.43	49.70	74.00	-24.30
2492.13	Peak	48.87	0.48	49.35	74.00	-24.65
2499.15	Peak	48.90	0.52	49.42	74.00	-24.58

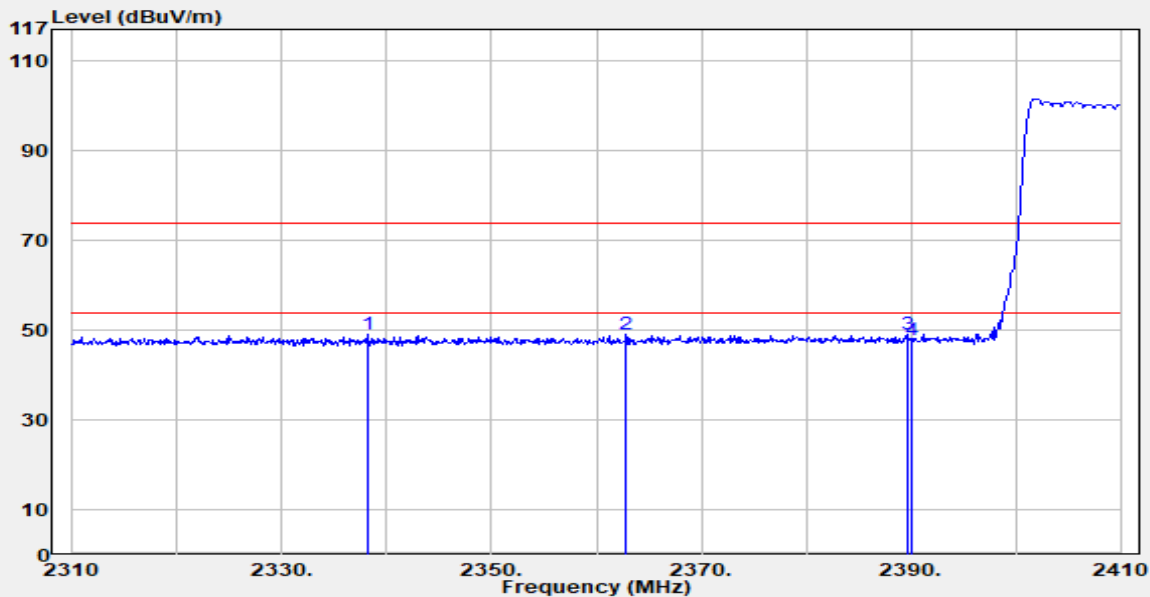
Freq. (MHz)	Detector	Peak Actual FS (dBUV/m)	Duty Cycle Factor (dB)	Average Value (dBUV/m)	Average Limit@3m (dBUV/m)	Margin (dB)
2483.500	Average	53.85	-24.93	28.92	54.00	-25.08
2484.480	Average	49.70	-24.93	24.77	54.00	-29.23
2492.130	Average	49.35	-24.93	24.42	54.00	-29.58
2499.150	Average	49.42	-24.93	24.49	54.00	-29.51

Unless otherwise stated the results shown in this test report refer only to the sample(s) tested and such sample(s) are retained for 90 days only.
 除非另有說明，此報告結果僅對測試之樣品負責，同時此樣品僅保留90天。本報告未經本公司書面許可，不可部份複製。

This document is issued by the Company subject to its General Conditions of Service printed overleaf, available on request or accessible at <http://www.sgs.com.tw/Terms-and-Conditions> and for electronic format documents, subject to Terms and Conditions for Electronic Documents at <http://www.sgs.com.tw/Terms-and-Conditions>. Attention is drawn to the limitation of liability, indemnification and jurisdiction issues defined therein. Any holder of this document is advised that information contained hereon reflects the Company's findings at the time of its intervention only and within the limits of Client's instructions, if any. The Company's sole responsibility is to its Client and this document does not exonerate parties to a transaction from exercising all their rights and obligations under the transaction documents. This document cannot be reproduced except in full, without prior written approval of the Company. Any unauthorized alteration, forgery or falsification of the content or appearance of this document is unlawful and offenders may be prosecuted to the fullest extent of the law.

Report Number :TERF2207001183ER
 Operation Mode :BR Hopping
 Test Frequency :2402 MHz
 Test Mode :Bandedge
 EUT Pol :E1 Plane

Test Site :SAC 1
 Test Date :2022-09-01
 Temp./Humi. :25.1/66
 Antenna Pol. :Vertical
 Engineer :Jack Liu



Freq. MHz	Detector Mode PK/QP/AV	Spectrum Reading Level dBuV	Factor dB	Actual FS dBuV/m	Limit @3m dBuV/m	Margin dB
2338.10	Peak	48.51	0.52	49.03	74.00	-24.97
2362.80	Peak	48.50	0.55	49.05	74.00	-24.95
2389.70	Peak	48.46	0.60	49.06	74.00	-24.94
2390.00	Peak	47.36	0.60	47.96	74.00	-26.04

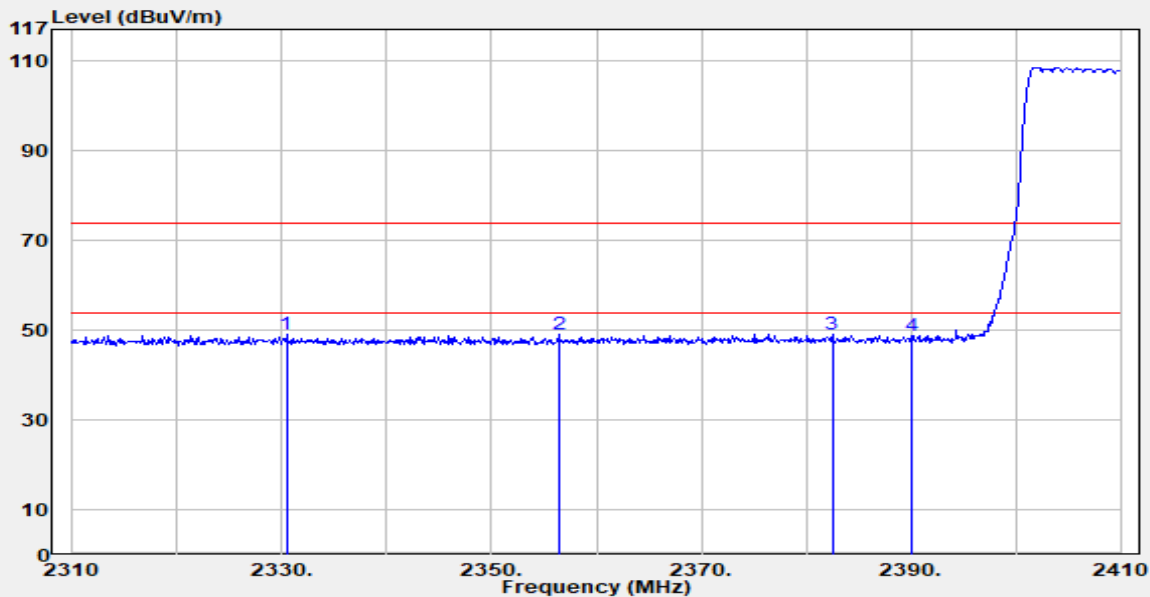
Freq. (MHz)	Detector	Peak Actual FS (dBuV/m)	Duty Cycle Factor (dB)	Average Value (dBuV/m)	Average Limit@3m (dBuV/m)	Margin (dB)
2338.100	Average	49.03	-24.93	24.10	54.00	-29.90
2362.800	Average	49.05	-24.93	24.12	54.00	-29.88
2389.700	Average	49.06	-24.93	24.13	54.00	-29.87
2390.000	Average	47.96	-24.93	23.03	54.00	-30.97

Unless otherwise stated the results shown in this test report refer only to the sample(s) tested and such sample(s) are retained for 90 days only.
 除非另有說明，此報告結果僅對測試之樣品負責，同時此樣品僅保留90天。本報告未經本公司書面許可，不可部份複製。

This document is issued by the Company subject to its General Conditions of Service printed overleaf, available on request or accessible at <http://www.sgs.com.tw/Terms-and-Conditions> and for electronic format documents, subject to Terms and Conditions for Electronic Documents at <http://www.sgs.com.tw/Terms-and-Conditions>. Attention is drawn to the limitation of liability, indemnification and jurisdiction issues defined therein. Any holder of this document is advised that information contained hereon reflects the Company's findings at the time of its intervention only and within the limits of Client's instructions, if any. The Company's sole responsibility is to its Client and this document does not exonerate parties to a transaction from exercising all their rights and obligations under the transaction documents. This document cannot be reproduced except in full, without prior written approval of the Company. Any unauthorized alteration, forgery or falsification of the content or appearance of this document is unlawful and offenders may be prosecuted to the fullest extent of the law.

Report Number :TERF2207001183ER
 Operation Mode :BR Hopping
 Test Frequency :2402 MHz
 Test Mode :Bandedge
 EUT Pol :E1 Plane

Test Site :SAC 1
 Test Date :2022-09-01
 Temp./Humi. :25.1/66
 Antenna Pol. :Horizontal
 Engineer :Jack Liu



Freq. MHz	Detector Mode PK/QP/AV	Spectrum Reading Level dBUV	Factor dB	Actual FS dBUV/m	Limit @3m dBUV/m	Margin dB
2330.40	Peak	48.52	0.51	49.04	74.00	-24.96
2356.40	Peak	48.75	0.54	49.29	74.00	-24.71
2382.50	Peak	48.65	0.59	49.24	74.00	-24.76
2390.00	Peak	48.10	0.60	48.70	74.00	-25.30

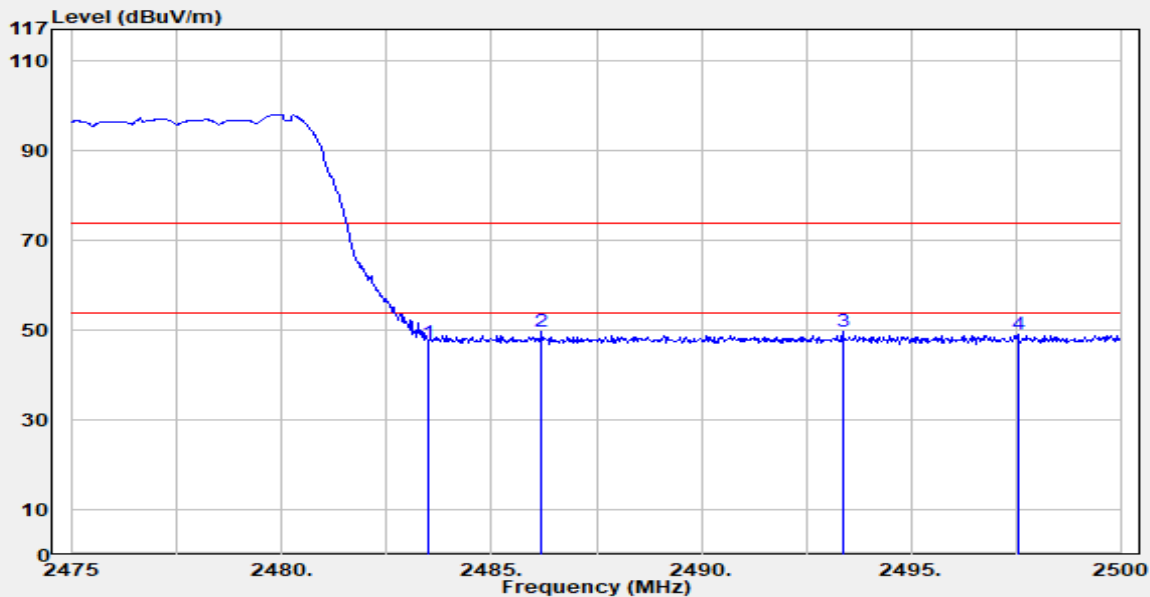
Freq. (MHz)	Detector	Peak Actual FS (dBUV/m)	Duty Cycle Factor (dB)	Average Value (dBUV/m)	Average Limit@3m (dBUV/m)	Margin (dB)
2330.400	Average	49.04	-24.93	24.11	54.00	-29.89
2356.400	Average	49.29	-24.93	24.36	54.00	-29.64
2382.500	Average	49.24	-24.93	24.31	54.00	-29.69
2390.000	Average	48.70	-24.93	23.77	54.00	-30.23

Unless otherwise stated the results shown in this test report refer only to the sample(s) tested and such sample(s) are retained for 90 days only.
 除非另有說明，此報告結果僅對測試之樣品負責，同時此樣品僅保留90天。本報告未經本公司書面許可，不可部份複製。

This document is issued by the Company subject to its General Conditions of Service printed overleaf, available on request or accessible at <http://www.sgs.com.tw/Terms-and-Conditions> and for electronic format documents, subject to Terms and Conditions for Electronic Documents at <http://www.sgs.com.tw/Terms-and-Conditions>. Attention is drawn to the limitation of liability, indemnification and jurisdiction issues defined therein. Any holder of this document is advised that information contained hereon reflects the Company's findings at the time of its intervention only and within the limits of Client's instructions, if any. The Company's sole responsibility is to its Client and this document does not exonerate parties to a transaction from exercising all their rights and obligations under the transaction documents. This document cannot be reproduced except in full, without prior written approval of the Company. Any unauthorized alteration, forgery or falsification of the content or appearance of this document is unlawful and offenders may be prosecuted to the fullest extent of the law.

Report Number :TERF2207001183ER
 Operation Mode :BR Hopping
 Test Frequency :2480 MHz
 Test Mode :Bandedge
 EUT Pol :E1 Plane

Test Site :SAC 1
 Test Date :2022-09-01
 Temp./Humi. :25.1/66
 Antenna Pol. :Vertical
 Engineer :Jack Liu



Freq. MHz	Detector Mode PK/QP/AV	Spectrum Reading Level dBuV	Factor dB	Actual FS dBuV/m	Limit @3m dBuV/m	Margin dB
2483.50	Peak	46.94	0.43	47.37	74.00	-26.63
2486.20	Peak	49.42	0.44	49.86	74.00	-24.14
2493.38	Peak	49.16	0.48	49.64	74.00	-24.36
2497.55	Peak	48.70	0.51	49.21	74.00	-24.79

Freq. (MHz)	Detector	Peak Actual FS (dBuV/m)	Duty Cycle Factor (dB)	Average Value (dBuV/m)	Average Limit@3m (dBuV/m)	Margin (dB)
2483.500	Average	47.37	-24.93	22.44	54.00	-31.56
2486.200	Average	49.86	-24.93	24.93	54.00	-29.07
2493.380	Average	49.64	-24.93	24.71	54.00	-29.29
2497.550	Average	49.21	-24.93	24.28	54.00	-29.72

Unless otherwise stated the results shown in this test report refer only to the sample(s) tested and such sample(s) are retained for 90 days only.
 除非另有說明，此報告結果僅對測試之樣品負責，同時此樣品僅保留90天。本報告未經本公司書面許可，不可部份複製。

This document is issued by the Company subject to its General Conditions of Service printed overleaf, available on request or accessible at <http://www.sgs.com.tw/Terms-and-Conditions> and for electronic format documents, subject to Terms and Conditions for Electronic Documents at <http://www.sgs.com.tw/Terms-and-Conditions>. Attention is drawn to the limitation of liability, indemnification and jurisdiction issues defined therein. Any holder of this document is advised that information contained hereon reflects the Company's findings at the time of its intervention only and within the limits of Client's instructions, if any. The Company's sole responsibility is to its Client and this document does not exonerate parties to a transaction from exercising all their rights and obligations under the transaction documents. This document cannot be reproduced except in full, without prior written approval of the Company. Any unauthorized alteration, forgery or falsification of the content or appearance of this document is unlawful and offenders may be prosecuted to the fullest extent of the law.

SGS Taiwan Ltd.

No.134,Wu Kung Road, New Taipei Industrial Park, Wuku District, New Taipei City, Taiwan/新北市五股區新北產業園區五工路 134 號

台灣檢驗科技股份有限公司

t (886-2) 2299-3279

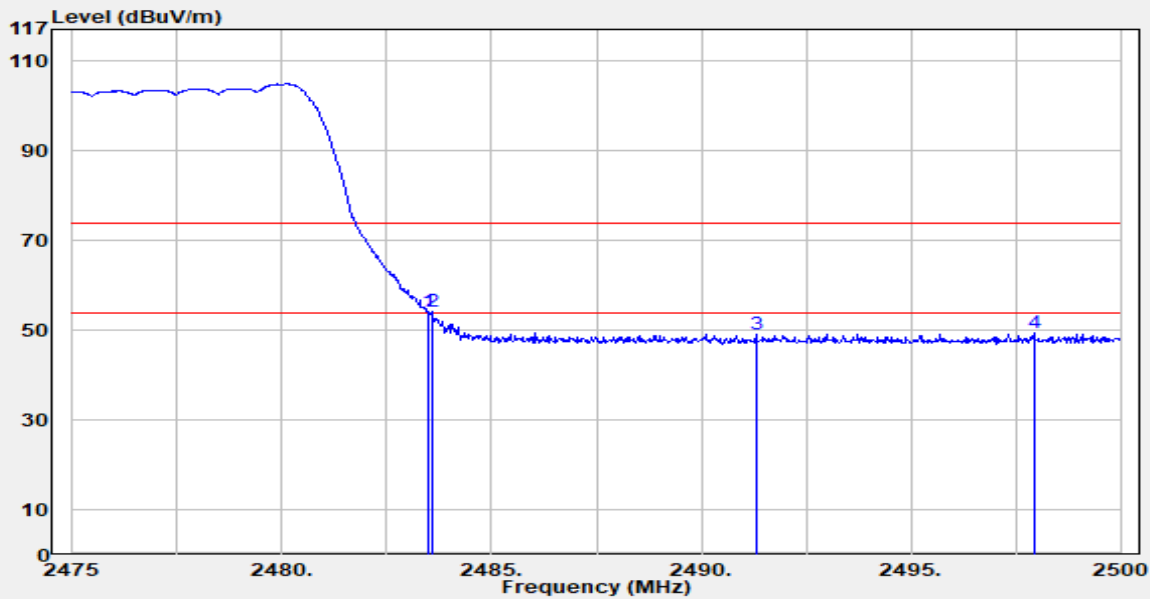
f (886-2) 2298-0488

www.sgs.com.tw

Member of SGS Group

Report Number :TERF2207001183ER
Operation Mode :BR Hopping
Test Frequency :2480 MHz
Test Mode :Bandedge
EUT Pol :E1 Plane

Test Site :SAC 1
Test Date :2022-09-01
Temp./Humi. :25.1/66
Antenna Pol. :Horizontal
Engineer :Jack Liu



Freq. MHz	Detector Mode PK/QP/AV	Spectrum Reading Level dBuV	Factor dB	Actual FS dBuV/m	Limit @3m dBuV/m	Margin dB
2483.50	Peak	53.65	0.43	54.07	74.00	-19.93
2483.58	Peak	53.76	0.43	54.18	74.00	-19.82
2491.30	Peak	48.68	0.47	49.15	74.00	-24.85
2497.95	Peak	48.98	0.51	49.49	74.00	-24.51

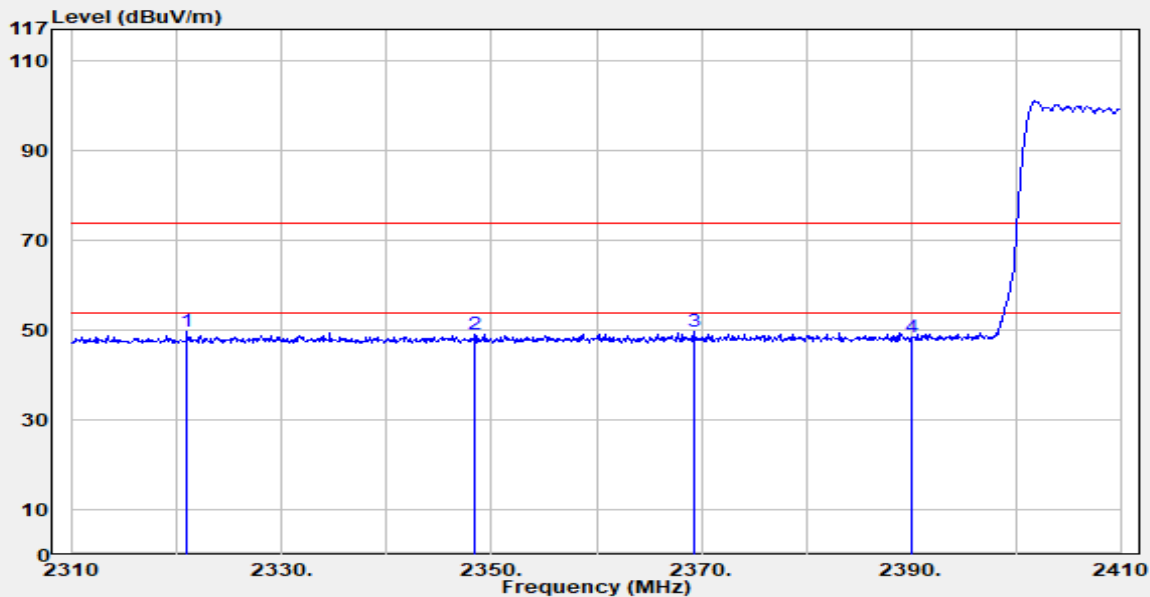
Freq. (MHz)	Detector	Peak Actual FS (dBuV/m)	Duty Cycle Factor (dB)	Average Value (dBuV/m)	Average Limit@3m (dBuV/m)	Margin (dB)
2483.500	Average	54.07	-24.93	29.14	54.00	-24.86
2483.580	Average	54.18	-24.93	29.25	54.00	-24.75
2491.300	Average	49.15	-24.93	24.22	54.00	-29.78
2497.950	Average	49.49	-24.93	24.56	54.00	-29.44

Unless otherwise stated the results shown in this test report refer only to the sample(s) tested and such sample(s) are retained for 90 days only.
除非另有說明，此報告結果僅對測試之樣品負責，同時此樣品僅保留90天。本報告未經本公司書面許可，不可部份複製。

This document is issued by the Company subject to its General Conditions of Service printed overleaf, available on request or accessible at <http://www.sgs.com.tw/Terms-and-Conditions> and for electronic format documents, subject to Terms and Conditions for Electronic Documents at <http://www.sgs.com.tw/Terms-and-Conditions>. Attention is drawn to the limitation of liability, indemnification and jurisdiction issues defined therein. Any holder of this document is advised that information contained hereon reflects the Company's findings at the time of its intervention only and within the limits of Client's instructions, if any. The Company's sole responsibility is to its Client and this document does not exonerate parties to a transaction from exercising all their rights and obligations under the transaction documents. This document cannot be reproduced except in full, without prior written approval of the Company. Any unauthorized alteration, forgery or falsification of the content or appearance of this document is unlawful and offenders may be prosecuted to the fullest extent of the law.

Report Number :TERF2207001183ER
 Operation Mode :EDR 3M Hopping
 Test Frequency :2402 MHz
 Test Mode :Bandedge
 EUT Pol :E1 Plane

Test Site :SAC 1
 Test Date :2022-09-01
 Temp./Humi. :25.1/66
 Antenna Pol. :Vertical
 Engineer :Jack Liu



Freq. MHz	Detector Mode PK/QP/AV	Spectrum Reading Level dBuV	Factor dB	Actual FS dBuV/m	Limit @3m dBuV/m	Margin dB
2320.90	Peak	49.37	0.51	49.88	74.00	-24.12
2348.40	Peak	48.72	0.53	49.25	74.00	-24.75
2369.30	Peak	49.11	0.56	49.68	74.00	-24.32
2390.00	Peak	47.84	0.60	48.44	74.00	-25.56

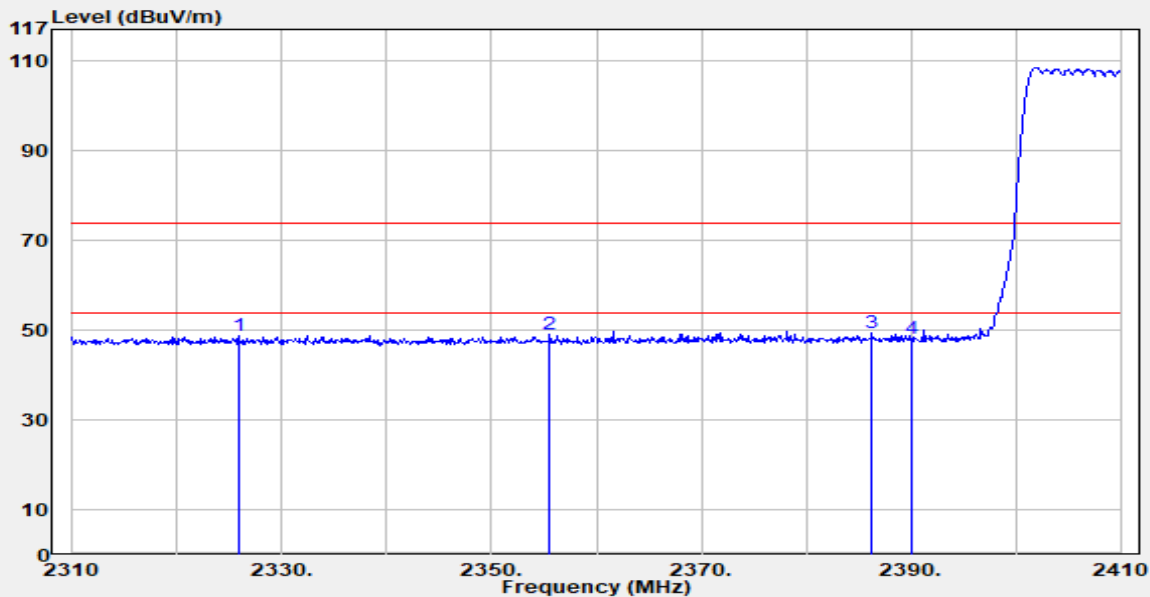
Freq. (MHz)	Detector	Peak Actual FS (dBuV/m)	Duty Cycle Factor (dB)	Average Value (dBuV/m)	Average Limit@3m (dBuV/m)	Margin (dB)
2320.900	Average	49.88	-24.93	24.95	54.00	-29.05
2348.400	Average	49.25	-24.93	24.32	54.00	-29.68
2369.300	Average	49.68	-24.93	24.75	54.00	-29.25
2390.000	Average	48.44	-24.93	23.51	54.00	-30.49

Unless otherwise stated the results shown in this test report refer only to the sample(s) tested and such sample(s) are retained for 90 days only.
 除非另有說明，此報告結果僅對測試之樣品負責，同時此樣品僅保留90天。本報告未經本公司書面許可，不可部份複製。

This document is issued by the Company subject to its General Conditions of Service printed overleaf, available on request or accessible at <http://www.sgs.com.tw/Terms-and-Conditions> and for electronic format documents, subject to Terms and Conditions for Electronic Documents at <http://www.sgs.com.tw/Terms-and-Conditions>. Attention is drawn to the limitation of liability, indemnification and jurisdiction issues defined therein. Any holder of this document is advised that information contained hereon reflects the Company's findings at the time of its intervention only and within the limits of Client's instructions, if any. The Company's sole responsibility is to its Client and this document does not exonerate parties to a transaction from exercising all their rights and obligations under the transaction documents. This document cannot be reproduced except in full, without prior written approval of the Company. Any unauthorized alteration, forgery or falsification of the content or appearance of this document is unlawful and offenders may be prosecuted to the fullest extent of the law.

Report Number :TERF2207001183ER
 Operation Mode :EDR 3M Hopping
 Test Frequency :2402 MHz
 Test Mode :Bandedge
 EUT Pol :E1 Plane

Test Site :SAC 1
 Test Date :2022-09-01
 Temp./Humi. :25.1/66
 Antenna Pol. :Horizontal
 Engineer :Jack Liu



Freq. MHz	Detector Mode PK/QP/AV	Spectrum Reading Level dBuV	Factor dB	Actual FS dBuV/m	Limit @3m dBuV/m	Margin dB
2325.80	Peak	48.33	0.51	48.84	74.00	-25.16
2355.50	Peak	48.46	0.54	49.00	74.00	-25.00
2386.30	Peak	48.85	0.59	49.45	74.00	-24.55
2390.00	Peak	47.53	0.60	48.13	74.00	-25.87

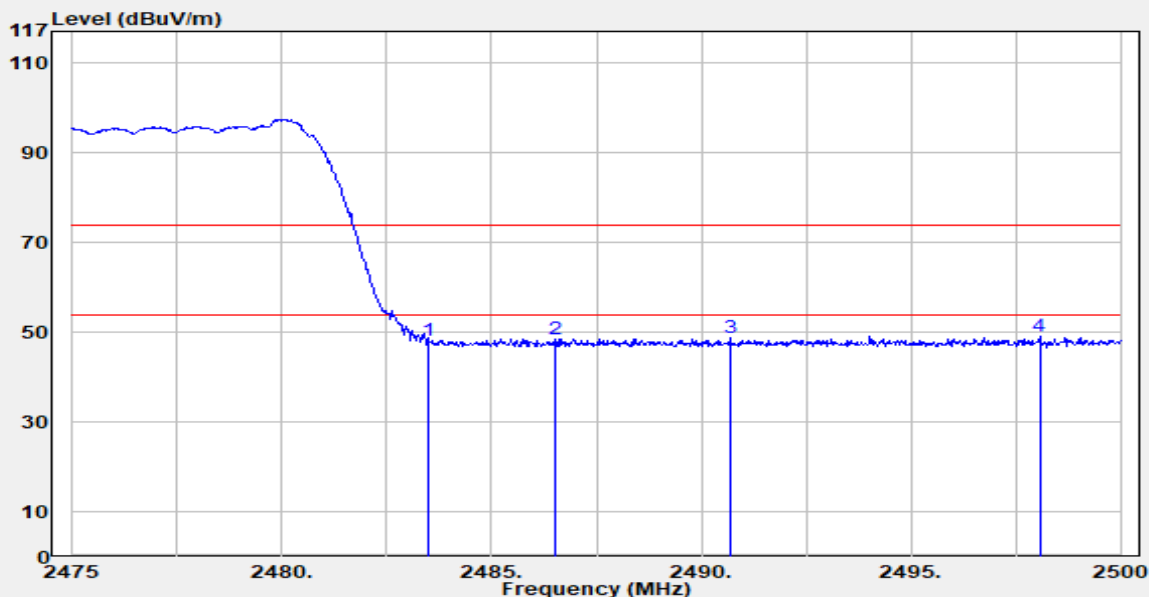
Freq. (MHz)	Detector	Peak Actual FS (dBuV/m)	Duty Cycle Factor (dB)	Average Value (dBuV/m)	Average Limit@3m (dBuV/m)	Margin (dB)
2325.800	Average	48.84	-24.93	23.91	54.00	-30.09
2355.500	Average	49.00	-24.93	24.07	54.00	-29.93
2386.300	Average	49.45	-24.93	24.52	54.00	-29.48
2390.000	Average	48.13	-24.93	23.20	54.00	-30.80

Unless otherwise stated the results shown in this test report refer only to the sample(s) tested and such sample(s) are retained for 90 days only.
 除非另有說明，此報告結果僅對測試之樣品負責，同時此樣品僅保留90天。本報告未經本公司書面許可，不可部份複製。

This document is issued by the Company subject to its General Conditions of Service printed overleaf, available on request or accessible at <http://www.sgs.com.tw/Terms-and-Conditions> and for electronic format documents, subject to Terms and Conditions for Electronic Documents at <http://www.sgs.com.tw/Terms-and-Conditions>. Attention is drawn to the limitation of liability, indemnification and jurisdiction issues defined therein. Any holder of this document is advised that information contained hereon reflects the Company's findings at the time of its intervention only and within the limits of Client's instructions, if any. The Company's sole responsibility is to its Client and this document does not exonerate parties to a transaction from exercising all their rights and obligations under the transaction documents. This document cannot be reproduced except in full, without prior written approval of the Company. Any unauthorized alteration, forgery or falsification of the content or appearance of this document is unlawful and offenders may be prosecuted to the fullest extent of the law.

Report Number :TERF2207001183ER
Operation Mode :EDR 3M Hopping
Test Frequency :2480 MHz
Test Mode :Bandedge
EUT Pol :E1 Plane

Test Site :SAC 1
Test Date :2022-09-01
Temp./Humi. :25.1/66
Antenna Pol. :Vertical
Engineer :Jack Liu



Freq. MHz	Detector Mode PK/QP/AV	Spectrum Reading Level dBuV	Factor dB	Actual FS dBuV/m	Limit @3m dBuV/m	Margin dB
2483.50	Peak	47.92	0.43	48.35	74.00	-25.65
2486.50	Peak	48.21	0.44	48.65	74.00	-25.35
2490.68	Peak	48.31	0.47	48.77	74.00	-25.23
2498.08	Peak	48.77	0.51	49.28	74.00	-24.72

Freq. (MHz)	Detector	Peak Actual FS (dBuV/m)	Duty Cycle Factor (dB)	Average Value (dBuV/m)	Average Limit@3m (dBuV/m)	Margin (dB)
2483.500	Average	48.35	-24.93	23.42	54.00	-30.58
2486.500	Average	48.65	-24.93	23.72	54.00	-30.28
2490.680	Average	48.77	-24.93	23.84	54.00	-30.16
2498.080	Average	49.28	-24.93	24.35	54.00	-29.65

Unless otherwise stated the results shown in this test report refer only to the sample(s) tested and such sample(s) are retained for 90 days only.

除非另有說明，此報告結果僅對測試之樣品負責，同時此樣品僅保留90天。本報告未經本公司書面許可，不可部份複製。

This document is issued by the Company subject to its General Conditions of Service printed overleaf, available on request or accessible at <http://www.sgs.com.tw/Terms-and-Conditions> and for electronic format documents, subject to Terms and Conditions for Electronic Documents at <http://www.sgs.com.tw/Terms-and-Conditions>. Attention is drawn to the limitation of liability, indemnification and jurisdiction issues defined therein. Any holder of this document is advised that information contained hereon reflects the Company's findings at the time of its intervention only and within the limits of Client's instructions, if any. The Company's sole responsibility is to its Client and this document does not exonerate parties to a transaction from exercising all their rights and obligations under the transaction documents. This document cannot be reproduced except in full, without prior written approval of the Company. Any unauthorized alteration, forgery or falsification of the content or appearance of this document is unlawful and offenders may be prosecuted to the fullest extent of the law.

SGS Taiwan Ltd.

No.134,Wu Kung Road, New Taipei Industrial Park, Wuku District, New Taipei City, Taiwan/新北市五股區新北產業園區五工路 134 號

台灣檢驗科技股份有限公司

t (886-2) 2299-3279

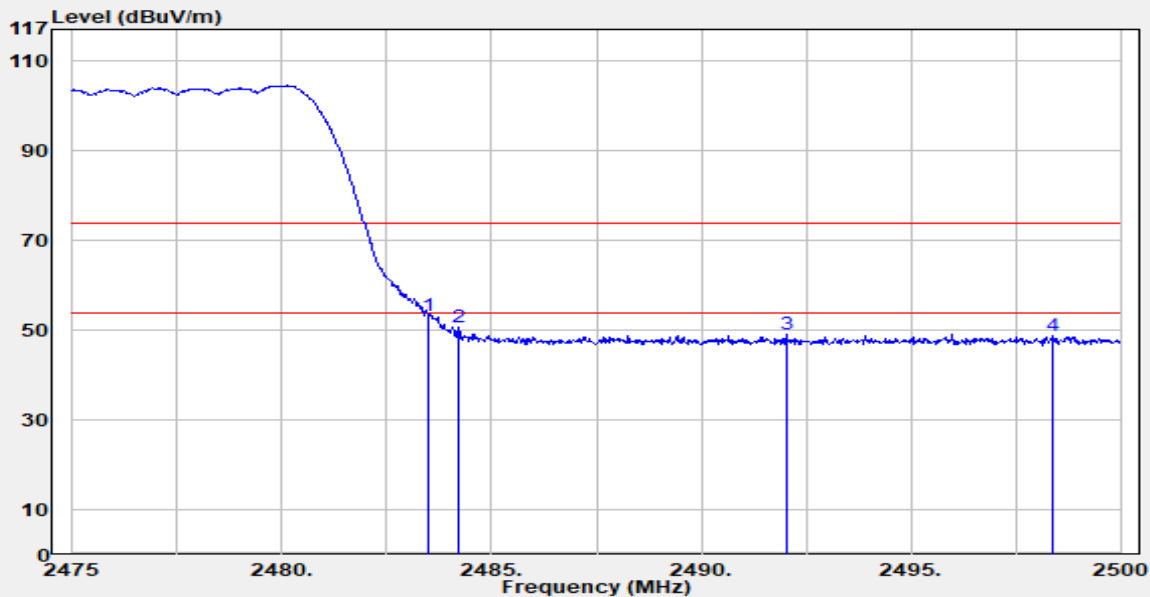
f (886-2) 2298-0488

www.sgs.com.tw

Member of SGS Group

Report Number :TERF2207001183ER
Operation Mode :EDR 3M Hopping
Test Frequency :2480 MHz
Test Mode :Bandedge
EUT Pol :E1 Plane

Test Site :SAC 1
Test Date :2022-09-01
Temp./Humi. :25.1/66
Antenna Pol. :Horizontal
Engineer :Jack Liu



Freq. MHz	Detector Mode PK/QP/AV	Spectrum Reading Level dBuV	Factor dB	Actual FS dBuV/m	Limit @3m dBuV/m	Margin dB
2483.50	Peak	52.83	0.43	53.26	74.00	-20.74
2484.23	Peak	50.29	0.43	50.72	74.00	-23.28
2492.03	Peak	48.79	0.48	49.27	74.00	-24.73
2498.38	Peak	48.17	0.51	48.68	74.00	-25.32

Freq. (MHz)	Detector	Peak Actual FS (dBuV/m)	Duty Cycle Factor (dB)	Average Value (dBuV/m)	Average Limit@3m (dBuV/m)	Margin (dB)
2483.500	Average	53.26	-24.93	28.33	54.00	-25.67
2484.230	Average	50.72	-24.93	25.79	54.00	-28.21
2492.030	Average	49.27	-24.93	24.34	54.00	-29.66
2498.380	Average	48.68	-24.93	23.75	54.00	-30.25

Unless otherwise stated the results shown in this test report refer only to the sample(s) tested and such sample(s) are retained for 90 days only.
除非另有說明，此報告結果僅對測試之樣品負責，同時此樣品僅保留90天。本報告未經本公司書面許可，不可部份複製。

This document is issued by the Company subject to its General Conditions of Service printed overleaf, available on request or accessible at <http://www.sgs.com.tw/Terms-and-Conditions> and for electronic format documents, subject to Terms and Conditions for Electronic Documents at <http://www.sgs.com.tw/Terms-and-Conditions>. Attention is drawn to the limitation of liability, indemnification and jurisdiction issues defined therein. Any holder of this document is advised that information contained hereon reflects the Company's findings at the time of its intervention only and within the limits of Client's instructions, if any. The Company's sole responsibility is to its Client and this document does not exonerate parties to a transaction from exercising all their rights and obligations under the transaction documents. This document cannot be reproduced except in full, without prior written approval of the Company. Any unauthorized alteration, forgery or falsification of the content or appearance of this document is unlawful and offenders may be prosecuted to the fullest extent of the law.

SGS Taiwan Ltd.

No.134,Wu Kung Road, New Taipei Industrial Park, Wuku District, New Taipei City, Taiwan/新北市五股區新北產業園區五工路 134 號

台灣檢驗科技股份有限公司

t (886-2) 2299-3279

f (886-2) 2298-0488

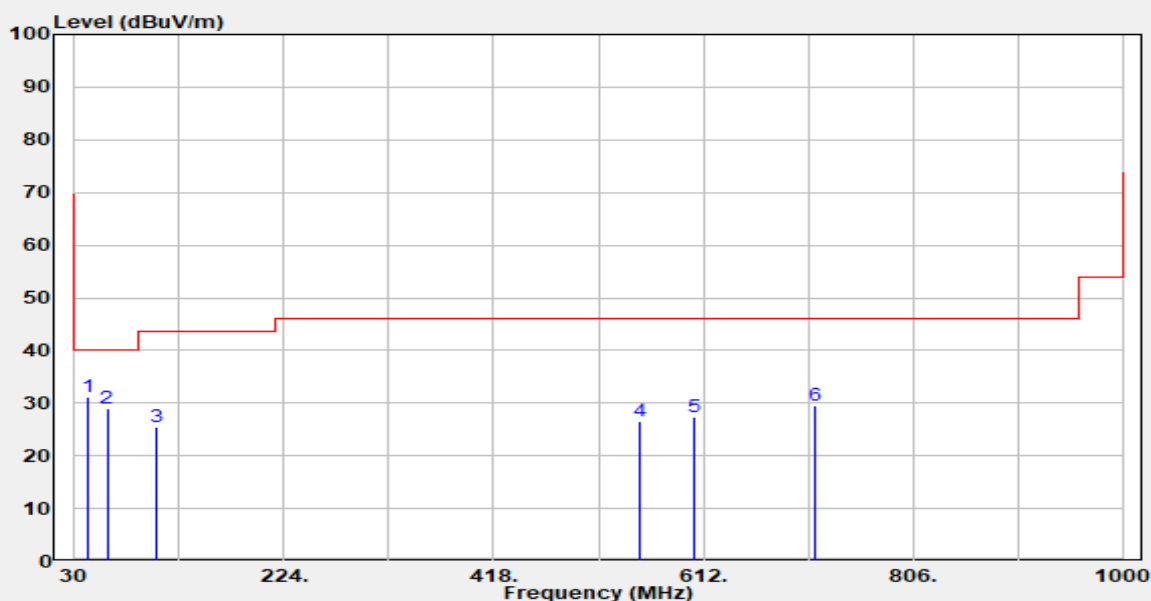
www.sgs.com.tw

Member of SGS Group

6.7.4 Radiated Spurious Emission

Report Number :TERF2207001183ER
 Operation Mode :BR
 Test Frequency :2441 MHz
 Test Mode :Tx
 EUT Pol :E1 Plane

Test Site :SAC 1
 Test Date :2022-09-01
 Temp./Humi. :25.1/66
 Antenna Pol. :Vertical
 Engineer :Jack Liu



Freq. MHz	Detector Mode PK/QP/AV	Spectrum Reading Level dBμV	Factor dB	Actual FS dBμV/m	Limit @3m dBμV/m	Margin dB
41.64	Peak	42.97	-11.89	31.08	40.00	-8.92
60.07	Peak	47.07	-18.00	29.08	40.00	-10.92
106.63	Peak	37.81	-12.36	25.45	43.50	-18.05
552.83	Peak	30.92	-4.37	26.55	46.00	-19.45
603.27	Peak	30.97	-3.49	27.48	46.00	-18.52
714.82	Peak	33.04	-3.41	29.62	46.00	-16.38

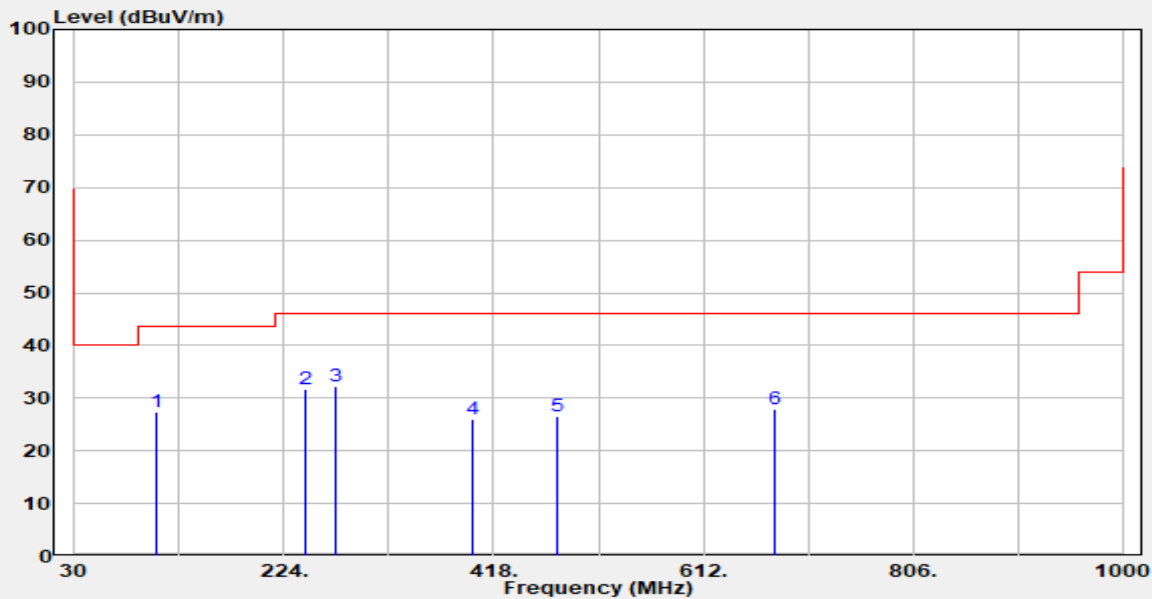
Unless otherwise stated the results shown in this test report refer only to the sample(s) tested and such sample(s) are retained for 90 days only.

除非另有說明，此報告結果僅對測試之樣品負責，同時此樣品僅保留90天。本報告未經本公司書面許可，不可部份複製。

This document is issued by the Company subject to its General Conditions of Service printed overleaf, available on request or accessible at <http://www.sgs.com.tw/Terms-and-Conditions> and for electronic format documents, subject to Terms and Conditions for Electronic Documents at <http://www.sgs.com.tw/Terms-and-Conditions>. Attention is drawn to the limitation of liability, indemnification and jurisdiction issues defined therein. Any holder of this document is advised that information contained hereon reflects the Company's findings at the time of its intervention only and within the limits of Client's instructions, if any. The Company's sole responsibility is to its Client and this document does not exonerate parties to a transaction from exercising all their rights and obligations under the transaction documents. This document cannot be reproduced except in full, without prior written approval of the Company. Any unauthorized alteration, forgery or falsification of the content or appearance of this document is unlawful and offenders may be prosecuted to the fullest extent of the law.

Report Number :TERF2207001183ER
 Operation Mode :BR
 Test Frequency :2441 MHz
 Test Mode :Tx
 EUT Pol :E1 Plane

Test Site :SAC 1
 Test Date :2022-09-01
 Temp./Humi. :25.1/66
 Antenna Pol. :Horizontal
 Engineer :Jack Liu



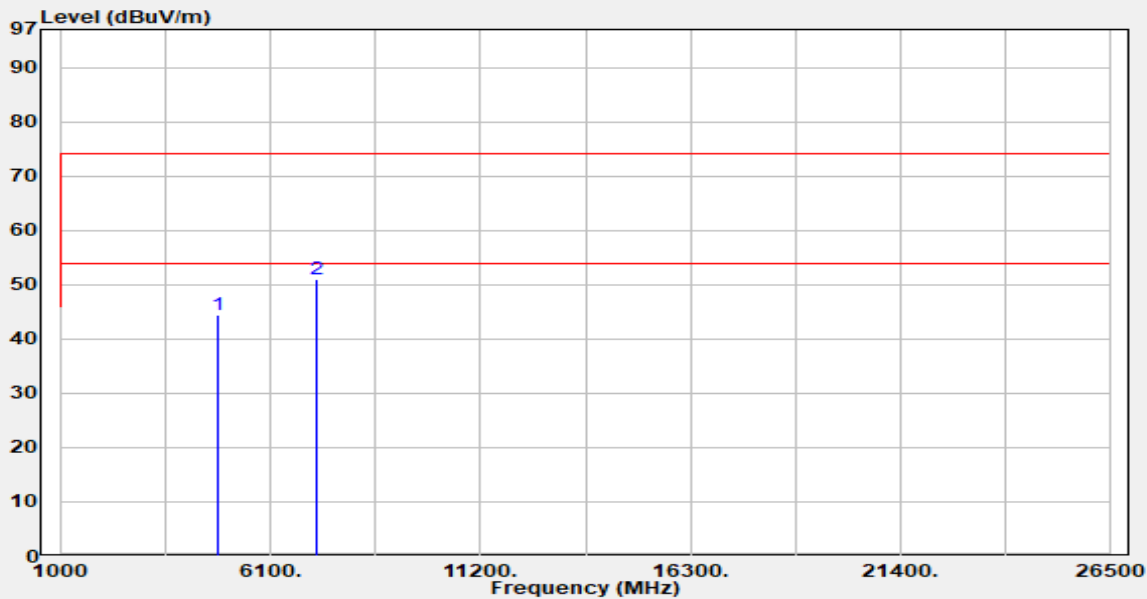
Freq. MHz	Detector Mode PK/QP/AV	Spectrum Reading Level dBuV	Factor dB	Actual FS dBuV/m	Limit @3m dBuV/m	Margin dB
106.63	Peak	39.61	-12.36	27.25	43.50	-16.25
244.37	Peak	42.53	-10.92	31.61	46.00	-14.39
271.53	Peak	42.11	-9.74	32.37	46.00	-13.63
398.60	Peak	32.96	-6.82	26.13	46.00	-19.87
476.20	Peak	32.19	-5.67	26.52	46.00	-19.48
677.96	Peak	30.65	-2.76	27.89	46.00	-18.11

Unless otherwise stated the results shown in this test report refer only to the sample(s) tested and such sample(s) are retained for 90 days only.
 除非另有說明，此報告結果僅對測試之樣品負責，同時此樣品僅保留90天。本報告未經本公司書面許可，不可部份複製。

This document is issued by the Company subject to its General Conditions of Service printed overleaf, available on request or accessible at <http://www.sgs.com.tw/Terms-and-Conditions> and for electronic format documents, subject to Terms and Conditions for Electronic Documents at <http://www.sgs.com.tw/Terms-and-Conditions>. Attention is drawn to the limitation of liability, indemnification and jurisdiction issues defined therein. Any holder of this document is advised that information contained hereon reflects the Company's findings at the time of its intervention only and within the limits of Client's instructions, if any. The Company's sole responsibility is to its Client and this document does not exonerate parties to a transaction from exercising all their rights and obligations under the transaction documents. This document cannot be reproduced except in full, without prior written approval of the Company. Any unauthorized alteration, forgery or falsification of the content or appearance of this document is unlawful and offenders may be prosecuted to the fullest extent of the law.

Report Number :TERF2207001183ER
 Operation Mode :BR
 Test Frequency :2402 MHz
 Test Mode :Tx
 EUT Pol :E1 Plane

Test Site :SAC 1
 Test Date :2022-09-01
 Temp./Humi. :25.1/66
 Antenna Pol. :Vertical
 Engineer :Jack Liu



Freq. MHz	Detector Mode PK/QP/AV	Spectrum Reading Level dBuV	Factor dB	Actual FS dBuV/m	Limit @3m dBuV/m	Margin dB
4804.00	Peak	36.33	8.11	44.45	74.00	-29.55
7206.00	Peak	35.88	15.01	50.89	74.00	-23.11

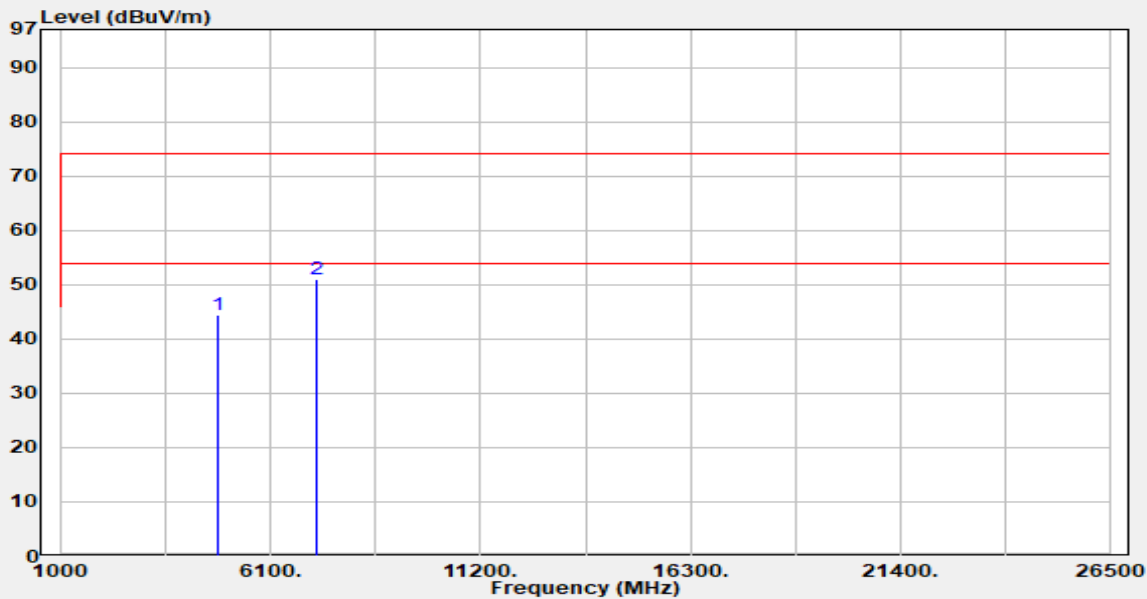
Freq. (MHz)	Detector	Peak Actual FS (dBuV/m)	Duty Cycle Factor (dB)	Average Value (dBuV/m)	Average Limit@3m (dBuV/m)	Margin (dB)
4804.000	Average	44.45	-24.93	19.52	54.00	-34.48
7206.000	Average	50.89	-24.93	25.96	54.00	-28.04

Unless otherwise stated the results shown in this test report refer only to the sample(s) tested and such sample(s) are retained for 90 days only.
 除非另有說明，此報告結果僅對測試之樣品負責，同時此樣品僅保留90天。本報告未經本公司書面許可，不可部份複製。

This document is issued by the Company subject to its General Conditions of Service printed overleaf, available on request or accessible at <http://www.sgs.com.tw/Terms-and-Conditions> and for electronic format documents, subject to Terms and Conditions for Electronic Documents at <http://www.sgs.com.tw/Terms-and-Conditions>. Attention is drawn to the limitation of liability, indemnification and jurisdiction issues defined therein. Any holder of this document is advised that information contained hereon reflects the Company's findings at the time of its intervention only and within the limits of Client's instructions, if any. The Company's sole responsibility is to its Client and this document does not exonerate parties to a transaction from exercising all their rights and obligations under the transaction documents. This document cannot be reproduced except in full, without prior written approval of the Company. Any unauthorized alteration, forgery or falsification of the content or appearance of this document is unlawful and offenders may be prosecuted to the fullest extent of the law.

Report Number :TERF2207001183ER
 Operation Mode :BR
 Test Frequency :2402 MHz
 Test Mode :Tx
 EUT Pol :E1 Plane

Test Site :SAC 1
 Test Date :2022-09-01
 Temp./Humi. :25.1/66
 Antenna Pol. :Horizontal
 Engineer :Jack Liu



Freq. MHz	Detector Mode PK/QP/AV	Spectrum Reading Level dBuV	Factor dB	Actual FS dBuV/m	Limit @3m dBuV/m	Margin dB
4804.00	Peak	36.21	8.11	44.32	74.00	-29.68
7206.00	Peak	36.03	15.01	51.03	74.00	-22.97

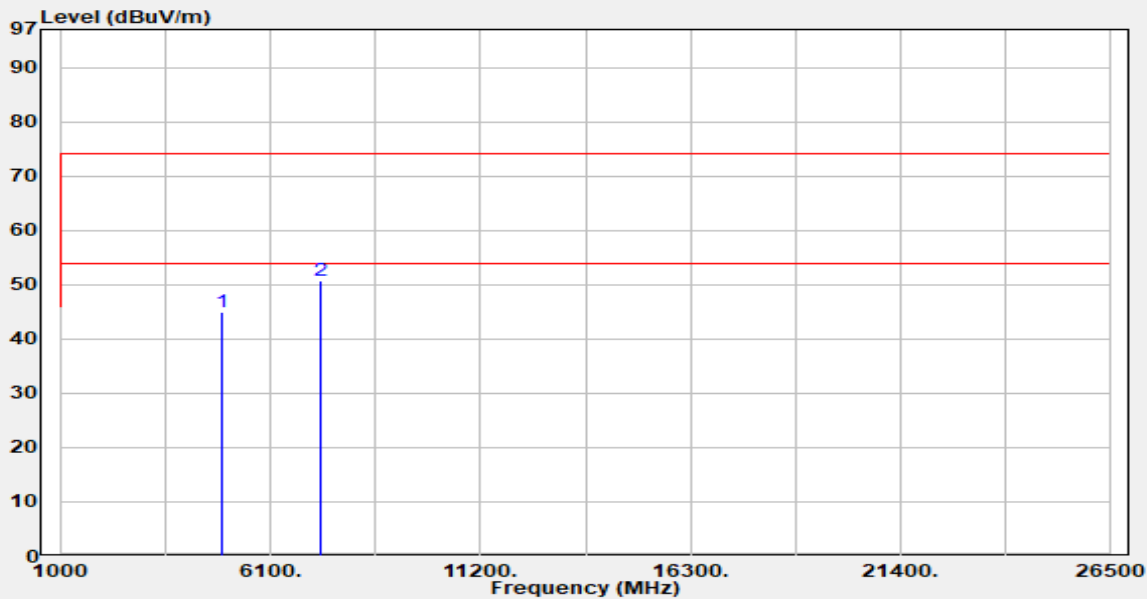
Freq. (MHz)	Detector	Peak Actual FS (dBuV/m)	Duty Cycle Factor (dB)	Average Value (dBuV/m)	Average Limit@3m (dBuV/m)	Margin (dB)
4804.000	Average	44.32	-24.93	19.39	54.00	-34.61
7206.000	Average	51.03	-24.93	26.10	54.00	-27.90

Unless otherwise stated the results shown in this test report refer only to the sample(s) tested and such sample(s) are retained for 90 days only.
 除非另有說明，此報告結果僅對測試之樣品負責，同時此樣品僅保留90天。本報告未經本公司書面許可，不可部份複製。

This document is issued by the Company subject to its General Conditions of Service printed overleaf, available on request or accessible at <http://www.sgs.com.tw/Terms-and-Conditions> and for electronic format documents, subject to Terms and Conditions for Electronic Documents at <http://www.sgs.com.tw/Terms-and-Conditions>. Attention is drawn to the limitation of liability, indemnification and jurisdiction issues defined therein. Any holder of this document is advised that information contained hereon reflects the Company's findings at the time of its intervention only and within the limits of Client's instructions, if any. The Company's sole responsibility is to its Client and this document does not exonerate parties to a transaction from exercising all their rights and obligations under the transaction documents. This document cannot be reproduced except in full, without prior written approval of the Company. Any unauthorized alteration, forgery or falsification of the content or appearance of this document is unlawful and offenders may be prosecuted to the fullest extent of the law.

Report Number :TERF2207001183ER
 Operation Mode :BR
 Test Frequency :2441 MHz
 Test Mode :Tx
 EUT Pol :E1 Plane

Test Site :SAC 1
 Test Date :2022-09-01
 Temp./Humi. :25.1/66
 Antenna Pol. :Vertical
 Engineer :Jack Liu



Freq. MHz	Detector Mode PK/QP/AV	Spectrum Reading Level dBuV	Factor dB	Actual FS dBuV/m	Limit @3m dBuV/m	Margin dB
4882.00	Peak	37.07	7.90	44.98	74.00	-29.02
7323.00	Peak	35.40	15.24	50.65	74.00	-23.35

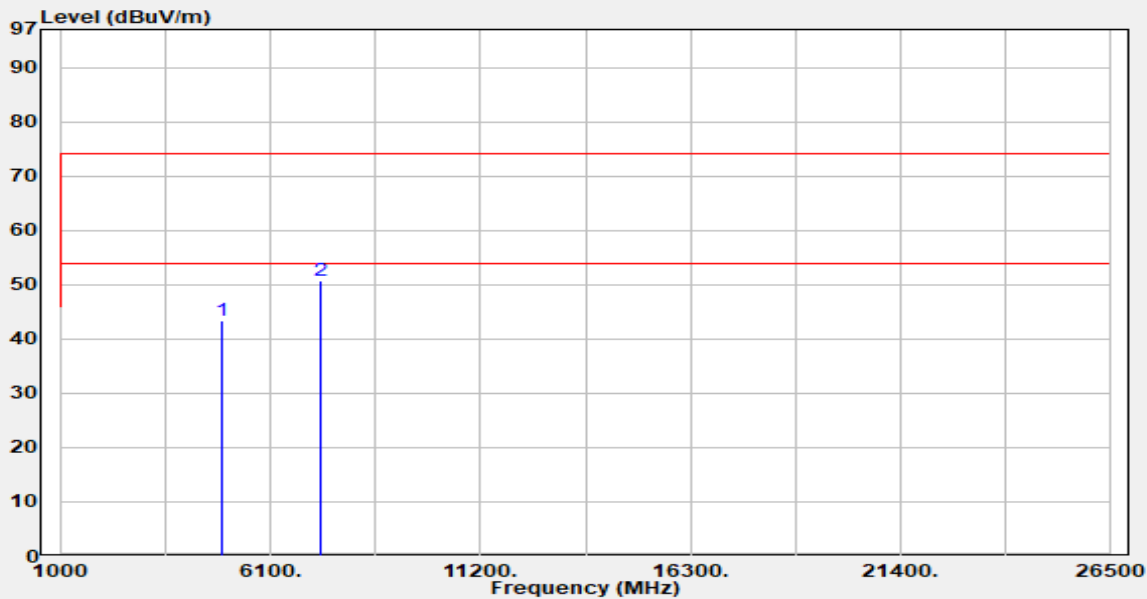
Freq. (MHz)	Detector	Peak Actual FS (dBuV/m)	Duty Cycle Factor (dB)	Average Value (dBuV/m)	Average Limit@3m (dBuV/m)	Margin (dB)
4882.000	Average	44.98	-24.93	20.05	54.00	-33.95
7323.000	Average	50.65	-24.93	25.72	54.00	-28.28

Unless otherwise stated the results shown in this test report refer only to the sample(s) tested and such sample(s) are retained for 90 days only.
 除非另有說明，此報告結果僅對測試之樣品負責，同時此樣品僅保留90天。本報告未經本公司書面許可，不可部份複製。

This document is issued by the Company subject to its General Conditions of Service printed overleaf, available on request or accessible at <http://www.sgs.com.tw/Terms-and-Conditions> and for electronic format documents, subject to Terms and Conditions for Electronic Documents at <http://www.sgs.com.tw/Terms-and-Conditions>. Attention is drawn to the limitation of liability, indemnification and jurisdiction issues defined therein. Any holder of this document is advised that information contained hereon reflects the Company's findings at the time of its intervention only and within the limits of Client's instructions, if any. The Company's sole responsibility is to its Client and this document does not exonerate parties to a transaction from exercising all their rights and obligations under the transaction documents. This document cannot be reproduced except in full, without prior written approval of the Company. Any unauthorized alteration, forgery or falsification of the content or appearance of this document is unlawful and offenders may be prosecuted to the fullest extent of the law.

Report Number :TERF2207001183ER
Operation Mode :BR
Test Frequency :2441 MHz
Test Mode :Tx
EUT Pol :E1 Plane

Test Site :SAC 1
Test Date :2022-09-01
Temp./Humi. :25.1/66
Antenna Pol. :Horizontal
Engineer :Jack Liu



Freq. MHz	Detector Mode PK/QP/AV	Spectrum Reading Level dBuV	Factor dB	Actual FS dBuV/m	Limit @3m dBuV/m	Margin dB
4882.00	Peak	35.46	7.90	43.36	74.00	-30.64
7323.00	Peak	35.45	15.24	50.70	74.00	-23.30

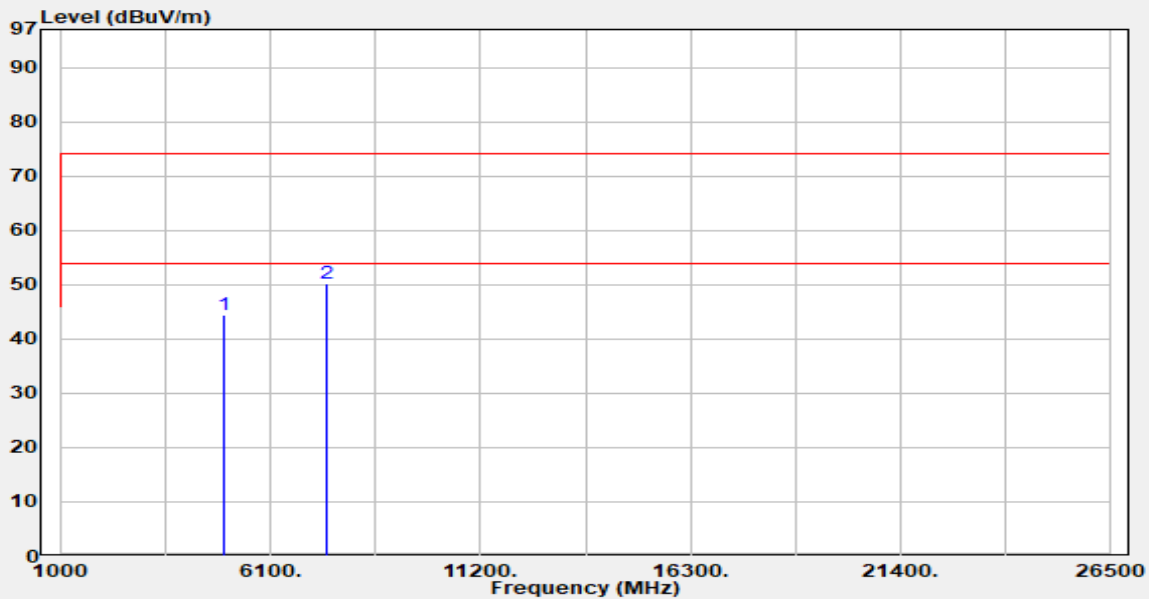
Freq. (MHz)	Detector	Peak Actual FS (dBuV/m)	Duty Cycle Factor (dB)	Average Value (dBuV/m)	Average Limit@3m (dBuV/m)	Margin (dB)
4882.000	Average	43.36	-24.93	18.43	54.00	-35.57
7323.000	Average	50.70	-24.93	25.77	54.00	-28.23

Unless otherwise stated the results shown in this test report refer only to the sample(s) tested and such sample(s) are retained for 90 days only.
除非另有說明，此報告結果僅對測試之樣品負責，同時此樣品僅保留90天。本報告未經本公司書面許可，不可部份複製。

This document is issued by the Company subject to its General Conditions of Service printed overleaf, available on request or accessible at <http://www.sgs.com.tw/Terms-and-Conditions> and for electronic format documents, subject to Terms and Conditions for Electronic Documents at <http://www.sgs.com.tw/Terms-and-Conditions>. Attention is drawn to the limitation of liability, indemnification and jurisdiction issues defined therein. Any holder of this document is advised that information contained hereon reflects the Company's findings at the time of its intervention only and within the limits of Client's instructions, if any. The Company's sole responsibility is to its Client and this document does not exonerate parties to a transaction from exercising all their rights and obligations under the transaction documents. This document cannot be reproduced except in full, without prior written approval of the Company. Any unauthorized alteration, forgery or falsification of the content or appearance of this document is unlawful and offenders may be prosecuted to the fullest extent of the law.

Report Number :TERF2207001183ER
 Operation Mode :BR
 Test Frequency :2480 MHz
 Test Mode :Tx
 EUT Pol :E1 Plane

Test Site :SAC 1
 Test Date :2022-09-01
 Temp./Humi. :25.1/66
 Antenna Pol. :Vertical
 Engineer :Jack Liu



Freq. MHz	Detector Mode PK/QP/AV	Spectrum Reading Level dB μ V	Factor dB	Actual FS dB μ V/m	Limit @3m dB μ V/m	Margin dB
4960.00	Peak	35.92	8.51	44.42	74.00	-29.58
7440.00	Peak	35.03	15.09	50.12	74.00	-23.88

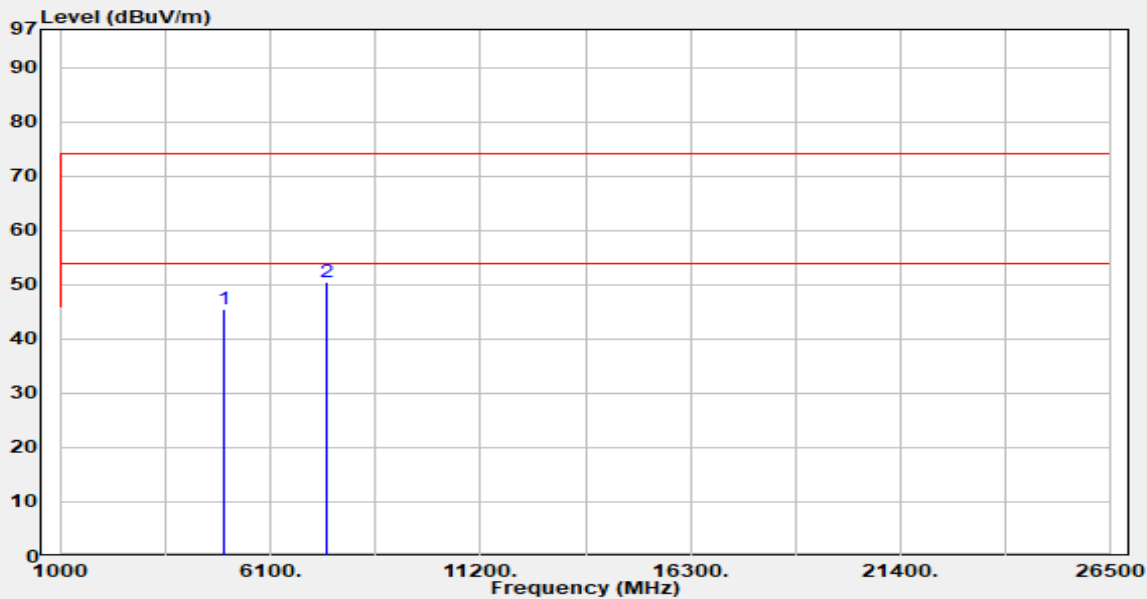
Freq. (MHz)	Detector	Peak Actual FS (dB μ V/m)	Duty Cycle Factor (dB)	Average Value (dB μ V/m)	Average Limit@3m (dB μ V/m)	Margin (dB)
4960.000	Average	44.42	-24.93	19.49	54.00	-34.51
7440.000	Average	50.12	-24.93	25.19	54.00	-28.81

Unless otherwise stated the results shown in this test report refer only to the sample(s) tested and such sample(s) are retained for 90 days only.
 除非另有說明，此報告結果僅對測試之樣品負責，同時此樣品僅保留90天。本報告未經本公司書面許可，不可部份複製。

This document is issued by the Company subject to its General Conditions of Service printed overleaf, available on request or accessible at <http://www.sgs.com.tw/Terms-and-Conditions> and for electronic format documents, subject to Terms and Conditions for Electronic Documents at <http://www.sgs.com.tw/Terms-and-Conditions>. Attention is drawn to the limitation of liability, indemnification and jurisdiction issues defined therein. Any holder of this document is advised that information contained hereon reflects the Company's findings at the time of its intervention only and within the limits of Client's instructions, if any. The Company's sole responsibility is to its Client and this document does not exonerate parties to a transaction from exercising all their rights and obligations under the transaction documents. This document cannot be reproduced except in full, without prior written approval of the Company. Any unauthorized alteration, forgery or falsification of the content or appearance of this document is unlawful and offenders may be prosecuted to the fullest extent of the law.

Report Number :TERF2207001183ER
 Operation Mode :BR
 Test Frequency :2480 MHz
 Test Mode :Tx
 EUT Pol :E1 Plane

Test Site :SAC 1
 Test Date :2022-09-01
 Temp./Humi. :25.1/66
 Antenna Pol. :Horizontal
 Engineer :Jack Liu



Freq. MHz	Detector Mode PK/QP/AV	Spectrum Reading Level dBuV	Factor dB	Actual FS dBuV/m	Limit @3m dBuV/m	Margin dB
4960.00	Peak	36.92	8.51	45.42	74.00	-28.58
7440.00	Peak	35.37	15.09	50.46	74.00	-23.54

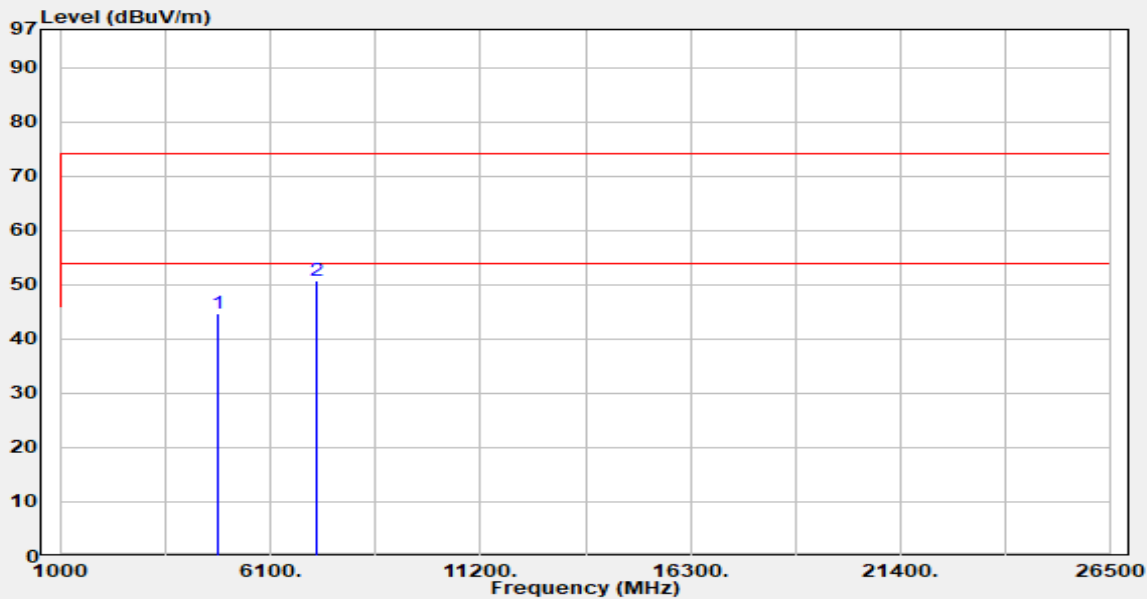
Freq. (MHz)	Detector	Peak Actual FS (dBuV/m)	Duty Cycle Factor (dB)	Average Value (dBuV/m)	Average Limit@3m (dBuV/m)	Margin (dB)
4960.000	Average	45.42	-24.93	20.49	54.00	-33.51
7440.000	Average	50.46	-24.93	25.53	54.00	-28.47

Unless otherwise stated the results shown in this test report refer only to the sample(s) tested and such sample(s) are retained for 90 days only.
 除非另有說明，此報告結果僅對測試之樣品負責，同時此樣品僅保留90天。本報告未經本公司書面許可，不可部份複製。

This document is issued by the Company subject to its General Conditions of Service printed overleaf, available on request or accessible at <http://www.sgs.com.tw/Terms-and-Conditions> and for electronic format documents, subject to Terms and Conditions for Electronic Documents at <http://www.sgs.com.tw/Terms-and-Conditions>. Attention is drawn to the limitation of liability, indemnification and jurisdiction issues defined therein. Any holder of this document is advised that information contained hereon reflects the Company's findings at the time of its intervention only and within the limits of Client's instructions, if any. The Company's sole responsibility is to its Client and this document does not exonerate parties to a transaction from exercising all their rights and obligations under the transaction documents. This document cannot be reproduced except in full, without prior written approval of the Company. Any unauthorized alteration, forgery or falsification of the content or appearance of this document is unlawful and offenders may be prosecuted to the fullest extent of the law.

Report Number :TERF2207001183ER
 Operation Mode :EDR 3M
 Test Frequency :2402 MHz
 Test Mode :Tx
 EUT Pol :E1 Plane

Test Site :SAC 1
 Test Date :2022-09-01
 Temp./Humi. :25.1/66
 Antenna Pol. :Vertical
 Engineer :Jack Liu



Freq. MHz	Detector Mode PK/QP/AV	Spectrum Reading Level dBuV	Factor dB	Actual FS dBuV/m	Limit @3m dBuV/m	Margin dB
4804.00	Peak	36.44	8.11	44.56	74.00	-29.44
7206.00	Peak	35.64	15.01	50.65	74.00	-23.35

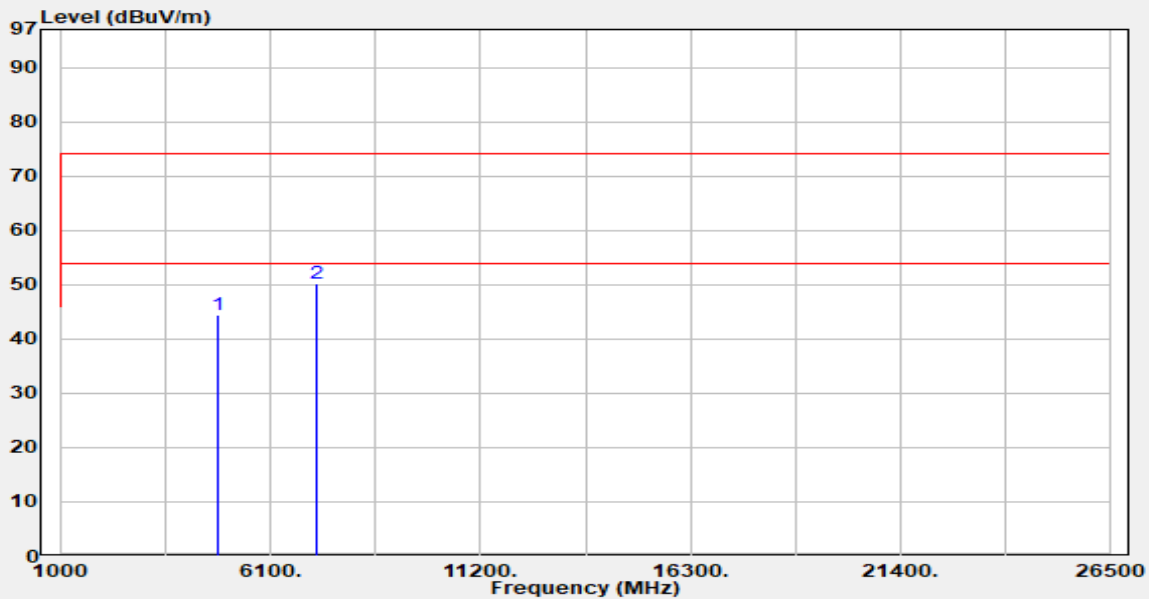
Freq. (MHz)	Detector	Peak Actual FS (dBuV/m)	Duty Cycle Factor (dB)	Average Value (dBuV/m)	Average Limit@3m (dBuV/m)	Margin (dB)
4804.000	Average	44.56	-24.93	19.63	54.00	-34.37
7206.000	Average	50.65	-24.93	25.72	54.00	-28.28

Unless otherwise stated the results shown in this test report refer only to the sample(s) tested and such sample(s) are retained for 90 days only.
 除非另有說明，此報告結果僅對測試之樣品負責，同時此樣品僅保留90天。本報告未經本公司書面許可，不可部份複製。

This document is issued by the Company subject to its General Conditions of Service printed overleaf, available on request or accessible at <http://www.sgs.com.tw/Terms-and-Conditions> and for electronic format documents, subject to Terms and Conditions for Electronic Documents at <http://www.sgs.com.tw/Terms-and-Conditions>. Attention is drawn to the limitation of liability, indemnification and jurisdiction issues defined therein. Any holder of this document is advised that information contained hereon reflects the Company's findings at the time of its intervention only and within the limits of Client's instructions, if any. The Company's sole responsibility is to its Client and this document does not exonerate parties to a transaction from exercising all their rights and obligations under the transaction documents. This document cannot be reproduced except in full, without prior written approval of the Company. Any unauthorized alteration, forgery or falsification of the content or appearance of this document is unlawful and offenders may be prosecuted to the fullest extent of the law.

Report Number :TERF2207001183ER
 Operation Mode :EDR 3M
 Test Frequency :2402 MHz
 Test Mode :Tx
 EUT Pol :E1 Plane

Test Site :SAC 1
 Test Date :2022-09-01
 Temp./Humi. :25.1/66
 Antenna Pol. :Horizontal
 Engineer :Jack Liu



Freq. MHz	Detector Mode PK/QP/AV	Spectrum Reading Level dBuV	Factor dB	Actual FS dBuV/m	Limit @3m dBuV/m	Margin dB
4804.00	Peak	36.22	8.11	44.33	74.00	-29.67
7206.00	Peak	35.26	15.01	50.27	74.00	-23.73

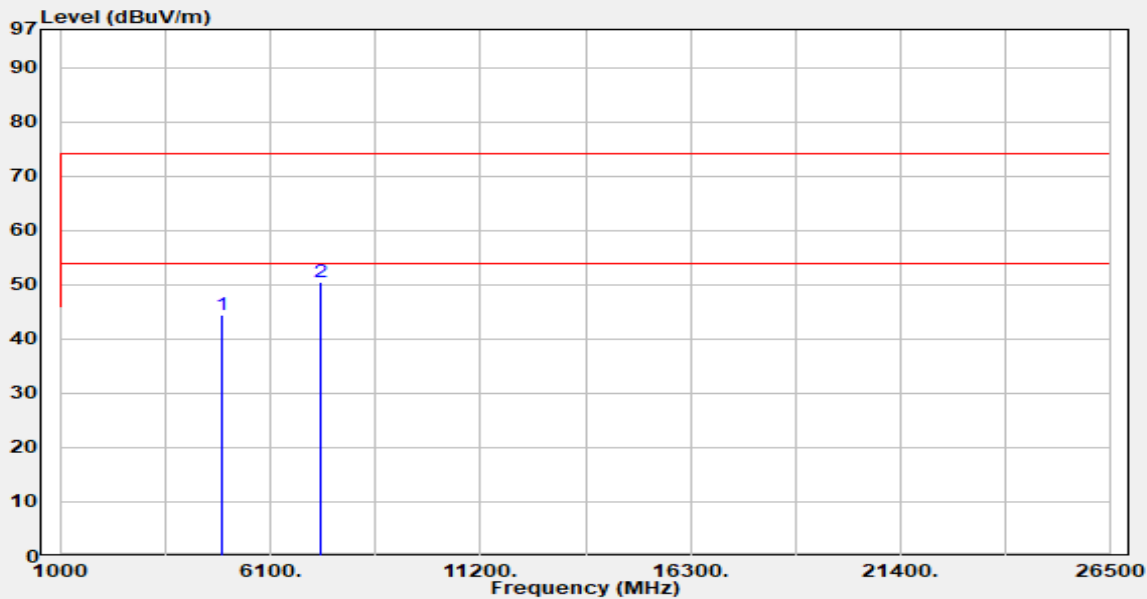
Freq. (MHz)	Detector	Peak Actual FS (dBuV/m)	Duty Cycle Factor (dB)	Average Value (dBuV/m)	Average Limit@3m (dBuV/m)	Margin (dB)
4804.000	Average	44.33	-24.93	19.40	54.00	-34.60
7206.000	Average	50.27	-24.93	25.34	54.00	-28.66

Unless otherwise stated the results shown in this test report refer only to the sample(s) tested and such sample(s) are retained for 90 days only.
 除非另有說明，此報告結果僅對測試之樣品負責，同時此樣品僅保留90天。本報告未經本公司書面許可，不可部份複製。

This document is issued by the Company subject to its General Conditions of Service printed overleaf, available on request or accessible at <http://www.sgs.com.tw/Terms-and-Conditions> and for electronic format documents, subject to Terms and Conditions for Electronic Documents at <http://www.sgs.com.tw/Terms-and-Conditions>. Attention is drawn to the limitation of liability, indemnification and jurisdiction issues defined therein. Any holder of this document is advised that information contained hereon reflects the Company's findings at the time of its intervention only and within the limits of Client's instructions, if any. The Company's sole responsibility is to its Client and this document does not exonerate parties to a transaction from exercising all their rights and obligations under the transaction documents. This document cannot be reproduced except in full, without prior written approval of the Company. Any unauthorized alteration, forgery or falsification of the content or appearance of this document is unlawful and offenders may be prosecuted to the fullest extent of the law.

Report Number :TERF2207001183ER
 Operation Mode :EDR 3M
 Test Frequency :2441 MHz
 Test Mode :Tx
 EUT Pol :E1 Plane

Test Site :SAC 1
 Test Date :2022-09-01
 Temp./Humi. :25.1/66
 Antenna Pol. :Vertical
 Engineer :Jack Liu



Freq. MHz	Detector Mode PK/QP/AV	Spectrum Reading Level dBuV	Factor dB	Actual FS dBuV/m	Limit @3m dBuV/m	Margin dB
4882.00	Peak	36.48	7.90	44.39	74.00	-29.61
7323.00	Peak	35.19	15.24	50.43	74.00	-23.57

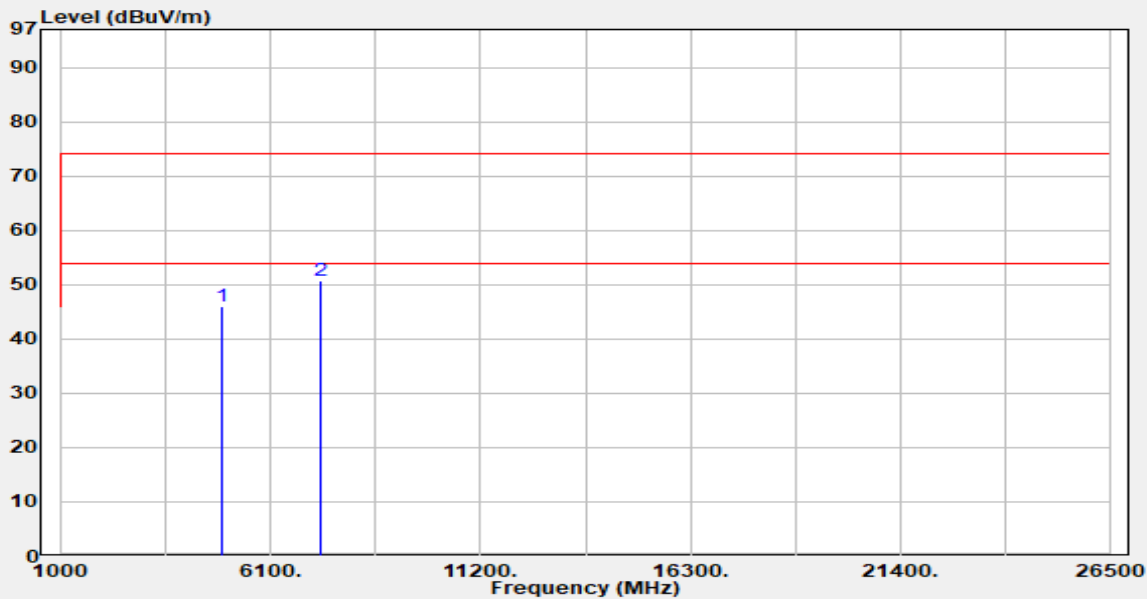
Freq. (MHz)	Detector	Peak Actual FS (dBuV/m)	Duty Cycle Factor (dB)	Average Value (dBuV/m)	Average Limit@3m (dBuV/m)	Margin (dB)
4882.000	Average	44.39	-24.93	19.46	54.00	-34.54
7323.000	Average	50.43	-24.93	25.50	54.00	-28.50

Unless otherwise stated the results shown in this test report refer only to the sample(s) tested and such sample(s) are retained for 90 days only.
 除非另有說明，此報告結果僅對測試之樣品負責，同時此樣品僅保留90天。本報告未經本公司書面許可，不可部份複製。

This document is issued by the Company subject to its General Conditions of Service printed overleaf, available on request or accessible at <http://www.sgs.com.tw/Terms-and-Conditions> and for electronic format documents, subject to Terms and Conditions for Electronic Documents at <http://www.sgs.com.tw/Terms-and-Conditions>. Attention is drawn to the limitation of liability, indemnification and jurisdiction issues defined therein. Any holder of this document is advised that information contained hereon reflects the Company's findings at the time of its intervention only and within the limits of Client's instructions, if any. The Company's sole responsibility is to its Client and this document does not exonerate parties to a transaction from exercising all their rights and obligations under the transaction documents. This document cannot be reproduced except in full, without prior written approval of the Company. Any unauthorized alteration, forgery or falsification of the content or appearance of this document is unlawful and offenders may be prosecuted to the fullest extent of the law.

Report Number :TERF2207001183ER
 Operation Mode :EDR 3M
 Test Frequency :2441 MHz
 Test Mode :Tx
 EUT Pol :E1 Plane

Test Site :SAC 1
 Test Date :2022-09-01
 Temp./Humi. :25.1/66
 Antenna Pol. :Horizontal
 Engineer :Jack Liu



Freq. MHz	Detector Mode PK/QP/AV	Spectrum Reading Level dB μ V	Factor dB	Actual FS dB μ V/m	Limit @3m dB μ V/m	Margin dB
4882.00	Peak	38.20	7.90	46.11	74.00	-27.89
7323.00	Peak	35.62	15.24	50.86	74.00	-23.14

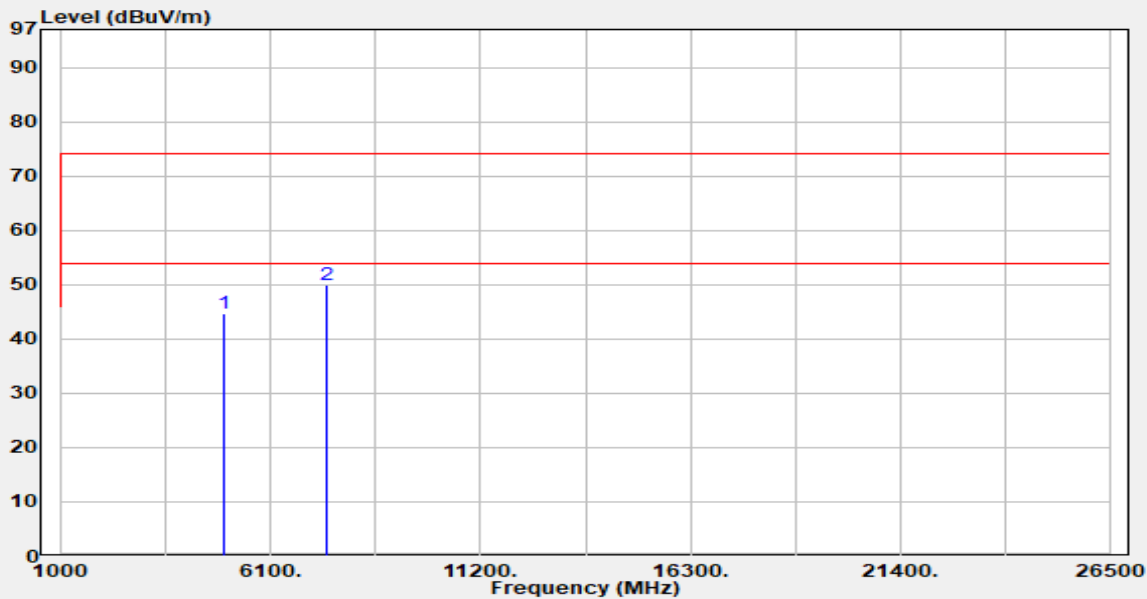
Freq. (MHz)	Detector	Peak Actual FS (dB μ V/m)	Duty Cycle Factor (dB)	Average Value (dB μ V/m)	Average Limit@3m (dB μ V/m)	Margin (dB)
4882.000	Average	46.11	-24.93	21.18	54.00	-32.82
7323.000	Average	50.86	-24.93	25.93	54.00	-28.07

Unless otherwise stated the results shown in this test report refer only to the sample(s) tested and such sample(s) are retained for 90 days only.
 除非另有說明，此報告結果僅對測試之樣品負責，同時此樣品僅保留90天。本報告未經本公司書面許可，不可部份複製。

This document is issued by the Company subject to its General Conditions of Service printed overleaf, available on request or accessible at <http://www.sgs.com.tw/Terms-and-Conditions> and for electronic format documents, subject to Terms and Conditions for Electronic Documents at <http://www.sgs.com.tw/Terms-and-Conditions>. Attention is drawn to the limitation of liability, indemnification and jurisdiction issues defined therein. Any holder of this document is advised that information contained hereon reflects the Company's findings at the time of its intervention only and within the limits of Client's instructions, if any. The Company's sole responsibility is to its Client and this document does not exonerate parties to a transaction from exercising all their rights and obligations under the transaction documents. This document cannot be reproduced except in full, without prior written approval of the Company. Any unauthorized alteration, forgery or falsification of the content or appearance of this document is unlawful and offenders may be prosecuted to the fullest extent of the law.

Report Number :TERF2207001183ER
 Operation Mode :EDR 3M
 Test Frequency :2480 MHz
 Test Mode :Tx
 EUT Pol :E1 Plane

Test Site :SAC 1
 Test Date :2022-09-01
 Temp./Humi. :25.1/66
 Antenna Pol. :Vertical
 Engineer :Jack Liu



Freq. MHz	Detector Mode PK/QP/AV	Spectrum Reading Level dB μ V	Factor dB	Actual FS dB μ V/m	Limit @3m dB μ V/m	Margin dB
4960.00	Peak	36.27	8.51	44.78	74.00	-29.22
7440.00	Peak	34.98	15.09	50.07	74.00	-23.93

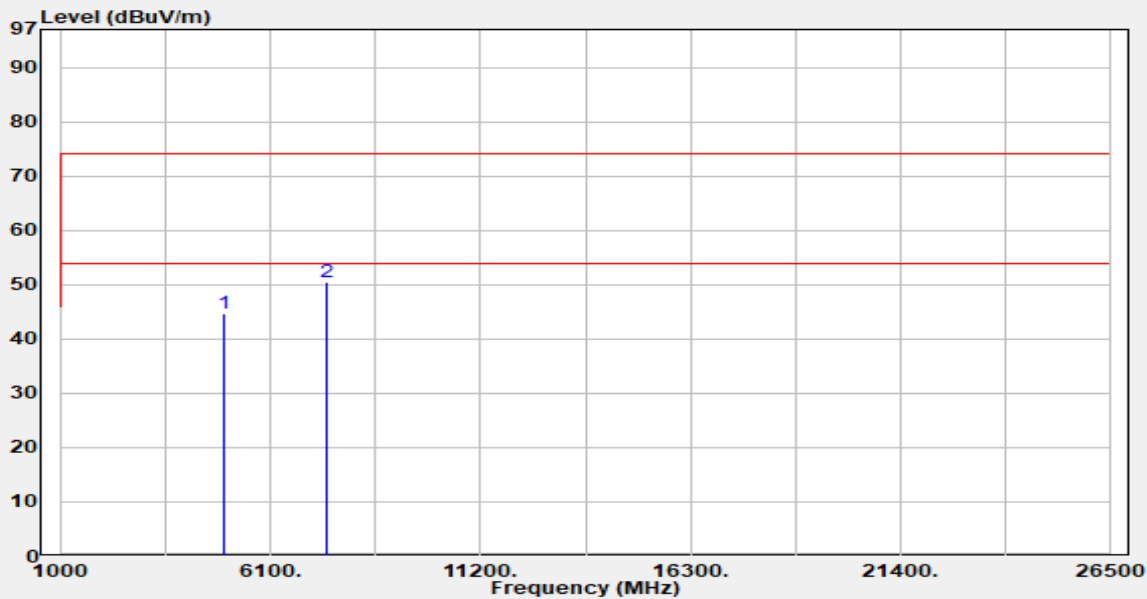
Freq. (MHz)	Detector	Peak Actual FS (dB μ V/m)	Duty Cycle Factor (dB)	Average Value (dB μ V/m)	Average Limit@3m (dB μ V/m)	Margin (dB)
4960.000	Average	44.78	-24.93	19.85	54.00	-34.15
7440.000	Average	50.07	-24.93	25.14	54.00	-28.86

Unless otherwise stated the results shown in this test report refer only to the sample(s) tested and such sample(s) are retained for 90 days only.
 除非另有說明，此報告結果僅對測試之樣品負責，同時此樣品僅保留90天。本報告未經本公司書面許可，不可部份複製。

This document is issued by the Company subject to its General Conditions of Service printed overleaf, available on request or accessible at <http://www.sgs.com.tw/Terms-and-Conditions> and for electronic format documents, subject to Terms and Conditions for Electronic Documents at <http://www.sgs.com.tw/Terms-and-Conditions>. Attention is drawn to the limitation of liability, indemnification and jurisdiction issues defined therein. Any holder of this document is advised that information contained hereon reflects the Company's findings at the time of its intervention only and within the limits of Client's instructions, if any. The Company's sole responsibility is to its Client and this document does not exonerate parties to a transaction from exercising all their rights and obligations under the transaction documents. This document cannot be reproduced except in full, without prior written approval of the Company. Any unauthorized alteration, forgery or falsification of the content or appearance of this document is unlawful and offenders may be prosecuted to the fullest extent of the law.

Report Number :TERF2207001183ER
 Operation Mode :EDR 3M
 Test Frequency :2480 MHz
 Test Mode :Tx
 EUT Pol :E1 Plane

Test Site :SAC 1
 Test Date :2022-09-01
 Temp./Humi. :25.1/66
 Antenna Pol. :Horizontal
 Engineer :Jack Liu



Freq. MHz	Detector Mode PK/QP/AV	Spectrum Reading Level dB μ V	Factor dB	Actual FS dB μ V/m	Limit @3m dB μ V/m	Margin dB
4960.00	Peak	36.26	8.51	44.77	74.00	-29.23
7440.00	Peak	35.41	15.09	50.50	74.00	-23.50

Freq. (MHz)	Detector	Peak Actual FS (dB μ V/m)	Duty Cycle Factor (dB)	Average Value (dB μ V/m)	Average Limit@3m (dB μ V/m)	Margin (dB)
4960.000	Average	44.77	-24.93	19.84	54.00	-34.16
7440.000	Average	50.50	-24.93	25.57	54.00	-28.43

~ End of Report ~

Unless otherwise stated the results shown in this test report refer only to the sample(s) tested and such sample(s) are retained for 90 days only.
 除非另有說明，此報告結果僅對測試之樣品負責，同時此樣品僅保留90天。本報告未經本公司書面許可，不可部份複製。

This document is issued by the Company subject to its General Conditions of Service printed overleaf, available on request or accessible at <http://www.sgs.com.tw/Terms-and-Conditions> and for electronic format documents, subject to Terms and Conditions for Electronic Documents at <http://www.sgs.com.tw/Terms-and-Conditions>. Attention is drawn to the limitation of liability, indemnification and jurisdiction issues defined therein. Any holder of this document is advised that information contained hereon reflects the Company's findings at the time of its intervention only and within the limits of Client's instructions, if any. The Company's sole responsibility is to its Client and this document does not exonerate parties to a transaction from exercising all their rights and obligations under the transaction documents. This document cannot be reproduced except in full, without prior written approval of the Company. Any unauthorized alteration, forgery or falsification of the content or appearance of this document is unlawful and offenders may be prosecuted to the fullest extent of the law.

SGS Taiwan Ltd.

No.134,Wu Kung Road, New Taipei Industrial Park, Wuku District, New Taipei City, Taiwan/新北市五股區新北產業園區五工路 134 號

台灣檢驗科技股份有限公司

t (886-2) 2299-3279

f (886-2) 2298-0488

www.sgs.com.tw

Member of SGS Group