

# **PB705**

## **Quick Use Guide**

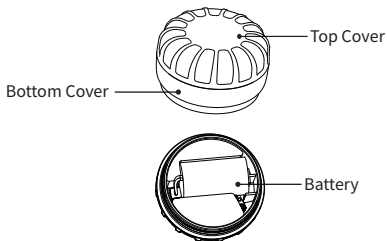
Version V1.1



Please read the Quick Use Guide carefully before use.  
Appearance, color and accessory are all subject to  
change without notice.



## 1. Product Appearance




## 2. Product specifications

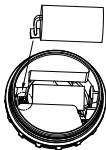
Battery	CR14250 800mAh disposable battery
Device size	Φ42.5*24mm
Working Voltage	3V
Operating temperature	-20°C to +70°C
Buzzer	80dB
IP rating	IP68(Depending on whether the product is tightened)

### 3. Instructions for use

1、Please rotate the mechanism in an anticlockwise direction.



2、Please insert the battery plug into the socket of the device in accordance with the instructions provided. Once the device is correctly connected, it will start to function and you will hear a beeping sound.



3、For fixed installation, it can be attached to flat objects with 3M foam adhesive, tear off the release paper, or attached to metal surfaces with magnetic accessories. Please select the appropriate accessories according to the actual needs of the scene.

4、Open the APP and scan the code to bind or contact your dealer to import the platform.

Note: Please do not immerse the battery in water or put it into fire, please do not destroy or force open the battery, the battery is disposable and does not allow charging! To protect the environment, please recycle the used battery.



## **WARNING**

### **KEEP BATTERIES AWAY FROM CHILDREN**

Swallowing may lead to serious injury or death in 2 hours, due to chemical burns and potential perforation of the esophagus.

If you suspect your child has swallowed or inserted a battery, immediately call the 24-hour Poison Information Centre for emergency specialists advice.

## **4. Important reminders**

- 1、Battery life time varies depending on individual usage habits. Frequent audible searching will accelerate the consumption of the battery.
- 2、In order to ensure better dustproof and waterproof, after installation, please be sure to tighten the top and bottom caps firmly.
- 3、Because the device adopts crowdsourcing network, there may be a delay in positioning, such as the management platform and APP no data, you can wait for half an hour to refresh the location information. And try to open the device in the place where there are more cell phones.
- 4、Please do not disassemble the device, improper handling by non-professionals may cause damage to the device.
- 5、Please use the battery specified by the original manufacturer of the terminal, the use of any other accessories will make all warranty services become invalid.
- 6、The manufacturer of the terminal will not bear any warranty responsibility for any damage caused by the use of non-original factory accessories on the terminal.

## 5. Regulatory Safety Information



### **FCC Compliance Statement**

This device complies with part 15 of the FCC Rules. Operation is subject to the following two conditions: (1) This device may not cause harmful interference, and (2) this device must accept any interference received, including interference that may cause undesired operation.

Any changes or modifications not expressly approved by the party responsible for compliance could void the user's authority to operate the equipment.

NOTE: This equipment has been tested and found to comply with the limits for a Class B digital device, pursuant to Part 15 of the FCC Rules. These limits are designed to provide reasonable protection against harmful interference in a residential installation. This equipment generates, uses and can radiate radio frequency energy and, if not installed and used in accordance with the instructions, may cause harmful interference to radio communications. However, there is no guarantee that interference will not occur in a particular installation.

If this equipment does cause harmful interference to radio or television reception, which can be determined by turning the equipment off and on, the user is encouraged to try to correct the interference by one or more of the following measures:

- Reorient or relocate the receiving antenna.
- Increase the separation between the equipment and receiver.
- Connect the equipment into an outlet on a circuit different from that to which the receiver is connected.
- Consult the dealer or an experienced radio/TV technician for help.

The device has been evaluated to meet general RF exposure requirement. The device can be used in portable exposure condition without restriction.

# PB705

## 快速使用指南

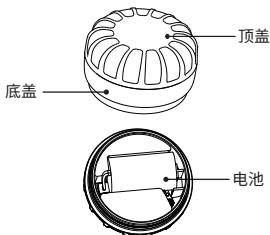
版本 V1.1



使用前请仔细阅读《快速使用指南》。外观、颜色和配件如有变更,恕不另行通知。



## 1. 产品外观

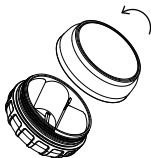


## 2. 产品规格

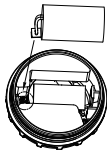
电池	CR14250 800mAh 一次性电池
设备尺寸	Φ42.5*24mm
工作电压	3V
工作温度范围	-20°C to +70°C
蜂鸣器	80dB
IP防护等级	IP68(取决于设备是否拧紧, 越拧紧防护效果越好)

### 3. 使用说明

1、旋转拧开。



2、将电池插头与设备插座按照方向插入，听到蜂鸣响声后设备开始工作。



3、如需固定安装，可搭配 3M 泡沫胶，撕下离型纸粘贴在平面物体上，也可搭配磁吸配件，吸附于金属表面。请根据实际需求场景选择对应合适的配件。

4、打开APP扫码绑定或者联系经销商导入平台。

**注意:** 请勿将电池浸入水中或投入火中, 请勿破坏或强行打开电池, 电池为一次性电池, 不允许充电! 为保护环境, 请回收使用过的电池。



## **警告**

### **务必将电池放在儿童接触不到的地方**

由于化学灼伤和潜在的食道穿孔, 吞咽可能会导致严重的伤害或者死亡, 如果小孩不慎误吞了电池, 请立即拨打救助电话并及时就医。

## 4. 重要提醒

- 1、电池使用时间因个人使用习惯不同而不同, 频繁的循声查找会加速电池的消耗。
- 2、为保证更好的防尘及防水, 请将上下盖用力拧紧。
- 3、由于设备采用众包网络, 定位可能有延时, 如管理后台无数据, 可以等待半小时后刷新查看位置信息。并且尽量在手机较多的地方开启设备。
- 4、请勿拆卸终端, 非专业人员的不当处理可能会导致装置损毁。
- 5、请使用终端原厂规定的电池, 使用其它任何配件将使所有保修服务变为无效。
- 6、终端制造商对任何源自终端上使用非原配厂配件而导致的损坏将不会承担任何保修责任。