Mode	16
	Band Edge
	U-NII-2C_5.47-5.725_802.11ac VHT20_CH100_5500MHz
ANT	1

Pol.	Vertical	Fundamental
Peak	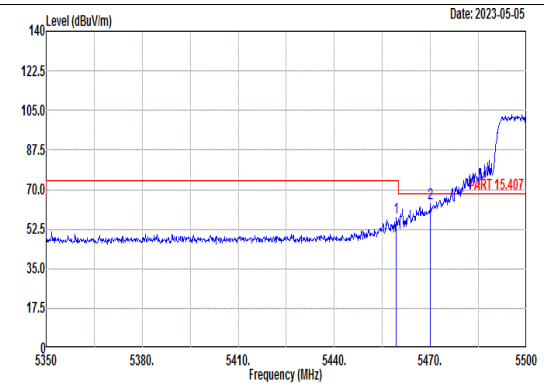 Site : 03CH03-SZ Condition: PART 15.407 3m ANT3117_0057 VERTICAL : RBW:1000.000kHz VBW:3000.000kHz Mode : 16 Setting : MCS0 Power setting 18 Plane : Z with accessaries : 352000530016413/352000530016421 Freq Level Limit Line Margin Read Level Ant Factor Cable Loss Preamp Factor APos TPos Remark MHz dBuV/m dBuV/m dBuV dB/m dB dB cm deg 1 5459.20 57.79 74.00 -16.21 48.31 34.42 8.41 33.35 200 263 PEAK 2 5470.00 63.71 68.30 -4.59 54.26 34.41 8.40 33.36 200 263 PEAK	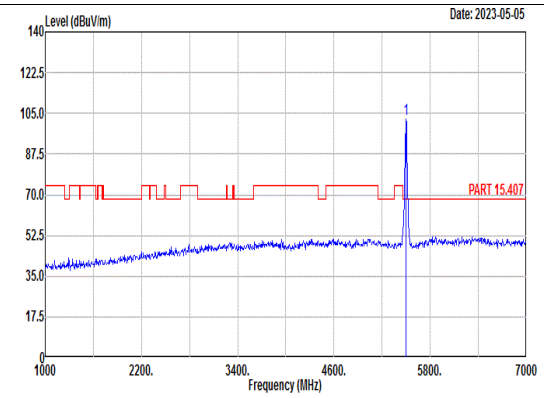 Site : 03CH03-SZ Condition: PART 15.407 3m ANT3117_0057 VERTICAL : RBW:1000.000kHz VBW:3000.000kHz Mode : 16 Setting : MCS0 Power setting 18 Plane : Z with accessaries : 352000530016413/352000530016421 Freq Level Limit Line Margin (dB) Read Level Ant Factor Cable Loss Preamp Factor APos TPos Remark MHz dBuV/m dBuV/m dBuV dB/m dB dB cm deg 1 5500.00 102.52 ------ ------ 93.16 34.40 8.36 33.40 200 263 PEAK
Avg	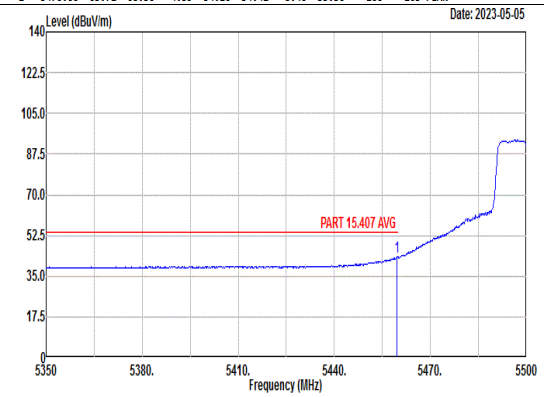 Site : 03CH03-SZ Condition: PART 15.407 AVG 3m ANT3117_0057 VERTICAL : RBW:1000.000kHz VBW:1.000kHz Mode : 16 Setting : MCS0 Power setting 18 Plane : Z with accessaries : 352000530016413/352000530016421 Freq Level Limit Line Margin Read Level Ant Factor Cable Loss Preamp Factor APos TPos Remark MHz dBuV/m dBuV/m dBuV dB/m dB dB cm deg 1 5459.65 43.45 54.00 -10.55 33.97 34.42 8.41 33.35 200 263 AVERAGE	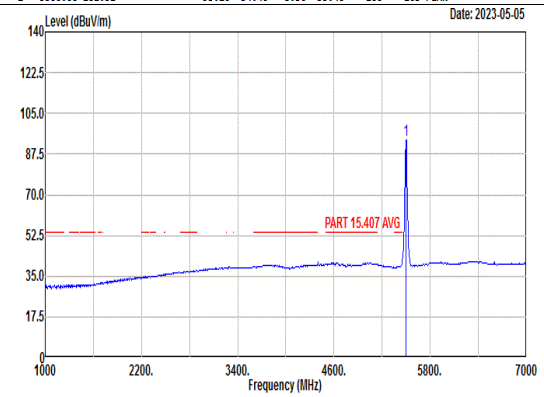 Site : 03CH03-SZ Condition: PART 15.407 AVG 3m ANT3117_0057 VERTICAL : RBW:1000.000kHz VBW:1.000kHz Mode : 16 Setting : MCS0 Power setting 18 Plane : Z with accessaries : 352000530016413/352000530016421 Freq Level Limit Line Margin (dB) Read Level Ant Factor Cable Loss Preamp Factor APos TPos Remark MHz dBuV/m dBuV/m dBuV dB/m dB dB cm deg 1 5500.00 93.47 ------ ------ 84.11 34.40 8.36 33.40 200 263 AVERAGE

Mode	16	
	Harmonic	
	U-NII-2C_5.47-5.725_802.11ac VHT20_CH100_5500MHz	
ANT	1	
Pol.	Horizontal	Vertical
Peak Avg	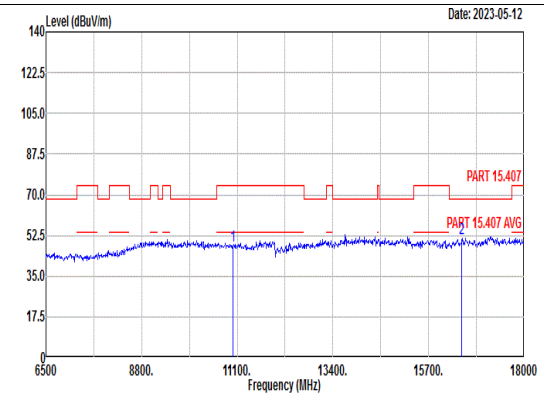 Site : 03CH03-SZ Condition: PART 15.407 3m ANT3117_0057 HORIZONTAL Mode : 16 Setting : MCS0 Power setting 18 Plane : Z with accessaries : 352000530016413/352000530016421 Freq Level Limit Line Margin Read Level Ant Factor Cable Loss Preamp Factor APos TPos Remark MHz dBuV/m dBuV/m dB dBuV dB/m dB dB cm deg 1 11000.00 47.94 74.00 -26.06 51.23 39.50 11.21 54.00 --- --- Peak 2 16500.00 51.30 68.30 -17.00 49.48 42.50 12.91 53.59 --- --- Peak	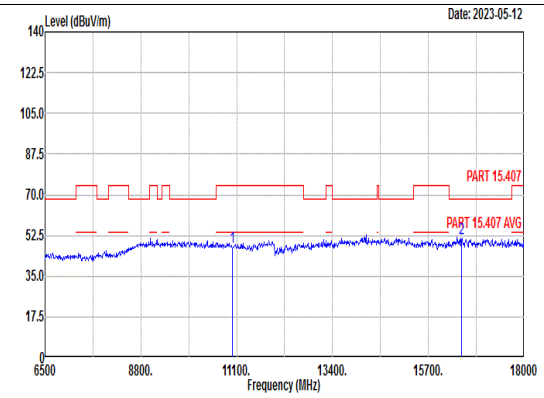 Site : 03CH03-SZ Condition: PART 15.407 3m ANT3117_0057 VERTICAL Mode : 16 Setting : MCS0 Power setting 18 Plane : Z with accessaries : 352000530016413/352000530016421 Freq Level Limit Line Margin Read Level Ant Factor Cable Loss Preamp Factor APos TPos Remark MHz dBuV/m dBuV/m dB dBuV dB/m dB dB cm deg 1 11000.00 47.67 74.00 -26.33 50.96 39.50 11.21 54.00 --- --- Peak 2 16500.00 51.21 68.30 -17.09 49.39 42.50 12.91 53.59 --- --- Peak

Mode	17
	Band Edge - L
	U-NII-2C_5.47-5.725_802.11ac VHT20_CH116_5580MHz
ANT	1

Pol.	Horizontal	Fundamental
Peak	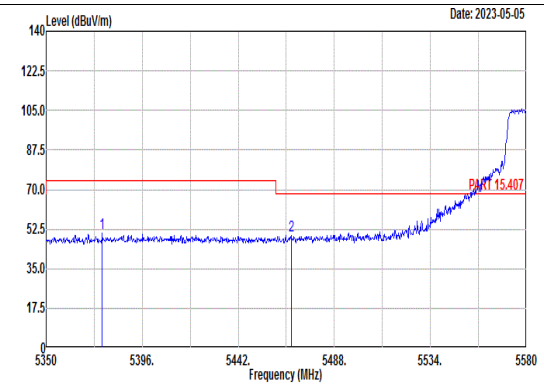 Site : 03CH03-SZ Condition: PART 15.407 3m ANT3117_0057 HORIZONTAL : RBW:1000.000kHz VBW:3000.000kHz Mode : 17 Setting : MCS0 Power setting 19 Plane : Z with accessaries : 352000530016413/352000530016421 1 5376.91 50.83 74.00 -23.17 41.19 34.45 8.40 33.21 100 297 PEAK 2 5467.30 49.91 68.30 -18.39 40.46 34.41 8.40 33.36 100 297 PEAK	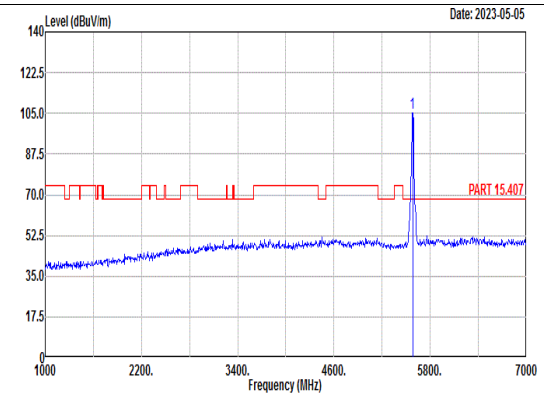 Site : 03CH03-SZ Condition: PART 15.407 3m ANT3117_0057 HORIZONTAL : RBW:1000.000kHz VBW:3000.000kHz Mode : 17 Setting : MCS0 Power setting 19 Plane : Z with accessaries : 352000530016413/352000530016421 1 5580.00 105.28 ------ ------ 95.84 34.58 8.24 33.38 100 297 PEAK
Avg	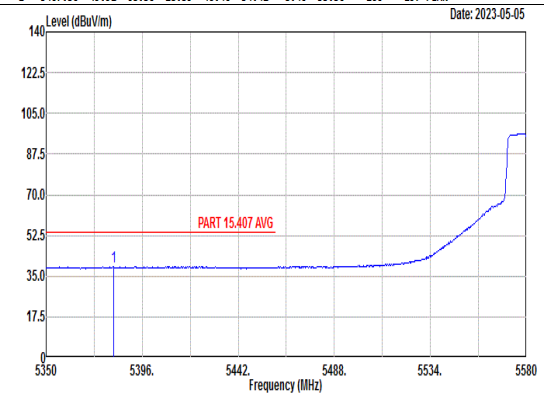 Site : 03CH03-SZ Condition: PART 15.407 AVG 3m ANT3117_0057 HORIZONTAL : RBW:1000.000kHz VBW:1.000kHz Mode : 17 Setting : MCS0 Power setting 19 Plane : Z with accessaries : 352000530016413/352000530016421 1 5382.20 39.04 54.00 -14.96 29.40 34.45 8.41 33.22 100 297 AVERAGE	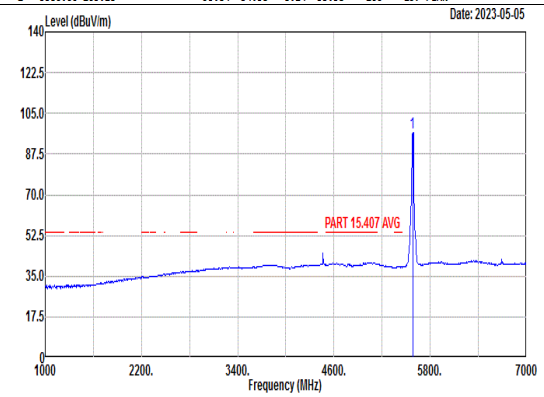 Site : 03CH03-SZ Condition: PART 15.407 AVG 3m ANT3117_0057 HORIZONTAL : RBW:1000.000kHz VBW:1.000kHz Mode : 17 Setting : MCS0 Power setting 19 Plane : Z with accessaries : 352000530016413/352000530016421 1 5580.00 96.79 ------ ------ 87.35 34.58 8.24 33.38 100 297 AVERAGE

Mode	17	
	Band Edge - R	
	U-NII-2C_5.47-5.725_802.11ac VHT20_CH116_5580MHz	
ANT	1	
Pol.	Horizontal	Fundamental
Peak	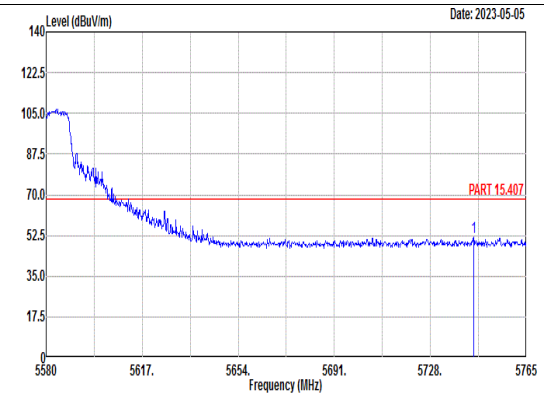 Site : 03CH03-SZ Condition: PART 15.407 3m ANT3117_0057 HORIZONTAL : RBW:1000.000kHz VBW:3000.000kHz Mode : 17 Setting : MCS0 Power setting 19 Plane : Z with accessaries : 352000530016413/352000530016421 Freq Level Limit Line Margin Read Level Ant Factor Cable Loss Preamp Factor APos TPos Remark MHz dBuV/m dBuV/m dBuV dB/m dB dB cm deg 1 5744.65 51.97 68.30 -16.33 41.63 34.94 8.75 33.35 100 297 PEAK	Blank

Mode	17
	Band Edge - L
	U-NII-2C_5.47-5.725_802.11ac VHT20_CH116_5580MHz
ANT	1

Pol.	Vertical	Fundamental
Peak	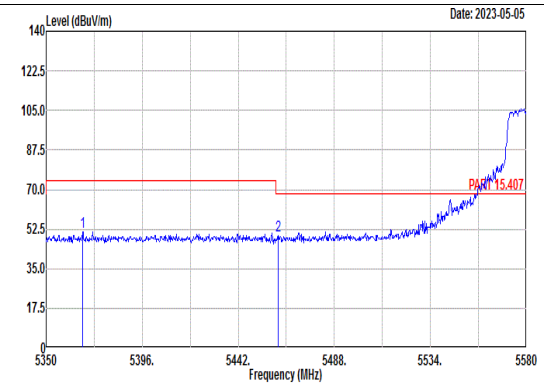 Site : 03CH03-SZ Condition: PART 15.407 3m ANT3117_0057 VERTICAL : RBW:1000.000kHz VBW:3000.000kHz Mode : 17 Setting : MCS0 Power setting 19 Plane : Z with accessaries : 352000530016413/352000530016421 Freq Level Limit Line Margin Read Level Ant Factor Cable Loss Preamp Factor APos TPos Remark MHz dBuV/m dBuV/m dBuV dB/m dB dB cm deg 1 5367.48 51.23 74.00 -22.77 41.61 34.45 8.37 33.20 241 286 PEAK 2 5461.09 49.43 68.30 -18.87 39.95 34.42 8.41 33.35 241 286 PEAK	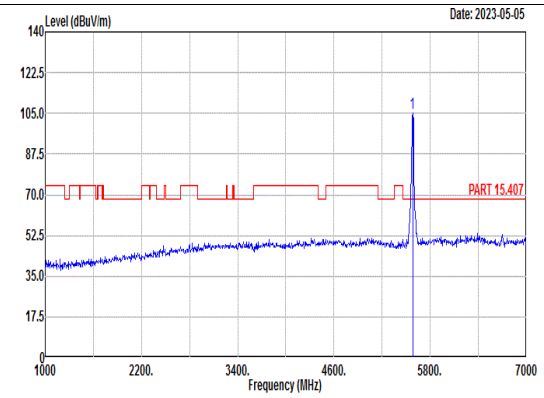 Site : 03CH03-SZ Condition: PART 15.407 3m ANT3117_0057 VERTICAL : RBW:1000.000kHz VBW:3000.000kHz Mode : 17 Setting : MCS0 Power setting 19 Plane : Z with accessaries : 352000530016413/352000530016421 Freq Level Limit Line Margin (dB) Read Level Ant Factor Cable Loss Preamp Factor APos TPos Remark MHz dBuV/m dBuV/m dBuV dB/m dB dB cm deg 1 5580.00 105.38 ------ ------ 95.94 34.58 8.24 33.38 241 286 PEAK
Avg	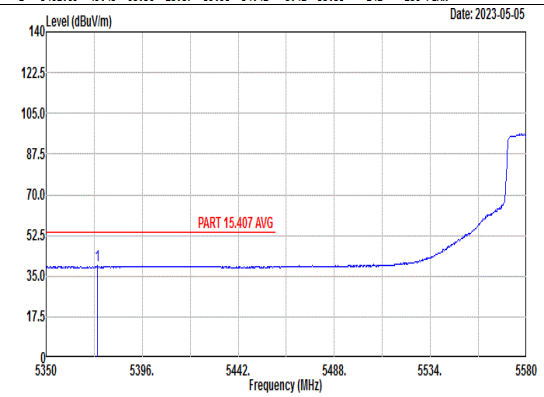 Site : 03CH03-SZ Condition: PART 15.407 AVG 3m ANT3117_0057 VERTICAL : RBW:1000.000kHz VBW:1.000kHz Mode : 17 Setting : MCS0 Power setting 19 Plane : Z with accessaries : 352000530016413/352000530016421 Freq Level Limit Line Margin Read Level Ant Factor Cable Loss Preamp Factor APos TPos Remark MHz dBuV/m dBuV/m dBuV dB/m dB dB cm deg 1 5374.61 39.38 54.00 -14.62 29.75 34.45 8.39 33.21 241 286 AVERAGE	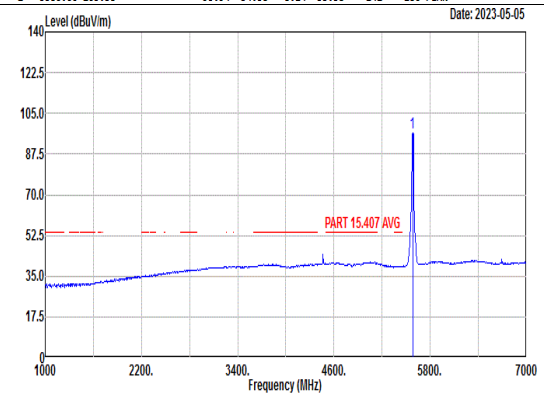 Site : 03CH03-SZ Condition: PART 15.407 AVG 3m ANT3117_0057 VERTICAL : RBW:1000.000kHz VBW:1.000kHz Mode : 17 Setting : MCS0 Power setting 19 Plane : Z with accessaries : 352000530016413/352000530016421 Freq Level Limit Line Margin (dB) Read Level Ant Factor Cable Loss Preamp Factor APos TPos Remark MHz dBuV/m dBuV/m dBuV dB/m dB dB cm deg 1 5580.00 96.46 ------ ------ 87.02 34.58 8.24 33.38 241 286 AVERAGE

Mode	17	
	Band Edge - R	
	U-NII-2C_5.47-5.725_802.11ac VHT20_CH116_5580MHz	
ANT	1	
Pol.	Vertical	Fundamental
Peak	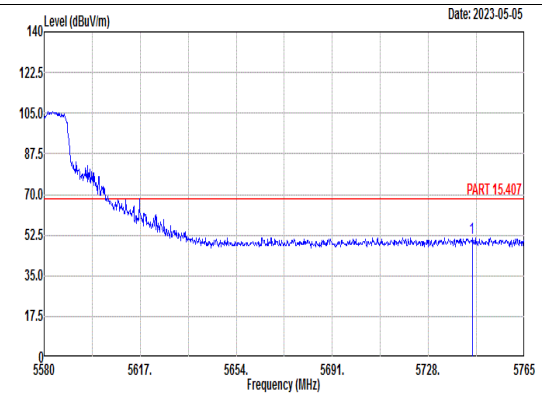 Site : 03CH03-SZ Condition: PART 15.407 3m ANT3117_0057 VERTICAL : RBW:1000.000kHz VBW:3000.000kHz Mode : 17 Setting : MCS0 Power setting 19 Plane : Z with accessaries : 352000530016413/352000530016421 Freq Level Limit Line Margin Read Level Ant Factor Cable Loss Preamp Factor APos TPos Remark MHz dBuV/m dBuV/m dBuV dB/m dB dB cm deg 1 5744.84 51.49 68.30 -16.81 41.15 34.94 8.75 33.35 241 286 PEAK	Blank

Mode	17	
	Harmonic	
	U-NII-2C_5.47-5.725_802.11ac VHT20_CH116_5580MHz	
ANT	1	
Pol.	Horizontal	Vertical
Peak Avg	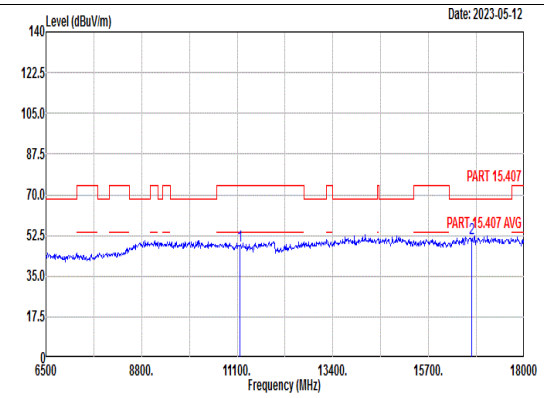 Site : 03CH03-SZ Condition: PART 15.407 3m ANT3117_0057 HORIZONTAL Mode : 17 Setting : MCS0 Power setting 19 Plane : Z with accessaries : 352000530016413/352000530016421 Freq Level Limit Line Margin Read Level Ant Factor Cable Loss Preamp Factor APos TPos Remark MHz dBuV/m dBuV/m dB dBuV dB/m dB dB cm deg 1 11160.00 48.34 74.00 -25.66 51.48 39.47 11.29 53.90 --- --- Peak 2 16740.00 51.49 68.30 -16.81 48.95 42.45 13.01 52.92 --- --- Peak	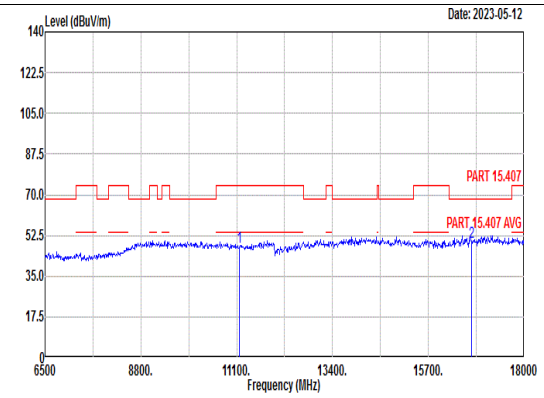 Site : 03CH03-SZ Condition: PART 15.407 3m ANT3117_0057 VERTICAL Mode : 17 Setting : MCS0 Power setting 19 Plane : Z with accessaries : 352000530016413/352000530016421 Freq Level Limit Line Margin Read Level Ant Factor Cable Loss Preamp Factor APos TPos Remark MHz dBuV/m dBuV/m dB dBuV dB/m dB dB cm deg 1 11160.00 47.57 74.00 -26.43 50.71 39.47 11.29 53.90 --- --- Peak 2 16740.00 49.84 68.30 -18.46 47.30 42.45 13.01 52.92 --- --- Peak

Mode	18	
	Band Edge	
	U-NII-2C_5.47-5.725_802.11ac VHT20_CH140_5700MHz	
ANT	1	
Pol.	Horizontal	Fundamental
Peak	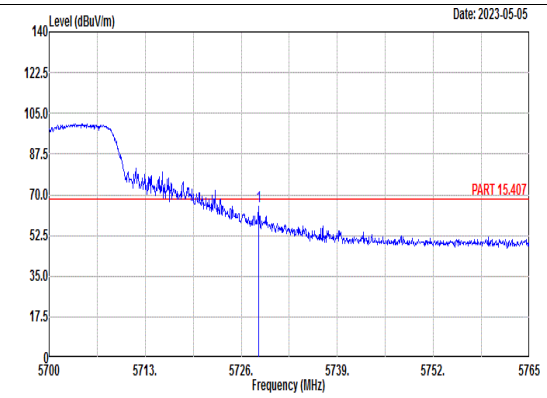 Site : 03CH03-SZ Condition: PART 15.407 3m ANT3117_0057 HORIZONTAL : RBW:1000.000kHz VBW:3000.000kHz Mode : 18 Setting : MCS0 Power setting 12 Plane : Z with accessaries : 352000530016413/352000530016421 1 5728.34 64.73 68.30 -3.57 54.49 34.90 8.69 33.35 100 298 PEAK	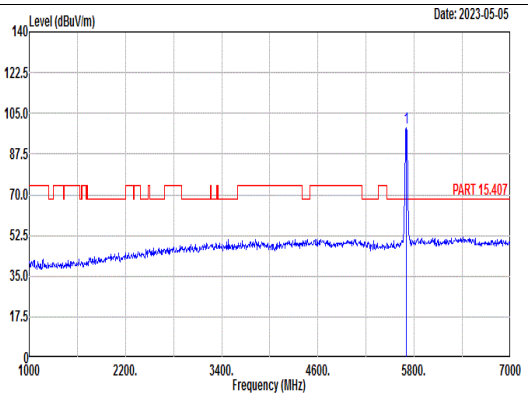 Site : 03CH03-SZ Condition: PART 15.407 3m ANT3117_0057 HORIZONTAL : RBW:1000.000kHz VBW:3000.000kHz Mode : 18 Setting : MCS0 Power setting 12 Plane : Z with accessaries : 352000530016413/352000530016421 1 5700.00 99.05 ------ ------ 88.96 34.85 8.60 33.36 100 298 PEAK
Avg	Blank	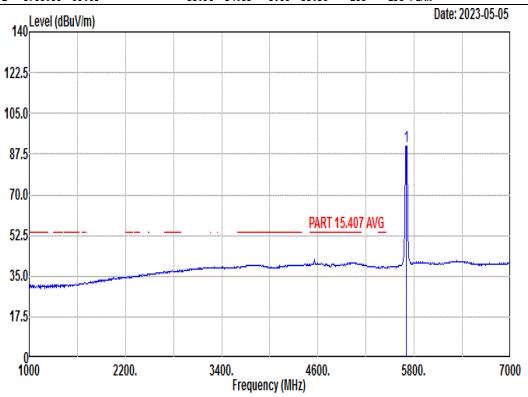 Site : 03CH03-SZ Condition: PART 15.407 AVG 3m ANT3117_0057 HORIZONTAL : RBW:1000.000kHz VBW:1.000kHz Mode : 18 Setting : MCS0 Power setting 12 Plane : Z with accessaries : 352000530016413/352000530016421 1 5700.00 91.09 ------ ------ 80.97 34.86 8.62 33.36 100 298 AVERAGE

Mode	18	
	Band Edge	
	U-NII-2C_5.47-5.725_802.11ac VHT20_CH140_5700MHz	
ANT	1	
Pol.	Vertical	Fundamental
Peak	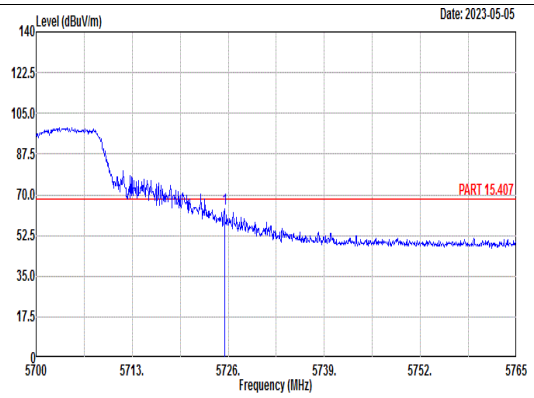 Site : 03CH03-SZ Condition: PART 15.407 3m ANT3117_0057 VERTICAL : RBW:1000.000kHz VBW:3000.000kHz Mode : 18 Setting : MCS0 Power setting 12 Plane : Z with accessaries : 352000530016413/352000530016421 1 5725.48 64.12 68.30 -4.18 53.90 34.90 8.68 33.36 317 282 PEAK	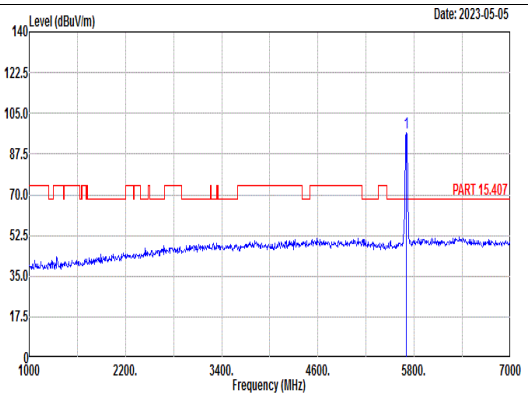 Site : 03CH03-SZ Condition: PART 15.407 3m ANT3117_0057 VERTICAL : RBW:1000.000kHz VBW:3000.000kHz Mode : 18 Setting : MCS0 Power setting 12 Plane : Z with accessaries : 352000530016413/352000530016421 1 5700.00 96.65 ------ ------ 86.60 34.84 8.57 33.36 317 282 PEAK
Avg	Blank	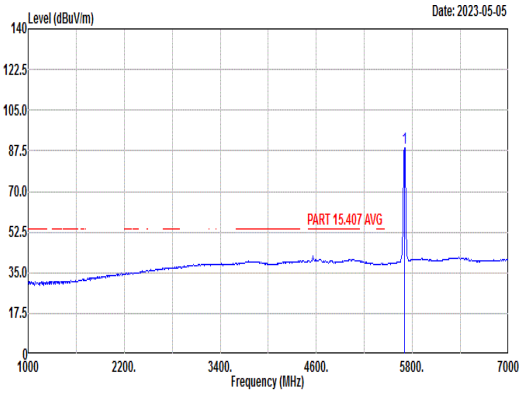 Site : 03CH03-SZ Condition: PART 15.407 AVG 3m ANT3117_0057 VERTICAL : RBW:1000.000kHz VBW:1.000kHz Mode : 18 Setting : MCS0 Power setting 12 Plane : Z with accessaries : 352000530016413/352000530016421 1 5700.00 89.01 ------ ------ 78.89 34.86 8.62 33.36 317 282 AVERAGE

Mode	18	
	Harmonic	
	U-NII-2C_5.47-5.725_802.11ac VHT20_CH140_5700MHz	
ANT	1	
Pol.	Horizontal	Vertical
Peak Avg	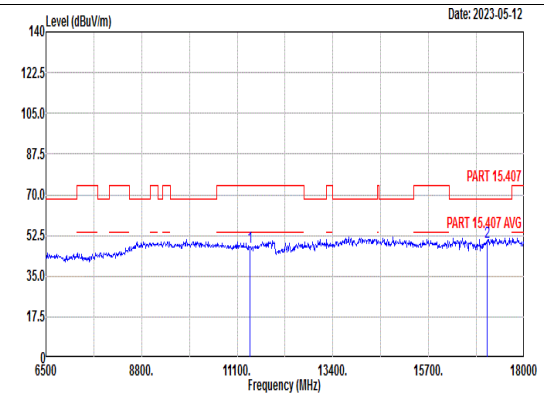 Site : 03CH03-SZ Condition: PART 15.407 3m ANT3117_0057 HORIZONTAL Mode : 18 Setting : MCS0 Power setting 12 Plane : Z with accessaries : 352000530016413/352000530016421 Freq Level Limit Line Margin Read Level Ant Factor Cable Loss Preamp Factor APos TPos Remark MHz dBuV/m dBuV/m dB dBuV dB/m dB dB cm deg 1 11400.00 47.40 74.00 -26.60 50.33 39.42 11.41 53.76 --- --- Peak 2 17100.00 49.89 68.30 -18.41 46.64 42.38 13.14 52.27 --- --- Peak	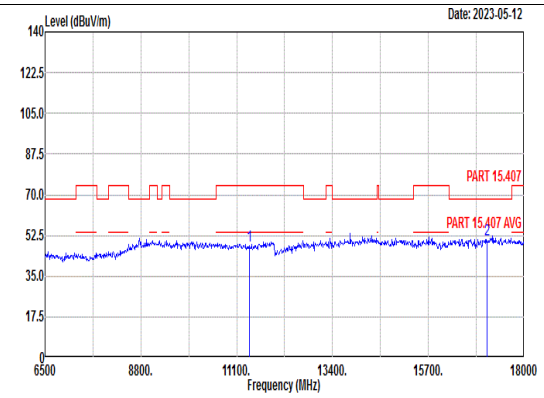 Site : 03CH03-SZ Condition: PART 15.407 3m ANT3117_0057 VERTICAL Mode : 18 Setting : MCS0 Power setting 12 Plane : Z with accessaries : 352000530016413/352000530016421 Freq Level Limit Line Margin Read Level Ant Factor Cable Loss Preamp Factor APos TPos Remark MHz dBuV/m dBuV/m dB dBuV dB/m dB dB cm deg 1 11400.00 48.00 74.00 -26.00 50.93 39.42 11.41 53.76 --- --- Peak 2 17100.00 50.64 68.30 -17.66 47.39 42.38 13.14 52.27 --- --- Peak

Mode	19	
	LF	
	U-NII-1_5.15-5.25_802.11ac VHT20_CH36_5180MHz	
ANT	1	
Pol.	Horizontal	Vertical
Peak Avg	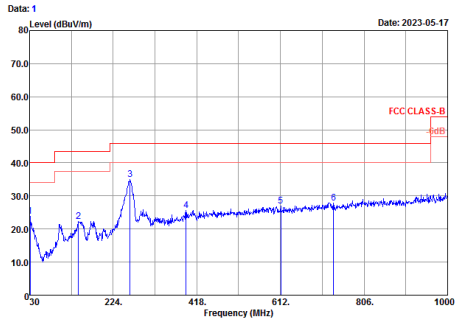 Site : 03CH03-SZ Condition : FCC CLASS-B 3m LF_ANT35408 HORIZONTAL Mode : 26 Setting : MCS0 Power setting 17 Plane : Z with accessaries : 352000530016413/352000530016421 1 30.97 23.80 -16.20 40.00 30.72 24.37 0.54 31.83 --- --- Peak 2 143.49 22.36 -21.14 43.50 35.25 17.33 1.23 31.45 --- --- Peak 3 262.80 35.03 -10.97 46.00 44.90 19.61 1.69 31.17 --- --- Peak 4 392.78 25.67 -20.33 46.00 32.97 21.63 2.08 31.01 --- --- Peak 5 612.97 26.86 -19.14 46.00 30.43 24.84 2.58 30.99 --- --- Peak 6 735.19 27.88 -18.12 46.00 30.41 25.55 2.82 30.90 --- --- Peak	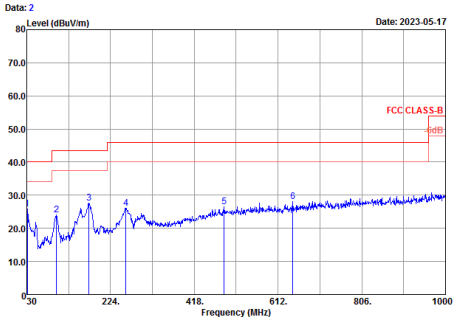 Site : 03CH03-SZ Condition : FCC CLASS-B 3m LF_ANT35408 VERTICAL Mode : 26 Setting : MCS0 Power setting 17 Plane : Z with accessaries : 352000530016413/352000530016421 1 30.97 25.82 -14.18 40.00 32.74 24.37 0.54 31.83 --- --- Peak 2 98.87 24.09 -19.41 43.50 37.92 16.91 1.01 31.75 --- --- Peak 3 174.53 27.69 -15.81 43.50 42.06 15.63 1.35 31.35 --- --- Peak 4 259.89 26.18 -19.82 46.00 35.98 19.70 1.68 31.18 --- --- Peak 5 486.87 26.48 -19.52 46.00 31.48 23.53 2.30 30.83 --- --- Peak 6 645.95 28.04 -17.96 46.00 31.41 24.94 2.64 30.95 --- --- Peak

<Co-Location Mode>

802. 11n HT20 CH36 & LTE B13 (Band Edge @ 3m)

WIFI Ant.	Note	Frequency (MHz)	Level (dBμV/m)	Margin (dB)	Limit Line (dBμV/m)	Read Level (dBμV)	Antenna Factor (dB/m)	Cable Loss (dB)	Preamp Factor (dB)	Ant Pos (cm)	Table Pos (deg)	Peak Avg. (P/A)	Pol. (H/V)
802. 11n HT20 CH36 &LTE B13		5143.78	58.08	-15.92	74	48.91	34.54	7.48	32.85	251	356	P	H
		5149.76	49.7	-4.3	54	40.53	34.54	7.48	32.85	251	356	P	H
	*	5180	104.09	-	-	94.92	34.53	7.53	32.89	251	356	A	H
	*	5180	96.94	-	-	87.77	34.53	7.53	32.89	251	356	P	H
		5148.46	57.97	-16.03	74	48.8	34.54	7.48	32.85	289	260	P	V
		5149.99	50.89	-3.11	54	41.72	34.54	7.48	32.85	289	260	P	V
	*	5180	103.87	-	-	94.7	34.53	7.53	32.89	289	260	A	V
	*	5180	96.61	-	-	87.44	34.53	7.53	32.89	289	260	P	V
Remark	1. No other spurious found. 2. All results are PASS against Peak and Average limit line.												

802. 11n HT20 CH36 & LTE B13 (Harmonic @ 3m)

WIFI Ant. 5+6	Note	Frequency (MHz)	Level (dBμV/m)	Margin (dB)	Limit Line (dBμV/m)	Read Level (dBμV)	Antenna Factor (dB/m)	Cable Loss (dB)	Preamp Factor (dB)	Ant Pos (cm)	Table Pos (deg)	Peak Avg. (P/A)	Pol. (H/V)
802. 11n HT20 CH36 &LTE B13		10360	49.25	-19.05	68.3	51.98	39.72	10.73	53.18	-	-	P	H
		15540	49.04	-24.96	74	48.97	41.74	12.72	54.39	-	-	P	H
		10360	48.26	-20.04	68.3	50.99	39.72	10.73	53.18	-	-	P	V
		15540	50.26	-23.74	74	50.19	41.74	12.72	54.39	-	-	P	V
Remark	1. No other spurious found. 2. All results are PASS against Peak and Average limit line.												

<Co-Location Plots>

11n HT20_CH36 & LTE Band13 (Band Edge @ 3m)

WIFI 802.11ac (Band Edge @ 3m)

WIFI	Band 1 5150~5250MHz Band Edge @ 3m	
ANT	11n HT20_CH36 5180MHz & Band13 Co-colation	
1	Horizontal	Fundamental
Peak	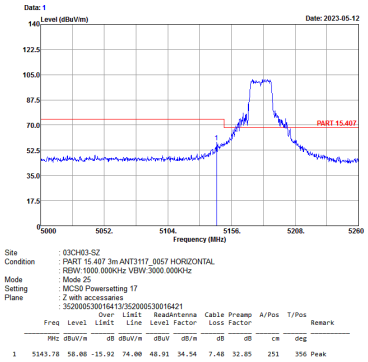	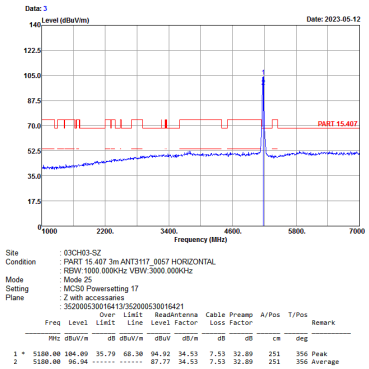
Avg.	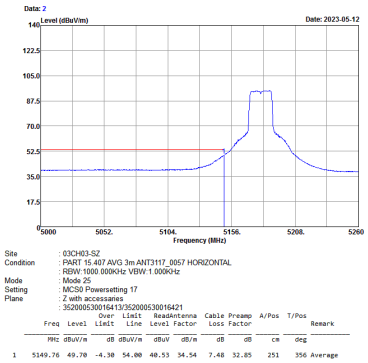	Left blank

WIFI	Band 1 5150~5250MHz Band Edge @ 3m	
ANT	11n HT20_CH36 5180MHz & Band13 Co-colation	
1	Vertical	Fundamental
Peak	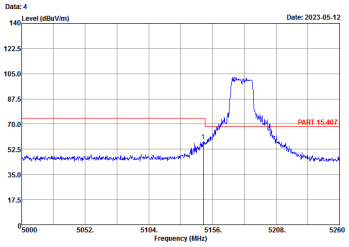 Site : 03CH03-SZ Condition : PART 15.407 3m ANT3117_0057 VERTICAL : RBW:1000.000KHz VBW:3000.000KHz Mode : Mode 25 Setting : MCS0 Powersetting 17 Plane : Z with accessaries : 352000530016413/352000530016421 Freq Level Over Limit Limit Line ReadAntenna Level Factor Cable Loss Factor Preamp Factor A/Pos T/Pos Remark MHz dBuV/m dB dBuV/m dBuV dB/m dB dB cm deg 1 5148.46 57.97 -16.03 74.00 48.80 34.54 7.48 32.85 289 260 Peak	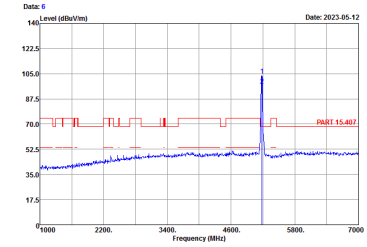 Site : 03CH03-SZ Condition : PART 15.407 3m ANT3117_0057 VERTICAL : RBW:1000.000KHz VBW:3000.000KHz Mode : Mode 25 Setting : MCS0 Powersetting 17 Plane : Z with accessaries : 352000530016413/352000530016421 Freq Level Over Limit Limit Line ReadAntenna Level Factor Cable Loss Factor Preamp Factor A/Pos T/Pos Remark MHz dBuV/m dB dBuV/m dBuV dB/m dB dB cm deg 1 * 5180.00 103.87 35.57 68.30 94.70 34.53 7.53 32.89 289 260 Peak 2 5180.00 86.61 ------ ------ 87.44 34.53 7.53 32.89 289 260 Average
Avg.	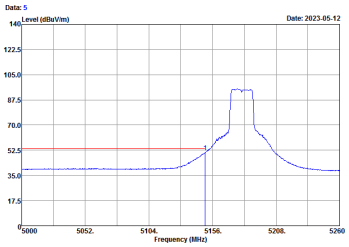 Site : 03CH03-SZ Condition : PART 15.407 AVG 3m ANT3117_0057 VERTICAL : RBW:1000.000KHz VBW:1.000KHz Mode : Mode 25 Setting : MCS0 Powersetting 17 Plane : Z with accessaries : 352000530016413/352000530016421 Freq Level Over Limit Limit Line ReadAntenna Level Factor Cable Loss Factor Preamp Factor A/Pos T/Pos Remark MHz dBuV/m dB dBuV/m dBuV dB/m dB dB cm deg 1 5149.99 50.89 -3.11 54.00 41.72 34.54 7.48 32.85 289 260 Average	Left blank

11n HT20_CH36 5180MHz & Band13 (Harmonic @ 3m)

(Harmonic @ 3m)

WIFI	Band 1 5150~5250MHz Band Edge @ 3m	
ANT	11n HT20_CH36 5180MHz & Band13 Co-colation	
1	Horizontal	Vertical
Peak Avg.	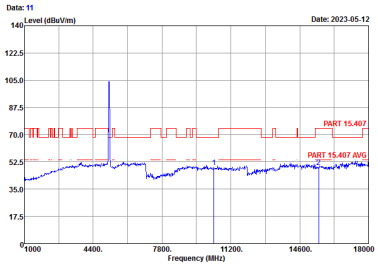 Site : 03CH03-SZ Condition : PART 15.407 3m ANT3117_0057 HORIZONTAL Mode : Mode 25 Setting : MCS0 Powersetting 17 Plane : Z with accessaries : 352000530016413/352000530016421 Freq Level Over Limit Limit Line ReadAntenna Level Factor Cable Loss Preamp Factor A/Pos T/Pos Remark MHz dBuV/m dB dBuV/m dBuV dB/m dB dB cm deg 1 10360.00 49.25 -19.05 68.30 51.98 39.72 10.73 53.18 --- --- Peak 2 15540.00 49.04 -24.96 74.00 48.97 41.74 12.72 54.39 --- --- Peak	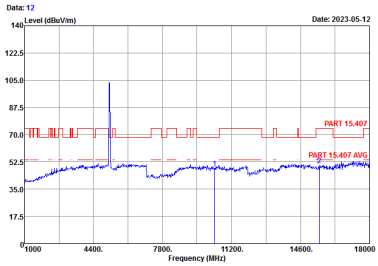 Site : 03CH03-SZ Condition : PART 15.407 3m ANT3117_0057 VERTICAL Mode : Mode 25 Setting : MCS0 Powersetting 17 Plane : Z with accessaries : 352000530016413/352000530016421 Freq Level Over Limit Limit Line ReadAntenna Level Factor Cable Loss Preamp Factor A/Pos T/Pos Remark MHz dBuV/m dB dBuV/m dBuV dB/m dB dB cm deg 1 10360.00 48.26 -20.04 68.30 50.99 39.72 10.73 53.18 --- --- Peak 2 15540.00 50.26 -23.74 74.00 50.19 41.74 12.72 54.39 --- --- Peak

Note: The highest signal over limit is WLAN fundamental signal.

Appendix D. Duty Cycle Plots

Band	Duty Cycle(%)	T(ms)	1/T(kHz)	VBW Setting
802.11a	89.52	1.362	0.734	1KHz
802.11n VHT20	87.85	1.152	0.868	1KHz
802.11ac VHT20	87.79	1.159	0.863	1KHz

802.11a

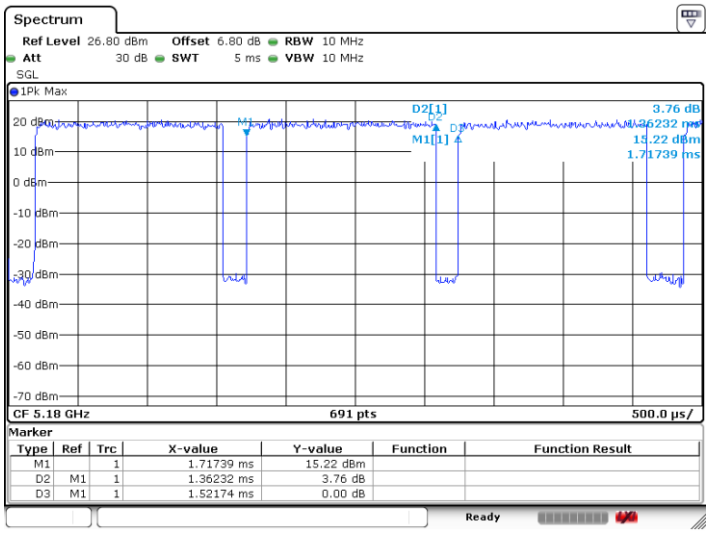

802.11n HT 20

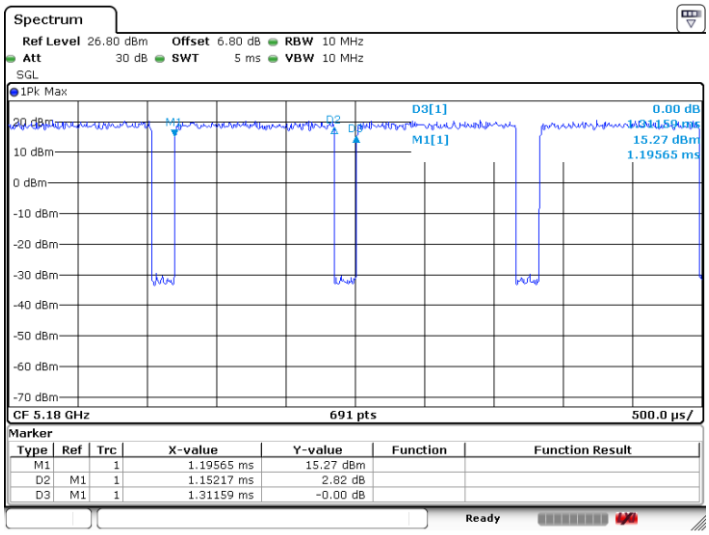
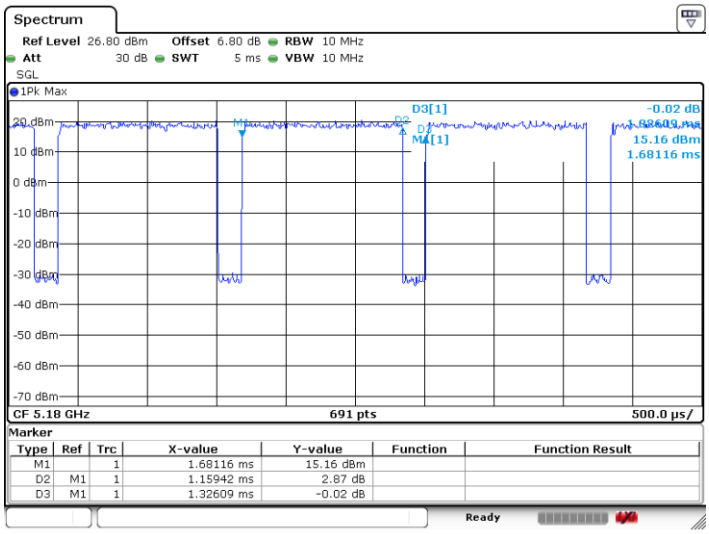
802.11ac VHT 20