

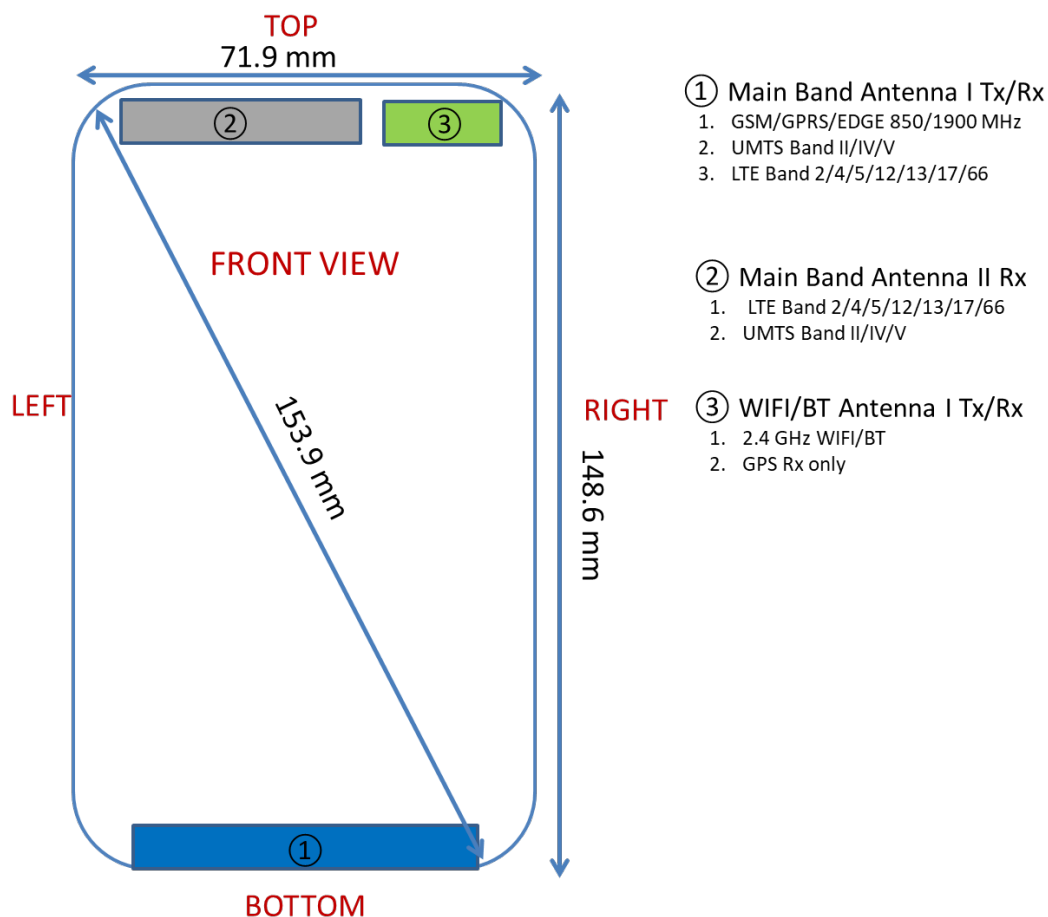




APPENDIX F: DUT ANTENNA DIAGRAM & SAR TEST SETUP PHOTOGRAPHS


FCC ID ZNFX120WM		SAR EVALUATION REPORT		Approved by: Quality Manager
Test Dates: 07/15/19 - 07/24/19	DUT Type: Portable Handset	APPENDIX F: Page 1 of 8		




Note: Exact antenna dimensions and separation distances are shown in the Technical Descriptions in the FCC Filing.

Figure F-1
DUT Antenna Locations



FCC ID ZNFX120WM		SAR EVALUATION REPORT		Approved by: Quality Manager
Test Dates: 07/15/19 - 07/24/19	DUT Type: Portable Handset			APPENDIX F: Page 2 of 8




SAR Test Setup Photo 1 – Right Cheek




SAR Test Setup Photo 2 – Right Tilt



FCC ID ZNFX120WM	 PCTEST ENGINEERING LABORATORY, INC.	SAR EVALUATION REPORT		Approved by: Quality Manager
Test Dates: 07/15/19 - 07/24/19	DUT Type: Portable Handset			APPENDIX F: Page 3 of 8




SAR Test Setup Photo 3 – Left Cheek




SAR Test Setup Photo 4 – Left Tilt



FCC ID ZNFX120WM	 PCTEST ENGINEERING LABORATORY, INC.	SAR EVALUATION REPORT		Approved by: Quality Manager
Test Dates: 07/15/19 - 07/24/19	DUT Type: Portable Handset			APPENDIX F: Page 4 of 8



SAR Test Setup Photo 5 – Back at 10mm



SAR Test Setup Photo 6 – Front at 10mm



FCC ID ZNFX120WM		SAR EVALUATION REPORT		Approved by: Quality Manager
Test Dates: 07/15/19 - 07/24/19	DUT Type: Portable Handset			APPENDIX F: Page 5 of 8




SAR Test Setup Photo 7 – Top at 10mm




SAR Test Setup Photo 8 – Bottom at 10mm



FCC ID ZNFX120WM	 PCTEST ENGINEERING LABORATORY, INC.	SAR EVALUATION REPORT		Approved by: Quality Manager
Test Dates: 07/15/19 - 07/24/19	DUT Type: Portable Handset			APPENDIX F: Page 6 of 8

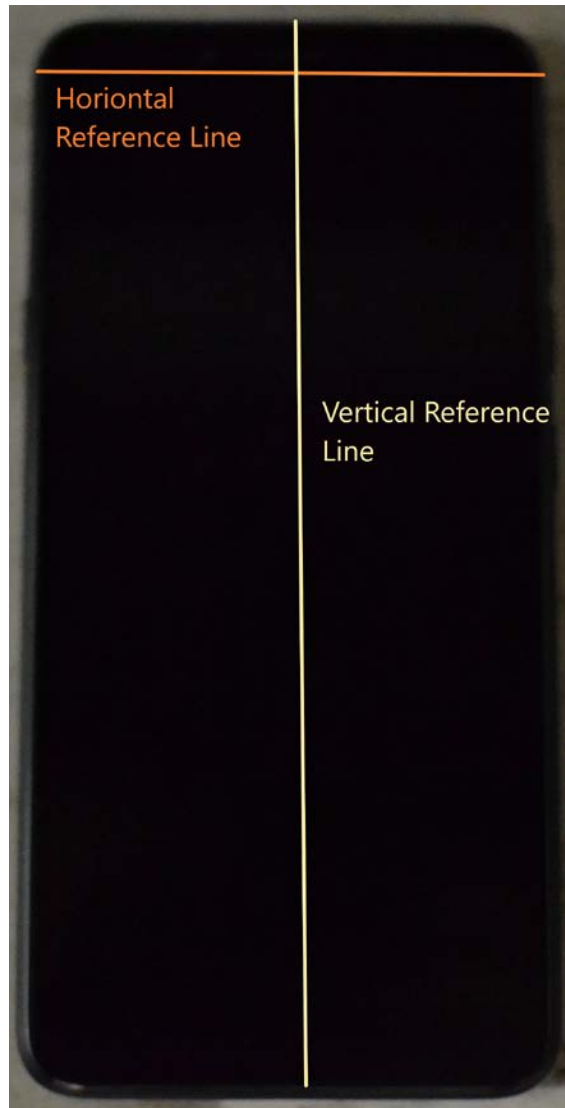


SAR Test Setup Photo 9 – Right at 10mm





SAR Test Setup Photo 10 – Left at 10mm

FCC ID ZNFX120WM	 PCTEST ENGINEERING LABORATORY, INC.	SAR EVALUATION REPORT		Approved by: Quality Manager
Test Dates: 07/15/19 - 07/24/19	DUT Type: Portable Handset			APPENDIX F: Page 7 of 8



SAR Test Setup Photo 11 - Horizontal and Vertical Reference Lines

FCC ID ZNFX120WM		SAR EVALUATION REPORT		Approved by: Quality Manager
Test Dates: 07/15/19 - 07/24/19	DUT Type: Portable Handset	APPENDIX F: Page 8 of 8		