

# USER MANUAL



全元通通訊股份有限公司  
Allton Communication Corporation

Product: Color Eye  
Model:IL-01

## Hardware Instruction

- 1 Press the bottom button to turn on or off.
- 2 Plug in the usb cable to recharge.  
(Please charge it 20min at the first time.)
- 3 The point is for detecting the light, don't cover it.

## LED Indication

The Default Mode: Reading  
(Note: After power-off, RainbowEye is reset to "Reading" mode.)

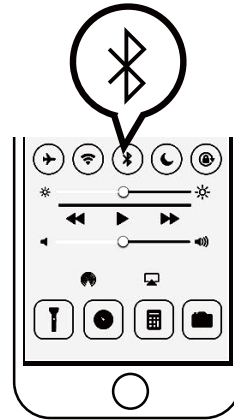
We can change the mode by our Smartphone APP.

RED: The Lighting may be not feet the user mode.  
Please improve it.

Green: The Lighting is good for user. The device  
will be entered the sleep mode after 30 sec.

## Getting Started

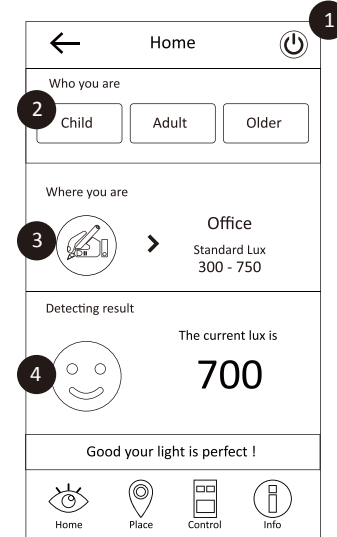
1. Please download RainbowEye App from App Store\Google Play.
2. Turn On your smartphone / tablet Bluetooth.



3. Launch the App.
4. Tap the icon below to select your place for detecting the light around you.



## Home page user guide



1. LED Button: Turn on\off RainbowEye LED
2. User : Select the user mode by the user's age
3. The current place where you are
4. The face icon indicates the current brightness

## About Us

Our philosophy and core values:  
Sustainable development of the company,  
its employees and ecological environment.

Dear user, any question please contact us.

Our website:  
[www.allton.cc](http://www.allton.cc)

Our Email:  
Email: [service@allton.cc](mailto:service@allton.cc)

## 操作方式

- 1 請按底部按鍵開關 RainbowEye
- 2 使用USB充電(第一次使用請先充電20分鐘)
- 3 請勿遮敝此感光偵測點

## LED燈情境

預設模式: 閱讀情境  
(每次關機後, RainbowEye會恢復為 " 閱讀情境 " )

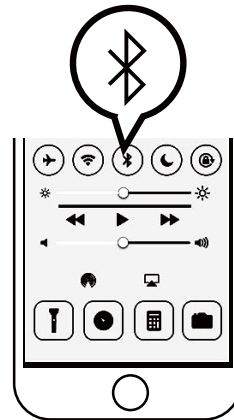
可以使用手機APP更改使用模式

紅色LED: 目前燈光亮度不適合使用情境,  
請改善燈光環境

綠色LED: 燈光亮度適合使用情境, 30秒後  
會關掉LED進入休眠模式

## APP操作方式

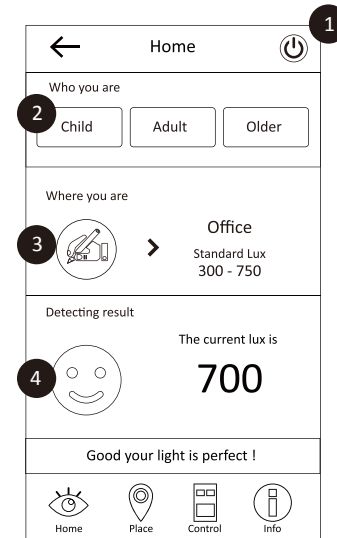
1. 請在 App Store\Google Play 安裝 RainbowEye App
2. 請開啟手機 BlueTooth 功能



3. 開啟 App
4. 點選 "Place" 更改使用情境



## 首頁使用方式



1. LED開關 : 可用來開關 RainbowEye LED.
2. 使用者: 針對不同年齡層選擇使用者模式
3. 目前的使用情境
4. 表情圖示目前的環境亮度


Recommend Lightness

Home Environment	Low	High
Study Room	50	100
Living Room	30	75
Bed Room	10	30
Kitchen	50	100
Restaurant	50	100
Toilet	50	150
Study and Work		
Writing	500	1000
Reading	500	1000
Using computer	300	400
Normal Work	200	750
Fine Detail Work	750	1500


Recommend Lightness

居家環境	低	高
書房	50	100
客廳	30	75
臥室	10	30
廚房	50	100
餐廳	50	100
廁所	50	150
學習和工作	低	高
寫字	500	1000
閱讀	500	1000
電腦作業	300	400
辦公工作	200	750
精密工作	750	1500


Control page user guide




1. RainbowEye Battery Status



2. Color LED: Select the LED color



3. OGA LED: Select the LED color



4. NightLight Led: Rainboweye LEDwill be turned on when the room lighting is off.

FCC Statement:  
This device complies with part 15 of the FCC Rules. Operation is subject to the following two conditions:  
(1) This device may not cause harmful interference, and  
(2) this device must accept any interference received, including interference that may cause undesired operation.

NOTE: This equipment has been tested and found to comply with the limits for a Class B digital device, pursuant to part 15 of the FCC Rules. These limits are designed to provide reasonable protection against harmful interference in a residential installation.  
This equipment generates, uses and can radiate radio frequency energy and, if not installed and used in accordance with the instructions, may cause harmful interference to radio communications. However, there is no guarantee that interference will not occur in a particular installation.  
If this equipment does cause harmful interference to radio or television reception, which can be determined by turning the equipment off and on, the user is encouraged to try to correct the interference by one or more of the following measures:  
—Reorient or relocate the receiving antenna.  
—Increase the separation between the equipment and receiver.  
—Connect the equipment into an outlet on a circuit different from that to which the receiver is connected.  
—Consult the dealer or an experienced radio/TV technician for help.  
Changes or modifications not expressly approved by the party responsible for compliance could void the user's authority to operate the equipment.


NCC 警語

第12條 經型式認證合格之低功率射頻電機，非經許可，公司、商號或使用者均不得擅自變更頻率、加大功率或變更原設計之特性之功能。

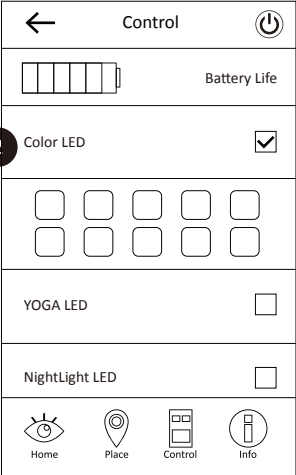
第14條 低功率射頻電機之使用不得影響飛航安全及干擾合法通信；經發有干擾現象時，應立即停用，並改善至無干擾時方得繼續使用。前項合法通信，指依電信法規定作業之無線電通信。低功率射頻電機須忍受合法通信或工業、科學及醫療用電波輻射性電機設備之干擾。

Warning:  
RainowEye是依照人體眼睛設計，為避免故障，請勿用紫外線照射或戶外陽光下使用  
RainbowEye spectral response is tightly matched to the photopic response of the human eye. To avoid the UV damage, please prevent to use it outdoor.


控制頁面使用方式




1. RainbowEye 電池電亮



2. 彩色LED燈: 可以選LED燈光顏色



3. 呼吸燈: 可以選LED燈光顏色



4. 夜燈模式: 當室內燈光關閉時, LED 燈光會自動點亮所選的顏色