



PHOTOGRAPHS OF THE TEST CONFIGURATION

CONDUCTED EMISSION TEST





RADIATED EMISSION TEST
(For WLAN 2.4GHz)
(Below 1GHz)



RADIATED EMISSION TEST
(For WLAN 2.4GHz)
(Above 1GHz)



RADIATED EMISSION TEST
(For Bluetooth)
(Below 1GHz)





RADIATED EMISSION TEST
(For Bluetooth)
(Above 1GHz)



(WWAN)

(PART 22)


RADIATED EMISSION TEST







A D T

ERP POWER TEST





(PART 24)



RADIATED EMISSION TEST
(Main sample)




RADIATED EMISSION TEST (2nd sample)





EIRP POWER TEST





(PART 27)
RADIATED EMISSION TEST
(Main sample)
(LTE Band 4)





RADIATED EMISSION TEST
(Main sample)
(LTE Band 13)





RADIATED EMISSION TEST
(2nd sample)
(LTE Band 13)



ERP POWER TEST
(Main sample)
(LTE Band 4)



ERP POWER TEST
(Main sample)
(LTE Band 13)



EIRP POWER TEST
(2nd sample)
(LTE Band 4)

