

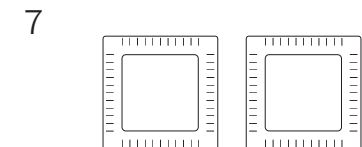
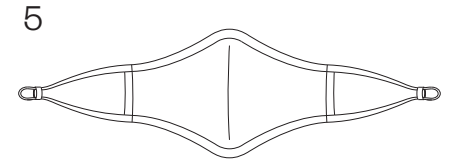
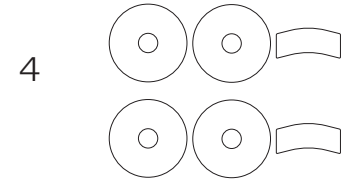
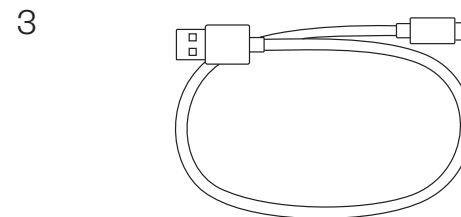

XUPERMASK

USER GUIDE

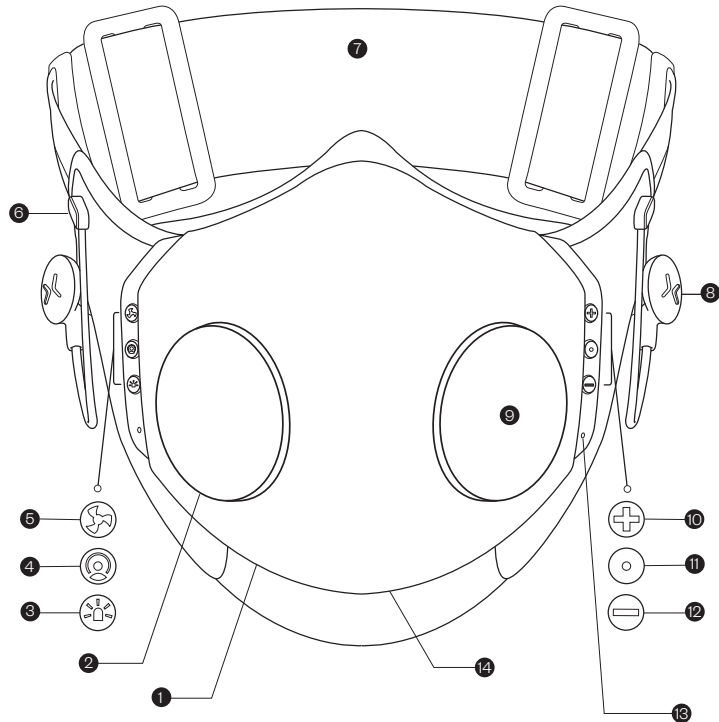
XUPERMASK WHAT'S IN THE BOX



1. XUPERMASK
2. XUPERKIT Carrying Bag
3. USB-C Charging Cable
4. Replacement HEPA Filters 2 sets
5. Fabric Mask
6. Small & Large Eartips
7. Wipes

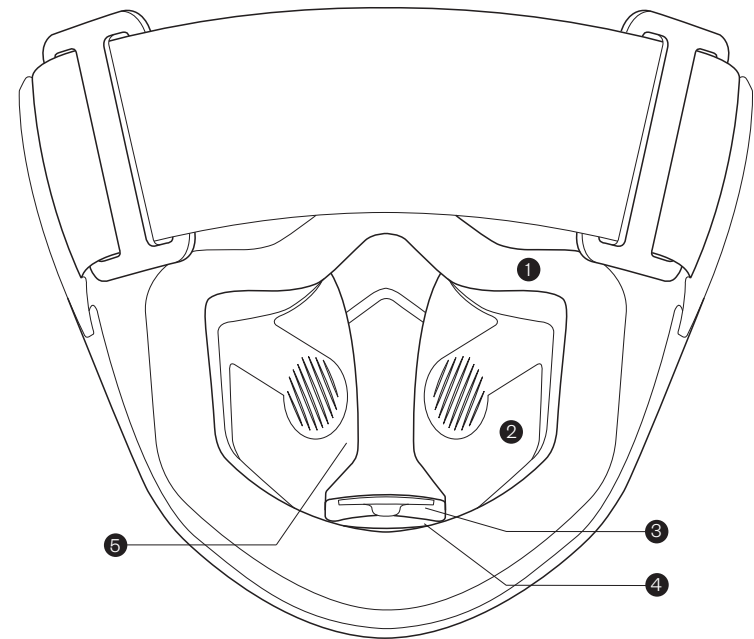


FRONT OF MASK



- | | |
|---------------------|--------------------------|
| 1. CHARGING PORT | 8. ANC EARBUDS |
| 2. LED PUCK LIGHTS | 9. FAN & FILTER |
| 3. LIGHT CONTROL | 10. VOLUME UP |
| 4. ANC CONTROL | 11. MULTI-FUNCTION |
| 5. FAN CONTROL | 12. VOLUME DOWN |
| 6. EARBUD DOCKING | 13. LED INDICATOR LIGHTS |
| 7. ADJUSTABLE STRAP | 14. EXHAUST & FILTER |

BACK OF MASK



- | |
|--------------------------------|
| 1. FACE SEAL |
| 2. BACK FAN PLATE |
| 3. EXHAUST FILTER |
| 4. EXHAUST PORT |
| 5. NOISE CANCELLING MICROPHONE |

XUPERMASK CHARGING



To charge your XUPERMASK, plug in the USB-C charging cable into the charging port.

Plug the larger end of the charging cable into a compatible laptop or wall adapter (not included).

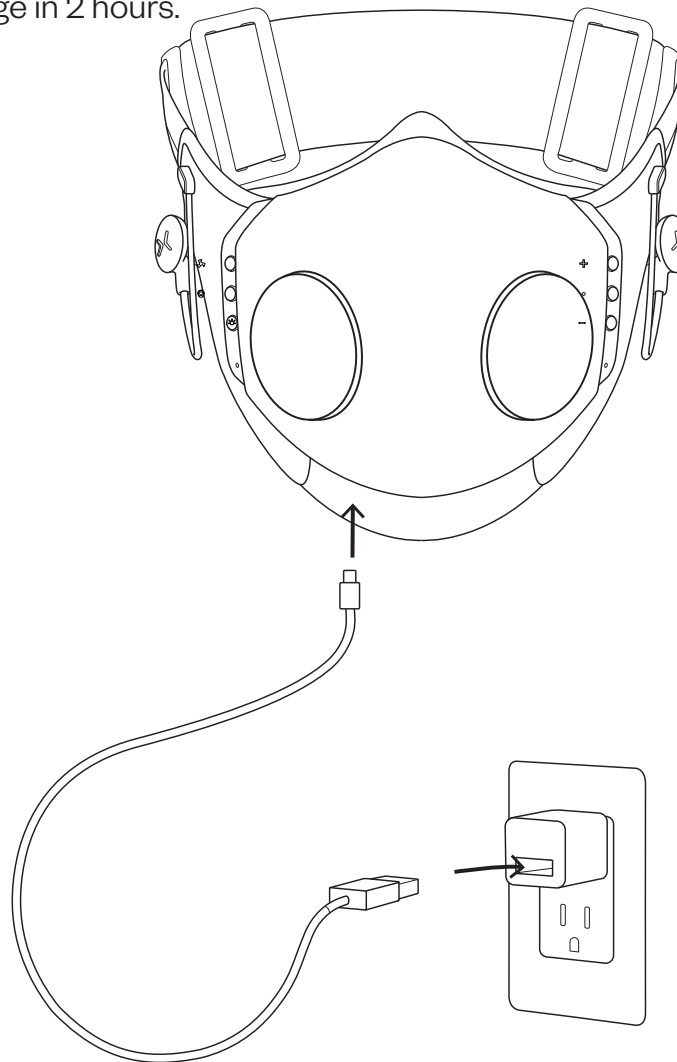
When XUPERMASK begins to charge, the LED puck lights will pulse twice to indicate power is established and XUPERMASK is charging.

The LED puck lights will remain on until the power is 100%. When 100% charge is reached, the LED puck lights will turn off.

To turn off the LED puck lights while charging press the light control button.

If your puck lights are turned off, the right-side LED light will slowly pulse red until 100% charge is reached, at which point they will turn off.

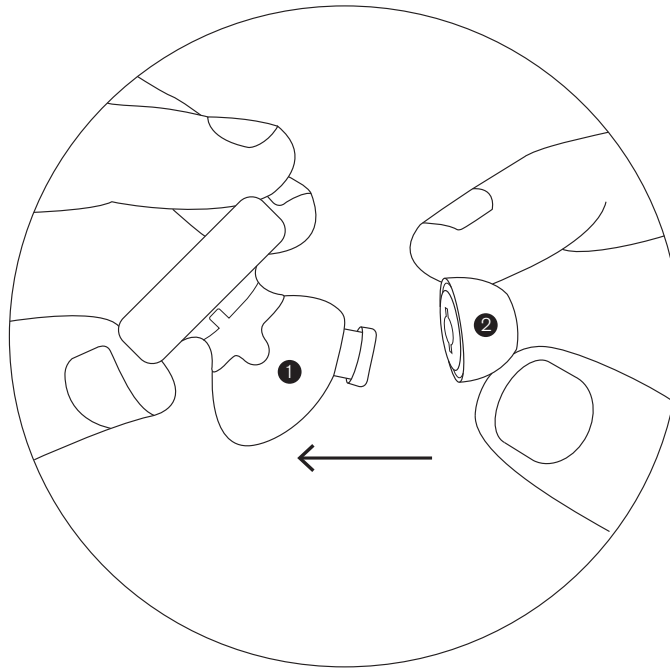
Your XUPERMASK will reach a full charge in 2 hours.



XUPERMASK **EAR TIP OPTIONS**



Your XUPERMASK comes with the medium sized ear tips already attached to the earbuds. Included in your XUPERKIT are small and large ear tip options. To replace, gently pull off the ear tip on the earbud and replace with the desired ear tip option.



XUPERMASK HOW TO FIT

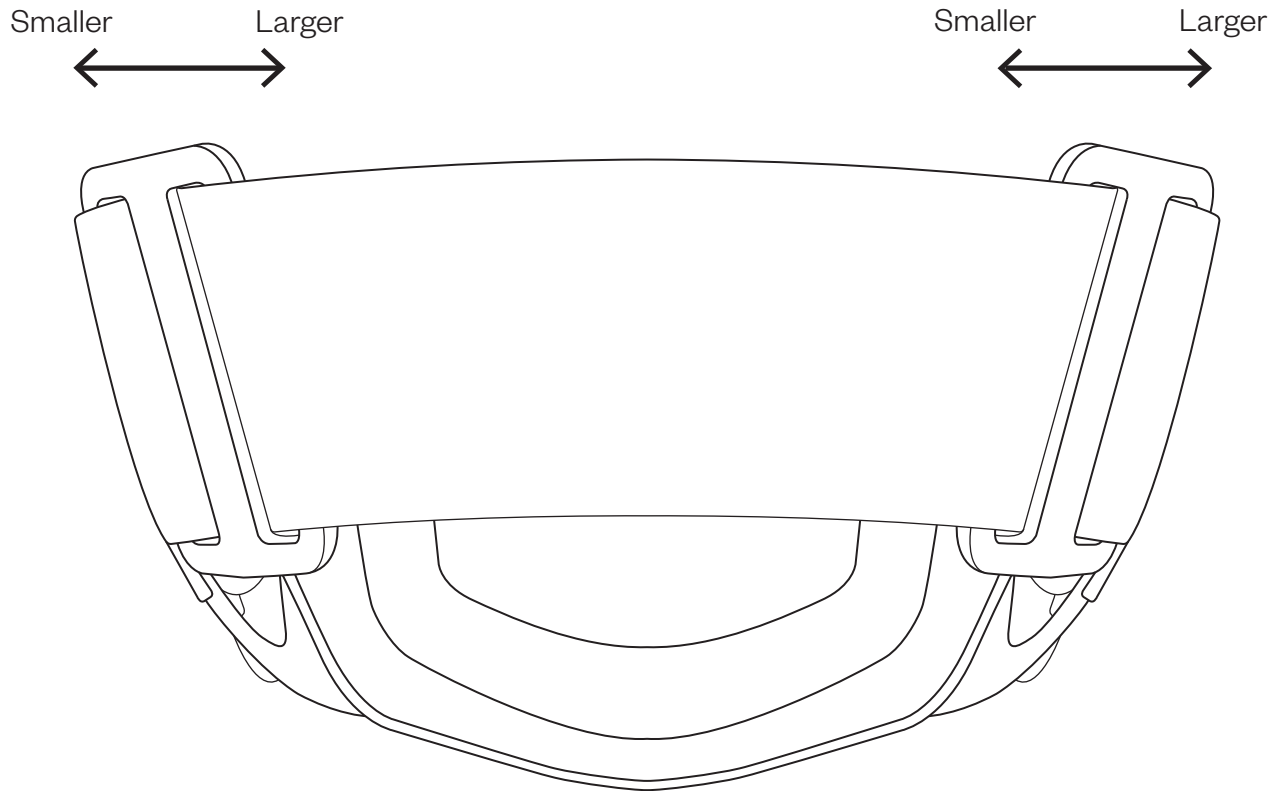


XUPERMASK comes equipped with an adjustable head strap to allow for a customized fit.

Loosen the strap before placing over the head.

Hold the front of the mask on your face and pull the strap over your head.

Then adjust the strap for a snug fit.



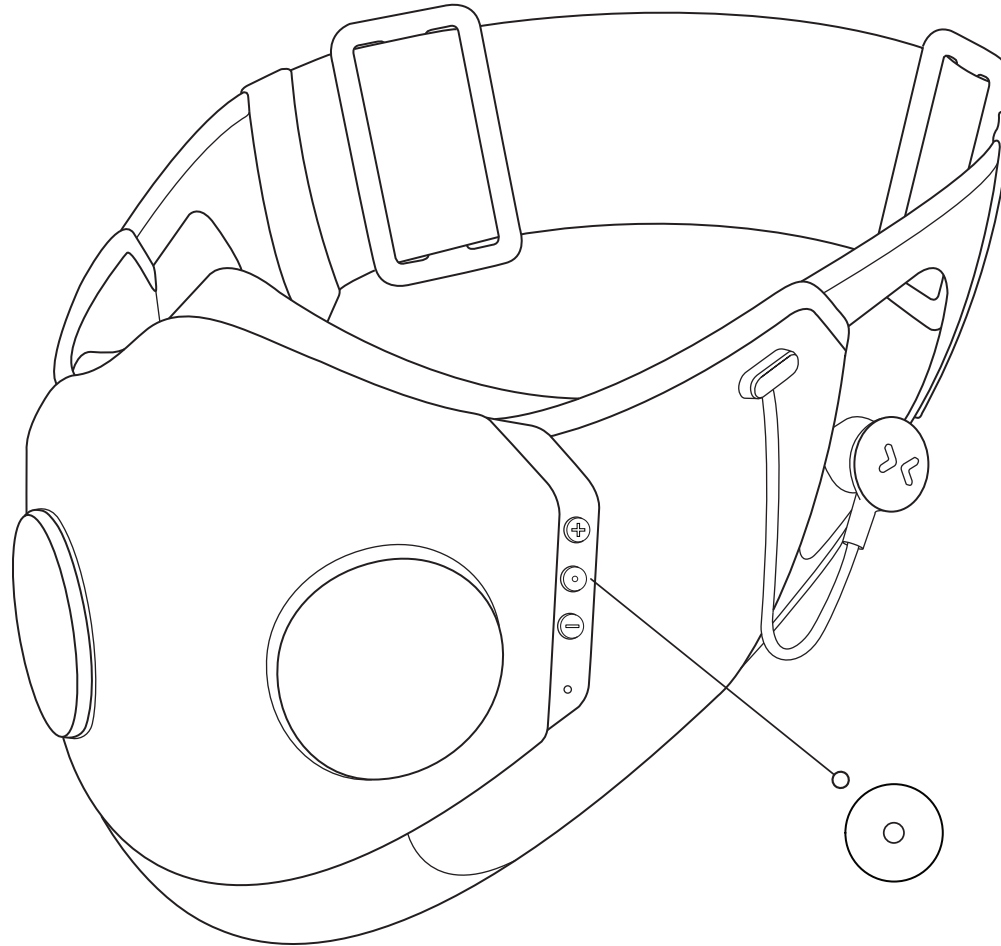
XUPERMASK **POWER ON/OFF**



To power on, press and hold the multi-function button for 3 seconds.
An audio prompt will let you know that your XUPERMASK is powered on and ready to use.

To power off, press and hold the multi-function button 3 seconds.
An audio prompt will let you know that your XUPERMASK is powered off.

This power on/off function is for the audio component of the XUPERMASK only.
The fan and light buttons power on/off those features respectively.



>< XUPERMASK PAIRING



Your XUPERMASK will automatically enter pairing mode upon initial powering on.

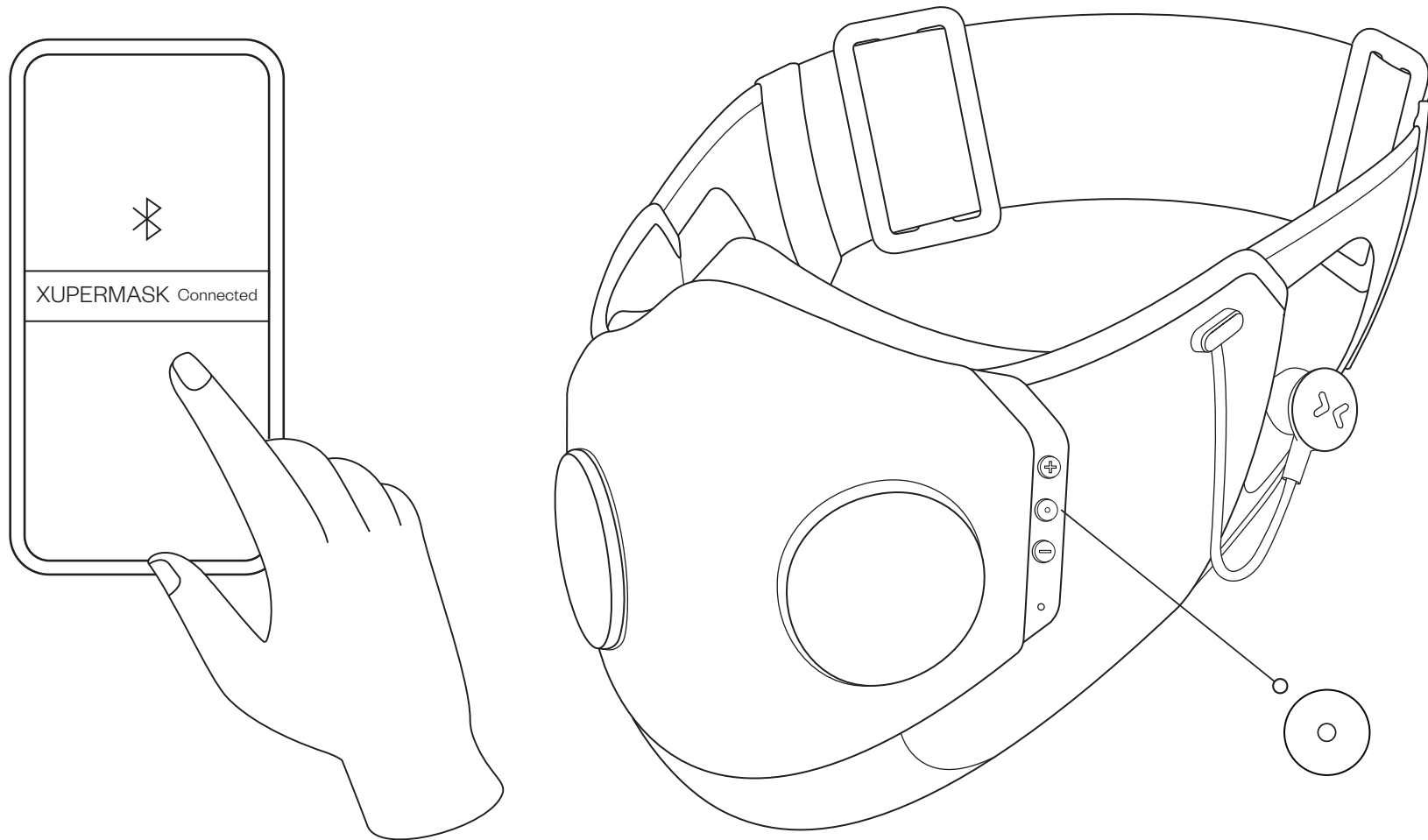
An audio prompt will let you know that your XUPERMASK is ready for pairing to your smart mobile device.

Open your Bluetooth settings and select XUPERMASK to begin pairing.

Once connected you will hear another audio prompt letting you know your XUPERMASK was successfully paired with your mobile device.

To force XUPERMASK into pairing mode, turn off your XUPERMASK and then press and hold the multi-function button for 5 seconds.

XUPERMASK will automatically enter pairing mode and an audio prompt will let you know that your XUPERMASK is ready for pairing.



XUPERMASK **MUSIC CONTROLS**



Once connected to your Bluetooth device:

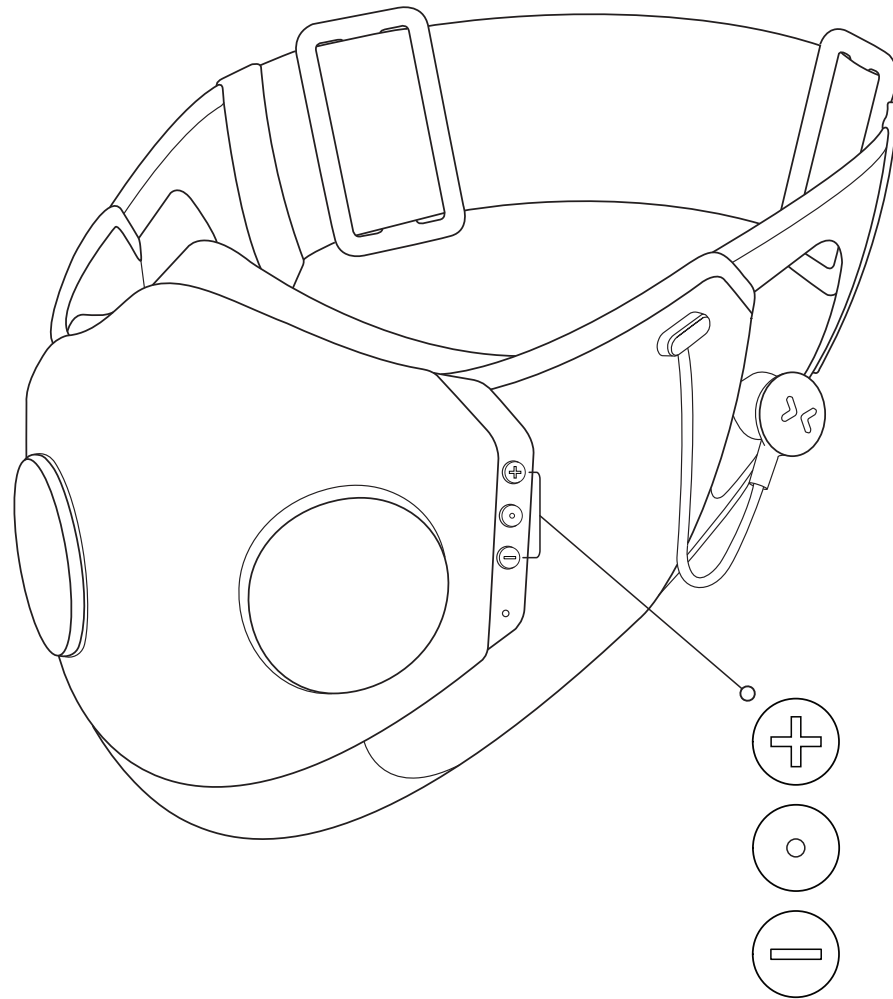
To play/pause music, press the multi-function button once.

To increase the volume, press the Volume Up button.

To decrease the volume, press the Volume Down button.

To skip a track, double press the Volume Up button.

To play the previous track, double press the Volume Down button.



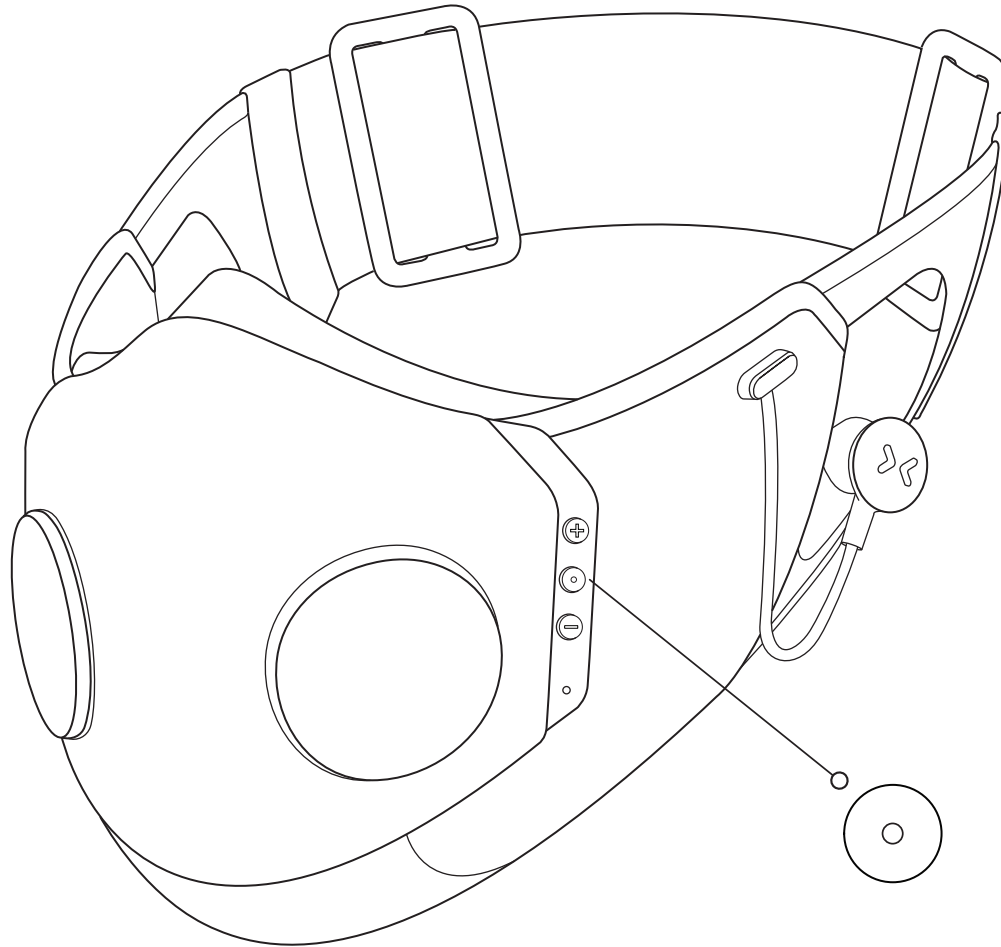
XUPERMASK **PHONE CONTROLS**



To answer a call, press the multi-function button once.

To reject a call, double press the multi-function button.

To hang up a call, press the multi-function button once.



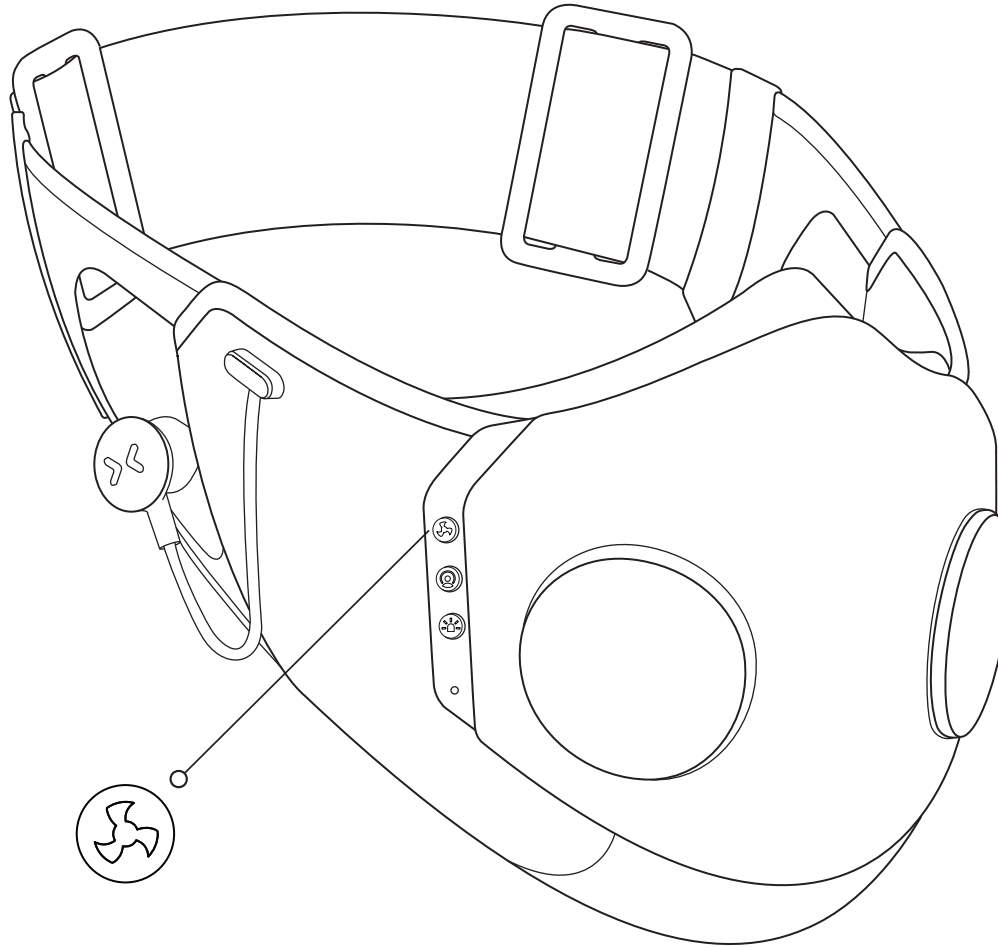
XUPERMASK **FAN CONTROLS**



There are 4 fan modes: high speed, medium speed, low speed, and off mode.

To cycle between the 4 modes, press the fan control button.

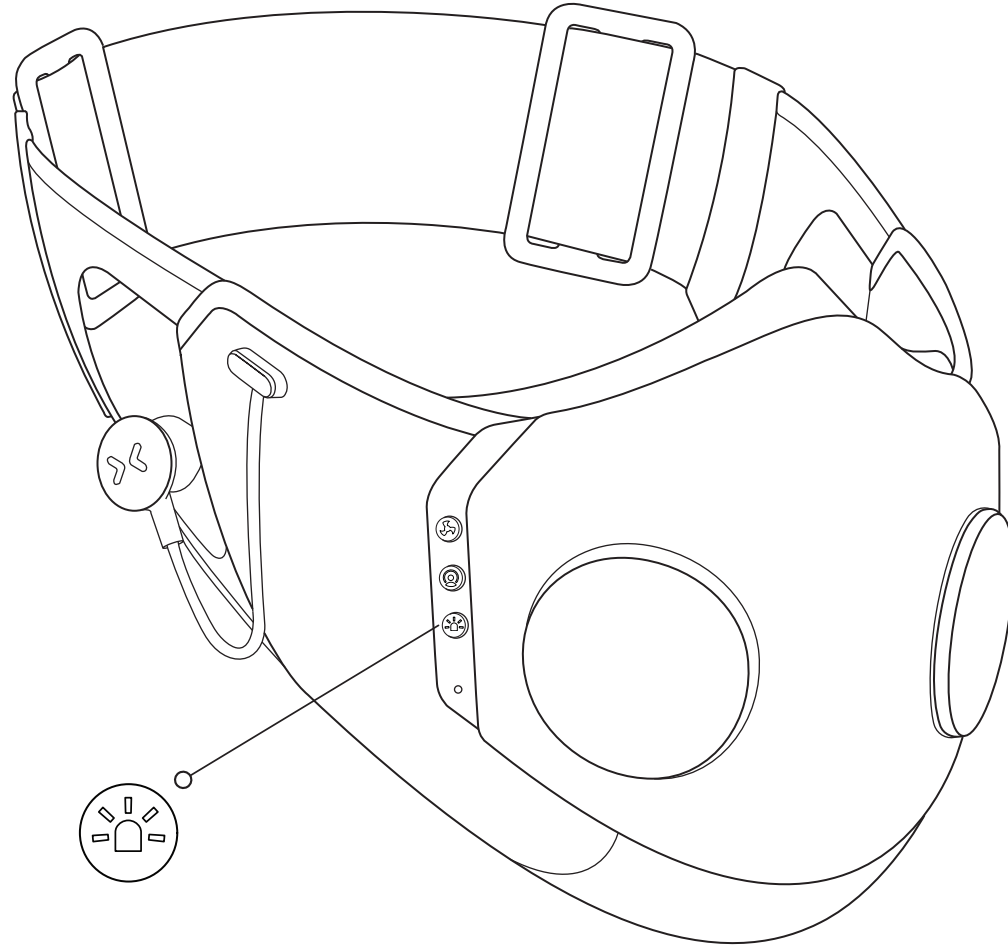
While the fan is on, the right-side LED indicator will light up red.



XUPERMASK **LIGHT CONTROLS**



To turn on/off the LED puck lights on the XUPERMASK, press the light control button.



ANC (Active Noise Cancelation) Mode: actively cancels the noise around the user for a more immersive audio experience.

Ambient Mode: provides additional awareness in outdoor environments.

During ambient mode, the noise canceling mic will pick up environmental sounds and play the sounds in the earbud.

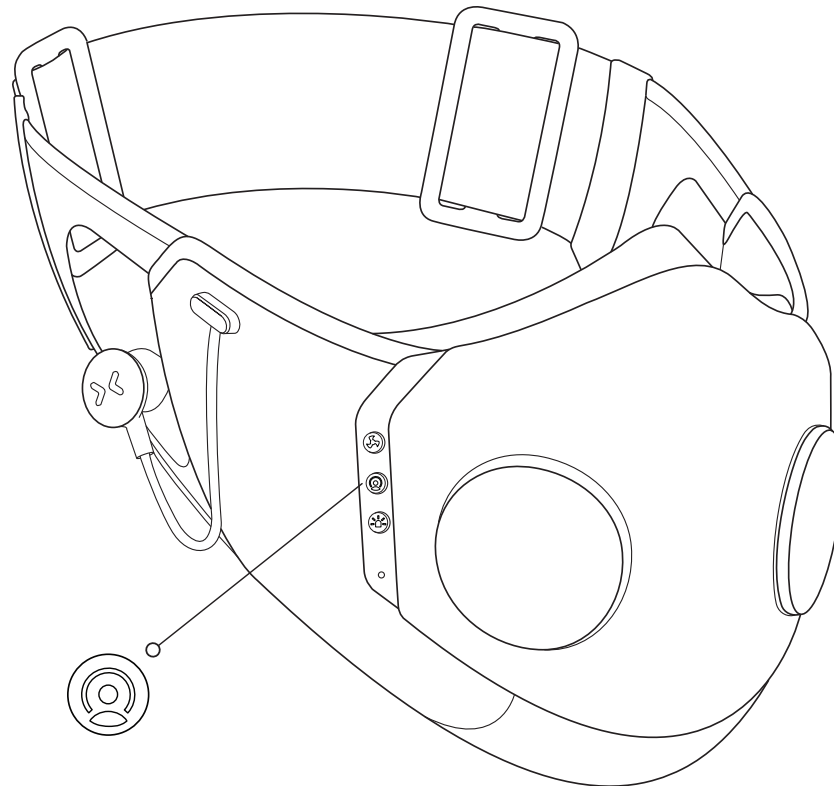
The user will be able to hear environmental sounds without removing the earbuds.

ANC Off Mode: is designed for users who may want to use the earbuds as normal earbuds.

Both ANC and Ambient functions are turned off in this mode.

To switch between the 3 modes, press the ANC Control button, and a voice prompt will indicate which mode is in use.

ANC Mode is the default mode when XUPERMASK is powered on.



XUPERMASK **BATTERY LEVEL**




When the battery level is lower than 20%, XUPERMASK will automatically play a "Battery Low" voice prompt and the small LED indicator light will begin to flash red

BATTERY RUN TIME:

Continuous use of all mask features (lights, fans, sound) at High Power - 5 hours

Continuous use of all mask features (lights, fans, sound) at Medium Power - 6 hours

Continuous use of all mask features (lights, fans, sound) at Low Power - 7 hours

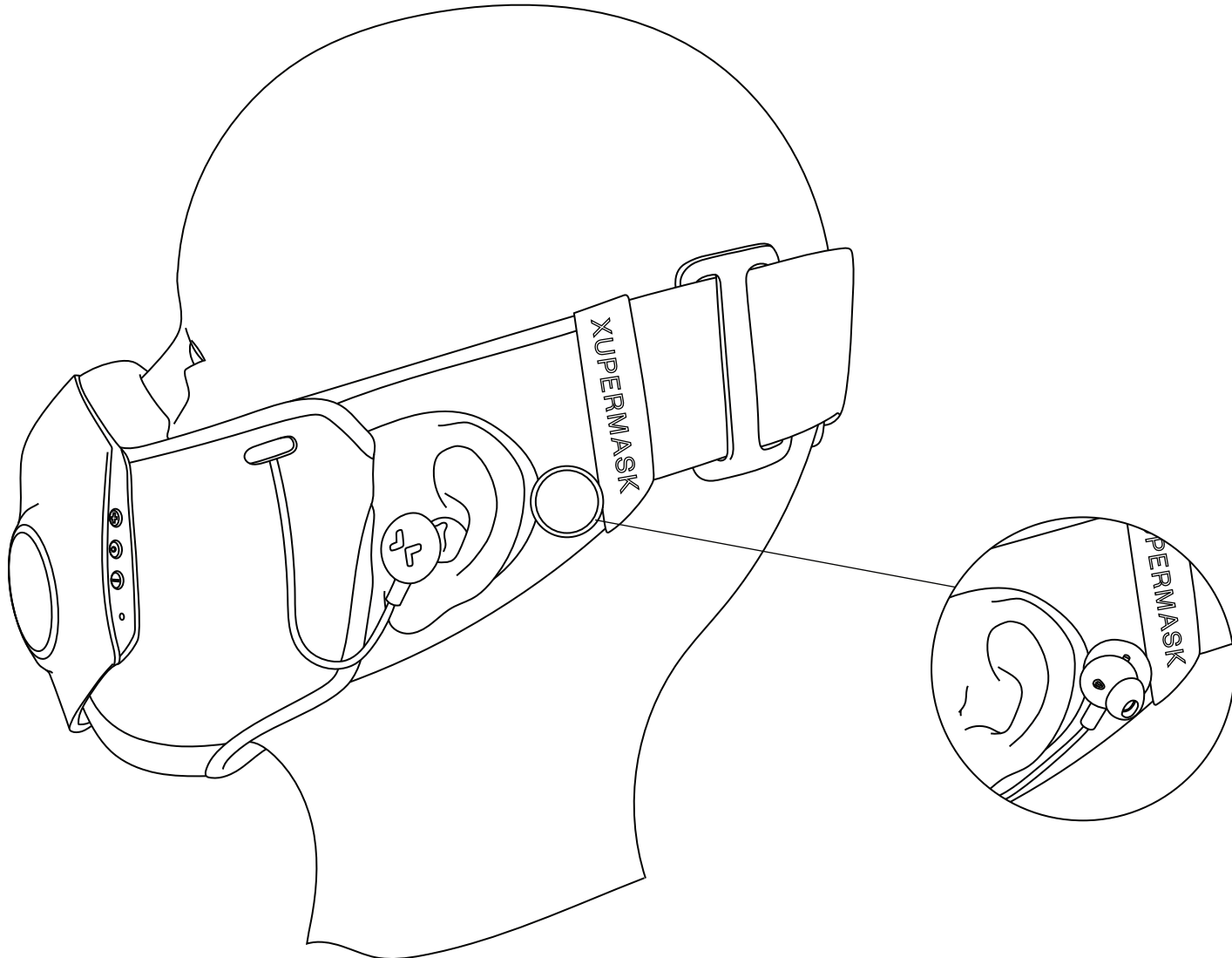


XUPERMASK **EARBUD DOCKING**



When earbuds are not in use, they can be conveniently docked on the magnetic disc located behind the ear hole.

Earbuds remain connected to your device while docked for quick access.



XUPERMASK FILTER REPLACEMENT



REPLACEMENT FILTERS

To purchase replacement filters, visit www.XUPERMASK.com or call 1.888.XUPRMSK. and place an order.

Filters should be replaced once a month depending on use.

ROUND INTAKE FILTER

To replace your XUPERMASK intake filters, unscrew each of the front fan covers counter-clockwise from the outside of the mask. Remove the filter by pulling on the pull tab. Dispose of the used filter.

Do not use any sharp objects to remove the filter.

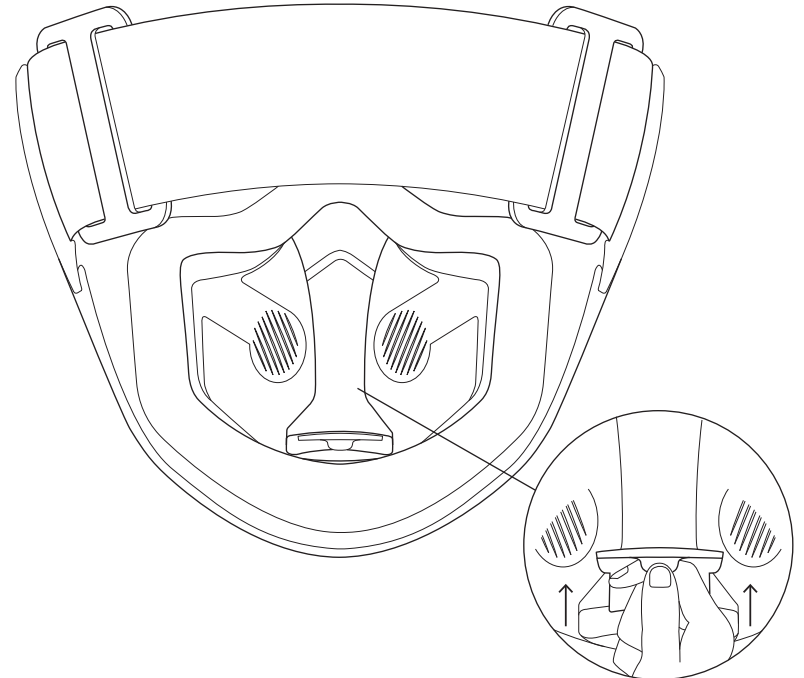
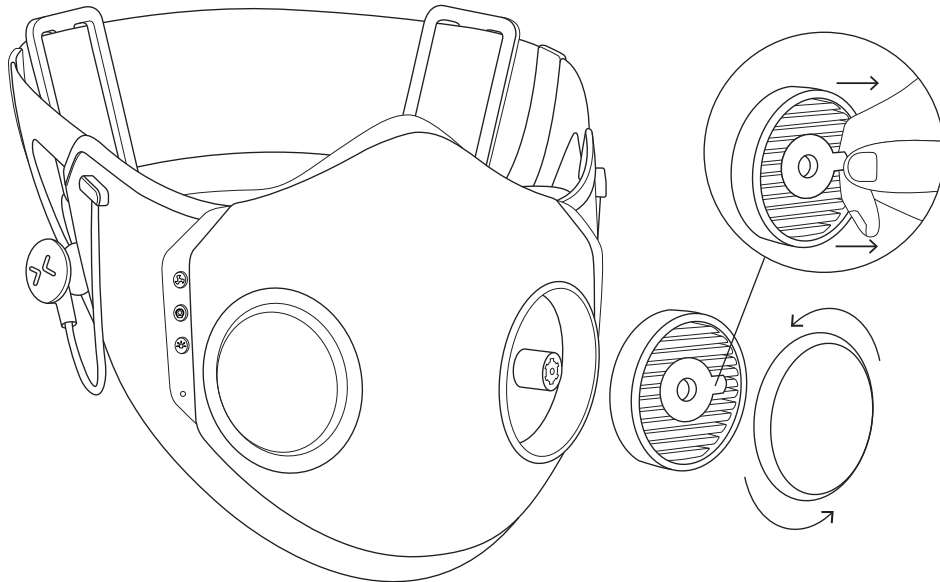
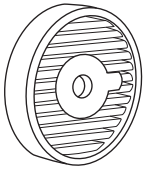
Replace with new filter. Do not use the pull tab to insert the filter, as it may tear or damage the filter. If the filter is damaged, replace it immediately. Re-screw each front fan cover back on in a clockwise direction.

Do not over tighten.

RECTANGLE EXHAUST FILTER

To replace your XUPERMASK exhaust filter, pull the tab and slide up to remove the filter from the inside of the mask.

Dispose of the used filter and replace with new filter back inside the exhaust port in the mask.



XUPERMASK **CARE INSTRUCTIONS**

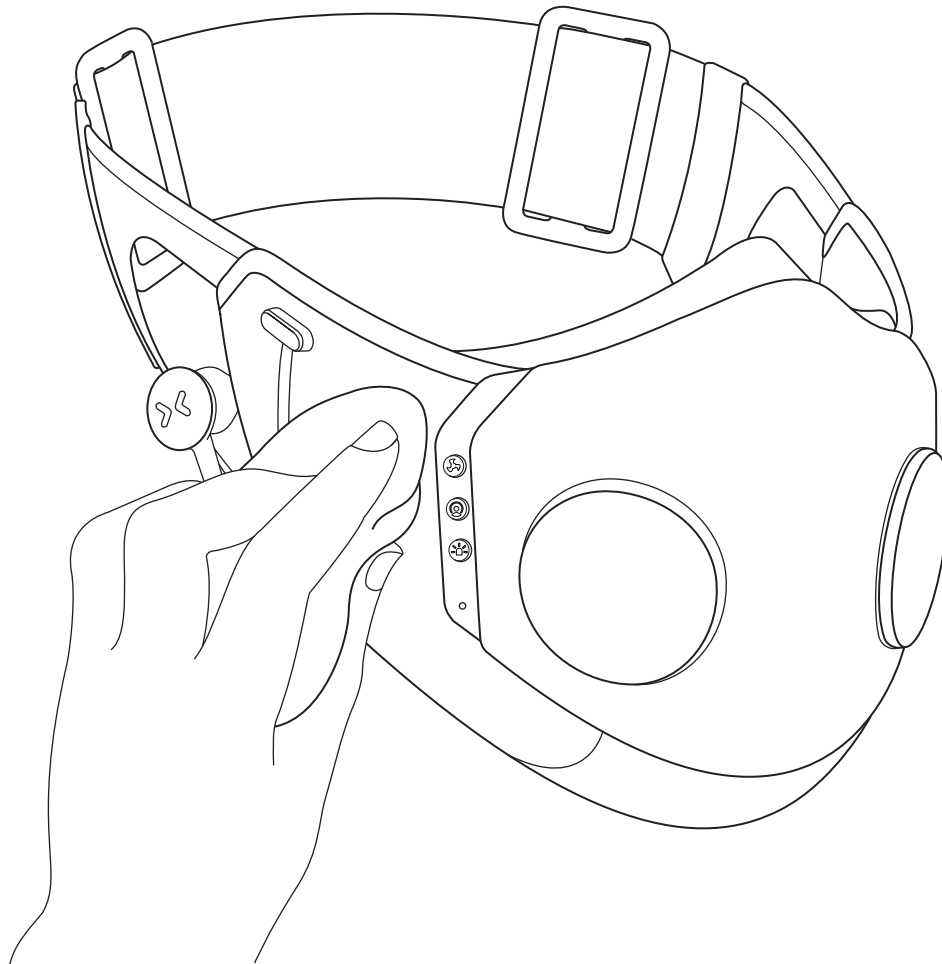


Do not wash. Do not dry clean. Do not tumble dry. Do not bleach.

Do not spray any liquids near the fan or earbuds.

Failure to follow the cleaning instructions will void the product warranty.

Spot clean with mild soap and warm water only.




XUPERMASK **FACTORY RESET**



DO NOT perform a factory reset while XUPERMASK is charging.

To perform a factory reset, press and hold both the ANC Control button and the Volume Up button for 5 seconds.

To remove and reset all pairing history, ensure your XUPERMASK is in pairing mode, then press and hold for Volume Up and Volume Down buttons for 5 seconds.



Important notice: By using your XUPERMASK mask (the "Product") you are agreeing to be bound by the terms of this XUPERMASK Limited Warranty ("Warranty"). If you do not agree to the terms of the warranty, do not use the Product and return it within the return period stated in the XUPERMASK Return Policy.

Who is covered by the warranty?

Only an end-user who purchases the product either directly from XUPERMASK LLC or from an authorized dealer of XUPERMASK in the region or country in which the end-user is located ("end-user") is eligible for the Limited Warranty.

LIMITED WARRANTY

Subject to the terms and conditions hereof, XUPERMASK warrants for a period of one (1) year from the date of original retail purchase by the end-user or from the receipt date for online orders and pre-orders ("Warranty Period") that the product will function without material defects in design, materials, and workmanship under normal and customary consumer usage and conditions and under any XUPERMASK written guidelines, requirements or instructions, including, for example, environmental and storage requirements. Any nonconformity will be reported to XUPERMASK in a form and with supporting information reasonably requested by XUPERMASK to enable it to verify, diagnose, and correct the nonconformity.

WARRANTY CONDITIONS AND EXCLUSIONS

The Product must be used in accordance with any instructions provided with the Product. This Warranty does not apply should the defect in or failure of the Product be attributable to misuse, abuse, accident, or failure to comply with instructions on the part of the user. The Warranty is valid only if:

(i) the original receipt issued to the original end-user by a XUPERMASK authorized dealer, specifying the date of purchase and serial number, is presented with the product to be repaired or replaced;

(ii) none of the seals or serial numbers on the face of the product have been tampered with, removed, or defaced; and

(iii) the product has not been altered, modified, damaged, abused or neglected in any manner by the end-user or user or anyone else. The Warranty shall not apply to

(a) consumable parts, such as filters or batteries that are designed to diminish over time, unless failure has occurred due to a defect in materials or workmanship;

(b) cosmetic damage, including but not limited to, scratches, dents and broken plastic on ports, as well as normal wear and tear or otherwise due to the normal aging of the device; and

(c) use of the product in combination with any third-party devices or products that have not been provided or recommended by XUPERMASK.

What will XUPERMASK do?

If, after due examination, XUPERMASK concludes in its sole discretion that the product has failed to satisfy the Warranty during the Warranty Period, XUPERMASK or its authorized service provider will, at XUPERMASK's discretion, either repair or replace the product in accordance with the conditions stipulated herein.

This section states end-user's sole and exclusive remedy, and XUPERMASK's sole and exclusive liability, for any breach of the Warranty by XUPERMASK with respect to the Product.

If XUPERMASK or its authorized service provider repairs or replaces the product (such repaired or replaced product, the "Replacement"), the Replacement shall be warranted for the remaining time of the original warranty period or for ninety (90) days from the date of repair or replacement, whichever is longer. Repair or replacement may involve the use of functionally equivalent used, previously installed, or reconditioned units or parts. The parts or components that were replaced will become the property of XUPERMASK. All warranty returns must be sent to the company's designated address with prior written approval by XUPERMASK, and the following information must be provided:

1. Original purchase receipt, package, and accessories
2. Model number, color, and size
3. Serial number
4. Your contact information (name and phone number)

The Product must be returned with freight prepaid. If XUPERMASK determines that a Product returned by an End-user does not comply with the warranty set forth herein, then the End-user will also bear XUPERMASK's cost of shipping the Product back to the End-user.

The Warranty is in addition to other statutory rights and remedies the End-user may have under applicable laws in which the product is sold to End-user is located outside the United States. To obtain any applicable statutory rights or related warranty information or service in such cases, please first contact the dealer from which you purchased the Product, or the distributor that supplied the Product.

DISCLAIMER: The Limited Warranty set forth herein is exclusive and in lieu of all other warranties or conditions relating to the Product, and XUPERMASK expressly disclaims all other warranties and conditions, whether express, implied, or statutory, including any implied warranties of merchantability, non-infringement, fitness for a particular purpose, and any warranties arising out of course of dealing or usage of trade and against hidden defects, to the fullest extent permitted by law. XUPERMASK does not warrant that the Product will meet end-user's requirements or that use of the Product will be uninterrupted or error free. No advice or information, whether oral or written, obtained from XUPERMASK or elsewhere will create any warranty not expressly stated in this warranty.

Some jurisdictions do not allow limitations on how long an implied warranty lasts, so the above limitation may not apply to you. This warranty gives you specific legal rights, and you may also have other rights which vary by jurisdiction.

Terms & Conditions

IT IS YOUR RESPONSIBILITY TO FAMILIARIZE YOURSELF WITH THE USER MANUAL, WARNINGS AND ANY DOCUMENTATION PROVIDED TO YOU BY XUPERMASK LLC PRIOR TO EACH USE AND TO USE THE XUPERMASK PRODUCT PROPERLY, INCLUDING AS FOLLOWS:

Do not submerge XUPERMASK in water. Do not spray cleaners directly onto any surface of the XUPERMASK. Do not expose XUPERMASK to prolonged temperatures above 40C or below freezing. XUPERMASK is intended for consumer use only. XUPERMASK is not a medical device. XUPERMASK MASK is not a toy - please keep out of reach of and do not allow children to play with it. Never tamper with, open, alter or attempt to repair the XUPERMASK. If the XUPERMASK MASK malfunctions or fails to perform as expected, contact us at info@XUPERMASK.com.

Avoid Hearing Damage

To prevent possible hearing damage, do not listen at high volume levels for prolonged periods of time.

Prolonged Heat Exposure

Use common sense to avoid situations where your body is in prolonged contact with the product or its power adapter when it's operating or plugged into a power source, as sustained contact with warm surfaces may cause discomfort or injury. Take special care if you have a physical condition that affects your ability to detect heat against the body.

Disposal and Recycling Information

The symbol on the right indicates that this product and /or batteries should not be disposed of with household waste. When you decide to dispose of this product and/or its batteries, do so in accordance with local environmental laws and guidelines.


European Union – Disposal Information

The symbol on the right means that according to local laws and regulations your product and/or its batteries shall be disposed of separately from household waste. When this product reaches its end of life, take it to a collection point designated by local authorities. The separate collection and recycling of your product and/or its batteries at the time of disposal will help conserve natural resources and ensure that it is recycled in a manner that protects human health and the environment.

Built-in Batteries

Don't attempt to replace or remove the batteries yourself – you may damage the batteries, which could cause overheating and injury. Dispose of batteries according to your local environmental laws and guidelines.

Prop 65 Warning

 This product contains chemicals known to the State of California to cause cancer and birth defects or other reproductive harm. For more information: www.P65Warnings.ca.gov

Operating Instructions

Press and hold the Multifunction Button for 3 seconds for audio on/off. Short press for play/pause or to answer a call/hang up. Double short press to decline a call. Press ANC button to cycle between ANC/Ambient/off. Single press Up/Down Buttons for volume up/down, or double press for next /previous track. To charge your XUPERMASK, plug USB cable into mask and connect to power source. Disk indicator light will pulse twice and stays on to indicate charging. XUPERMASK fully charges in two hours. LED Indicator light will pulse red every five seconds to indicate low battery level (20% or lower). To pair XUPERMASK, while XUPERMASK is turned off, press and hold multifunction button, and listen for voice prompt to pair. Connect to mobile device by selecting XUPERMASK. Indicator light will flash white and red while pairing. If pairing is unsuccessful, manually pair by pressing down multifunction button for 5 seconds while audio is powered off.

Cleaning Instructions

Do not wash. Do not dry clean. Do not tumble dry. Do not bleach. Do not spray any liquids near the fan or earbuds. Failure to follow the cleaning instructions will void the product warranty. Spot clean with mild soap and warm water

FCC Regulatory Compliance

This device complies with Part 15 of the FCC Rules. Operation is subject to the following two conditions: (1) this device may not cause harmful interference, and (2) this device must accept any interference received, including interference that may cause undesired operation

changes or modifications not expressly approved by the party responsible for compliance could void the user's authority to operate the equipment.

This equipment has been tested and found to comply with the limits for a Class B digital device, pursuant to Part 15 of the FCC Rules. These limits are designed to provide reasonable protection against harmful interference in a residential installation. This equipment generates, uses and can radiate radio frequency energy and, if not installed and used in accordance with the instructions, may cause harmful interference to radio communications. However, there is no guarantee that interference will not occur in a particular installation.

If this equipment does cause harmful interference to radio or television reception, which can be determined by turning the equipment off and on, the user is encouraged to try to correct the interference by one or more of the following measures:

- Reorient or relocate the receiving antenna.
- Increase the separation between the equipment and receiver.
- Connect the equipment into an outlet on a circuit different from that to which the receiver is connected.
- Consult the dealer or an experienced radio/TV technician for help.

This equipment complies with FCC radiation exposure limits set forth for an uncontrolled environment.

Supplier's Declaration of Conformity

47 CFR § 2.1077 Compliance Information

Unique Identifier Trade Name: Supermask, Model No.: XMSK01

Responsible Party – U.S. Contact Information

XUPERMASK, LLC

10960 Wilshire Blvd, Floor 5, Los Angeles, CA 90024

supermask.com

ISED Regulatory Compliance

This device contains licence-exempt transmitter(s)/receiver(s) that comply with Innovation, Science and Economic Development Canada's licence-exempt RSS(s). Operation is subject to the following two conditions:

- (1) This device may not cause interference.
- (2) This device must accept any interference, including interference that may cause undesired operation of the device.

L'émetteur/récepteur exempt de licence contenu dans le présent appareil est conforme aux CNR d'Innovation, Sciences et Développement économique Canada applicables aux appareils radio exempts de licence. L'exploitation est autorisée aux deux conditions suivantes :

- (1) L'appareil ne doit pas produire de brouillage;
- (2) L'appareil doit accepter tout brouillage radioélectrique subi, même si le brouillage est susceptible d'en compromettre le fonctionnement.

This equipment complies with IC RSS-102 radiation exposure limits set forth for an uncontrolled environment.

Cet équipement est conforme aux limites d'exposition aux radiations IC CNR-102 établies pour un environnement non contrôlé.

XUPERMASK Limited Warranty

XUPERMASK LLC warrants the included hardware product against defects in materials and workmanship for one (1) year from the date of original retail purchase or received date for online orders and pre-orders. XUPERMASK LLC doesn't warrant against normal wear and tear, nor damage caused by accident or abuse. To obtain service, contact us at info@xupermask.com. Available service options are dependent on the country in which service is requested and may be restricted to the original country of sale. Shipping charges may apply. Subject to full terms and detailed information on obtaining service or warranty replacement available at www.xupermask.com/legal/warranty

CB & NA

Disposal of a battery into fire or a hot oven, or mechanically crushing or cutting of a battery, that can result in an explosion.

Leaving a battery in an extremely high temperature surrounding environment that can result in an explosion or the leakage of flammable liquid or gas.

A battery subjected to extremely low air pressure that may result in an explosion or the leakage of flammable liquid or gas.

Élimination d'une batterie dans le feu ou dans un four chaud, ou écrasement ou coupure mécanique d'une batterie, pouvant entraîner une explosion.

Laisser une batterie dans un environnement environnant à température extrêmement élevée pouvant entraîner une explosion ou une fuite de liquide ou de gaz inflammable.

Une batterie soumise à une pression d'air extrêmement basse pouvant entraîner une explosion ou une fuite de liquide ou de gaz inflammable.

Release and Indemnity

You hereby agree to hold harmless and indemnify and defend XUPERMASK LLC and its officers, directors, employees and agents from and against any and all liabilities, losses, damages, demands, claims, suits, actions, judgments, causes of action, assessments, costs and expenses, including, without limitation, interests, penalties, attorneys' fees, any and all expenses incurred in investigating, preparing and defending against any litigation, commenced or threatened, or any claim whatsoever, and any and all amounts paid in settlement of any claim or litigation, asserted against, imposed upon, or incurred or suffered by any of them, directly or indirectly, as a result of or arising out of your use of the XUPERMASK Product and or accessories.

If you are a California resident, you waive California Civil Code Section 1542, which says: "A general release does not extend to claims which the creditor does not know or suspect to exist in his favor at the time of executing the release, which if known by him must have materially affected his settlement with the debtor." If you are a resident of another jurisdiction, you waive any comparable statute or doctrine.

Applicable Law

This Limited Warranty shall be governed by the laws of the State of California, USA, without giving effect to any conflict of laws or principles that may provide the application of the law of another jurisdiction. Consumers in some jurisdictions may have legal rights under applicable national legislation governing the sale of consumer goods, including, without limitation, national laws implementing EC Directive 99/44. These rights are not affected by the warranties in this Limited Warranty.

XUPERMASK IS NOT A MEDICAL DEVICE

XUPERMASK IS NOT A TOY AND IS NOT INTENDED FOR CHILDREN UNDER THE AGE OF 14

YOUR USE OF THE XUPERMASK PRODUCT IS SUBJECT TO ADDITIONAL TERMS AVAILABLE BELOW, WHICH MAY BE UPDATED FROM TIME TO TIME:

<https://www.XUPERMASK.com>

XUPERMASK LLC

10960 Wilshire Blvd, 5th Floor, Los Angeles CA 90024

1-888-987-7675

Contacts

General Information
Customer Support Email
Press Inquiries
Customer Support Phone Number
Social Media

www.xupermask.com
chat@xupermask.com
pr@xupermask.com
1.888.987.7675
[@xupermask](#)

Trademarks, Patents and Licenses

Unless otherwise stated, words and logos marked with TM or [®] are trademarks registered or owned by XUPERMASK and/or its affiliates.

Bluetooth[®] and the Bluetooth logos are trademarks owned by Bluetooth SIG, Inc. and licensed to XUPERMASK.

Other products, services and names used in this document may have been trademarked by their respective owners.

The publication of this information does not imply that any license is granted under any patent or other rights owned by XUPERMASK or its affiliates.


XUPERMASK reserves the right to make technical changes to its products as part of its development program.

While every care has been taken to ensure the accuracy of the contents of this document, XUPERMASK cannot accept responsibility for any errors.

Medical Policy and Use in Safety-critical Compliance

XUPERMASK is not a medical device. XUPERMASK products are not authorised for use in safety-critical applications. Use in such applications is done at the sole discretion of the customer. XUPERMASK will not warrant the use of its devices in such applications.

XUPERMASK is not a toy and is not intended for children under the age of 14.



XUPERMASK