



FCC CLASS II PERMISSIVE CHANGE TEST REPORT

APPLICANT	RELM WIRELESS CORP. – BK RADIO
	7100 TECHNOLOGY DRIVE
	WEST MELBOURNE FLORIDA 32094 USA
FCC ID	K95KNGP150
MODEL NUMBER	KNG2-P150
PRODUCT DESCRIPTION	PORTABLE 136-174MHz RADIO
DATE TESTED	01/28/14
TESTED BY	Clinton McClanahan
APPROVED BY	Clinton McClanahan
TOTAL PAGES	12
TEST RESULTS	<input checked="" type="checkbox"/> PASS <input type="checkbox"/> FAIL

TABLE OF CONTENTS

GENERAL REMARKS.....	3#
GENERAL INFORMATION	4#
EQUIPMENT LIST	5#
TEST SETUP	6#
MODULATION CHARACTERISTICS.....	7#
OCCUPIED BANDWIDTH	8#
OCCUPIED BANDWIDTH PLOTS.....	8#
SPURIOUS EMISSIONS AT ANTENNA TERMINALS (CONDUCTED).....	9#

Applicant: RELM WIRELESS CORP. - BK RADIO

FCC ID: K95KNGP150

Report: K95KNGP150 Permissive Change Test Report-8K10F1W.doc

GENERAL REMARKS

This report contains the test data required to add Emissions Designator 8K10F1W to the existing grant K95KNGP150 via a Class II permissive change.

Summary

The device under test does:

- ☒ fulfill the general approval requirements as identified in this test report
☐ not fulfill the general approval requirements as identified in this test report

Attestations

This equipment has been tested in accordance with the standards identified in this test report. To the best of my knowledge and belief, these tests were performed using the measurement procedures described in this report.

All instrumentation and accessories used to test products for compliance to the indicated standards are calibrated regularly in accordance with ISO 17025 requirements.

I attest that the necessary measurements were made, under my supervision, at:

RELM WIRELESS CORP. – BK RADIO
Engineering Lab
4830 Bob Billings Parkway
Suite 200 Lawrence KS. 66049

Authorized Signatory Name:

Date: 1/28/14

Tested by: Clinton McClanahan

Signature: *Clinton McClanahan*

GENERAL INFORMATION

DUT Specification

DUT Description	PORTABLE 136-174MHz RADIO
FCC ID	K95KNGP150
Model Number	KNG-P150
Operating Frequency	136-174MHz
Max. Output Power	6.7 Watts
Type of Emission	8K10F1W
Modulation	FM
DUT Power Source	<input type="checkbox"/> 110–120Vac/50– 60Hz
	<input type="checkbox"/> DC Power 12V
	<input checked="" type="checkbox"/> Battery Operated Exclusively
Test Item	<input type="checkbox"/> Prototype
	<input type="checkbox"/> Pre-Production
	<input checked="" type="checkbox"/> Production
Type of Equipment	<input type="checkbox"/> Fixed
	<input type="checkbox"/> Mobile
	<input checked="" type="checkbox"/> Portable
Test Conditions	The temperature was 26°C with a relative humidity of 50%.
Modification to the DUT	None
Test Exercise	The DUT was placed in continuous transmit mode.
Applicable Standards	TIA-102.CCAA, TIA-102.CCAB, FCC CFR 47 Part 90
Test Facility	Relm Wireless Corp. – BK Radio

Applicant: RELM WIRELESS CORP. – BK RADIO

FCC ID: K95KNGP150

Report: K95KNGP150 Permissive Change Test Report-8K10F1W.doc

EQUIPMENT LIST

Device	Manufacturer	Model	Serial Number	Cal/Char Date	Due Date
PXA Signal Analyzer	Agilent	N9030A	MY51360190	03/22/12	03/22/14
Spectrum Analyzer	Hewlett Packard	8562E	08471	03/19/13	03/19/14

Applicant: RELM WIRELESS CORP. - BK RADIO

FCC ID: K95KNGP150


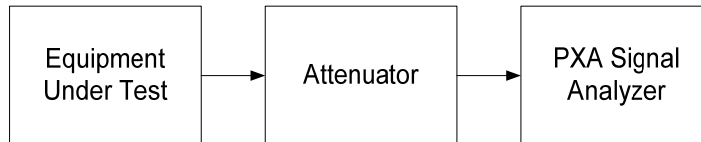
Report: K95KNGP150 Permissive Change Test Report-8K10F1W.doc

TEST SETUP

1. Occupied Bandwidth /Emission Mask 8K10F1W

Test Method: TIA-102.CCAA 2.2.5

Equipment Used: Agilent PXA Signal Analyzer (03-22-14)



2. Conducted Spurious Emissions


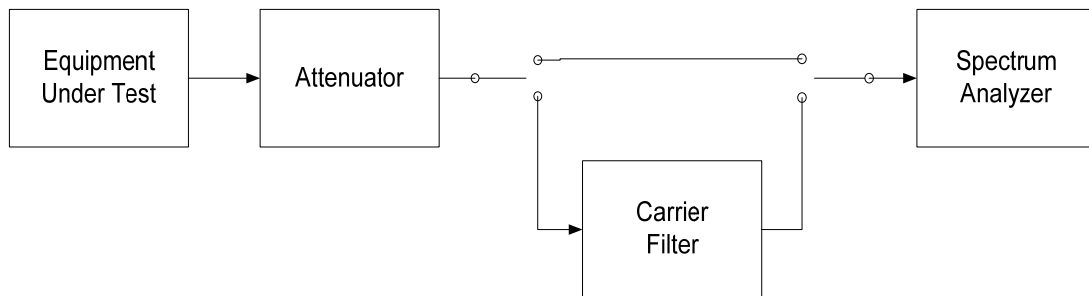
Test Method: TIA-102.CCAA 2.2.7

Equipment Used: Hewlett Packard HP8562E Spectrum Analyzer (03-19-14)

Applicant: RELM WIRELESS CORP. - BK RADIO

FCC ID: K95KNGP150

Report: K95KNGP150 Permissive Change Test Report-8K10F1W.doc



MODULATION CHARACTERISTICS

Note: this modulation characteristic is based on the APCO P25 TDMA Phase II Standard

Part 2.1033(c)

Part 2.1033(c) (4) Type of Emission: 8K10F1W

Part 90.209

Part 90.207 BW=8.1KHZ from using 99% energy bandwidth
F1W indicates digital TDMA.

Designator is therefore: 8K10F1W

Applicant: RELM WIRELESS CORP. - BK RADIO

FCC ID: K95KNGP150

Report: K95KNGP150 Permissive Change Test Report-8K10F1W.doc

OCCUPIED BANDWIDTH

Part 90.210(d) Emission Mask D - 12.5 kHz channel BW equipment.

For transmitters designed to operate with a 12.5 kHz channel bandwidth, any emission must be attenuated below the power (P) of the highest emission contained within the authorized bandwidth as follows:

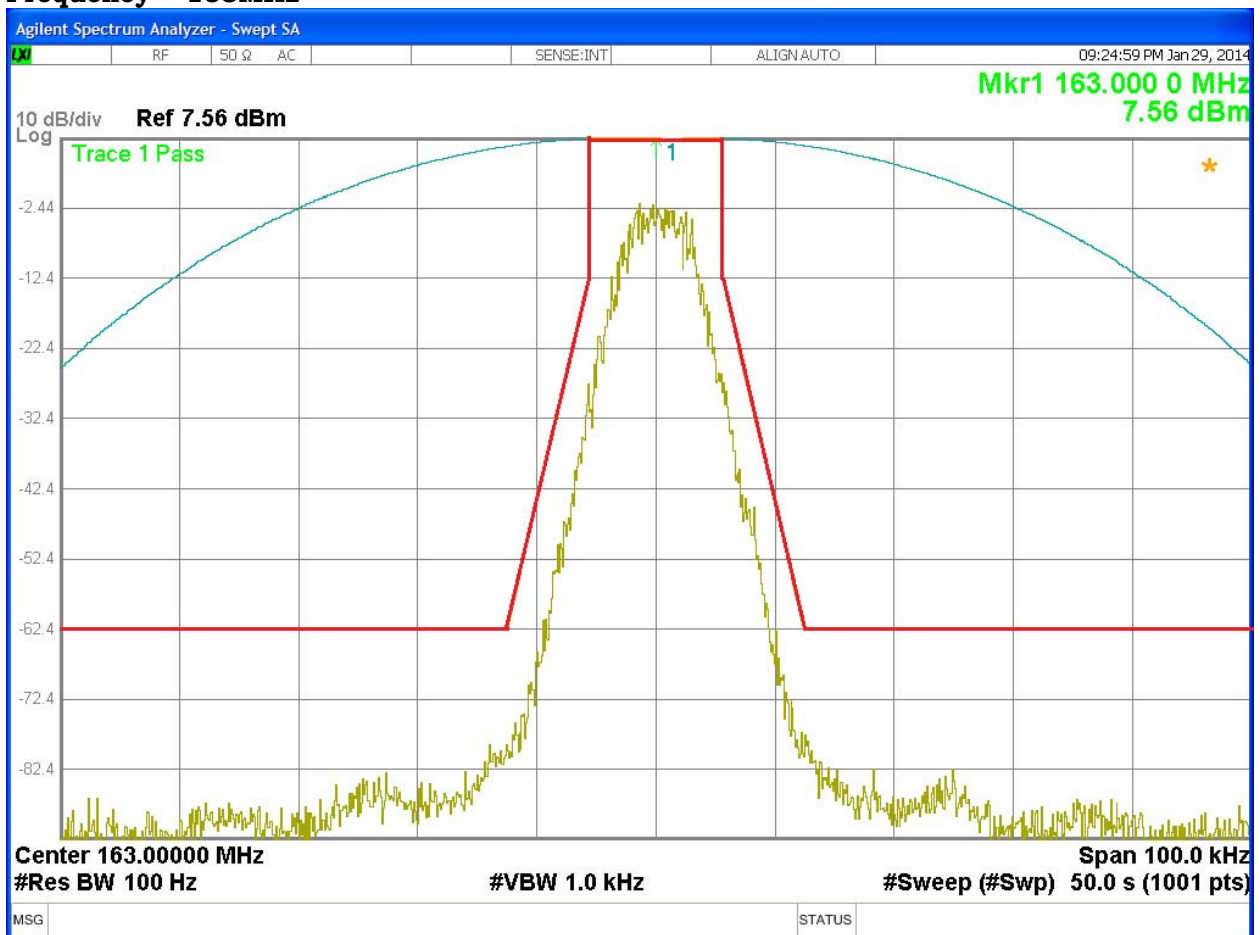
- (1) On any frequency from the center of the authorized bandwidth f_0 to 5.625 kHz removed from f_0 : Zero dB.
- (2) On any frequency from the center of the authorized bandwidth by a displacement frequency (f_d in kHz) of more than 5.625 kHz but no more than 12.5 kHz: At least $7.27 (f_d - 2.88 \text{ kHz})$ dB.
- (3) On any frequency removed from the center of the authorized bandwidth by a displacement frequency (f_d in kHz) of more than 12.5 kHz: At least $50 + 10\log(P)$ dB or 70 dB, whichever is the lesser attenuation.

OCCUPIED BANDWIDTH PLOTS

Part 90.210(d) Emission Mask D - 12.5 kHz channel
Frequency = 163MHz

Digital TDMA

8K10F1W



Applicant: RELM WIRELESS CORP. - BK RADIO

FCC ID: K95KNGP150

Report: K95KNGP150 Permissive Change Test Report-8K10F1W.doc

SPURIOUS EMISSIONS AT ANTENNA TERMINALS (CONDUCTED)

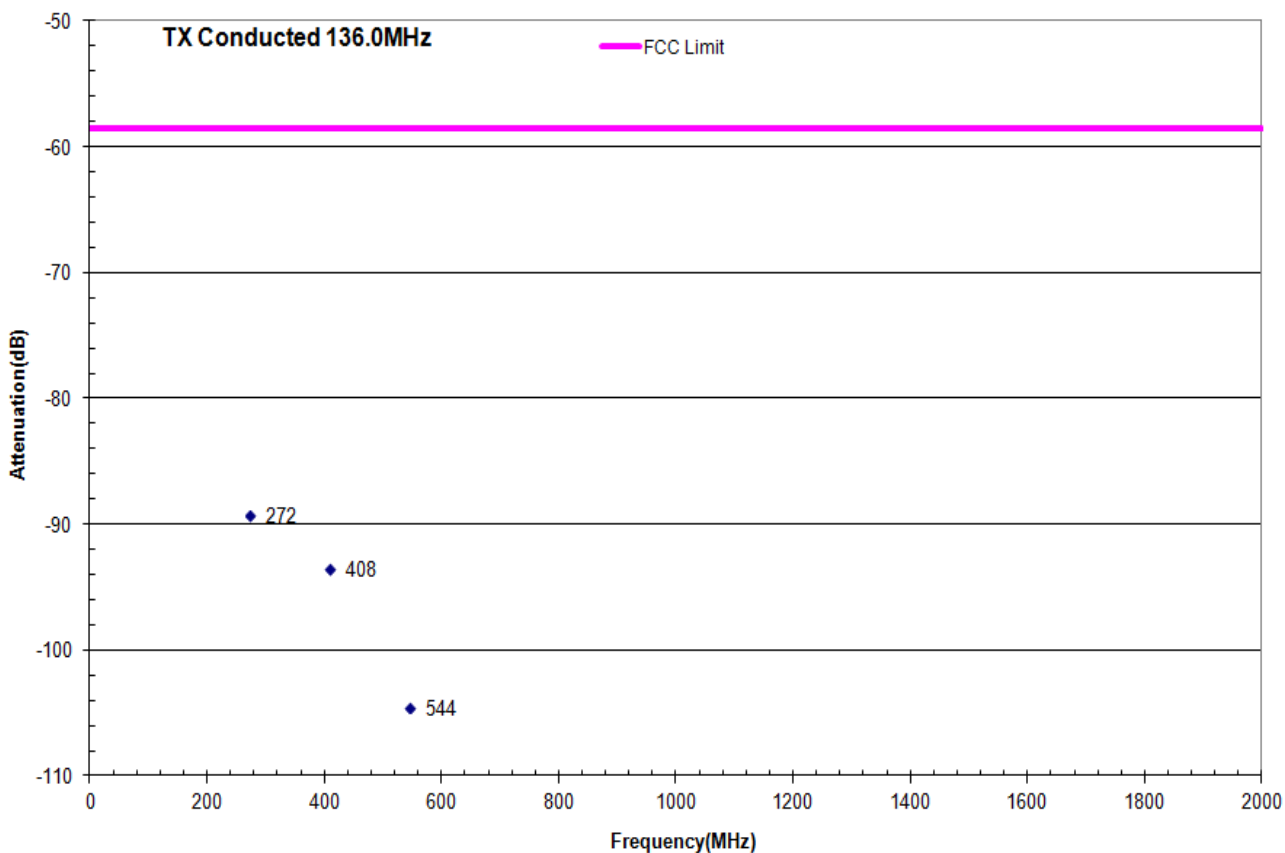
Part 2.1051, Part 90.210(d)

Requirements: 12.5kHz Channel Spacing = $50 + 10\log(6.7) = 58.26$ dBc

Method of Measurement: The EUT was placed in continuous transmit test mode. The spectrum was scanned from 30MHz to at least the 10th harmonic of the fundamental. The measurements were made in accordance with standard TIA-102.CCAA (August 2011).

Test Data:

Transmit Conducted 136MHz

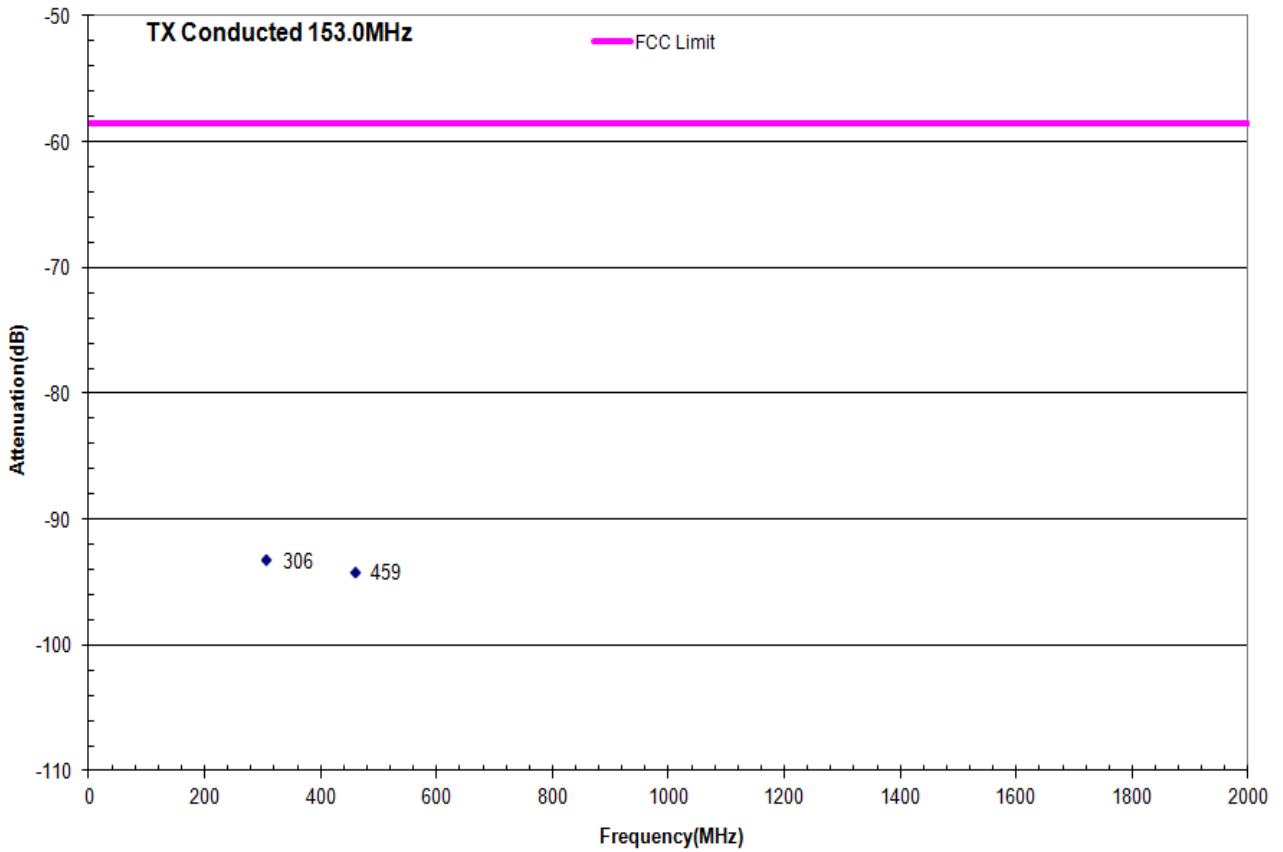


Applicant: RELM WIRELESS CORP. - BK RADIO

FCC ID: K95KNGP150

Report: K95KNGP150 Permissive Change Test Report-8K10F1W.doc

Transmit Conducted 153MHz

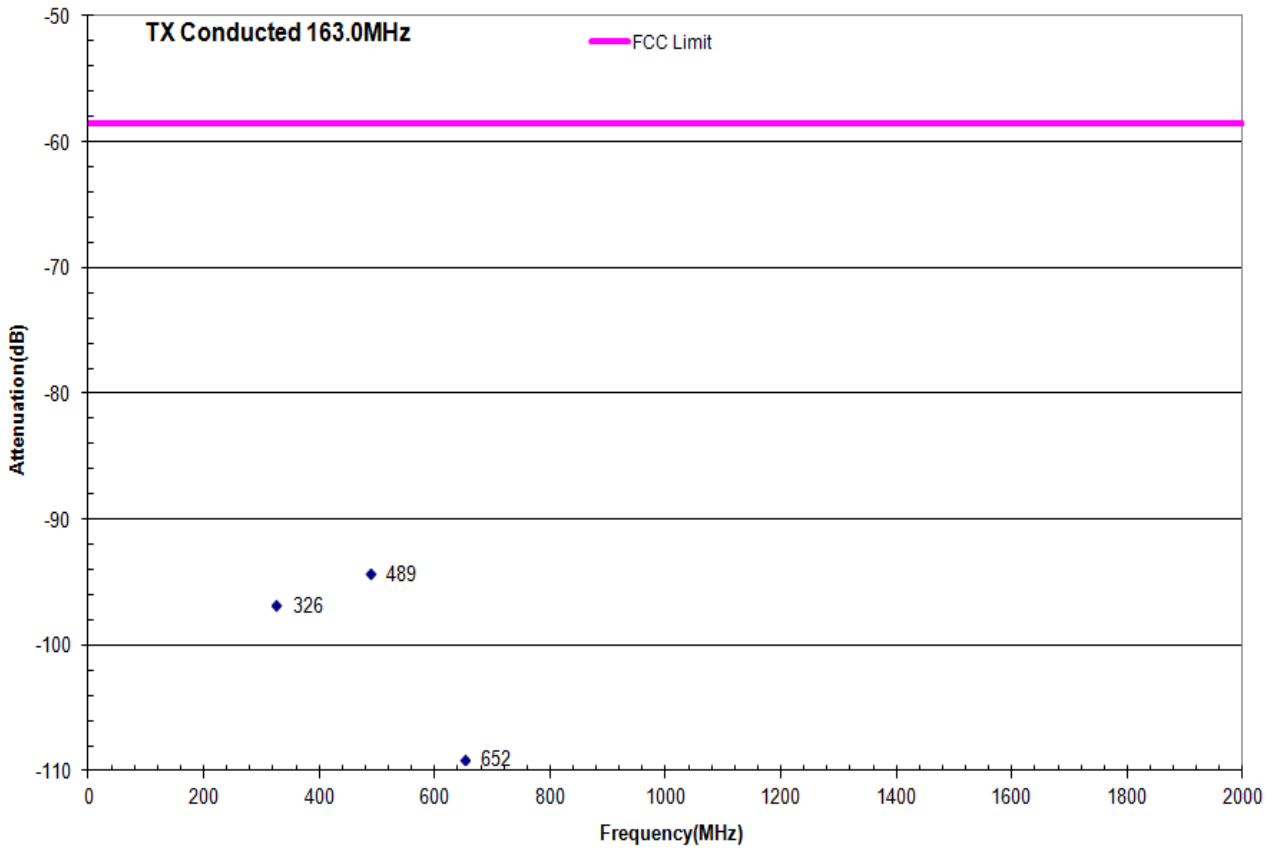


Applicant: RELM WIRELESS CORP. - BK RADIO

FCC ID: K95KNGP150

Report: K95KNGP150 Permissive Change Test Report-8K10F1W.doc

Transmit Conducted 163MHz

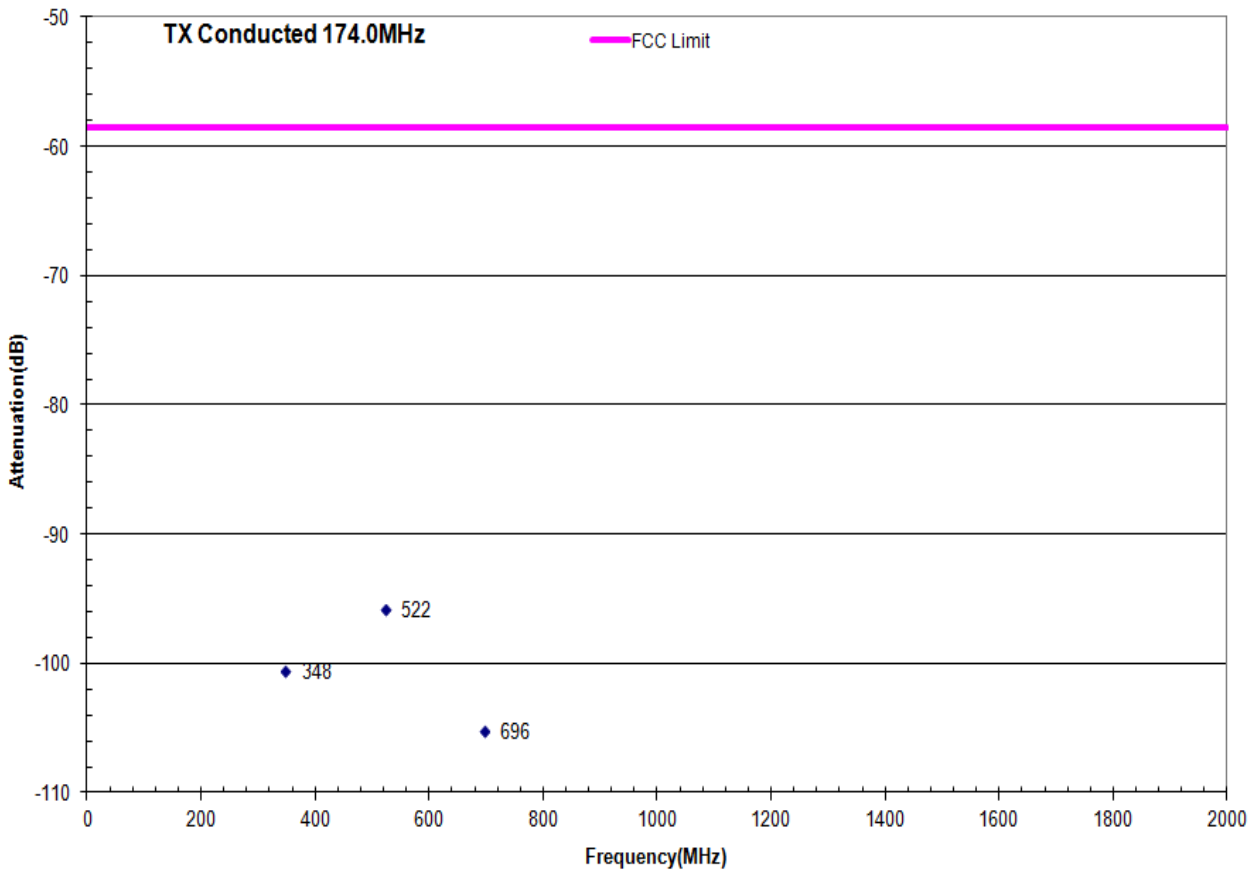


Applicant: RELM WIRELESS CORP. - BK RADIO

FCC ID: K95KNGP150

Report: K95KNGP150 Permissive Change Test Report-8K10F1W.doc

Transmit Conducted 174MHz



Applicant: RELM WIRELESS CORP. - BK RADIO

FCC ID: K95KNGP150

Report: K95KNGP150 Permissive Change Test Report-8K10F1W.doc