Mode	59	
	Band Edge	
	U-NII-1_5.15-5.25_802.11ax HE20_CH36_Partial RU 106/53_5180MHz	
ANT	5+7	
Pol.	Vertical	Fundamental
Peak	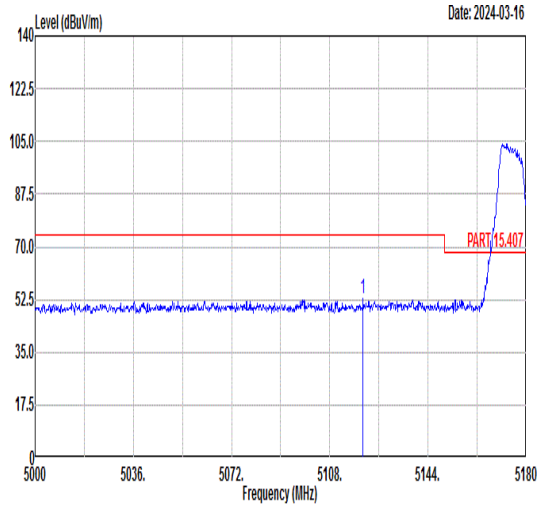 Freq Level Limit Line Margin (dB) Read Level Ant Factor Cable Loss Preamp Factor APos TPos Remark 1 5120.24 52.58 74.00 -21.42 40.50 36.13 8.48 32.53 399 267 PEAK	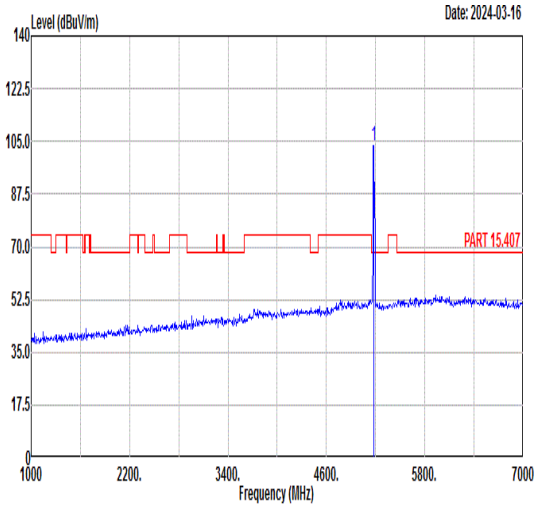 Freq Level Limit Line Margin (dB) Read Level Ant Factor Cable Loss Preamp Factor APos TPos Remark 1 5180.00 103.41 ------ ------ 91.20 36.10 8.57 32.46 399 267 PEAK
Avg	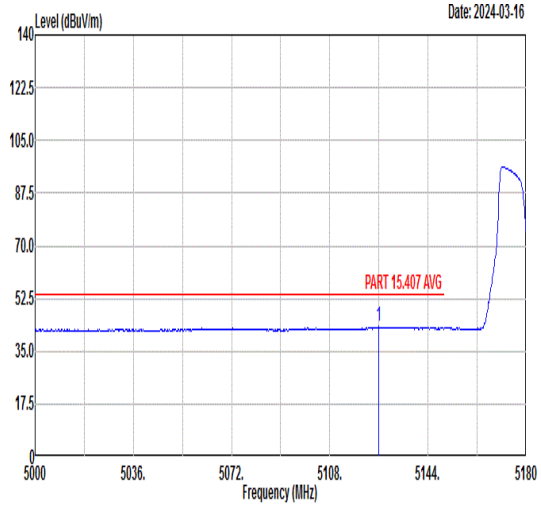 Freq Level Limit Line Margin (dB) Read Level Ant Factor Cable Loss Preamp Factor APos TPos Remark 1 5125.82 43.09 54.00 -10.91 31.00 36.12 8.49 32.52 399 267 AVERAGE	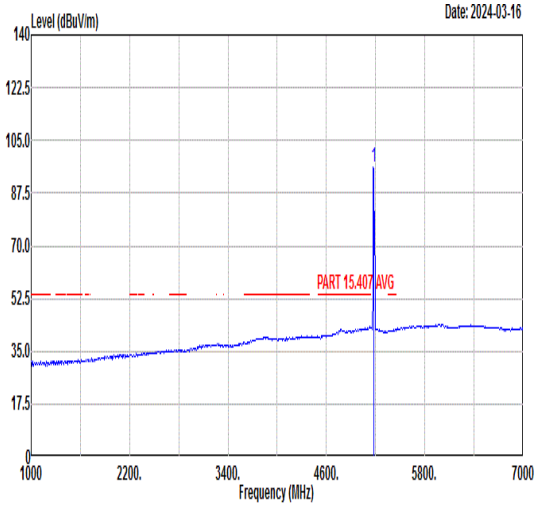 Freq Level Limit Line Margin (dB) Read Level Ant Factor Cable Loss Preamp Factor APos TPos Remark 1 5180.00 96.23 ------ ------ 84.02 36.10 8.57 32.46 399 267 AVERAGE

Mode	60	
	Band Edge	
	U-NII-2A_5.25-5.35_802.11ax HE20_CH64_Partial RU26/8_5320MHz	
ANT	5+7	
Pol.	Horizontal	Fundamental
Peak	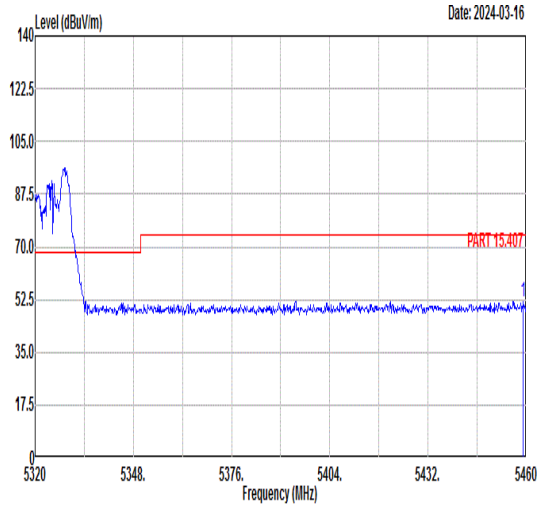 Freq Level Limit Line Margin (dB) Read Level Ant Factor Cable Loss Preamp Factor APos TPos Remark MHz dBuV/m dBuV/m dBuV dB/m dB dB cm deg 1 5459.16 51.97 74.00 -22.03 38.42 35.92 9.69 32.06 400 40 PEAK	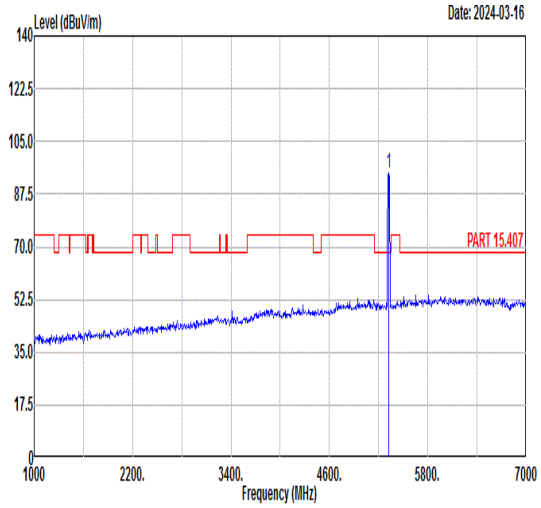 Freq Level Limit Line Margin (dB) Read Level Ant Factor Cable Loss Preamp Factor APos TPos Remark MHz dBuV/m dBuV/m dBuV dB/m dB dB cm deg 1 5320.00 94.57 ------ ------ 81.57 36.00 9.24 32.24 400 40 PEAK
Avg	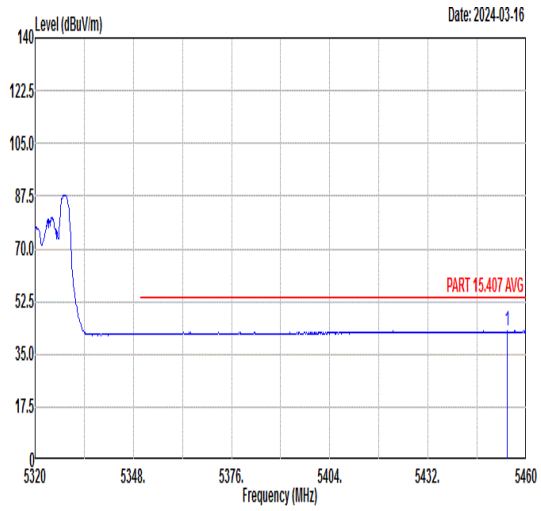 Freq Level Limit Line Margin (dB) Read Level Ant Factor Cable Loss Preamp Factor APos TPos Remark MHz dBuV/m dBuV/m dBuV dB/m dB dB cm deg 1 5454.54 42.66 54.00 -11.34 29.11 35.93 9.68 32.06 400 40 AVERAGE	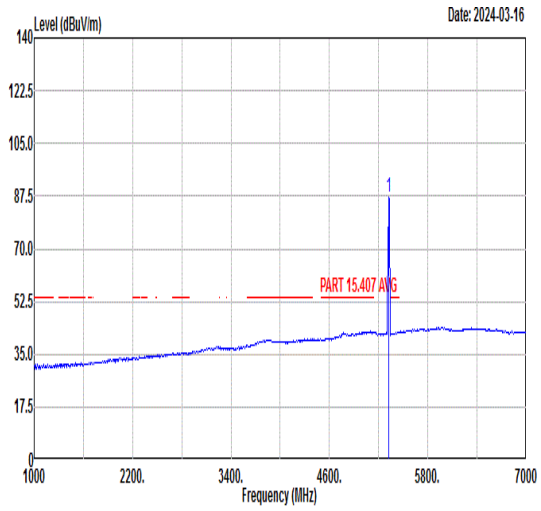 Freq Level Limit Line Margin (dB) Read Level Ant Factor Cable Loss Preamp Factor APos TPos Remark MHz dBuV/m dBuV/m dBuV dB/m dB dB cm deg 1 5320.00 87.06 ------ ------ 74.06 36.00 9.24 32.24 400 40 AVERAGE

Mode	60	
	Band Edge	
	U-NII-2A_5.25-5.35_802.11ax HE20_CH64_Partial RU26/8_5320MHz	
ANT	5+7	
Pol.	Vertical	Fundamental
Peak	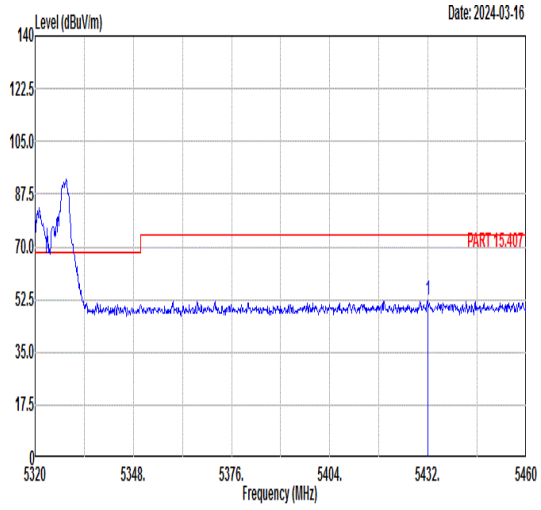 Freq Level Limit Line Margin (dB) Read Level Ant Factor Cable Loss Preamp Factor APos TPos Remark MHz dBuV/m dBuV/m dBuV dB/m dB dB cm deg 1 5431.86 52.26 74.00 -21.74 38.75 35.94 9.67 32.10 100 4 PEAK	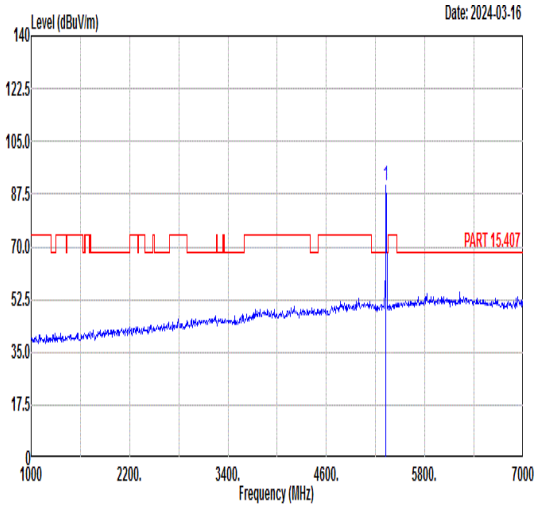 Freq Level Limit Line Margin (dB) Read Level Ant Factor Cable Loss Preamp Factor APos TPos Remark MHz dBuV/m dBuV/m dBuV dB/m dB dB cm deg 1 5320.00 90.35 ------ ------ 77.35 36.00 9.24 32.24 100 4 PEAK
Avg	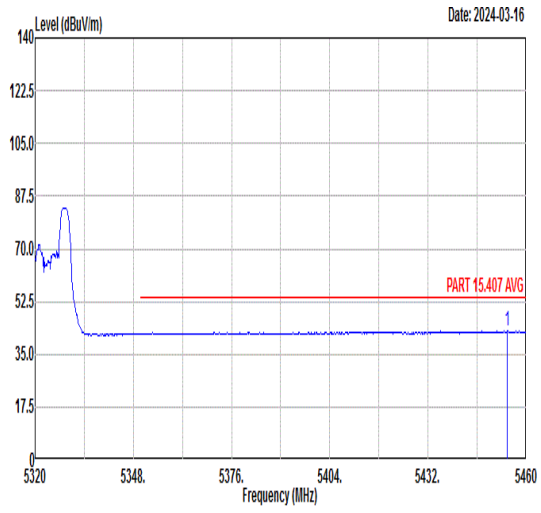 Freq Level Limit Line Margin (dB) Read Level Ant Factor Cable Loss Preamp Factor APos TPos Remark MHz dBuV/m dBuV/m dBuV dB/m dB dB cm deg 1 5454.68 42.82 54.00 -11.18 29.27 35.93 9.68 32.06 100 4 AVERAGE	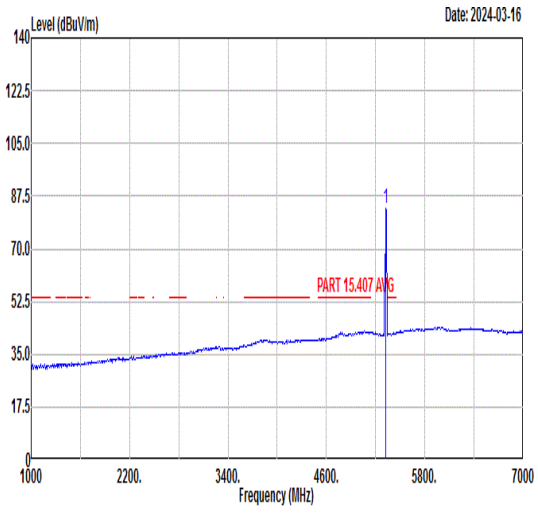 Freq Level Limit Line Margin (dB) Read Level Ant Factor Cable Loss Preamp Factor APos TPos Remark MHz dBuV/m dBuV/m dBuV dB/m dB dB cm deg 1 5320.00 83.63 ------ ------ 70.63 36.00 9.24 32.24 100 4 AVERAGE

Mode	61	
	Band Edge	
	U-NII-2C_5.47-5.725_802.11ax HE20_CH100_Partial RU52/37_5500MHz	
ANT	5+7	
Pol.	Horizontal	Fundamental
Peak	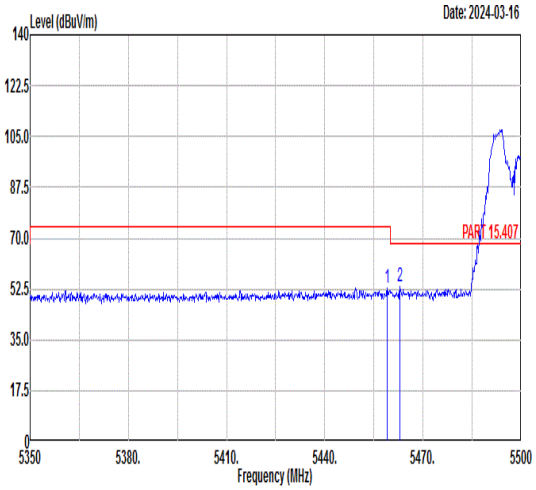 Freq Level Limit Line Margin (dB) Read Level Ant Factor Cable Loss Preamp Factor APos TPos Remark MHz dBuV/m dBuV/m dBuV dB/m dB dB cm deg 1 5459.05 52.65 74.00 -21.35 39.10 35.92 9.69 32.06 106 57 PEAK 2 5462.95 53.57 68.30 -14.73 40.01 35.92 9.69 32.05 106 57 PEAK	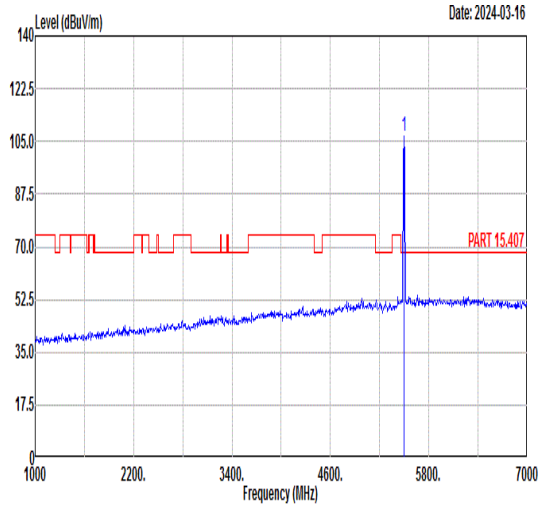 Freq Level Limit Line Margin (dB) Read Level Ant Factor Cable Loss Preamp Factor APos TPos Remark MHz dBuV/m dBuV/m dBuV dB/m dB dB cm deg 1 5500.00 106.96 ------ ------ 93.37 35.90 9.70 32.01 106 57 PEAK
Avg	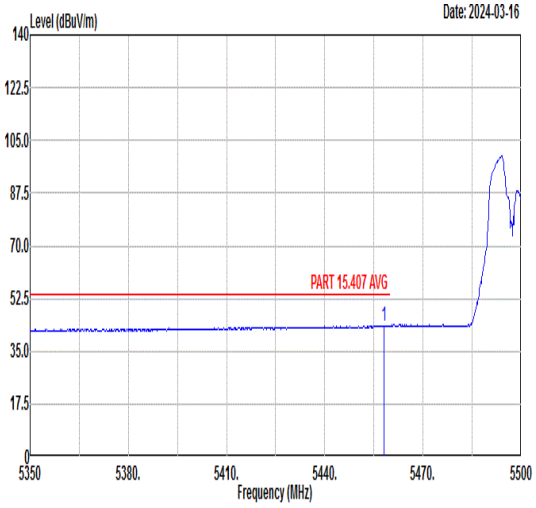 Freq Level Limit Line Margin (dB) Read Level Ant Factor Cable Loss Preamp Factor APos TPos Remark MHz dBuV/m dBuV/m dBuV dB/m dB dB cm deg 1 5458.15 43.48 54.00 -10.52 29.92 35.93 9.69 32.06 106 57 AVERAGE	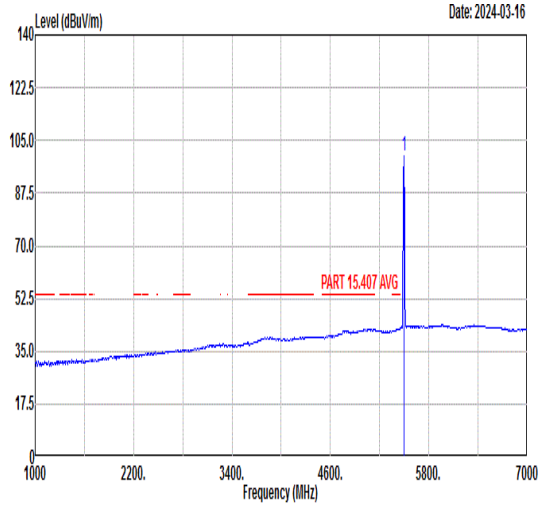 Freq Level Limit Line Margin (dB) Read Level Ant Factor Cable Loss Preamp Factor APos TPos Remark MHz dBuV/m dBuV/m dBuV dB/m dB dB cm deg 1 5500.00 99.59 ------ ------ 86.00 35.90 9.70 32.01 106 57 AVERAGE

Mode	61	
	Band Edge	
	U-NII-2C_5.47-5.725_802.11ax HE20_CH100_Partial RU52/37_5500MHz	
ANT	5+7	
Pol.	Vertical	Fundamental
Peak	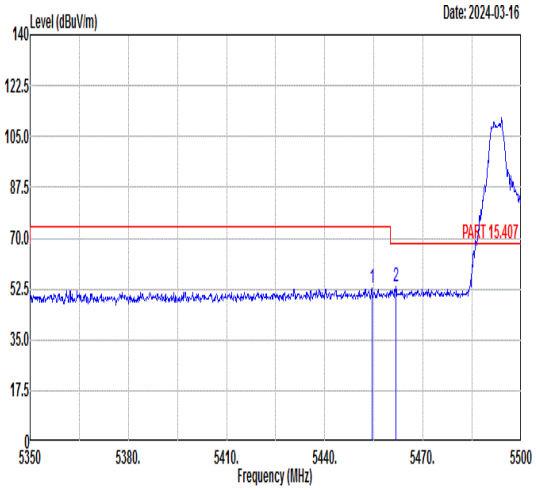 Freq Level Limit Line Margin (dB) Read Level Ant Factor Cable Loss Preamp Factor APos TPos Remark MHz dBuV/m dBuV/m dBuV dB/m dB dB cm deg 1 5454.40 52.59 74.00 -21.41 39.04 35.93 9.68 32.06 313 263 PEAK 2 5461.75 53.42 68.30 -14.88 39.86 35.92 9.69 32.05 313 263 PEAK	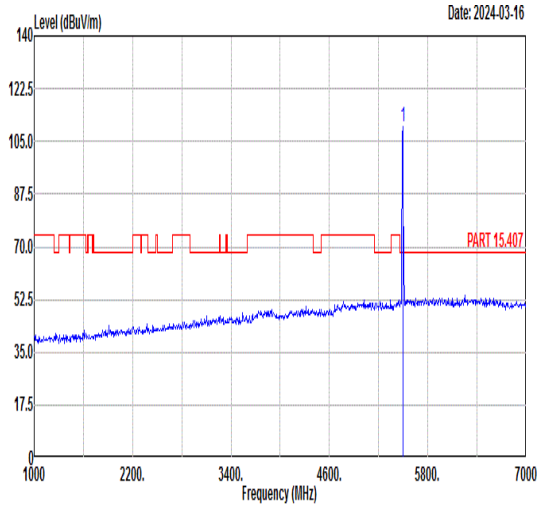 Freq Level Limit Line Margin (dB) Read Level Ant Factor Cable Loss Preamp Factor APos TPos Remark MHz dBuV/m dBuV/m dBuV dB/m dB dB cm deg 1 5500.00 109.97 ------ ------ 96.38 35.90 9.70 32.01 313 263 PEAK
Avg	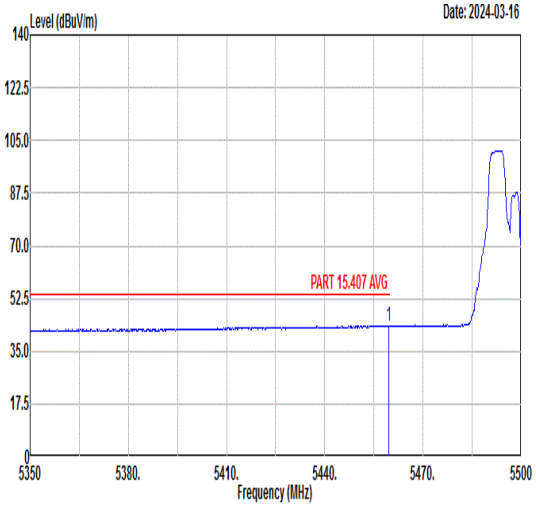 Freq Level Limit Line Margin (dB) Read Level Ant Factor Cable Loss Preamp Factor APos TPos Remark MHz dBuV/m dBuV/m dBuV dB/m dB dB cm deg 1 5459.65 43.47 54.00 -10.53 29.92 35.92 9.69 32.06 313 263 AVERAGE	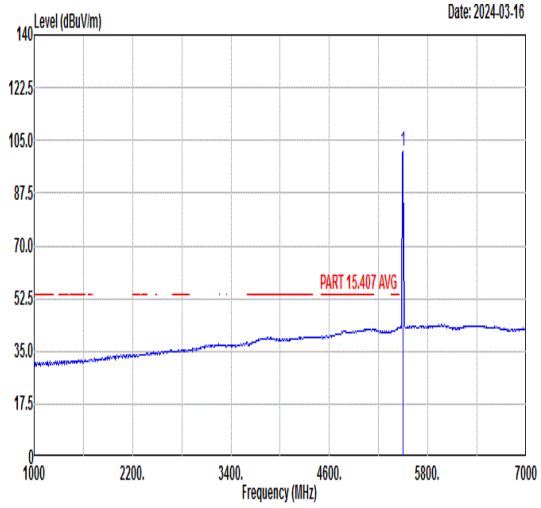 Freq Level Limit Line Margin (dB) Read Level Ant Factor Cable Loss Preamp Factor APos TPos Remark MHz dBuV/m dBuV/m dBuV dB/m dB dB cm deg 1 5500.00 101.35 ------ ------ 87.76 35.90 9.70 32.01 313 263 AVERAGE

Mode	62	
	Band Edge	
	U-NII-2C_5.47-5.725_802.11ax HE20_CH140_Partial RU52/40_5700MHz	
ANT	5+7	
Pol.	Horizontal	Fundamental
Peak	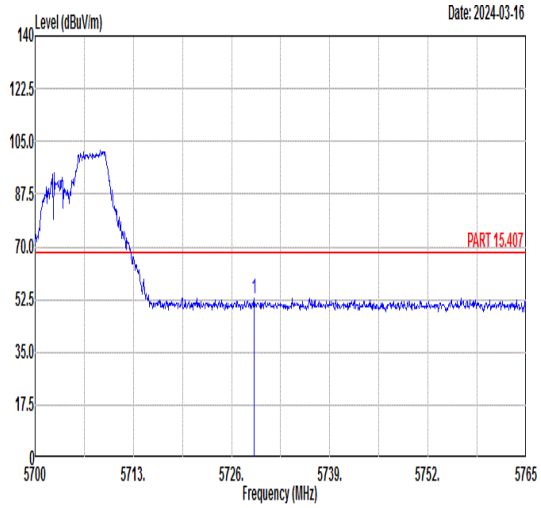 Freq Level Limit Line Margin (dB) Read Level Ant Factor Cable Loss Preamp Factor APos TPos Remark MHz dBuV/m dBuV/m dBuV dB/m dB dB cm deg 1 5728.99 53.07 68.30 -15.23 39.05 36.22 10.03 32.23 181 0 PEAK	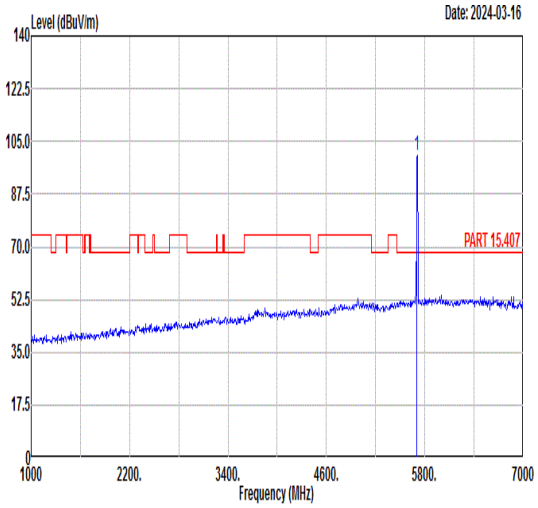 Freq Level Limit Line Margin (dB) Read Level Ant Factor Cable Loss Preamp Factor APos TPos Remark MHz dBuV/m dBuV/m dBuV dB/m dB dB cm deg 1 5700.00 100.55 ------ ------ 86.58 36.19 9.99 32.21 181 0 PEAK
Avg	Blank	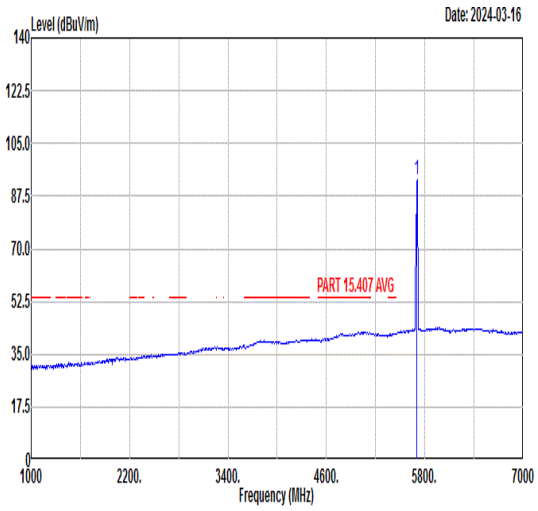 Freq Level Limit Line Margin (dB) Read Level Ant Factor Cable Loss Preamp Factor APos TPos Remark MHz dBuV/m dBuV/m dBuV dB/m dB dB cm deg 1 5700.00 92.99 ------ ------ 79.02 36.19 9.99 32.21 181 0 AVERAGE

Mode	62	
	Band Edge	
	U-NII-2C_5.47-5.725_802.11ax HE20_CH140_Partial RU52/40_5700MHz	
ANT	5+7	
Pol.	Vertical	Fundamental
Peak	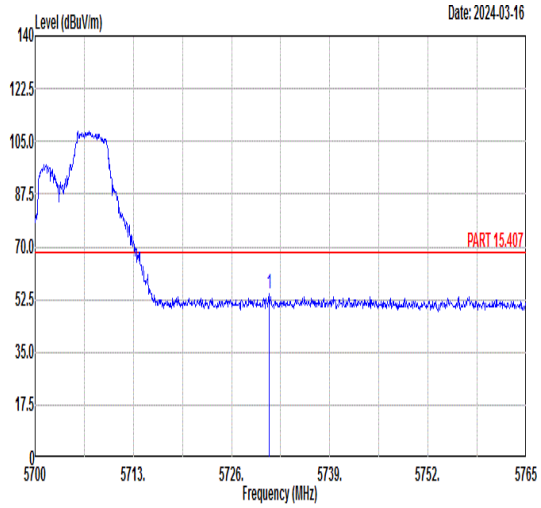 Freq Level Limit Line Margin (dB) Read Level Ant Factor Cable Loss Preamp Factor APos Remark TPos MHz dBuV/m dBuV/m dBuV dB/m dB dB cm deg 1 5730.94 54.35 68.30 -13.95 40.33 36.22 10.03 32.23 284 227 PEAK	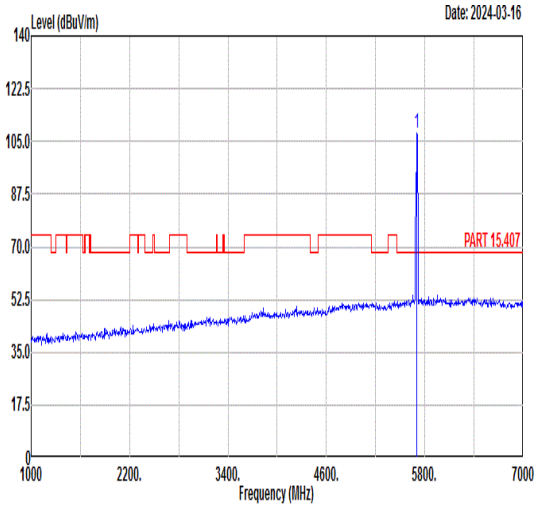 Freq Level Limit Line Margin (dB) Read Level Ant Factor Cable Loss Preamp Factor APos Remark TPos MHz dBuV/m dBuV/m dBuV dB/m dB dB cm deg 1 5700.00 107.52 ------ ------ 93.56 36.19 9.97 32.20 284 227 PEAK
Avg	Blank	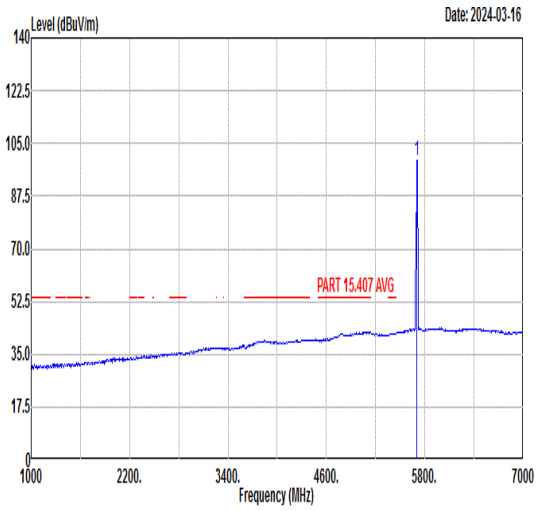 Freq Level Limit Line Margin (dB) Read Level Ant Factor Cable Loss Preamp Factor APos Remark TPos MHz dBuV/m dBuV/m dBuV dB/m dB dB cm deg 1 5700.00 99.30 ------ ------ 85.34 36.19 9.97 32.20 284 227 AVERAGE

Mode	63	
	Band Edge	
	U-NII-1_5.15-5.25_802.11be EHT20_CH36_Full RU_5180MHz	
ANT	5+7	
Pol.	Horizontal	Fundamental
Peak	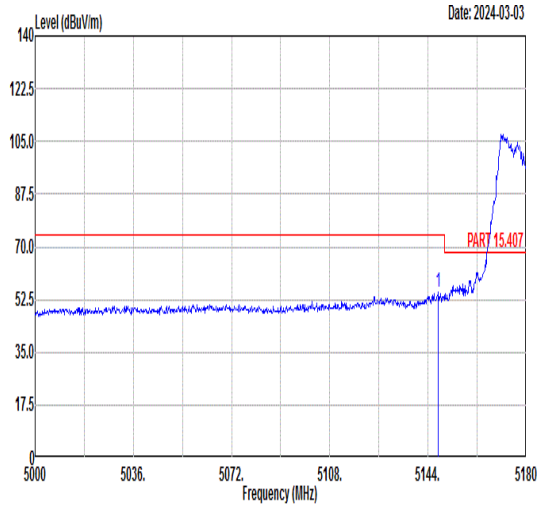 Freq Level Limit Line Margin Read Level Ant Factor Cable Loss Preamp Factor APos TPos Remark MHz dBuV/m dBuV/m dB dBuV dB/m dB dB cm deg 1 5147.78 54.75 74.00 -19.25 42.60 36.11 8.53 32.49 100 301 PEAK	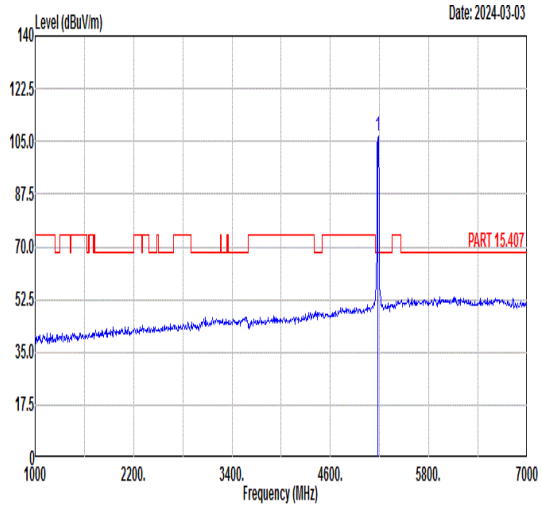 Freq Level Limit Line Margin Read Level Ant Factor Cable Loss Preamp Factor APos TPos Remark MHz dBuV/m dBuV/m dB dBuV dB/m dB dB cm deg 1 5180.00 106.57 ------ ------ 94.31 36.09 8.61 32.44 100 301 PEAK
Avg	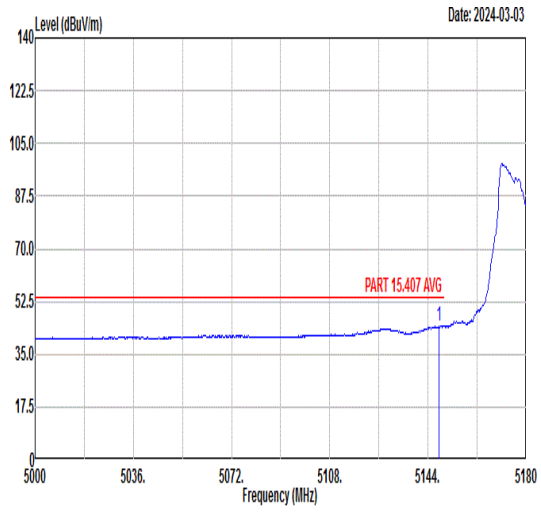 Freq Level Limit Line Margin Read Level Ant Factor Cable Loss Preamp Factor APos TPos Remark MHz dBuV/m dBuV/m dB dBuV dB/m dB dB cm deg 1 5148.14 44.35 54.00 -9.65 32.20 36.11 8.53 32.49 100 301 AVERAGE	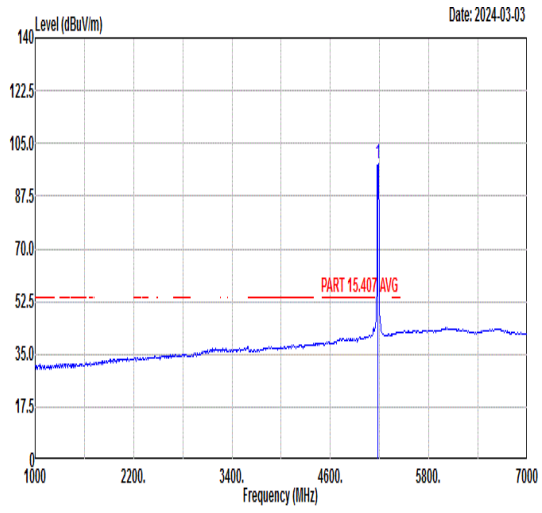 Freq Level Limit Line Margin Read Level Ant Factor Cable Loss Preamp Factor APos TPos Remark MHz dBuV/m dBuV/m dB dBuV dB/m dB dB cm deg 1 5180.00 98.41 ------ ------ 86.15 36.09 8.61 32.44 100 301 AVERAGE

Mode	63	
	Band Edge	
	U-NII-1_5.15-5.25_802.11be EHT 20_CH36_Full RU_5180MHz	
ANT	5+7	
Pol.	Vertical	Fundamental
Peak	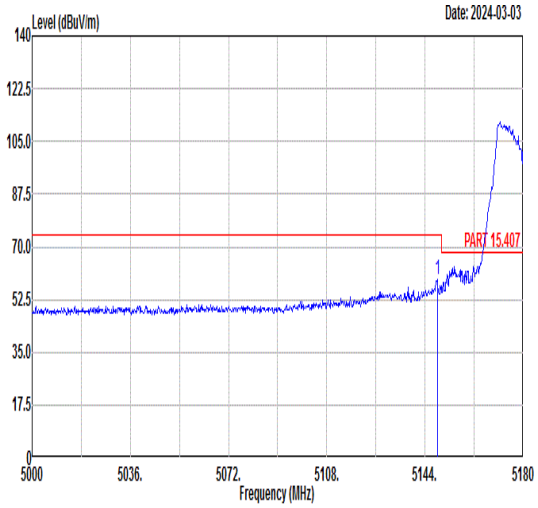 Limit Read Ant Cable Preamp APos TPos Freq Level Line Margin Level Factor Loss Factor Remark MHz dBuV/m dBuV/m dB dBuV dB/m dB dB cm deg 1 5148.50 59.06 74.00 -14.94 46.91 36.11 8.53 32.49 346 257 PEAK	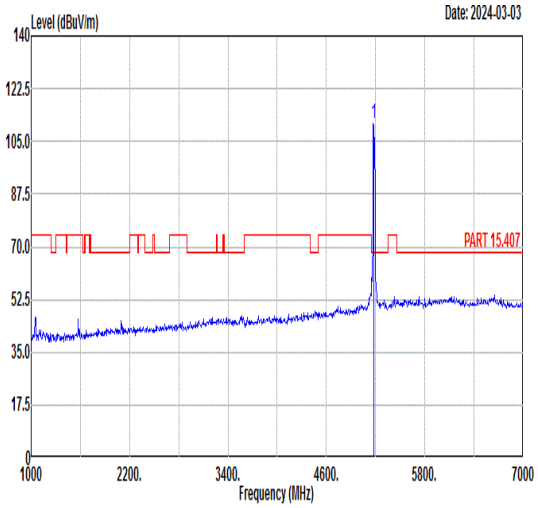 Limit Read Ant Cable Preamp APos TPos Freq Level Line Margin Level Factor Loss Factor Remark MHz dBuV/m dBuV/m dB dBuV dB/m dB dB cm deg 1 5180.00 110.77 ------ ------ 98.56 36.10 8.57 32.46 346 257 PEAK
Avg	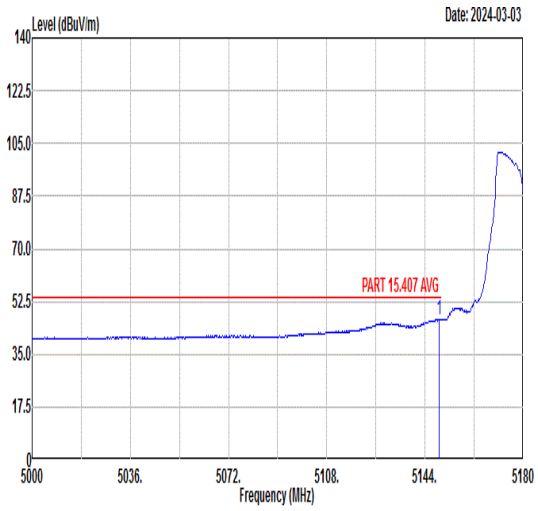 Limit Read Ant Cable Preamp APos TPos Freq Level Line Margin Level Factor Loss Factor Remark MHz dBuV/m dBuV/m dB dBuV dB/m dB dB cm deg 1 5149.22 46.51 54.00 -7.49 34.36 36.11 8.53 32.49 346 257 AVERAGE	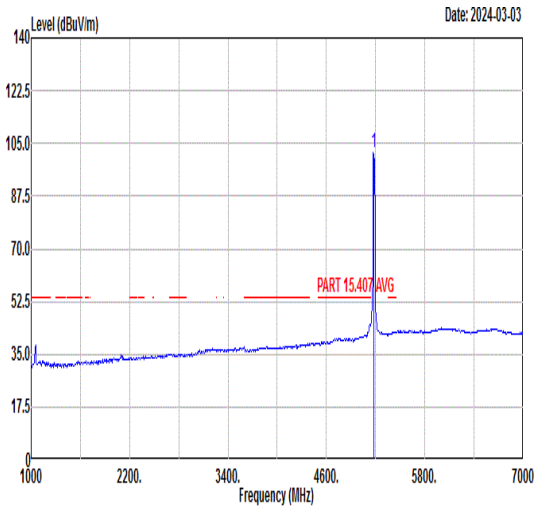 Limit Read Ant Cable Preamp APos TPos Freq Level Line Margin Level Factor Loss Factor Remark MHz dBuV/m dBuV/m dB dBuV dB/m dB dB cm deg 1 5180.00 101.84 ------ ------ 89.63 36.10 8.57 32.46 346 257 AVERAGE

Mode	63	
	Harmonic	
	U-NII-1_5.15-5.25_802.11be EHT 20_CH36_Full RU_5180MHz	
ANT	5+7	
Pol.	Horizontal	Vertical
Peak Avg	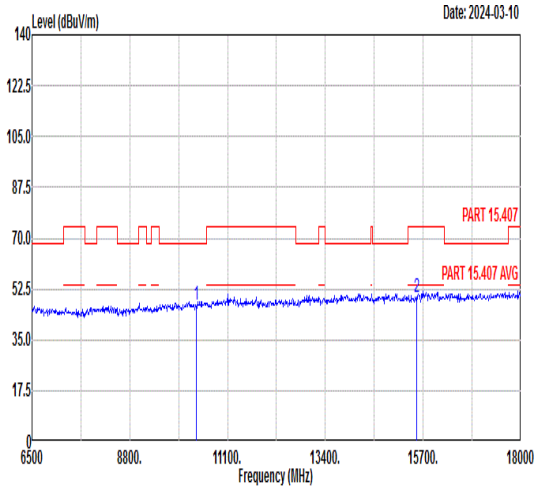 Freq Level Limit Line Margin Read Level Ant Factor Cable Loss Preamp Factor APos TPos Remark MHz dBuV/m dBuV/m dB dBuV dB/m dB dB cm deg 1 10360.00 47.23 68.30 -21.07 60.09 38.74 12.06 63.66 --- --- Peak 2 15540.00 49.65 74.00 -24.35 58.33 40.73 14.58 63.99 --- --- Peak	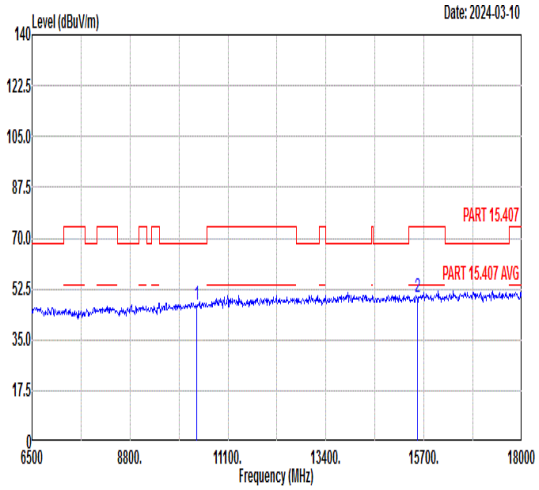 Freq Level Limit Line Margin Read Level Ant Factor Cable Loss Preamp Factor APos TPos Remark MHz dBuV/m dBuV/m dB dBuV dB/m dB dB cm deg 1 10360.00 47.08 68.30 -21.22 59.94 38.74 12.06 63.66 --- --- Peak 2 15540.00 49.49 74.00 -24.51 58.17 40.73 14.58 63.99 --- --- Peak

Mode	64	
	Harmonic	
	U-NII-1_5.15-5.25_802.11be EHT 20_CH44_Full RU_5220MHz	
ANT	5+7	
Pol.	Horizontal	Vertical
Peak Avg	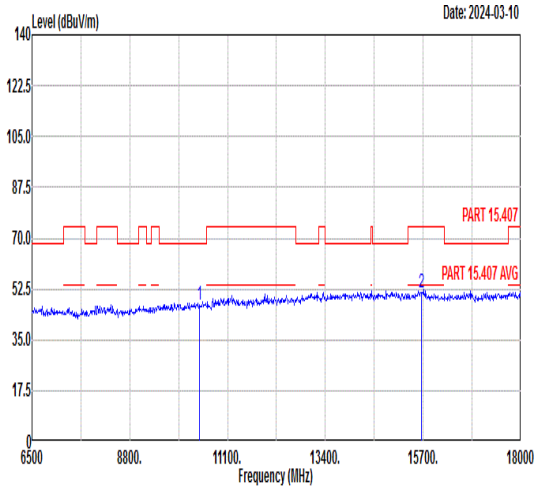 Freq Level Limit Line Margin Read Level Ant Factor Cable Loss Preamp Factor APos TPos Remark MHz dBuV/m dBuV/m dB dBuV dB/m dB dB cm deg 1 10440.00 47.12 68.30 -21.18 59.85 38.78 12.12 63.63 --- --- Peak 2 15660.00 50.99 74.00 -23.01 59.55 40.83 14.64 64.03 --- --- Peak	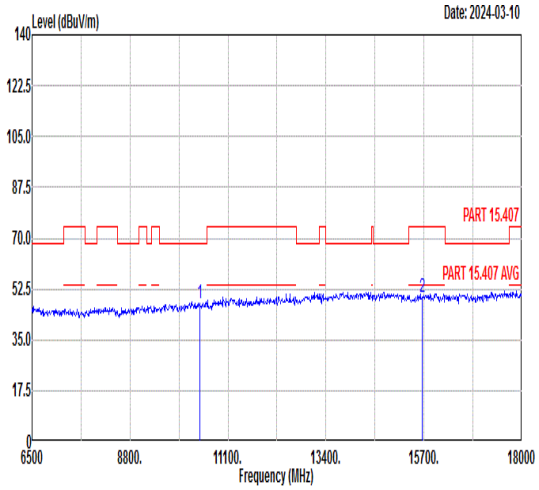 Freq Level Limit Line Margin Read Level Ant Factor Cable Loss Preamp Factor APos TPos Remark MHz dBuV/m dBuV/m dB dBuV dB/m dB dB cm deg 1 10440.00 47.35 68.30 -20.95 60.08 38.78 12.12 63.63 --- --- Peak 2 15660.00 49.71 74.00 -24.29 58.27 40.83 14.64 64.03 --- --- Peak

Mode	65	
	Harmonic	
	U-NII-1_5.15-5.25_802.11be EHT 20_CH48_Full RU_5240MHz	
ANT	5+7	
Pol.	Horizontal	Vertical
Peak Avg	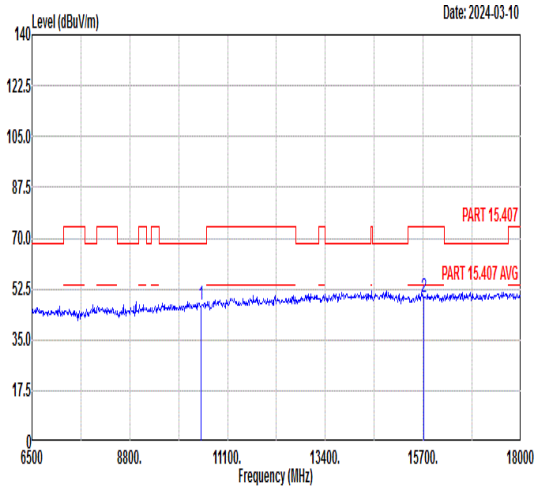 Freq Level Limit Line Margin Read Level Ant Factor Cable Loss Preamp Factor APos TPos Remark MHz dBuV/m dBuV/m dB dBuV dB/m dB dB cm deg 1 10480.00 46.77 68.30 -21.53 59.44 38.79 12.15 63.61 --- --- Peak 2 15720.00 49.92 74.00 -24.08 58.43 40.88 14.66 64.05 --- --- Peak	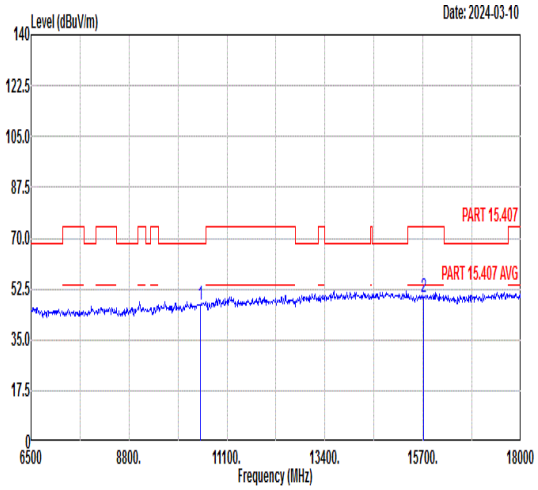 Freq Level Limit Line Margin Read Level Ant Factor Cable Loss Preamp Factor APos TPos Remark MHz dBuV/m dBuV/m dB dBuV dB/m dB dB cm deg 1 10480.00 47.21 68.30 -21.09 59.88 38.79 12.15 63.61 --- --- Peak 2 15720.00 49.91 74.00 -24.09 58.42 40.88 14.66 64.05 --- --- Peak

Mode	66	
	Harmonic	
	U-NII-2A_5.25-5.35_802.11be EHT 20_CH52_Full RU_5280MHz	
ANT	5+7	
Pol.	Horizontal	Vertical
Peak Avg	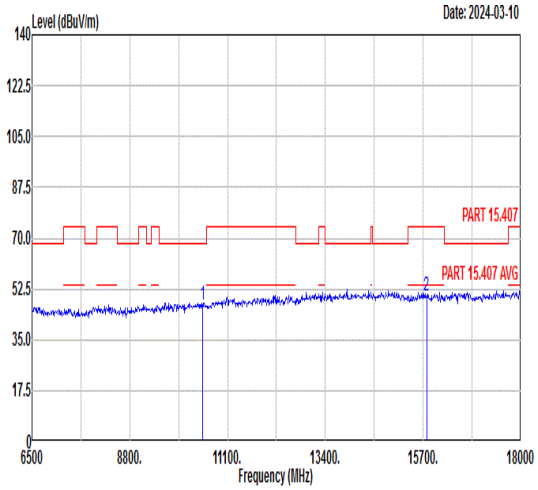 Freq Level Limit Line Margin Read Level Ant Factor Cable Loss Preamp Factor APos TPos Remark MHz dBuV/m dBuV/m dB dBuV dB/m dB dB cm deg 1 10520.00 46.86 68.30 -21.44 59.47 38.81 12.18 63.60 --- --- Peak 2 15780.00 49.93 74.00 -24.07 58.39 40.92 14.69 64.07 --- --- Peak	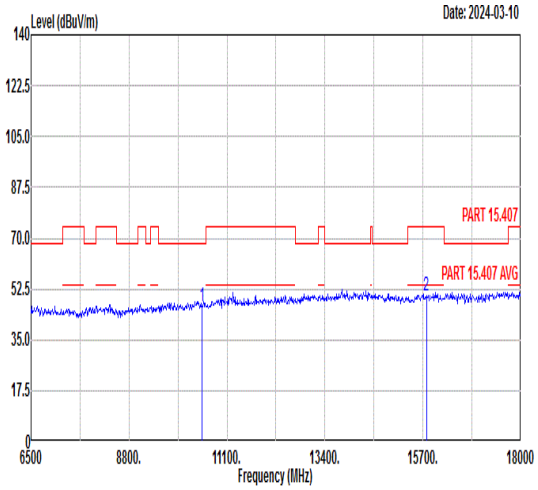 Freq Level Limit Line Margin Read Level Ant Factor Cable Loss Preamp Factor APos TPos Remark MHz dBuV/m dBuV/m dB dBuV dB/m dB dB cm deg 1 10520.00 46.50 68.30 -21.80 59.11 38.81 12.18 63.60 --- --- Peak 2 15780.00 49.94 74.00 -24.06 58.40 40.92 14.69 64.07 --- --- Peak

Mode	67	
	Harmonic	
	U-NII-2A_5.25-5.35_802.11be EHT 20_CH60_Full RU_5300MHz	
ANT	5+7	
Pol.	Horizontal	Vertical
Peak Avg	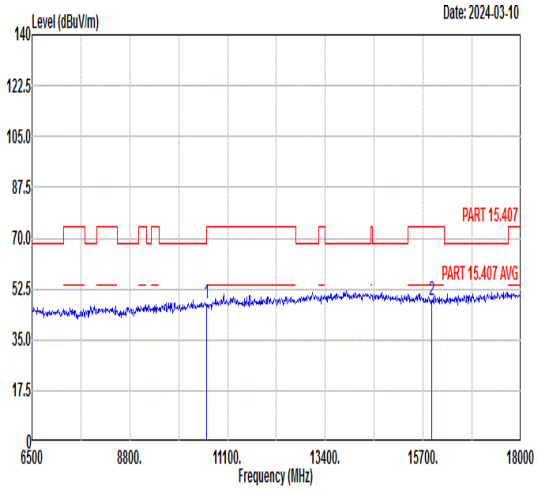 Freq Level Limit Line Margin Read Level Ant Factor Cable Loss Preamp Factor APos TPos Remark MHz dBuV/m dBuV/m dB dBuV dB/m dB dB cm deg 1 10600.00 47.32 74.00 -26.68 59.82 38.84 12.23 63.57 --- --- Peak 2 15900.00 48.61 74.00 -25.39 56.95 41.02 14.75 64.11 --- --- Peak	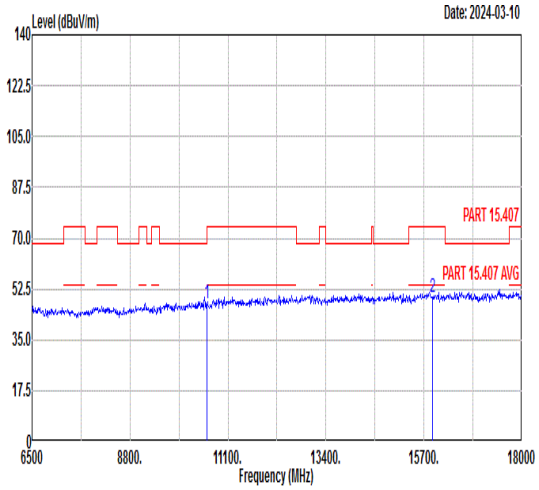 Freq Level Limit Line Margin Read Level Ant Factor Cable Loss Preamp Factor APos TPos Remark MHz dBuV/m dBuV/m dB dBuV dB/m dB dB cm deg 1 10600.00 47.35 74.00 -26.65 59.85 38.84 12.23 63.57 --- --- Peak 2 15900.00 49.51 74.00 -24.49 57.85 41.02 14.75 64.11 --- --- Peak

Mode	68	
	Band Edge	
	U-NII-2A_5.25-5.35_802.11be EHT 20_CH64_Full RU_5320MHz	
ANT	5+7	
Pol.	Horizontal	Fundamental
Peak	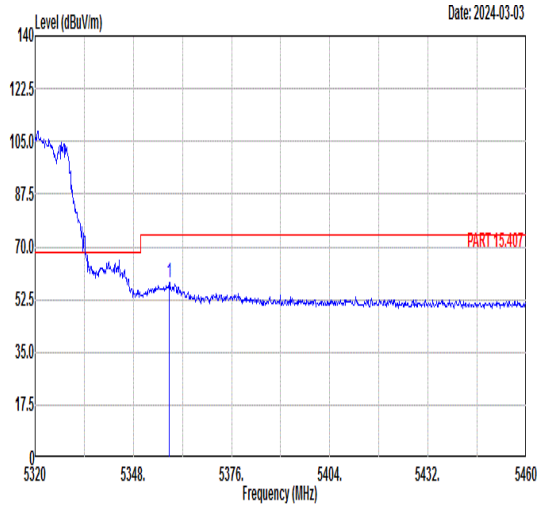 Freq Level Limit Line Margin (dB) Read Level Ant Factor Cable Loss Preamp Factor APos TPos Remark MHz dBuV/m dBuV/m dBuV dB/m dB dB cm deg 1 5358.22 58.38 74.00 -15.62 45.18 35.99 9.41 32.20 100 59 PEAK	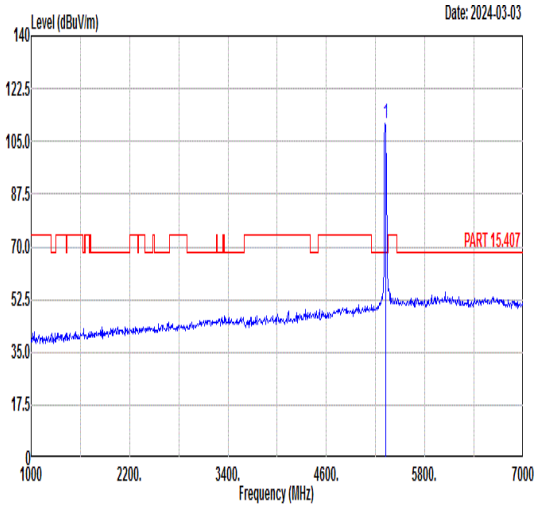 Freq Level Limit Line Margin (dB) Read Level Ant Factor Cable Loss Preamp Factor APos TPos Remark MHz dBuV/m dBuV/m dBuV dB/m dB dB cm deg 1 5320.00 110.94 ------ ------ 98.01 36.01 9.18 32.26 100 59 PEAK
Avg	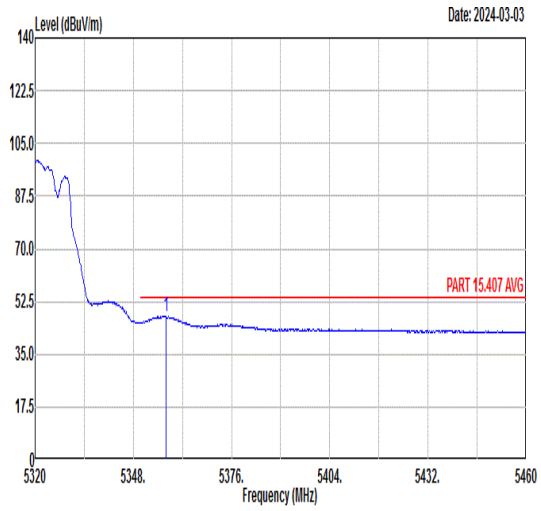 Freq Level Limit Line Margin (dB) Read Level Ant Factor Cable Loss Preamp Factor APos TPos Remark MHz dBuV/m dBuV/m dBuV dB/m dB dB cm deg 1 5357.24 47.69 54.00 -6.31 34.50 35.99 9.40 32.20 100 59 AVERAGE	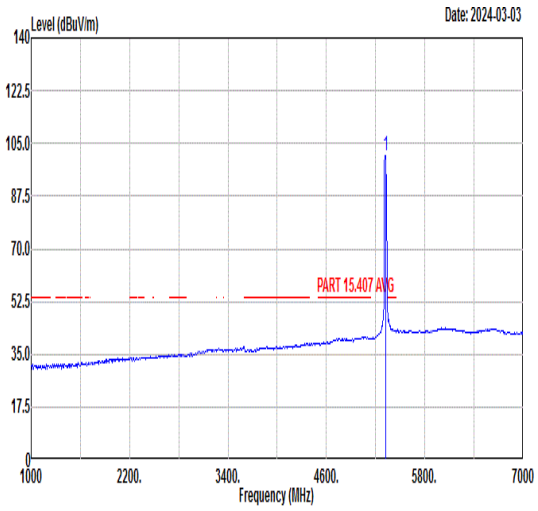 Freq Level Limit Line Margin (dB) Read Level Ant Factor Cable Loss Preamp Factor APos TPos Remark MHz dBuV/m dBuV/m dBuV dB/m dB dB cm deg 1 5320.00 101.03 ------ ------ 88.10 36.01 9.18 32.26 100 59 AVERAGE

Mode	68	
	Band Edge	
	U-NII-2A_5.25-5.35_802.11be EHT 20_CH64_Full RU_5320MHz	
ANT	5+7	
Pol.	Vertical	Fundamental
Peak	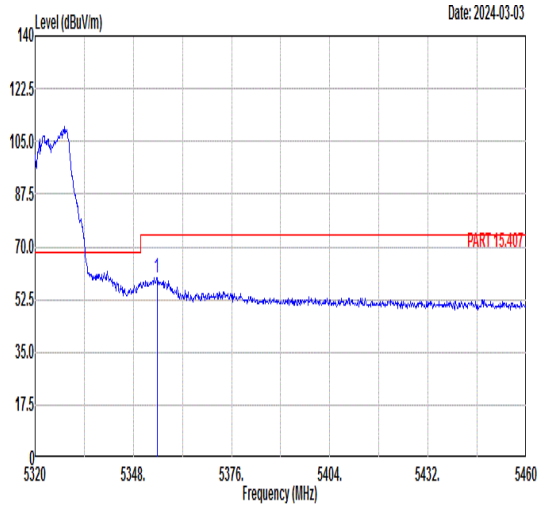 Freq Level Limit Line Margin (dB) Read Level Ant Factor Cable Loss Preamp Factor APos TPos Remark MHz dBuV/m dBuV/m dBuV dB/m dB dB cm deg 1 5354.72 59.96 74.00 -14.04 46.78 35.99 9.39 32.20 335 256 PEAK	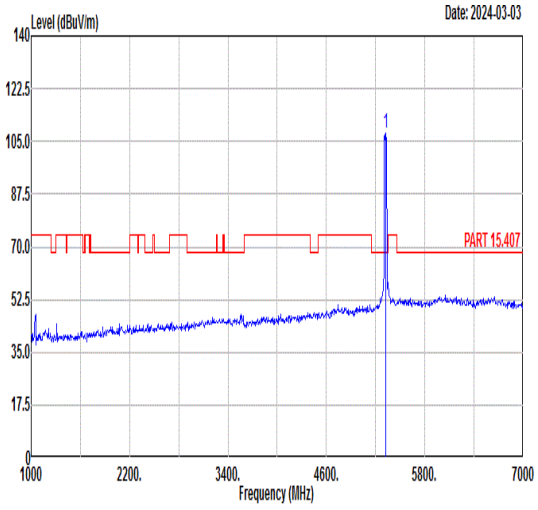 Freq Level Limit Line Margin (dB) Read Level Ant Factor Cable Loss Preamp Factor APos TPos Remark MHz dBuV/m dBuV/m dBuV dB/m dB dB cm deg 1 5320.00 108.03 ------ ------ 95.03 36.00 9.24 32.24 335 256 PEAK
Avg	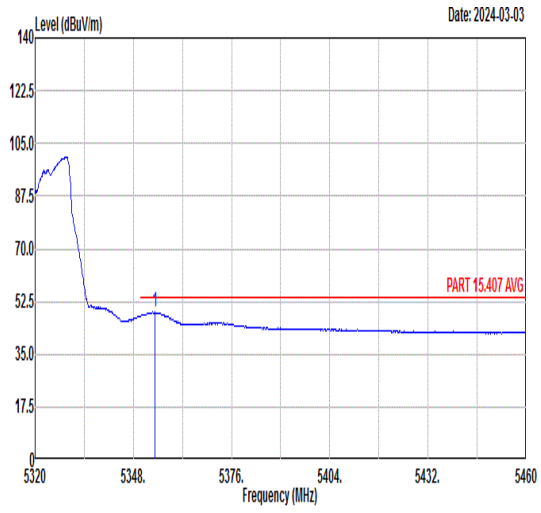 Freq Level Limit Line Margin (dB) Read Level Ant Factor Cable Loss Preamp Factor APos TPos Remark MHz dBuV/m dBuV/m dBuV dB/m dB dB cm deg 1 5354.16 48.93 54.00 -5.07 35.75 35.99 9.39 32.20 335 256 AVERAGE	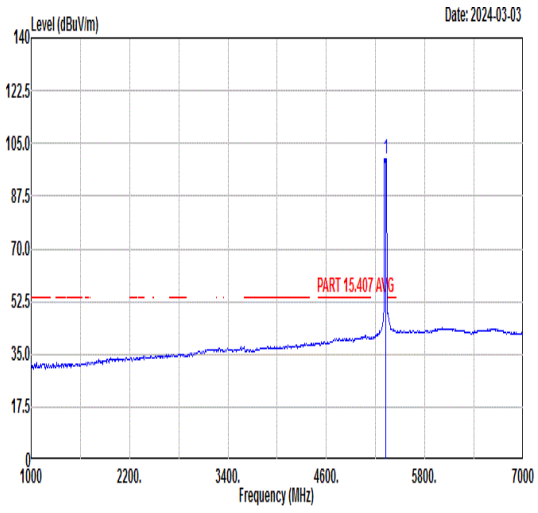 Freq Level Limit Line Margin (dB) Read Level Ant Factor Cable Loss Preamp Factor APos TPos Remark MHz dBuV/m dBuV/m dBuV dB/m dB dB cm deg 1 5320.00 100.08 ------ ------ 87.08 36.00 9.24 32.24 335 256 AVERAGE

Mode	68	
	Harmonic	
	U-NII-2A_5.25-5.35_802.11be EHT 20_CH64_Full RU_5320MHz	
ANT	5+7	
Pol.	Horizontal	Vertical
Peak Avg	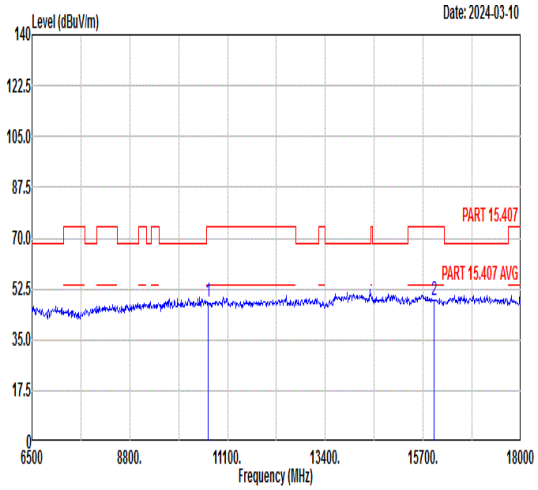 Freq Level Limit Line Margin Read Level Ant Factor Cable Loss Preamp Factor APos TPos Remark MHz dBuV/m dBuV/m dB dBuV dB/m dB dB cm deg 1 10640.00 48.30 74.00 -25.70 60.73 38.86 12.26 63.55 --- --- Peak 2 15960.00 48.51 74.00 -25.49 56.80 41.07 14.77 64.13 --- --- Peak	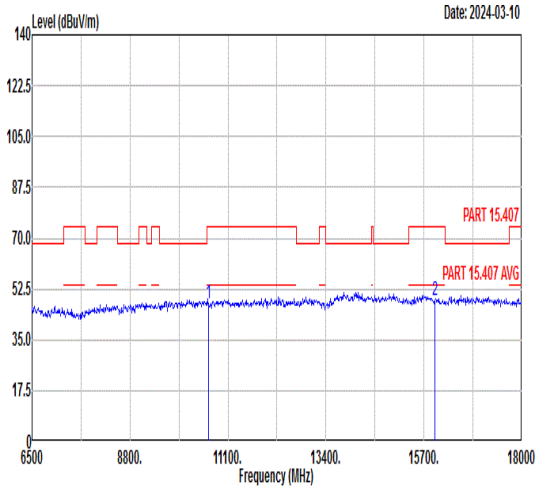 Freq Level Limit Line Margin Read Level Ant Factor Cable Loss Preamp Factor APos TPos Remark MHz dBuV/m dBuV/m dB dBuV dB/m dB dB cm deg 1 10640.00 47.59 74.00 -26.41 60.02 38.86 12.26 63.55 --- --- Peak 2 15960.00 48.40 74.00 -25.60 56.69 41.07 14.77 64.13 --- --- Peak

Mode	69	
	Band Edge	
	U-NII-2C_5.47-5.725_802.11be EHT 20_CH100_Full RU_5500MHz	
ANT	5+7	
Pol.	Horizontal	Fundamental
Peak	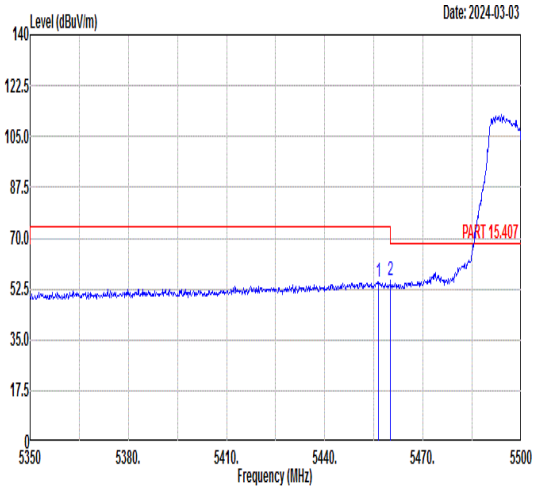 Freq Level Limit Line Margin (dB) Read Level Ant Factor Cable Loss Preamp Factor APos TPos Remark MHz dBuV/m dBuV/m dBuV dB/m dB dB cm deg 1 5456.50 54.97 74.00 -19.03 41.41 35.93 9.69 32.06 100 298 PEAK 2 5460.10 55.25 68.30 -13.05 41.70 35.92 9.69 32.06 100 298 PEAK	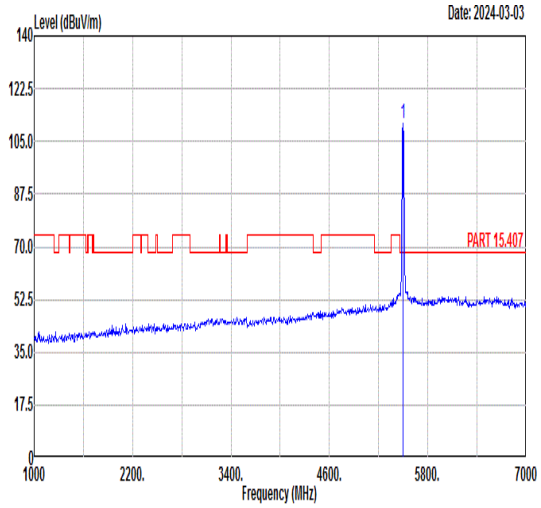 Freq Level Limit Line Margin (dB) Read Level Ant Factor Cable Loss Preamp Factor APos TPos Remark MHz dBuV/m dBuV/m dBuV dB/m dB dB cm deg 1 5500.00 110.70 ------ ------ 97.11 35.90 9.70 32.01 100 298 PEAK
Avg	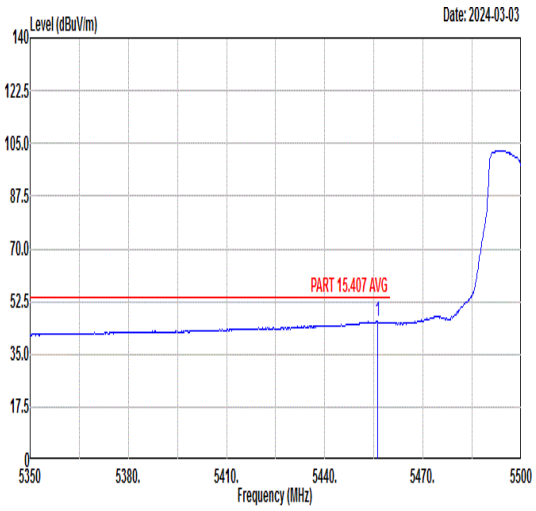 Freq Level Limit Line Margin (dB) Read Level Ant Factor Cable Loss Preamp Factor APos TPos Remark MHz dBuV/m dBuV/m dBuV dB/m dB dB cm deg 1 5456.20 45.80 54.00 -8.20 32.24 35.93 9.69 32.06 100 298 AVERAGE	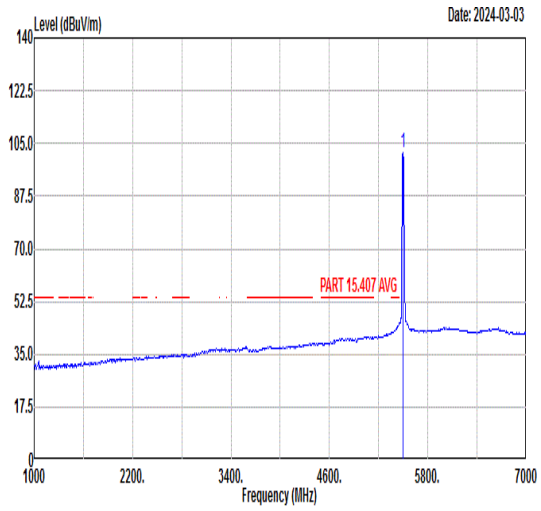 Freq Level Limit Line Margin (dB) Read Level Ant Factor Cable Loss Preamp Factor APos TPos Remark MHz dBuV/m dBuV/m dBuV dB/m dB dB cm deg 1 5500.00 102.14 ------ ------ 88.55 35.90 9.70 32.01 100 298 AVERAGE

Mode	69	
	Band Edge	
	U-NII-2C_5.47-5.725_802.11be EHT 20_CH100_Full RU_5500MHz	
ANT	5+7	
Pol.	Vertical	Fundamental
Peak	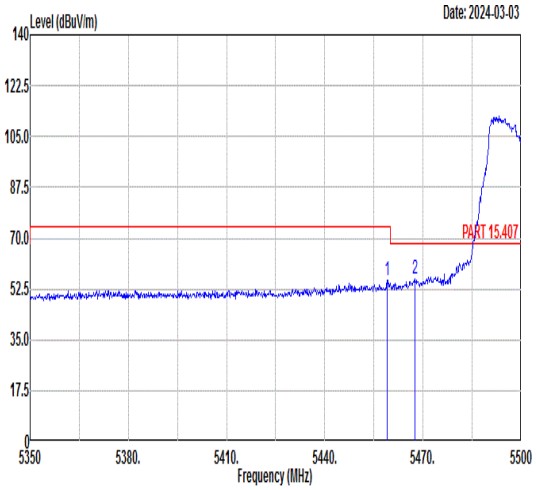 Freq Level Limit Line Margin (dB) Read Level Ant Factor Cable Loss Preamp Factor APos TPos Remark MHz dBuV/m dBuV/m dBuV dB/m dB dB cm deg 1 5459.05 55.30 74.00 -18.70 41.75 35.92 9.69 32.06 400 250 PEAK 2 5467.45 55.91 68.30 -12.39 42.35 35.92 9.69 32.05 400 250 PEAK	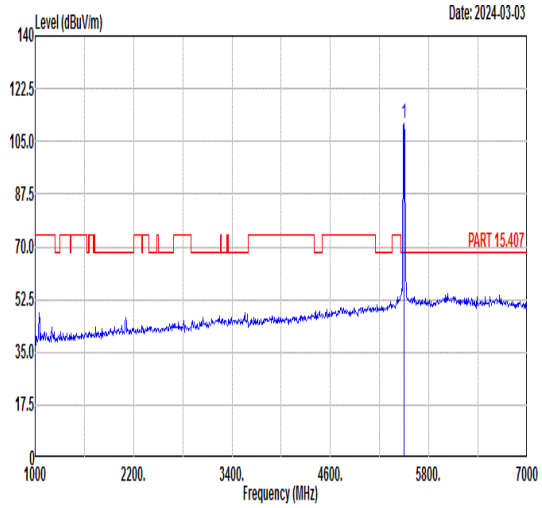 Freq Level Limit Line Margin (dB) Read Level Ant Factor Cable Loss Preamp Factor APos TPos Remark MHz dBuV/m dBuV/m dBuV dB/m dB dB cm deg 1 5500.00 111.13 ------ ------ 97.54 35.90 9.70 32.01 400 250 PEAK
Avg	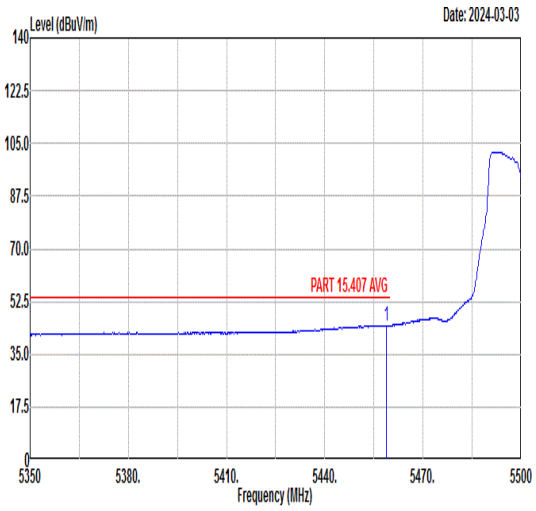 Freq Level Limit Line Margin (dB) Read Level Ant Factor Cable Loss Preamp Factor APos TPos Remark MHz dBuV/m dBuV/m dBuV dB/m dB dB cm deg 1 5458.75 44.62 54.00 -9.38 31.07 35.92 9.69 32.06 400 250 AVERAGE	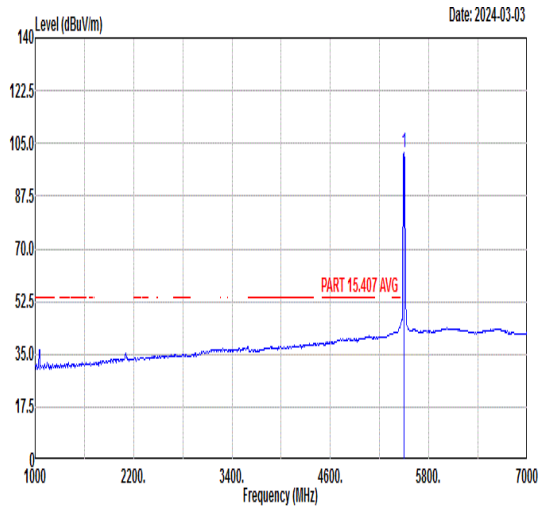 Freq Level Limit Line Margin (dB) Read Level Ant Factor Cable Loss Preamp Factor APos TPos Remark MHz dBuV/m dBuV/m dBuV dB/m dB dB cm deg 1 5500.00 102.00 ------ ------ 88.41 35.90 9.70 32.01 400 250 AVERAGE

Mode	69	
	Harmonic	
	U-NII-2C_5.47-5.725_802.11be EHT 20_CH100_Full RU_5500MHz	
ANT	5+7	
Pol.	Horizontal	Vertical
Peak Avg	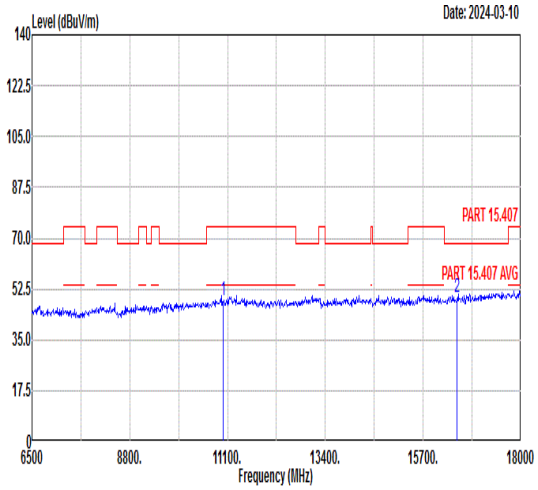 Freq Level Limit Line Margin Read Level Ant Factor Cable Loss Preamp Factor APos TPos Remark MHz dBuV/m dBuV/m dB dBuV dB/m dB dB cm deg 1 11000.00 48.56 74.00 -25.44 60.46 39.00 12.52 63.42 --- --- Peak 2 16500.00 49.46 68.30 -18.84 57.60 41.35 15.17 64.66 --- --- Peak	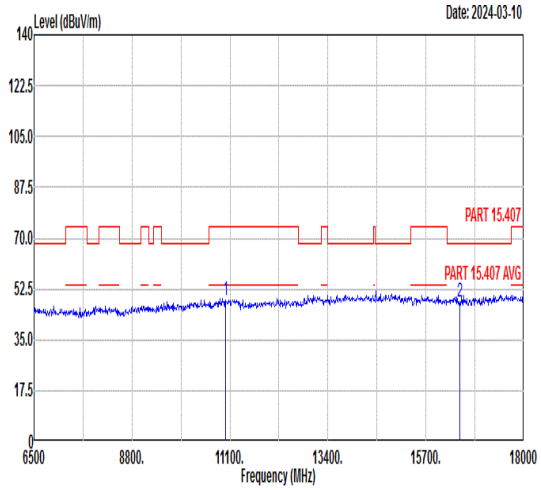 Freq Level Limit Line Margin Read Level Ant Factor Cable Loss Preamp Factor APos TPos Remark MHz dBuV/m dBuV/m dB dBuV dB/m dB dB cm deg 1 11000.00 48.51 74.00 -25.49 60.41 39.00 12.52 63.42 --- --- Peak 2 16500.00 47.89 68.30 -20.41 56.03 41.35 15.17 64.66 --- --- Peak

Mode	70	
	Harmonic	
	U-NII-2C_5.47-5.725_802.11be EHT 20_CH116_Full RU_5580MHz	
ANT	5+7	
Pol.	Horizontal	Vertical
Peak Avg	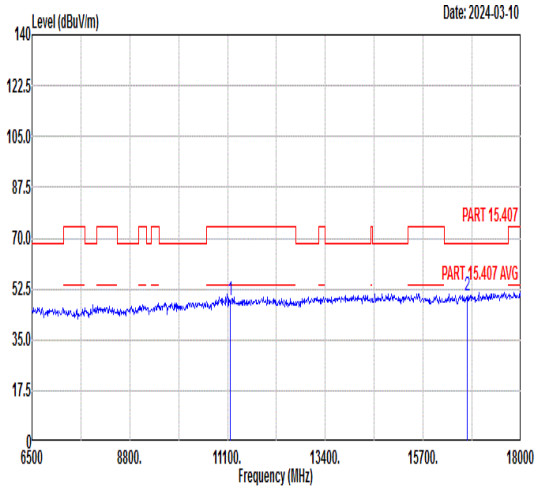 Freq Level Limit Line Margin Read Level Ant Factor Cable Loss Preamp Factor APos TPos Remark MHz dBuV/m dBuV/m dB dBuV dB/m dB dB cm deg 1 11160.00 48.57 74.00 -25.43 60.30 39.06 12.64 63.43 --- --- Peak 2 16740.00 50.07 68.30 -18.23 58.16 41.47 15.35 64.91 --- --- Peak	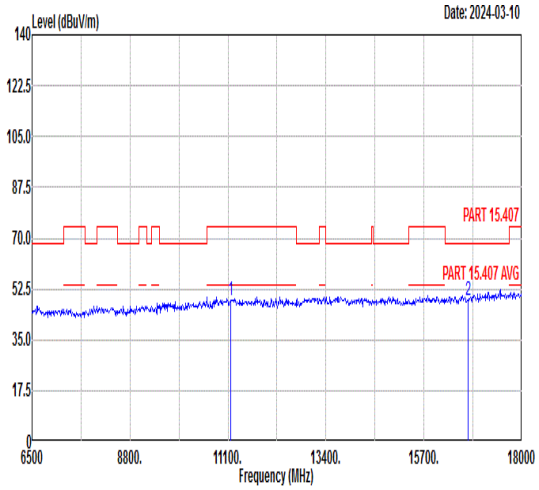 Freq Level Limit Line Margin Read Level Ant Factor Cable Loss Preamp Factor APos TPos Remark MHz dBuV/m dBuV/m dB dBuV dB/m dB dB cm deg 1 11160.00 48.52 74.00 -25.48 60.25 39.06 12.64 63.43 --- --- Peak 2 16740.00 48.79 68.30 -19.51 56.88 41.47 15.35 64.91 --- --- Peak

Mode	71	
	Band Edge	
	U-NII-2C_5.47-5.725_802.11be EHT 20_CH140_Full RU_5700MHz	
ANT	5+7	
Pol.	Horizontal	Fundamental
Peak	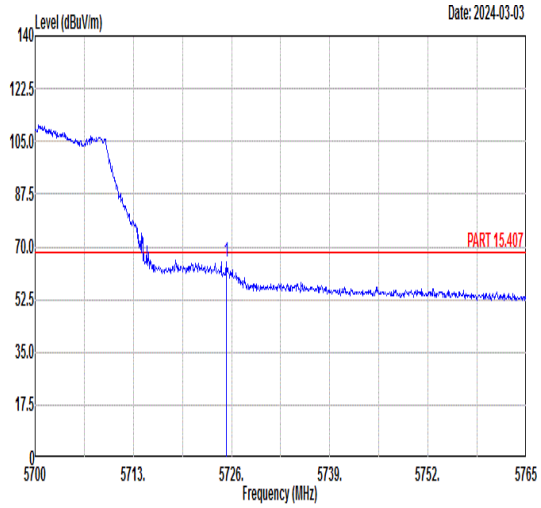 Freq Level Limit Line Margin (dB) Read Level Ant Factor Cable Loss Preamp Factor APos TPos Remark MHz dBuV/m dBuV/m dBuV dB/m dB dB cm deg 1 5725.35 65.04 68.30 -3.26 51.03 36.22 10.02 32.23 100 299 PEAK	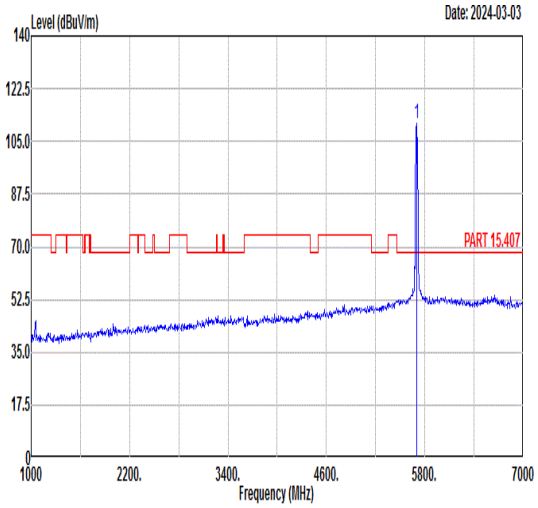 Freq Level Limit Line Margin (dB) Read Level Ant Factor Cable Loss Preamp Factor APos TPos Remark MHz dBuV/m dBuV/m dBuV dB/m dB dB cm deg 1 5700.00 111.06 ------ ------ 97.12 36.18 9.96 32.20 100 299 PEAK
Avg	Blank	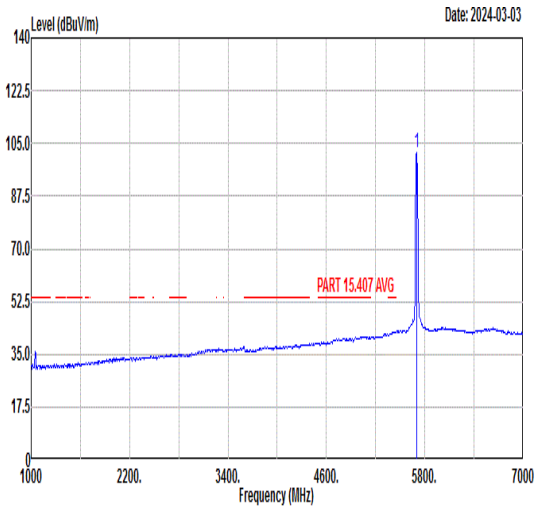 Freq Level Limit Line Margin (dB) Read Level Ant Factor Cable Loss Preamp Factor APos TPos Remark MHz dBuV/m dBuV/m dBuV dB/m dB dB cm deg 1 5700.00 102.06 ------ ------ 88.12 36.18 9.96 32.20 100 299 AVERAGE

Mode	71	
	Band Edge	
	U-NII-2C_5.47-5.725_802.11be EHT 20_CH140_Full RU_5700MHz	
ANT	5+7	
Pol.	Vertical	Fundamental
Peak	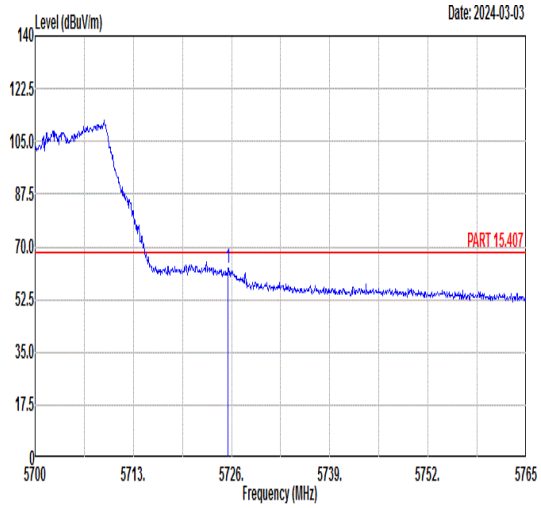 Freq Level Limit Line Margin (dB) Read Level Ant Factor Cable Loss Preamp Factor APos TPos Remark MHz dBuV/m dBuV/m dBuV dB/m dB dB cm deg 1 5725.55 63.00 68.30 -5.30 48.99 36.22 10.02 32.23 312 250 PEAK	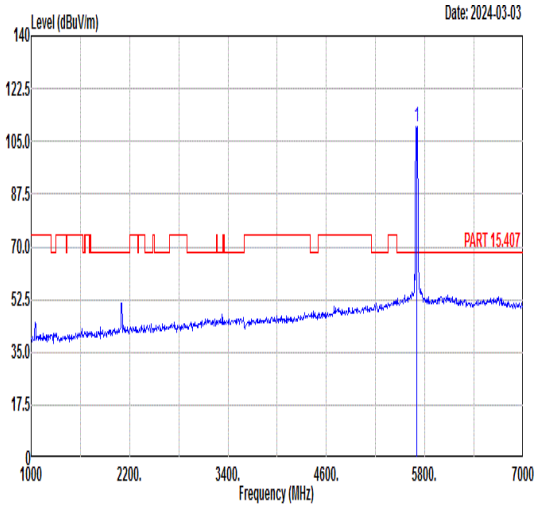 Freq Level Limit Line Margin (dB) Read Level Ant Factor Cable Loss Preamp Factor APos TPos Remark MHz dBuV/m dBuV/m dBuV dB/m dB dB cm deg 1 5700.00 109.88 ------ ------ 95.95 36.17 9.95 32.19 312 250 PEAK
Avg	Blank	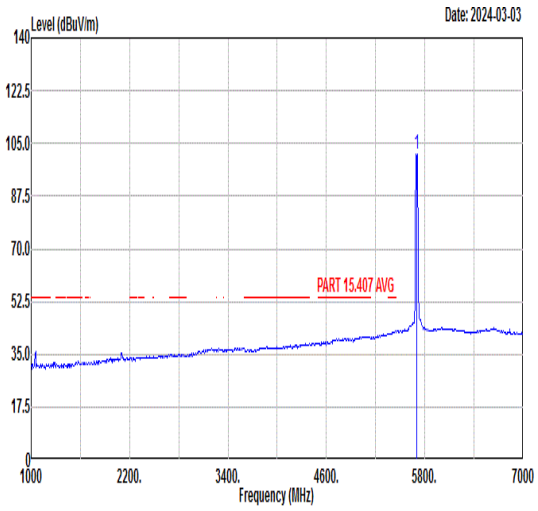 Freq Level Limit Line Margin (dB) Read Level Ant Factor Cable Loss Preamp Factor APos TPos Remark MHz dBuV/m dBuV/m dBuV dB/m dB dB cm deg 1 5700.00 101.62 ------ ------ 87.65 36.19 9.99 32.21 312 250 AVERAGE

Mode	71	
	Harmonic	
	U-NII-2C_5.47-5.725_802.11be EHT 20_CH140_Full RU_5700MHz	
ANT	5+7	
Pol.	Horizontal	Vertical
Peak Avg	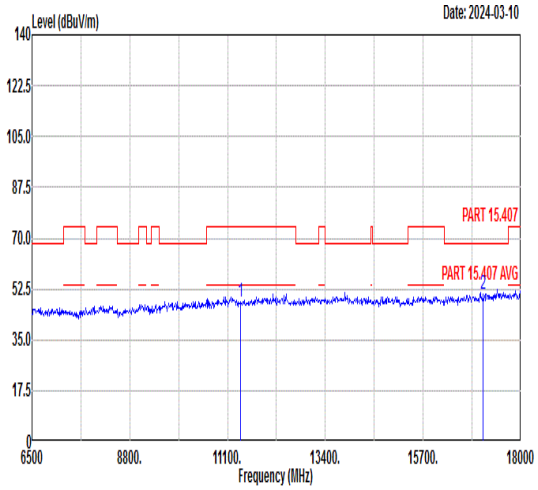 Freq Level Limit Line Margin Read Level Ant Factor Cable Loss Preamp Factor APos TPos Remark MHz dBuV/m dBuV/m dB dBuV dB/m dB dB cm deg 1 11400.00 48.25 74.00 -25.75 59.72 39.16 12.81 63.44 --- --- Peak 2 17100.00 50.56 68.30 -17.74 58.46 41.71 15.62 65.23 --- --- Peak	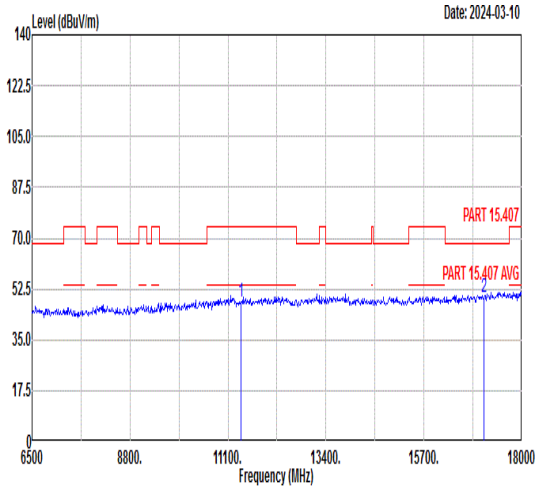 Freq Level Limit Line Margin Read Level Ant Factor Cable Loss Preamp Factor APos TPos Remark MHz dBuV/m dBuV/m dB dBuV dB/m dB dB cm deg 1 11400.00 48.29 74.00 -25.71 59.76 39.16 12.81 63.44 --- --- Peak 2 17100.00 49.81 68.30 -18.49 57.71 41.71 15.62 65.23 --- --- Peak

Mode	72	
	Band Edge - L	
	U-NII-1_5.15-5.25_802.11be EHT 40_CH38_Full RU_5190MHz	
ANT	5+7	
Pol.	Horizontal	Fundamental
Peak	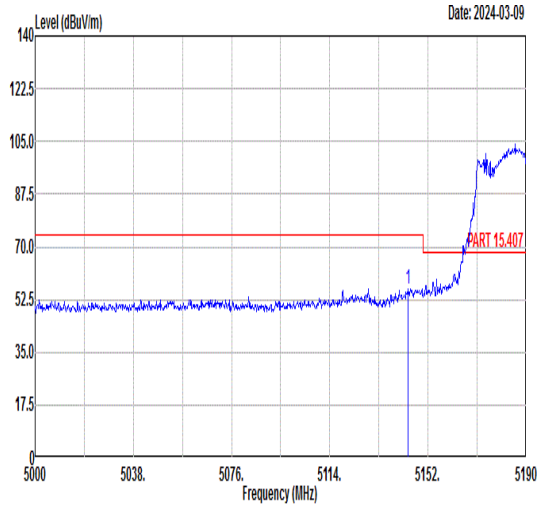 Freq Level Limit Line Margin Read Level Ant Factor Cable Loss Preamp Factor APos TPos Remark MHz dBuV/m dBuV/m dB dBuV dB/m dB dB cm deg 1 5144.21 55.98 74.00 -18.02 43.85 36.11 8.52 32.50 100 55 PEAK	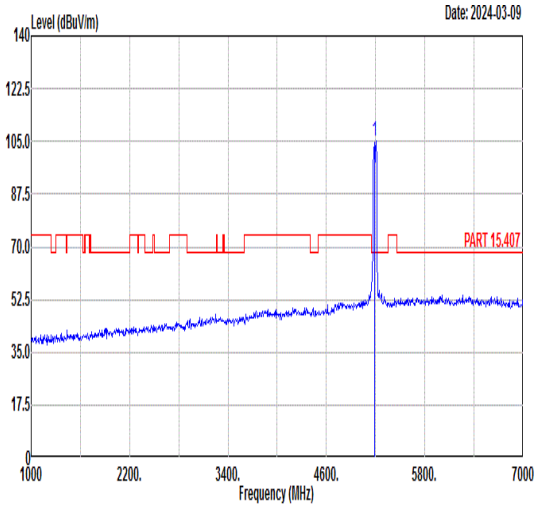 Freq Level Limit Line Margin Read Level Ant Factor Cable Loss Preamp Factor APos TPos Remark MHz dBuV/m dBuV/m dB dBuV dB/m dB dB cm deg 1 5190.00 105.32 ------ ------ 93.01 36.08 8.64 32.41 100 55 PEAK
Avg	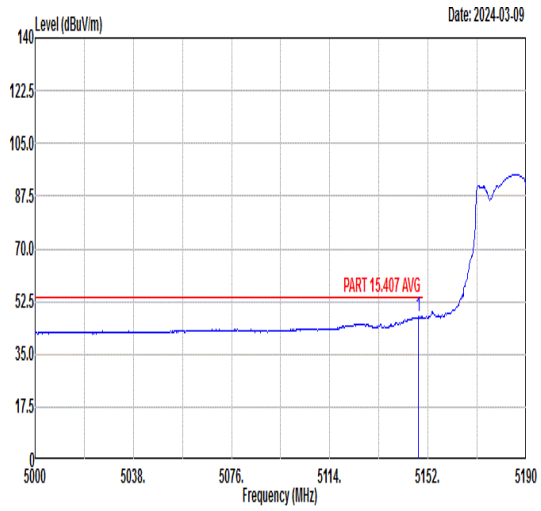 Freq Level Limit Line Margin Read Level Ant Factor Cable Loss Preamp Factor APos TPos Remark MHz dBuV/m dBuV/m dB dBuV dB/m dB dB cm deg 1 5148.39 47.43 54.00 -6.57 35.28 36.11 8.53 32.49 100 55 AVERAGE	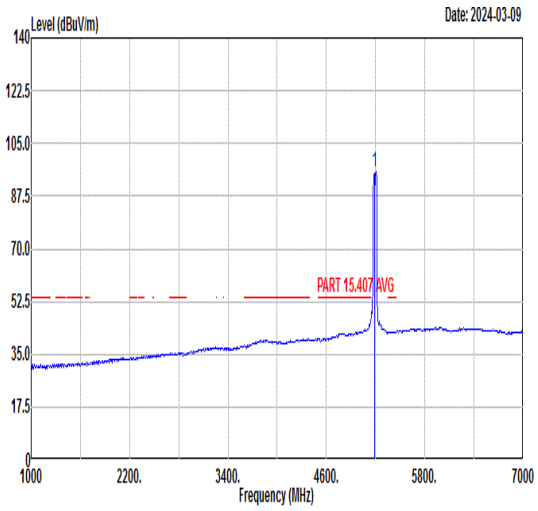 Freq Level Limit Line Margin Read Level Ant Factor Cable Loss Preamp Factor APos TPos Remark MHz dBuV/m dBuV/m dB dBuV dB/m dB dB cm deg 1 5190.00 95.73 ------ ------ 83.42 36.08 8.64 32.41 100 55 AVERAGE

Mode	72	
	Band Edge - R	
	U-NII-1_5.15-5.25_802.11be EHT 40_CH38_Full RU_5190MHz	
ANT	5+7	
Pol.	Horizontal	Fundamental
Peak	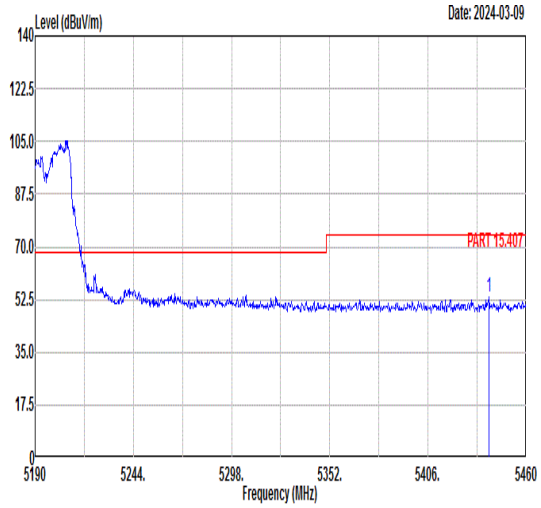 Freq Level Limit Line Margin Read Level Ant Factor Cable Loss Preamp Factor APos TPos Remark MHz dBuV/m dBuV/m dB dBuV dB/m dB dB cm deg 1 5439.48 53.20 74.00 -20.80 39.66 35.94 9.68 32.08 100 55 PEAK	Blank
Avg	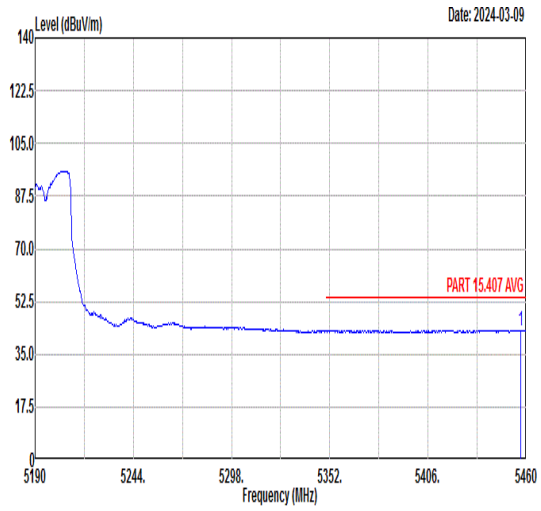 Freq Level Limit Line Margin Read Level Ant Factor Cable Loss Preamp Factor APos TPos Remark MHz dBuV/m dBuV/m dB dBuV dB/m dB dB cm deg 1 5456.76 42.93 54.00 -11.07 29.37 35.93 9.69 32.06 100 55 AVERAGE	Blank

Mode	72	
	Band Edge - L	
	U-NII-1_5.15-5.25_802.11be EHT 40_CH38_Full RU_5190MHz	
ANT	5+7	
Pol.	Vertical	Fundamental
Peak	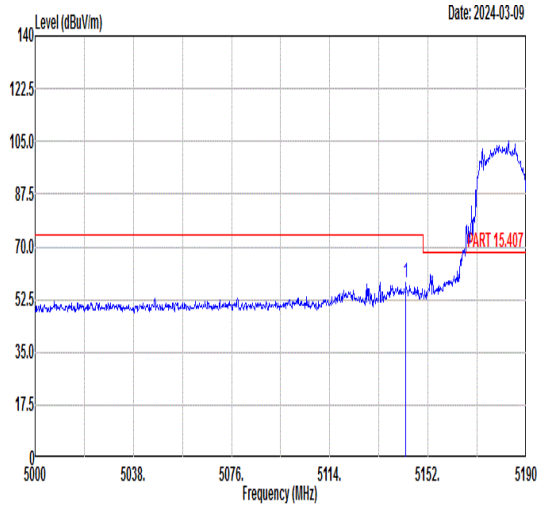 Freq Level Limit Line Margin Read Level Ant Factor Cable Loss Preamp Factor APos TPos Remark MHz dBuV/m dBuV/m dB dBuV dB/m dB dB cm deg 1 5143.45 58.00 74.00 -16.00 45.87 36.11 8.52 32.50 372 251 PEAK	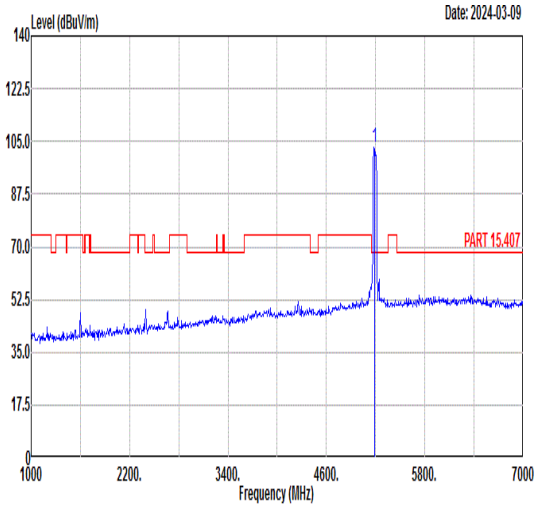 Freq Level Limit Line Margin Read Level Ant Factor Cable Loss Preamp Factor APos TPos Remark MHz dBuV/m dBuV/m dB dBuV dB/m dB dB cm deg 1 5190.00 103.03 ------ ------ 90.80 36.09 8.59 32.45 372 251 PEAK
Avg	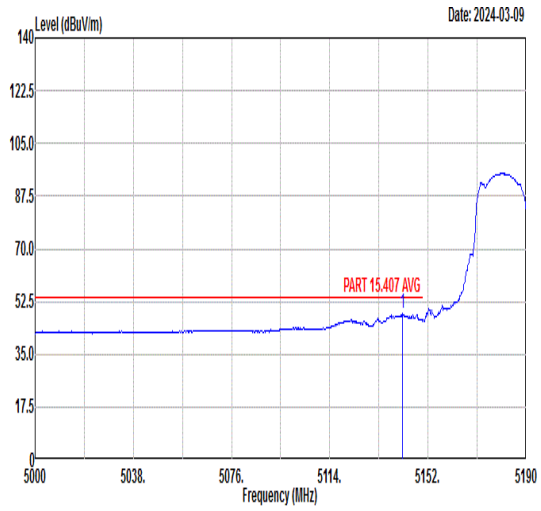 Freq Level Limit Line Margin Read Level Ant Factor Cable Loss Preamp Factor APos TPos Remark MHz dBuV/m dBuV/m dB dBuV dB/m dB dB cm deg 1 5142.12 48.48 54.00 -5.52 36.35 36.11 8.52 32.50 372 251 AVERAGE	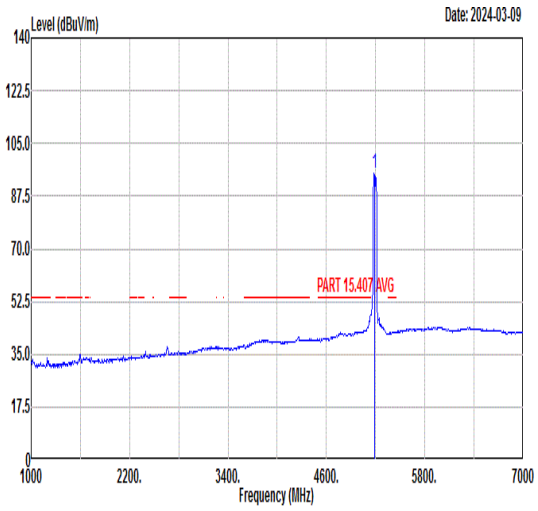 Freq Level Limit Line Margin Read Level Ant Factor Cable Loss Preamp Factor APos TPos Remark MHz dBuV/m dBuV/m dB dBuV dB/m dB dB cm deg 1 5190.00 95.18 ------ ------ 82.95 36.09 8.59 32.45 372 251 AVERAGE

Mode	72	
	Band Edge - R	
	U-NII-1_5.15-5.25_802.11be EHT 40_CH38_Full RU_5190MHz	
ANT	5+7	
Pol.	Vertical	Fundamental
Peak	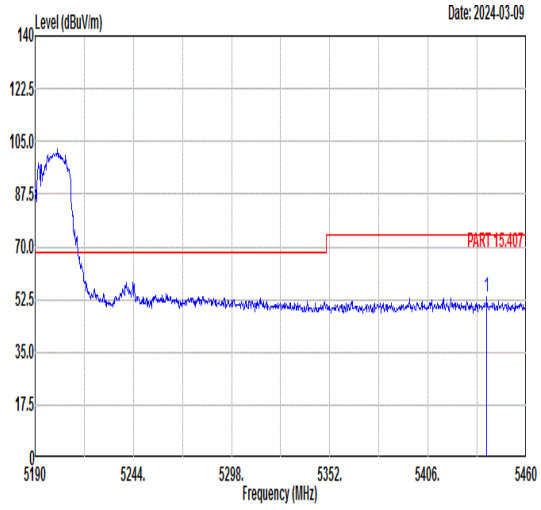 Limit Read Ant Cable Preamp APos TPos Freq Level Line Margin Level Factor Loss Factor Remark MHz dBuV/m dBuV/m dB dBuV dB/m dB dB cm deg 1 5438.40 53.27 74.00 -20.73 39.74 35.94 9.68 32.09 372 251 PEAK	Blank
Avg	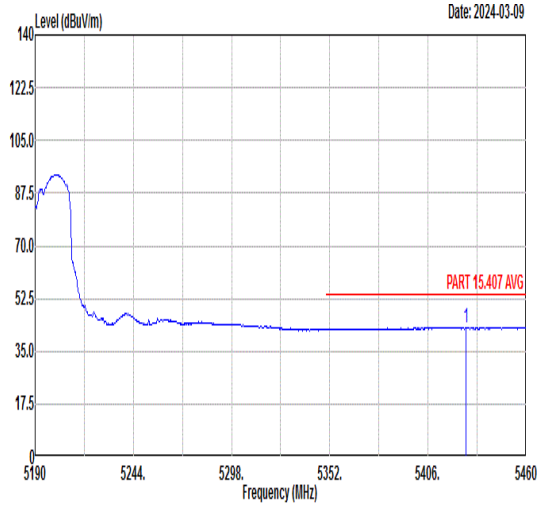 Limit Read Ant Cable Preamp APos TPos Freq Level Line Margin Level Factor Loss Factor Remark MHz dBuV/m dBuV/m dB dBuV dB/m dB dB cm deg 1 5427.06 43.03 54.00 -10.97 29.52 35.94 9.67 32.10 372 251 AVERAGE	Blank

Mode	73	
	Band Edge - L	
	U-NII-1_5.15-5.25_802.11be EHT 40_CH46_Full RU_5230MHz	
ANT	5+7	
Pol.	Horizontal	Fundamental
Peak	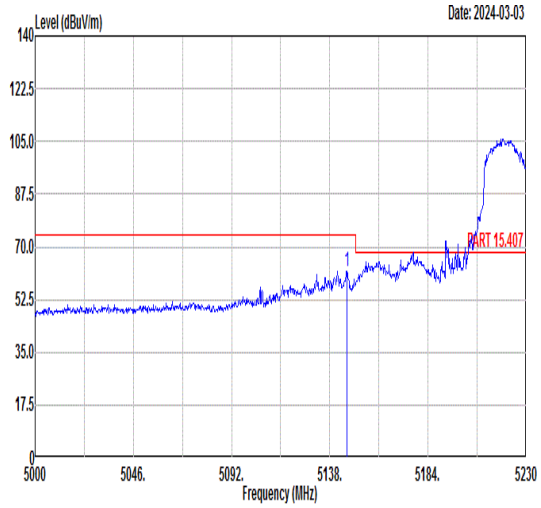 Freq Level Limit Line Margin Read Level Ant Factor Cable Loss Preamp Factor APos TPos Remark MHz dBuV/m dBuV/m dB dBuV dB/m dB dB cm deg 1 5146.05 62.04 74.00 -11.96 49.90 36.11 8.53 32.50 100 302 PEAK	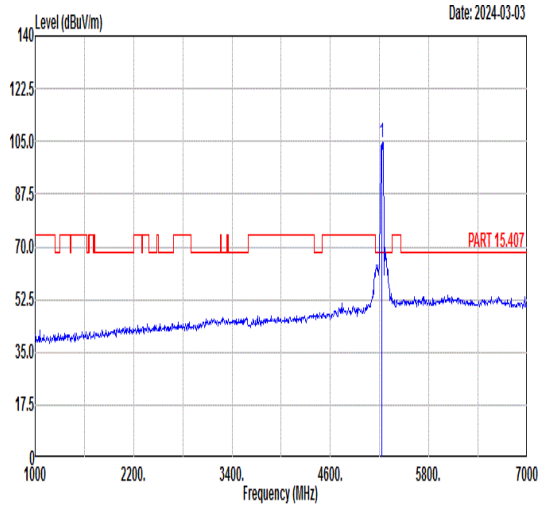 Freq Level Limit Line Margin Read Level Ant Factor Cable Loss Preamp Factor APos TPos Remark MHz dBuV/m dBuV/m dB dBuV dB/m dB dB cm deg 1 5230.00 104.67 ------ ------ 92.17 36.05 8.81 32.36 100 302 PEAK
Avg	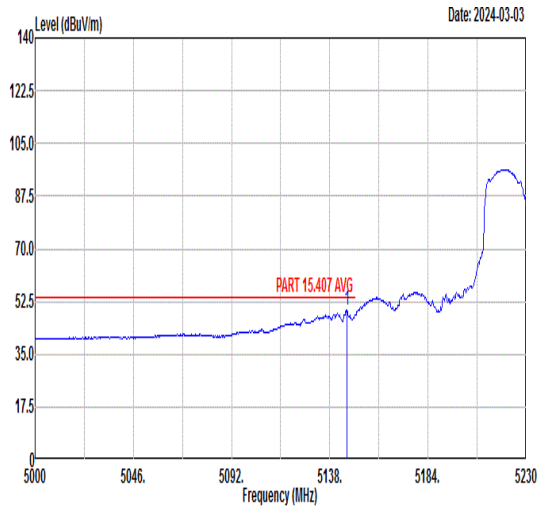 Freq Level Limit Line Margin Read Level Ant Factor Cable Loss Preamp Factor APos TPos Remark MHz dBuV/m dBuV/m dB dBuV dB/m dB dB cm deg 1 5146.05 49.57 54.00 -4.43 37.43 36.11 8.53 32.50 100 302 AVERAGE	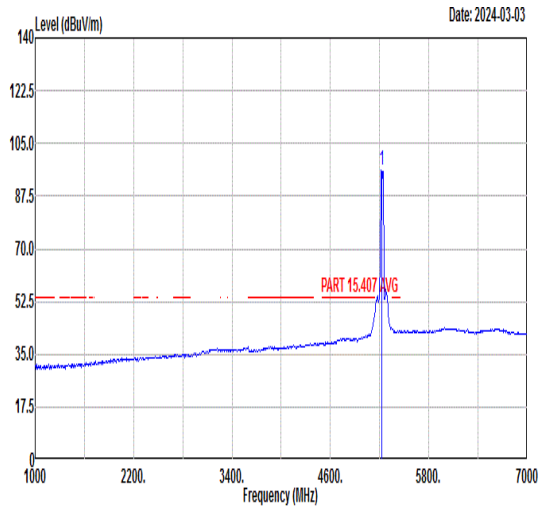 Freq Level Limit Line Margin Read Level Ant Factor Cable Loss Preamp Factor APos TPos Remark MHz dBuV/m dBuV/m dB dBuV dB/m dB dB cm deg 1 5230.00 95.89 ------ ------ 83.53 36.07 8.68 32.39 100 302 AVERAGE

Mode	73	
	Band Edge - R	
	U-NII-1_5.15-5.25_802.11be EHT 40_CH46_Full RU_5230MHz	
ANT	5+7	
Pol.	Horizontal	Fundamental
Peak	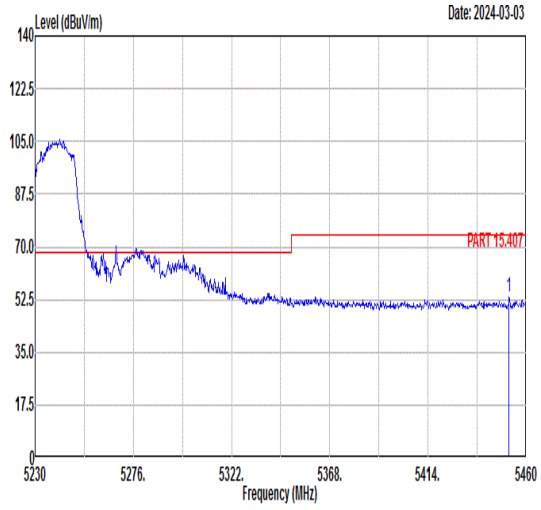 Freq Level Limit Line Margin Read Level Ant Factor Cable Loss Preamp Factor APos TPos Remark MHz dBuV/m dBuV/m dB dBuV dB/m dB dB cm deg 1 5451.95 53.13 74.00 -20.87 39.59 35.93 9.68 32.07 100 302 PEAK	Blank
Avg	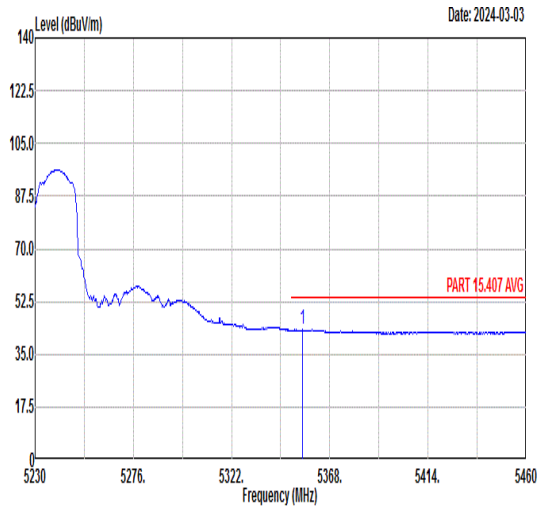 Freq Level Limit Line Margin Read Level Ant Factor Cable Loss Preamp Factor APos TPos Remark MHz dBuV/m dBuV/m dB dBuV dB/m dB dB cm deg 1 5355.35 43.11 54.00 -10.89 29.93 35.99 9.39 32.20 100 302 AVERAGE	Blank

Mode	73	
	Band Edge - L	
	U-NII-1_5.15-5.25_802.11be EHT 40_CH46_Full RU_5230MHz	
ANT	5+7	
Pol.	Vertical	Fundamental
Peak	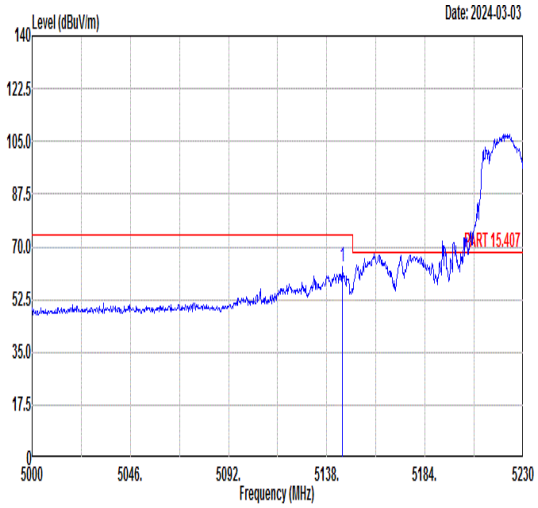 Limit Read Ant Cable Preamp APos TPos Freq Level Line Margin Level Factor Loss Factor Remark MHz dBuV/m dBuV/m dB dBuV dB/m dB dB cm deg 1 5145.36 63.36 74.00 -10.64 51.22 36.11 8.53 32.50 345 255 PEAK	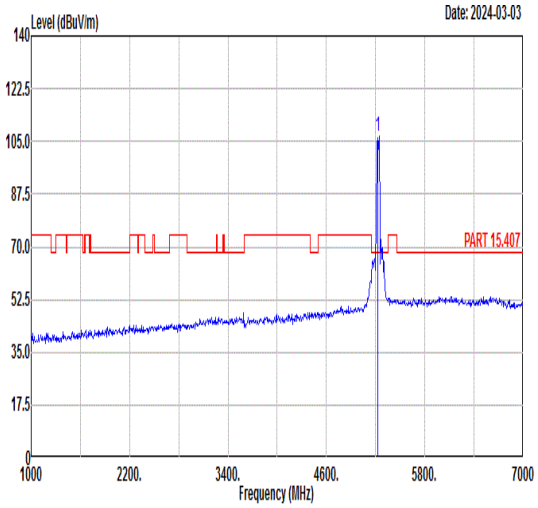 Limit Read Ant Cable Preamp APos TPos Freq Level Line Margin Level Factor Loss Factor Remark MHz dBuV/m dBuV/m dB dBuV dB/m dB dB cm deg 1 5230.00 106.54 ------ ------ 94.04 36.05 8.81 32.36 345 255 PEAK
Avg	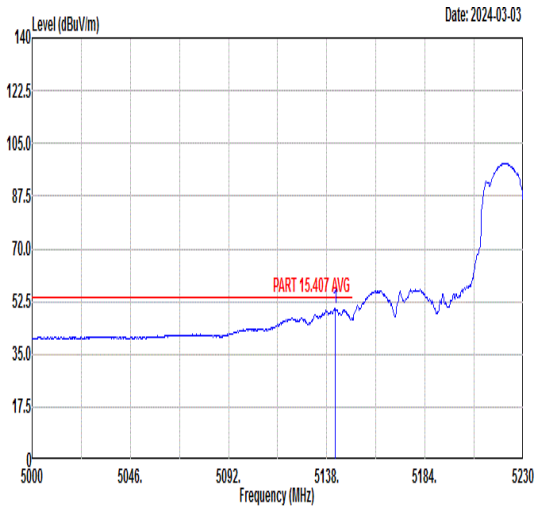 Limit Read Ant Cable Preamp APos TPos Freq Level Line Margin Level Factor Loss Factor Remark MHz dBuV/m dBuV/m dB dBuV dB/m dB dB cm deg 1 5141.91 50.39 54.00 -3.61 38.26 36.11 8.52 32.50 345 255 AVERAGE	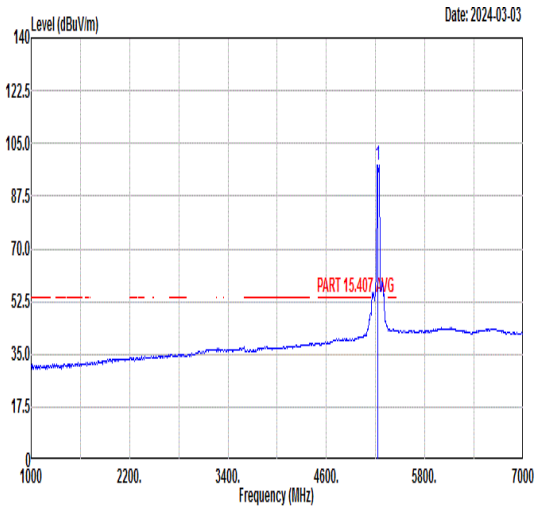 Limit Read Ant Cable Preamp APos TPos Freq Level Line Margin Level Factor Loss Factor Remark MHz dBuV/m dBuV/m dB dBuV dB/m dB dB cm deg 1 5230.00 97.90 ------ ------ 85.51 36.07 8.71 32.39 345 255 AVERAGE

Mode	73	
	Band Edge - R	
	U-NII-1_5.15-5.25_802.11be EHT 40_CH46_Full RU_5230MHz	
ANT	5+7	
Pol.	Vertical	Fundamental
Peak	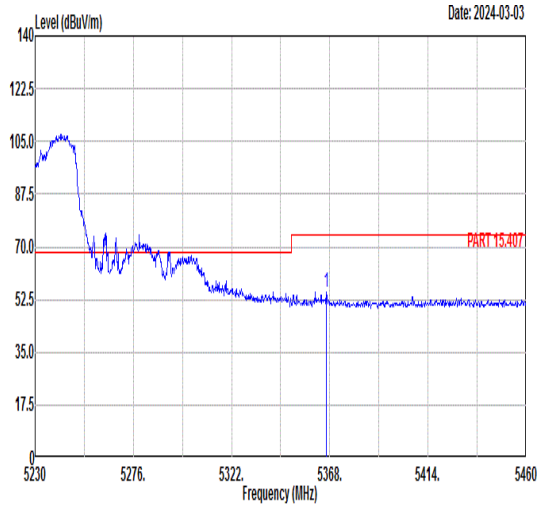 Freq Level Limit Line Margin Read Level Ant Factor Cable Loss Preamp Factor APos TPos Remark MHz dBuV/m dBuV/m dB dBuV dB/m dB dB cm deg 1 5366.39 54.97 74.00 -19.03 41.73 35.98 9.45 32.19 345 255 PEAK	Blank
Avg	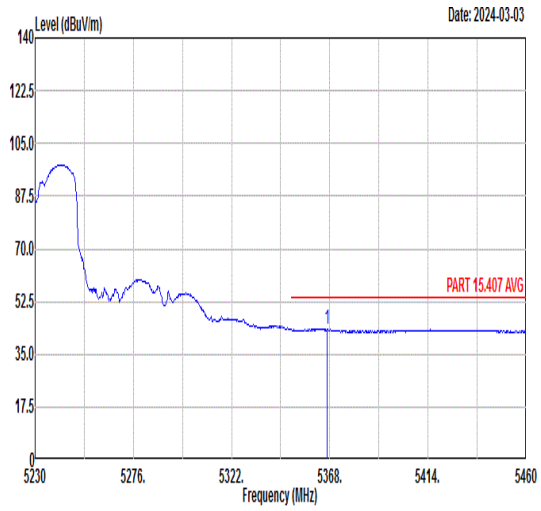 Freq Level Limit Line Margin Read Level Ant Factor Cable Loss Preamp Factor APos TPos Remark MHz dBuV/m dBuV/m dB dBuV dB/m dB dB cm deg 1 5366.85 43.37 54.00 -10.63 30.13 35.98 9.45 32.19 345 255 AVERAGE	Blank

Mode	74	
	Band Edge - L	
	U-NII-2A_5.25-5.35_802.11be EHT 40_CH54_Full RU_5270MHz	
ANT	5+7	
Pol.	Horizontal	Fundamental
Peak	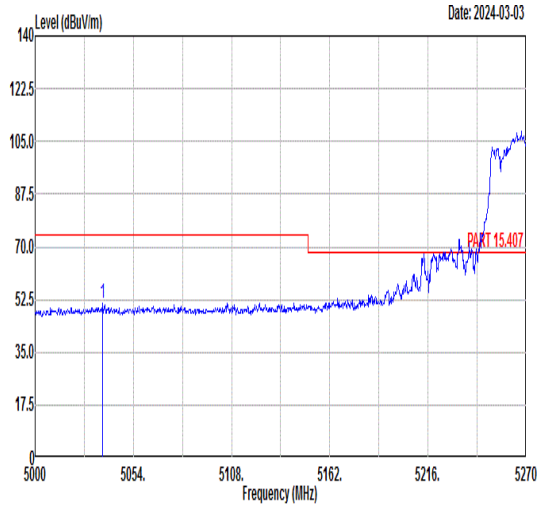 Freq Level Limit Line Margin Read Level Ant Factor Cable Loss Preamp Factor APos TPos Remark MHz dBuV/m dBuV/m dB dBuV dB/m dB dB cm deg 1 5037.26 51.19 74.00 -22.81 39.33 36.18 8.33 32.65 100 60 PEAK	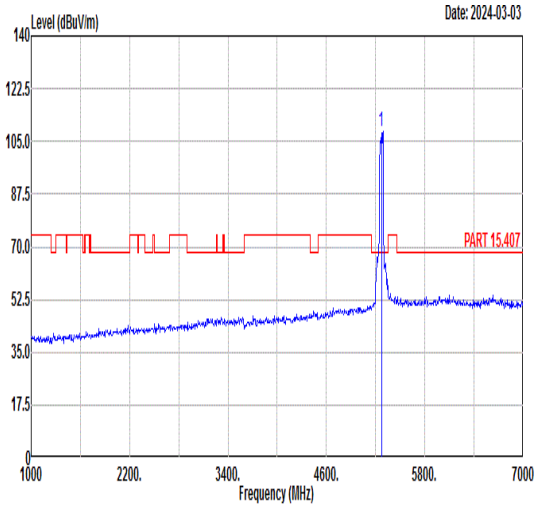 Freq Level Limit Line Margin Read Level Ant Factor Cable Loss Preamp Factor APos TPos Remark MHz dBuV/m dBuV/m dB dBuV dB/m dB dB cm deg 1 5270.00 108.10 ------ ------ 95.31 36.03 9.05 32.29 100 60 PEAK
Avg	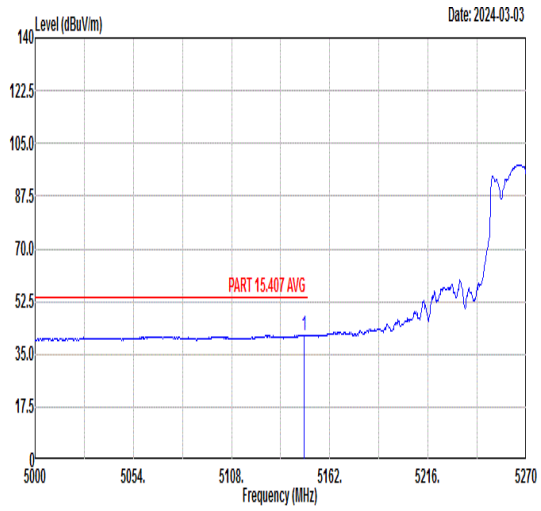 Freq Level Limit Line Margin Read Level Ant Factor Cable Loss Preamp Factor APos TPos Remark MHz dBuV/m dBuV/m dB dBuV dB/m dB dB cm deg 1 5147.96 41.43 54.00 -12.57 29.28 36.11 8.53 32.49 100 60 AVERAGE	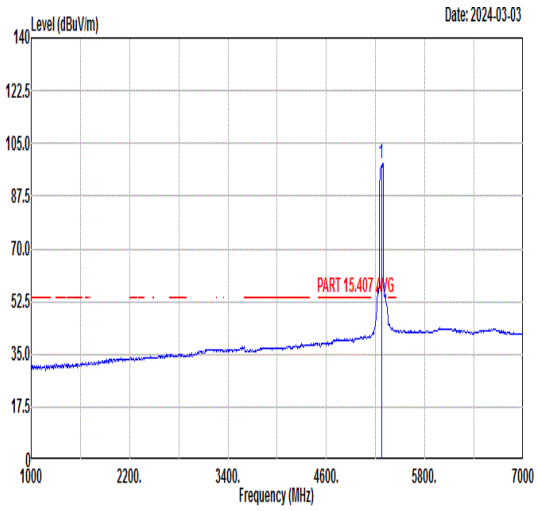 Freq Level Limit Line Margin Read Level Ant Factor Cable Loss Preamp Factor APos TPos Remark MHz dBuV/m dBuV/m dB dBuV dB/m dB dB cm deg 1 5270.00 98.16 ------ ------ 85.41 36.03 9.02 32.30 100 60 AVERAGE

Mode	74	
	Band Edge - R	
	U-NII-2A_5.25-5.35_802.11be EHT 40_CH54_Full RU_5270MHz	
ANT	5+7	
Pol.	Horizontal	Fundamental
Peak	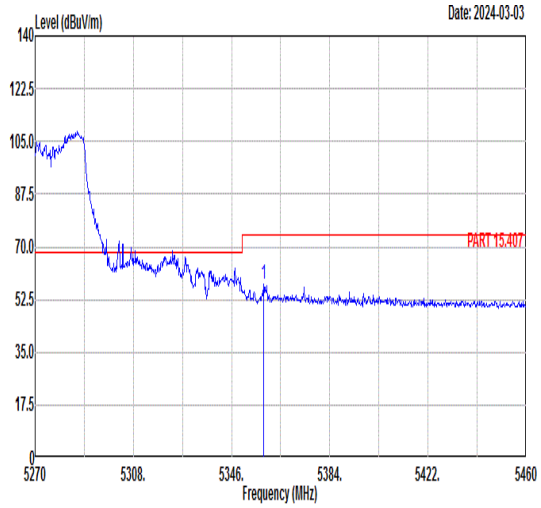 Freq Level Limit Line Margin Read Level Ant Factor Cable Loss Preamp Factor APos TPos Remark MHz dBuV/m dBuV/m dB dBuV dB/m dB dB cm deg 1 5358.35 57.46 74.00 -16.54 44.27 35.98 9.41 32.20 100 60 PEAK	Blank
Avg	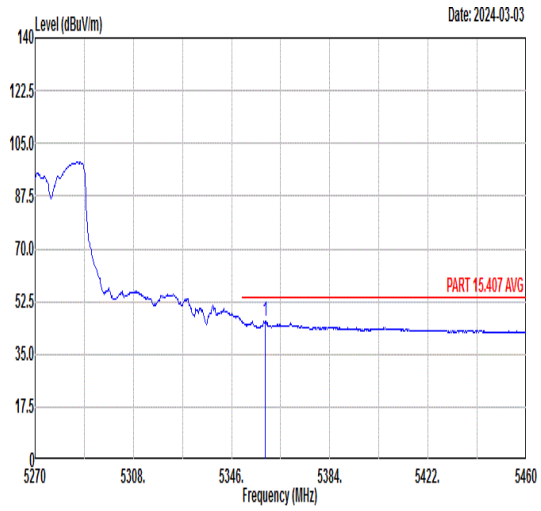 Freq Level Limit Line Margin Read Level Ant Factor Cable Loss Preamp Factor APos TPos Remark MHz dBuV/m dBuV/m dB dBuV dB/m dB dB cm deg 1 5358.92 46.07 54.00 -7.93 32.88 35.98 9.41 32.20 100 60 AVERAGE	Blank

Mode	74	
	Band Edge - L	
	U-NII-2A_5.25-5.35_802.11be EHT 40_CH54_Full RU_5270MHz	
ANT	5+7	
Pol.	Vertical	Fundamental
Peak	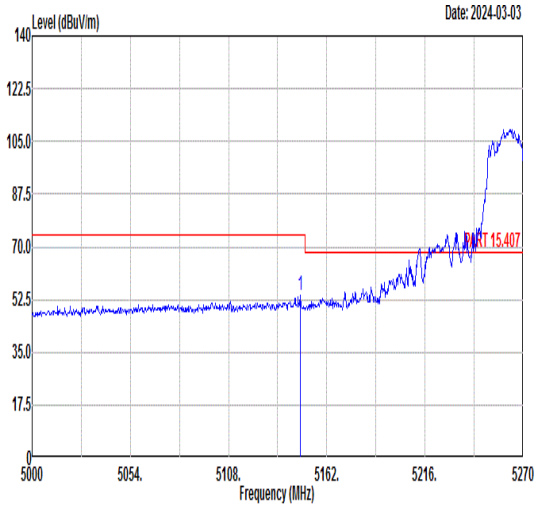 Freq Level Limit Line Margin Read Level Ant Factor Cable Loss Preamp Factor APos TPos Remark MHz dBuV/m dBuV/m dB dBuV dB/m dB dB cm deg 1 5147.42 53.76 74.00 -20.24 41.61 36.11 8.53 32.49 352 255 PEAK	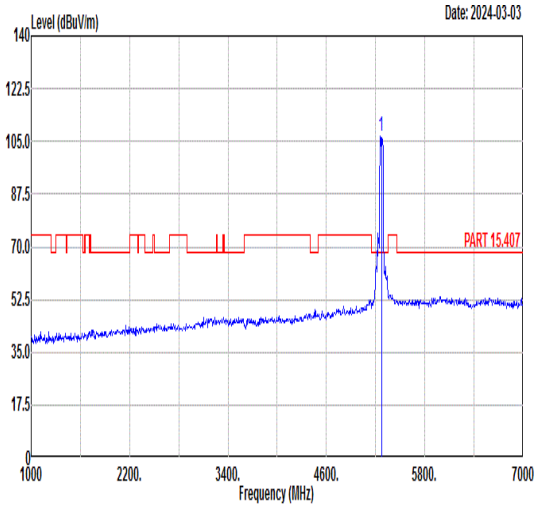 Freq Level Limit Line Margin Read Level Ant Factor Cable Loss Preamp Factor APos TPos Remark MHz dBuV/m dBuV/m dB dBuV dB/m dB dB cm deg 1 5270.00 106.48 ------ ------ 93.88 36.04 8.90 32.34 352 255 PEAK
Avg	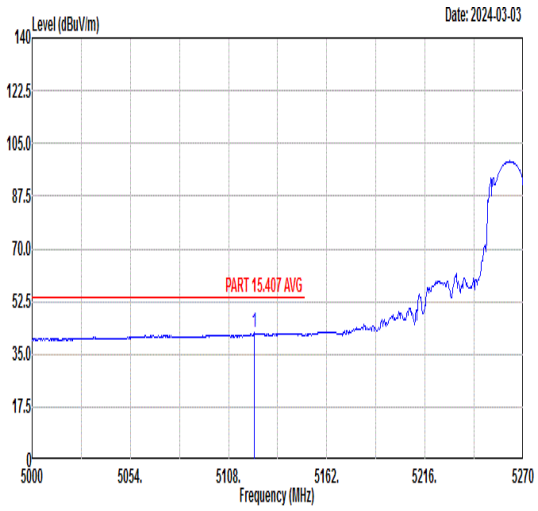 Freq Level Limit Line Margin Read Level Ant Factor Cable Loss Preamp Factor APos TPos Remark MHz dBuV/m dBuV/m dB dBuV dB/m dB dB cm deg 1 5122.31 42.01 54.00 -11.99 29.93 36.13 8.48 32.53 352 255 AVERAGE	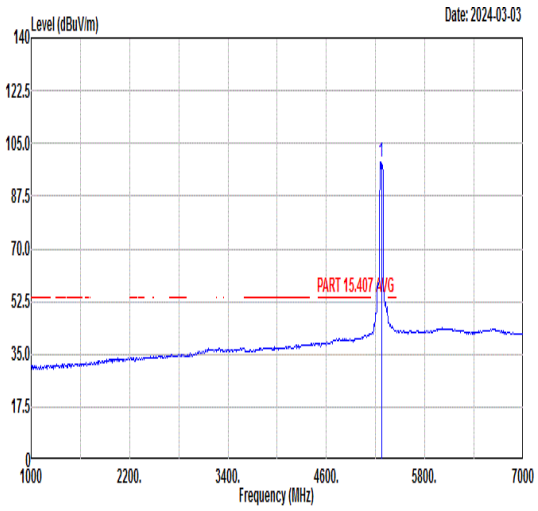 Freq Level Limit Line Margin Read Level Ant Factor Cable Loss Preamp Factor APos TPos Remark MHz dBuV/m dBuV/m dB dBuV dB/m dB dB cm deg 1 5270.00 98.70 ------ ------ 86.10 36.04 8.90 32.34 352 255 AVERAGE

Mode	74	
	Band Edge - R	
	U-NII-2A_5.25-5.35_802.11be EHT 40_CH54_Full RU_5270MHz	
ANT	5+7	
Pol.	Vertical	Fundamental
Peak	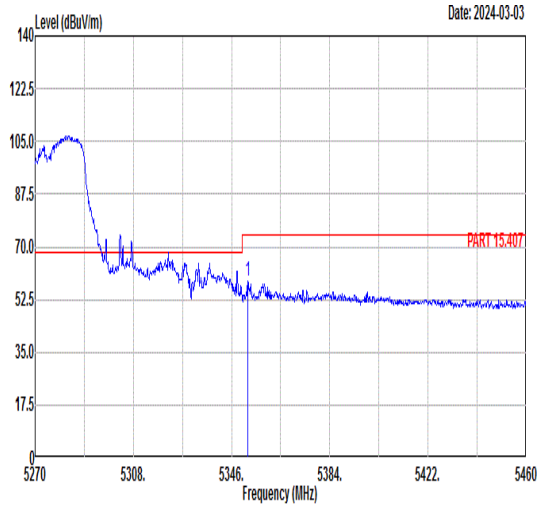 Freq Level Limit Line Margin Read Level Ant Factor Cable Loss Preamp Factor APos TPos Remark MHz dBuV/m dBuV/m dB dBuV dB/m dB dB cm deg 1 5352.27 58.45 74.00 -15.55 45.29 35.99 9.38 32.21 352 255 PEAK	Blank
Avg	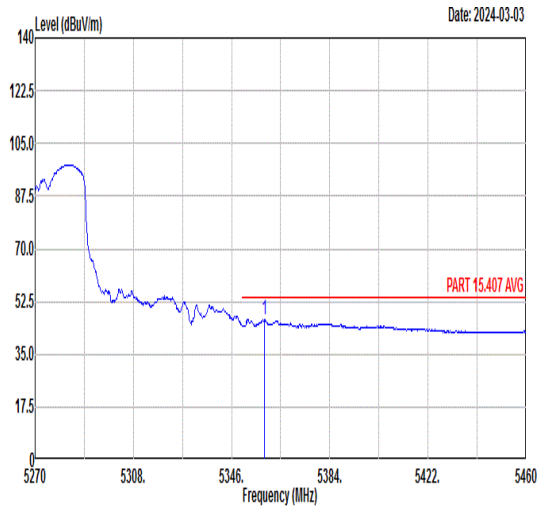 Freq Level Limit Line Margin Read Level Ant Factor Cable Loss Preamp Factor APos TPos Remark MHz dBuV/m dBuV/m dB dBuV dB/m dB dB cm deg 1 5358.73 46.73 54.00 -7.27 33.54 35.98 9.41 32.20 352 255 AVERAGE	Blank

Mode	75	
	Band Edge - L	
	U-NII-2A_5.25-5.35_802.11be EHT 40_CH62_Full RU_5310MHz	
ANT	5+7	
Pol.	Horizontal	Fundamental
Peak	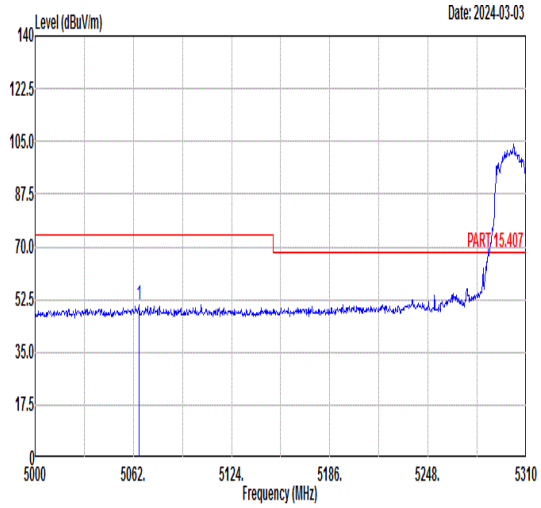 Freq Level Limit Line Margin Read Level Ant Factor Cable Loss Preamp Factor APos TPos Remark MHz dBuV/m dBuV/m dB dBuV dB/m dB dB cm deg 1 5065.72 50.85 74.00 -23.15 38.92 36.16 8.38 32.61 100 301 PEAK	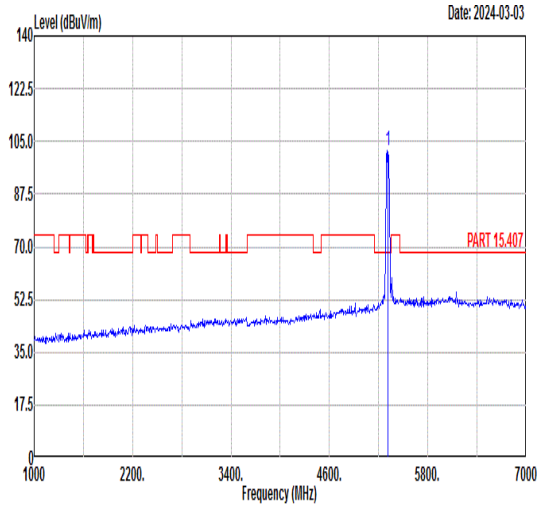 Freq Level Limit Line Margin Read Level Ant Factor Cable Loss Preamp Factor APos TPos Remark MHz dBuV/m dBuV/m dB dBuV dB/m dB dB cm deg 1 5310.00 102.09 ------ ------ 89.23 36.02 9.12 32.28 100 301 PEAK
Avg	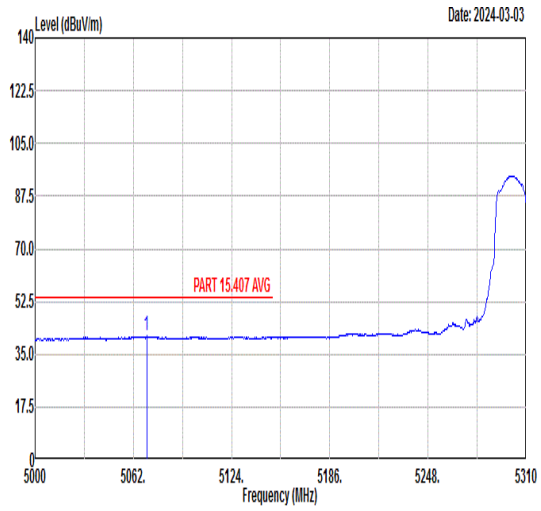 Freq Level Limit Line Margin Read Level Ant Factor Cable Loss Preamp Factor APos TPos Remark MHz dBuV/m dBuV/m dB dBuV dB/m dB dB cm deg 1 5070.37 40.99 54.00 -13.01 29.04 36.16 8.39 32.60 100 301 AVERAGE	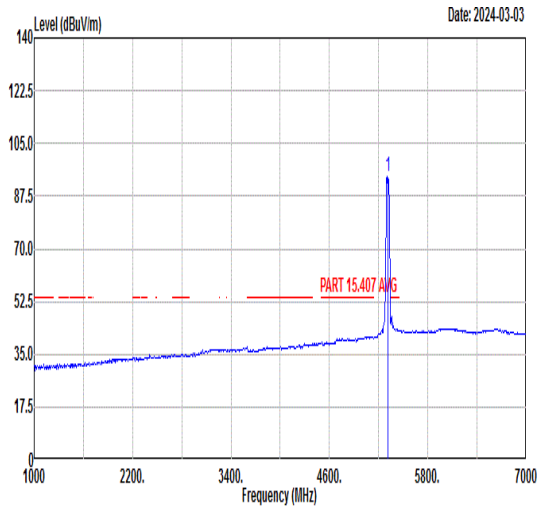 Freq Level Limit Line Margin Read Level Ant Factor Cable Loss Preamp Factor APos TPos Remark MHz dBuV/m dBuV/m dB dBuV dB/m dB dB cm deg 1 5310.00 93.87 ------ ------ 81.01 36.02 9.12 32.28 100 301 AVERAGE

Mode	75	
	Band Edge - R	
	U-NII-2A_5.25-5.35_802.11be EHT 40_CH62_Full RU_5310MHz	
ANT	5+7	
Pol.	Horizontal	Fundamental
Peak	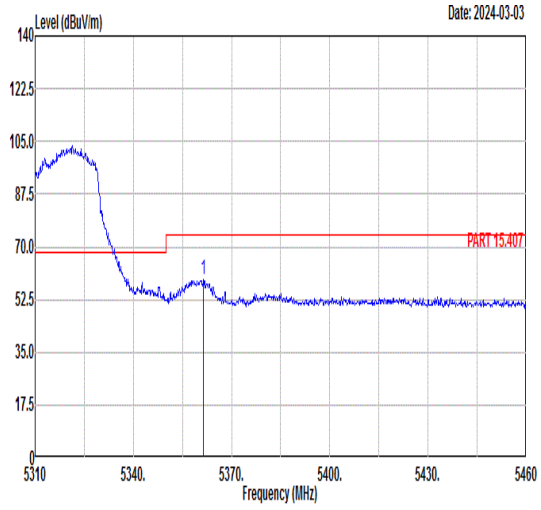 Freq Level Limit Line Margin Read Level Ant Factor Cable Loss Preamp Factor APos TPos Remark MHz dBuV/m dBuV/m dB dBuV dB/m dB dB cm deg 1 5361.45 59.13 74.00 -14.87 45.92 35.98 9.42 32.19 100 301 PEAK	Blank
Avg	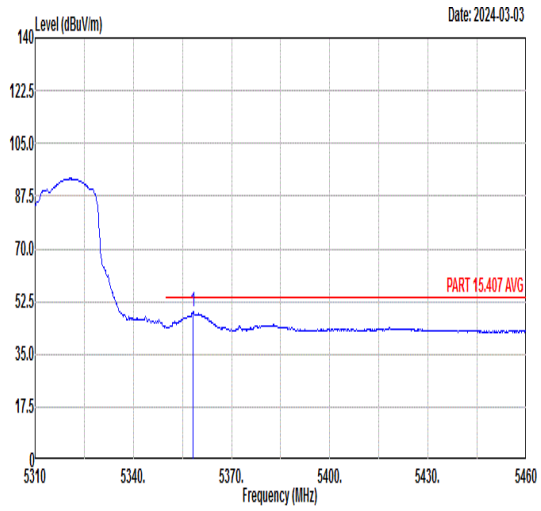 Freq Level Limit Line Margin Read Level Ant Factor Cable Loss Preamp Factor APos TPos Remark MHz dBuV/m dBuV/m dB dBuV dB/m dB dB cm deg 1 5358.30 49.00 54.00 -5.00 35.80 35.99 9.41 32.20 100 301 AVERAGE	Blank

Mode	75	
	Band Edge - L	
	U-NII-2A_5.25-5.35_802.11be EHT 40_CH62_Full RU_5310MHz	
ANT	5+7	
Pol.	Vertical	Fundamental
Peak	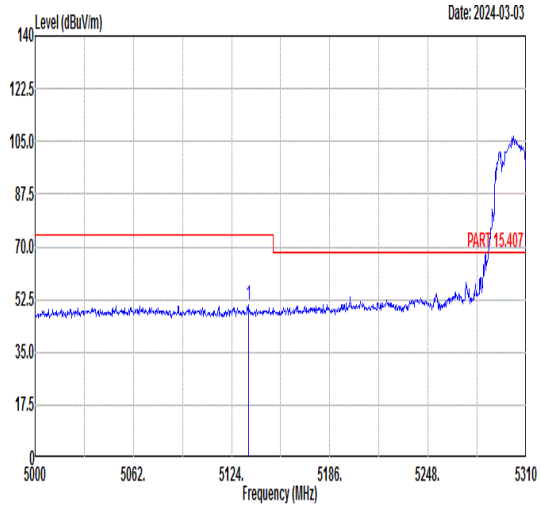 Freq Level Limit Line Margin Read Level Ant Factor Cable Loss Preamp Factor APos TPos Remark MHz dBuV/m dBuV/m dB dBuV dB/m dB dB cm deg 1 5134.85 50.51 74.00 -23.49 38.39 36.12 8.51 32.51 303 262 PEAK	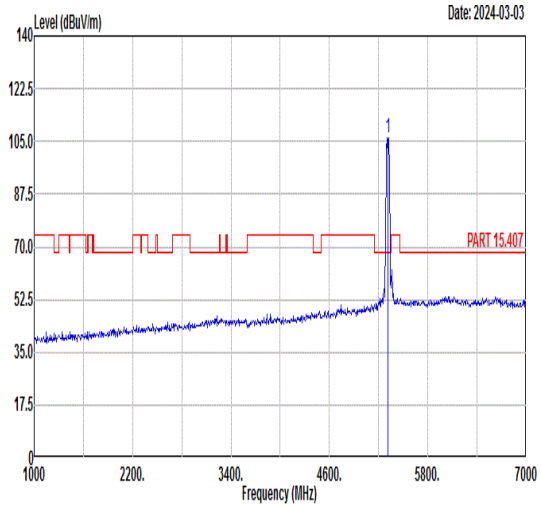 Freq Level Limit Line Margin Read Level Ant Factor Cable Loss Preamp Factor APos TPos Remark MHz dBuV/m dBuV/m dB dBuV dB/m dB dB cm deg 1 5310.00 106.21 ------ ------ 93.24 36.01 9.21 32.25 303 262 PEAK
Avg	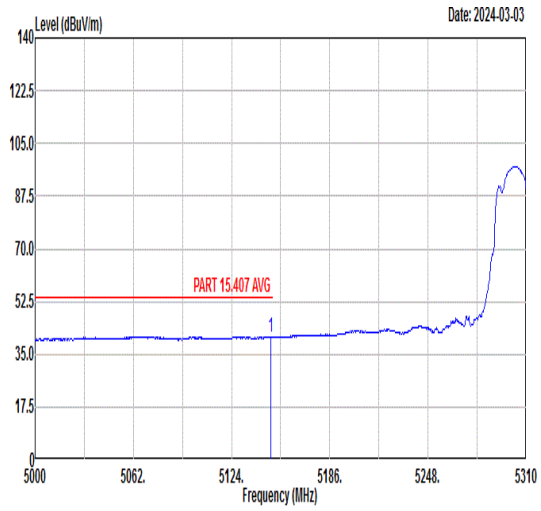 Freq Level Limit Line Margin Read Level Ant Factor Cable Loss Preamp Factor APos TPos Remark MHz dBuV/m dBuV/m dB dBuV dB/m dB dB cm deg 1 5148.80 40.81 54.00 -13.19 28.66 36.11 8.53 32.49 303 262 AVERAGE	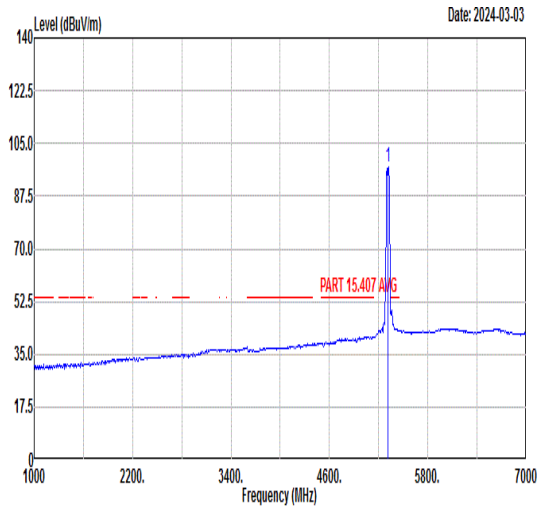 Freq Level Limit Line Margin Read Level Ant Factor Cable Loss Preamp Factor APos TPos Remark MHz dBuV/m dBuV/m dB dBuV dB/m dB dB cm deg 1 5310.00 96.99 ------ ------ 83.99 36.00 9.24 32.24 303 262 AVERAGE

Mode	75	
	Band Edge - R	
	U-NII-2A_5.25-5.35_802.11be EHT 40_CH62_Full RU_5310MHz	
ANT	5+7	
Pol.	Vertical	Fundamental
Peak	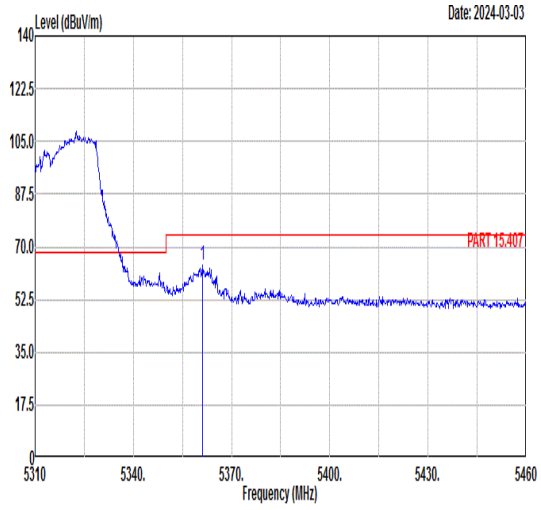 Freq Level Limit Line Margin Read Level Ant Factor Cable Loss Preamp Factor APos TPos Remark MHz dBuV/m dBuV/m dB dBuV dB/m dB dB cm deg 1 5361.15 63.82 74.00 -10.18 50.61 35.98 9.42 32.19 303 262 PEAK	Blank
Avg	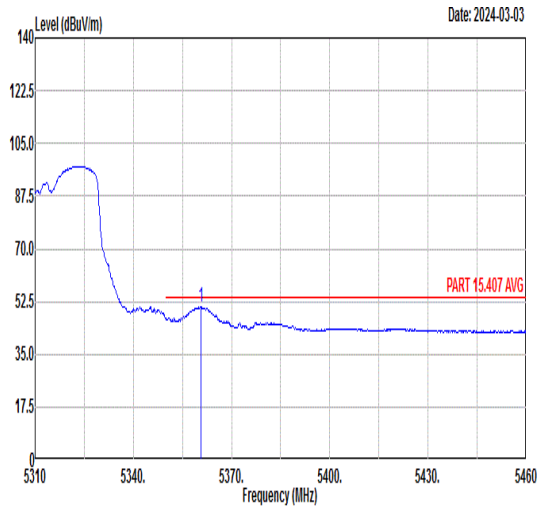 Freq Level Limit Line Margin Read Level Ant Factor Cable Loss Preamp Factor APos TPos Remark MHz dBuV/m dBuV/m dB dBuV dB/m dB dB cm deg 1 5360.55 50.65 54.00 -3.35 37.45 35.98 9.42 32.20 303 262 AVERAGE	Blank

Mode	76
	Band Edge - L
	U-NII-2C_5.47-5.725_802.11be EHT 40_CH102_Full RU_5510MHz
ANT	5+7

Pol.	Horizontal	Fundamental
Peak	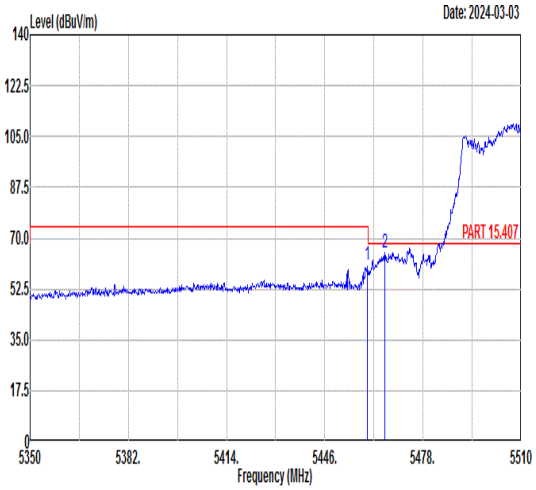 Freq Level Limit Line Margin Read Level Ant Factor Cable Loss Preamp Factor APos TPos Remark MHz dBuV/m dBuV/m dB dBuV dB/m dB dB cm deg 1 5459.76 60.86 74.00 -13.14 47.31 35.92 9.69 32.06 100 58 PEAK 2 5465.52 64.92 68.30 -3.38 51.36 35.92 9.69 32.05 100 58 PEAK	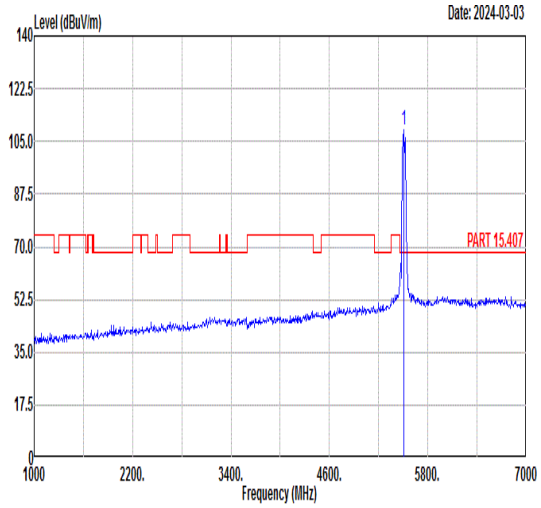 Freq Level Limit Line Margin Read Level Ant Factor Cable Loss Preamp Factor APos TPos Remark MHz dBuV/m dBuV/m dB dBuV dB/m dB dB cm deg 1 5510.00 108.84 ------ ------ 95.22 35.92 9.71 32.01 100 58 PEAK
Avg	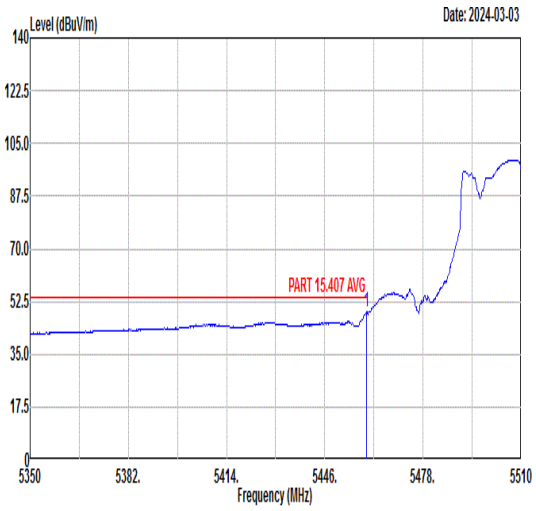 Freq Level Limit Line Margin Read Level Ant Factor Cable Loss Preamp Factor APos TPos Remark MHz dBuV/m dBuV/m dB dBuV dB/m dB dB cm deg 1 5459.60 49.05 54.00 -4.95 35.50 35.92 9.69 32.06 100 58 AVERAGE	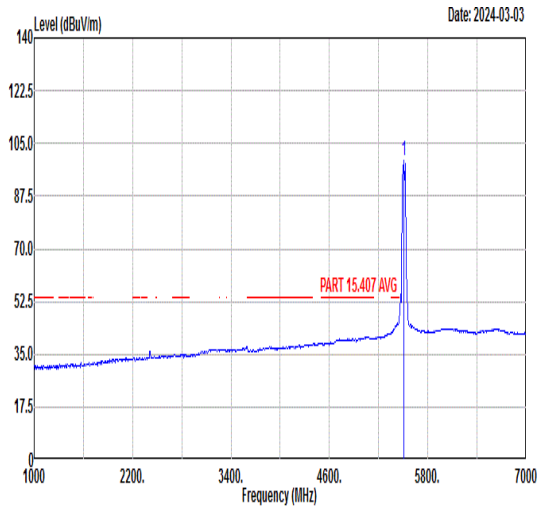 Freq Level Limit Line Margin Read Level Ant Factor Cable Loss Preamp Factor APos TPos Remark MHz dBuV/m dBuV/m dB dBuV dB/m dB dB cm deg 1 5510.00 99.14 ------ ------ 85.53 35.91 9.71 32.01 100 58 AVERAGE

Mode	76	
	Band Edge - R	
	U-NII-2C_5.47-5.725_802.11be EHT 40_CH102_Full RU_5510MHz	
ANT	5+7	
Pol.	Horizontal	Fundamental
Peak	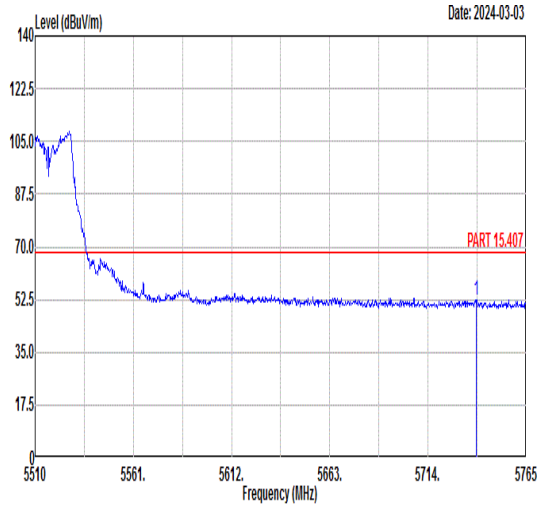 Freq Level Limit Line Margin Read Level Ant Factor Cable Loss Preamp Factor APos TPos Remark MHz dBuV/m dBuV/m dB dBuV dB/m dB dB cm deg 1 5739.25 52.40 68.30 -15.90 38.36 36.23 10.05 32.24 100 58 PEAK	Blank

Mode	76
	Band Edge - L
	U-NII-2C_5.47-5.725_802.11be EHT 40_CH102_Full RU_5510MHz
ANT	5+7

Pol.	Vertical	Fundamental
Peak	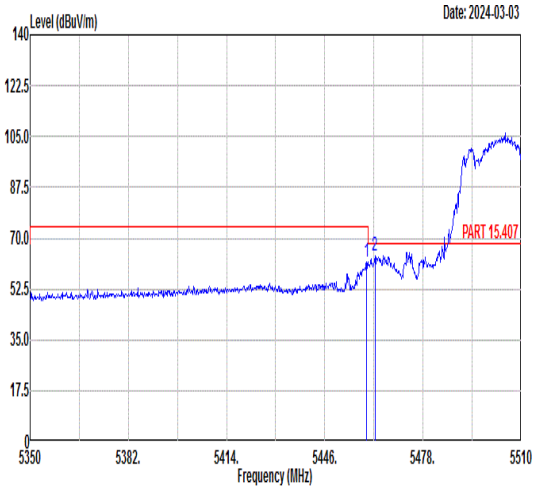 Freq Level Limit Line Margin Read Level Ant Factor Cable Loss Preamp Factor APos TPos Remark MHz dBuV/m dBuV/m dB dBuV dB/m dB dB cm deg 1 5459.60 61.83 74.00 -12.17 48.28 35.92 9.69 32.06 309 257 PEAK 2 5462.32 64.02 68.30 -4.28 50.46 35.92 9.69 32.05 309 257 PEAK	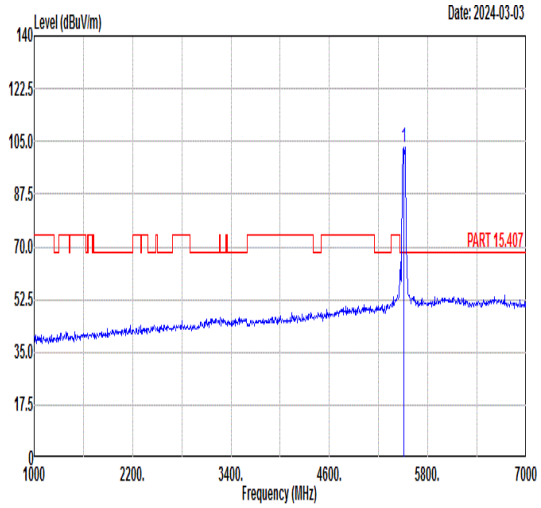 Freq Level Limit Line Margin Read Level Ant Factor Cable Loss Preamp Factor APos TPos Remark MHz dBuV/m dBuV/m dB dBuV dB/m dB dB cm deg 1 5510.00 103.22 ------ ------ 89.61 35.91 9.71 32.01 309 257 PEAK
Avg	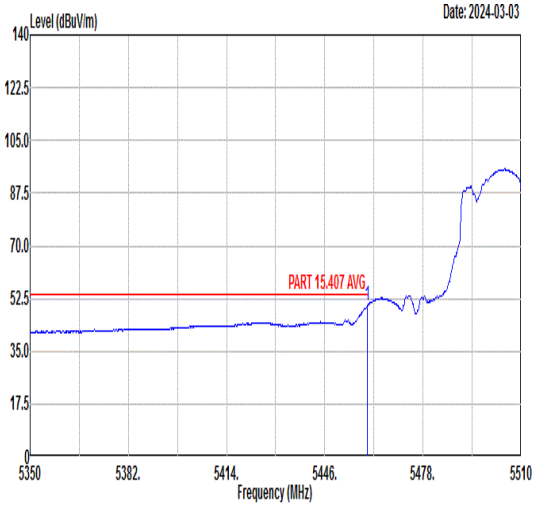 Freq Level Limit Line Margin Read Level Ant Factor Cable Loss Preamp Factor APos TPos Remark MHz dBuV/m dBuV/m dB dBuV dB/m dB dB cm deg 1 5459.76 50.14 54.00 -3.86 36.59 35.92 9.69 32.06 309 257 AVERAGE	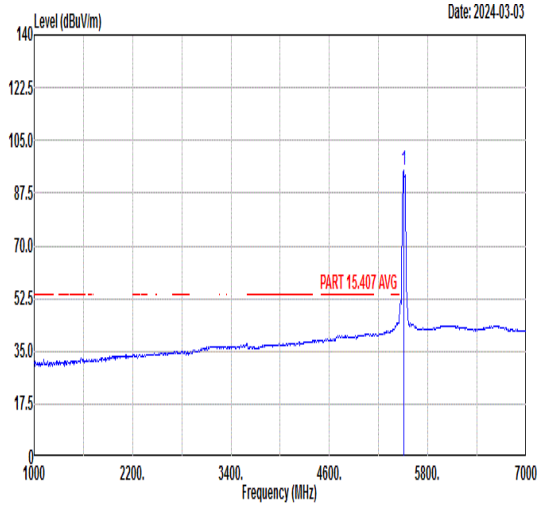 Freq Level Limit Line Margin Read Level Ant Factor Cable Loss Preamp Factor APos TPos Remark MHz dBuV/m dBuV/m dB dBuV dB/m dB dB cm deg 1 5510.00 95.00 ------ ------ 81.39 35.91 9.71 32.01 309 257 AVERAGE

Mode	76	
	Band Edge - R	
	U-NII-2C_5.47-5.725_802.11be EHT 40_CH102_Full RU_5510MHz	
ANT	5+7	
Pol.	Vertical	Fundamental
Peak	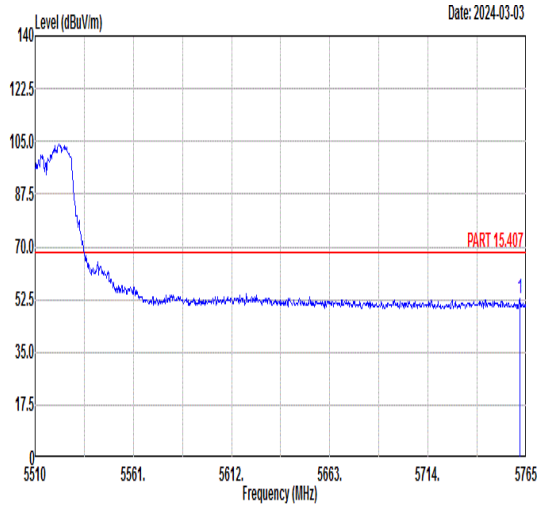 Freq Level Limit Line Margin Level Read Ant Factor Cable Loss Preamp Factor APos TPos Remark MHz dBuV/m dBuV/m dB dBuV dB/m dB dB cm deg 1 5761.69 52.72 68.30 -15.58 38.61 36.27 10.10 32.26 309 257 PEAK	Blank

Mode	77	
	Band Edge - L	
	U-NII-2C_5.47-5.725_802.11be EHT 40_CH134_Full RU_5670MHz	
ANT	5+7	
Pol.	Horizontal	Fundamental
Peak	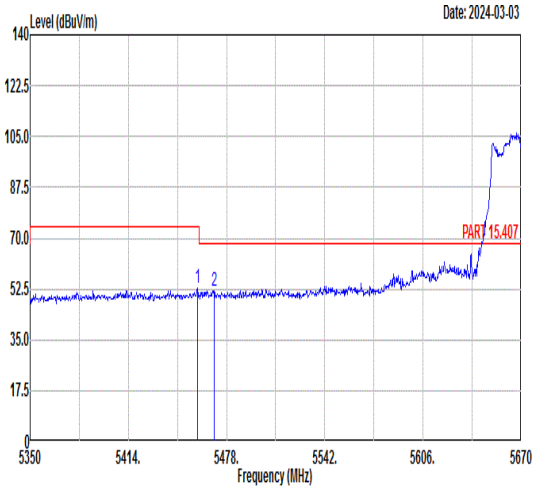 Freq Level Limit Line Margin Read Level Ant Factor Cable Loss Preamp Factor APos TPos Remark MHz dBuV/m dBuV/m dB dBuV dB/m dB dB cm deg 1 5459.12 52.81 74.00 -21.19 39.26 35.92 9.69 32.06 100 300 PEAK 2 5470.00 51.91 68.30 -16.39 38.34 35.92 9.69 32.04 100 300 PEAK	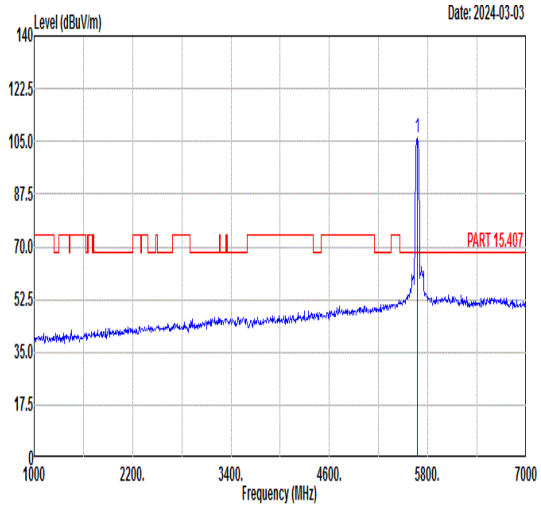 Freq Level Limit Line Margin Read Level Ant Factor Cable Loss Preamp Factor APos TPos Remark MHz dBuV/m dBuV/m dB dBuV dB/m dB dB cm deg 1 5670.00 106.02 ------ ------ 92.15 36.14 9.90 32.17 100 300 PEAK
Avg	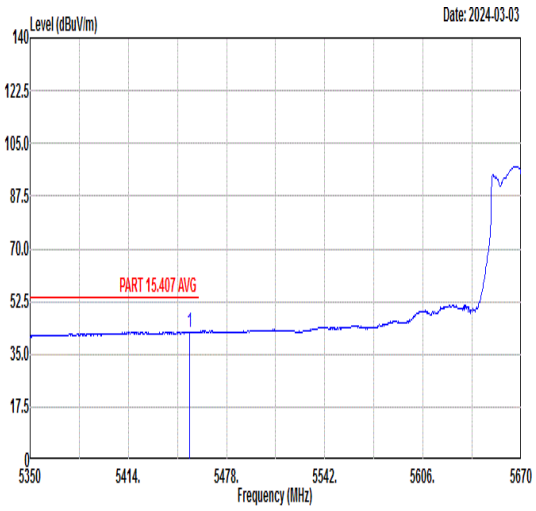 Freq Level Limit Line Margin Read Level Ant Factor Cable Loss Preamp Factor APos TPos Remark MHz dBuV/m dBuV/m dB dBuV dB/m dB dB cm deg 1 5454.00 42.38 54.00 -11.62 28.83 35.93 9.68 32.06 100 300 AVERAGE	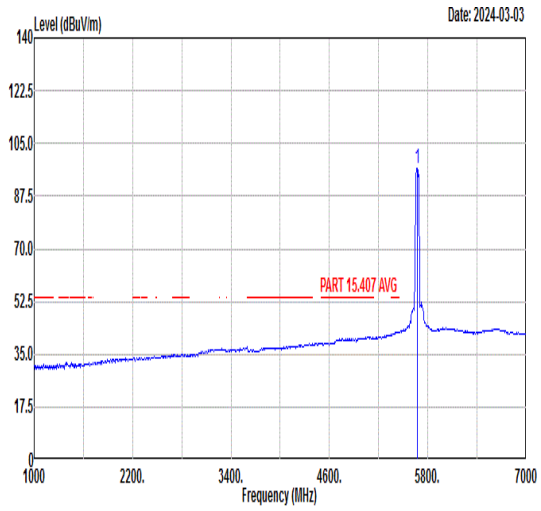 Freq Level Limit Line Margin Read Level Ant Factor Cable Loss Preamp Factor APos TPos Remark MHz dBuV/m dBuV/m dB dBuV dB/m dB dB cm deg 1 5670.00 96.86 ------ ------ 82.99 36.14 9.90 32.17 100 300 AVERAGE

Mode	77	
	Band Edge - R	
	U-NII-2C_5.47-5.725_802.11be EHT 40_CH134_Full RU_5670MHz	
ANT	5+7	
Pol.	Horizontal	Fundamental
Peak	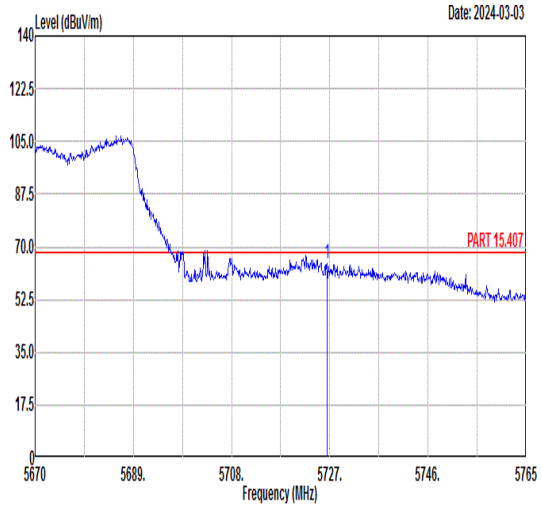 Freq Level Limit Line Margin Read Level Ant Factor Cable Loss Preamp Factor APos TPos Remark MHz dBuV/m dBuV/m dB dBuV dB/m dB dB cm deg 1 5726.53 64.44 68.30 -3.86 50.43 36.22 10.02 32.23 100 300 PEAK	Blank

Mode	77
	Band Edge - L
	U-NII-2C_5.47-5.725_802.11be EHT 40_CH134_Full RU_5670MHz
ANT	5+7

Pol.	Vertical	Fundamental
Peak	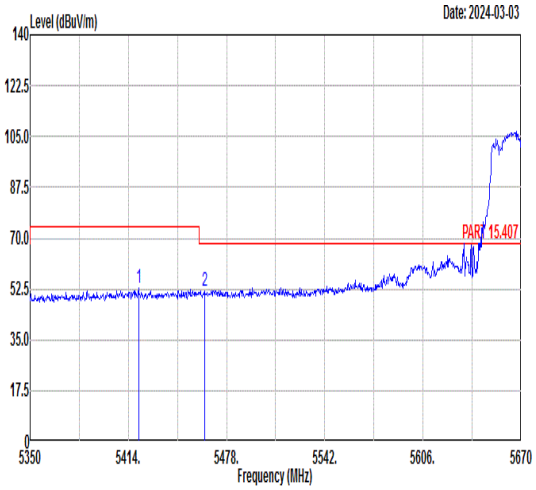 Freq Level Limit Line Margin Read Level Ant Factor Cable Loss Preamp Factor APos TPos Remark MHz dBuV/m dBuV/m dB dBuV dB/m dB dB cm deg 1 5420.72 52.99 74.00 -21.01 39.48 35.95 9.67 32.11 325 255 PEAK 2 5463.60 51.99 68.30 -16.31 38.43 35.92 9.69 32.05 325 255 PEAK	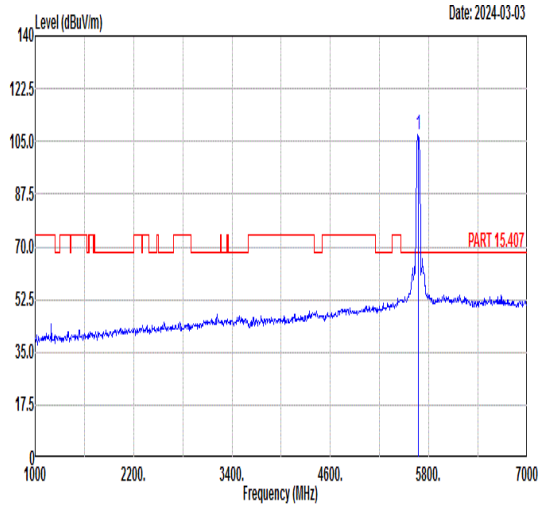 Freq Level Limit Line Margin Read Level Ant Factor Cable Loss Preamp Factor APos TPos Remark MHz dBuV/m dBuV/m dB dBuV dB/m dB dB cm deg 1 5670.00 107.39 ------ ------ 93.53 36.13 9.89 32.16 325 255 PEAK
Avg	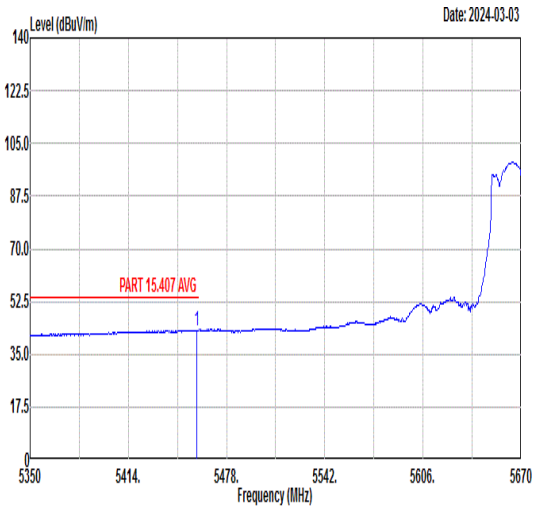 Freq Level Limit Line Margin Read Level Ant Factor Cable Loss Preamp Factor APos TPos Remark MHz dBuV/m dBuV/m dB dBuV dB/m dB dB cm deg 1 5458.48 43.03 54.00 -10.97 29.48 35.92 9.69 32.06 325 255 AVERAGE	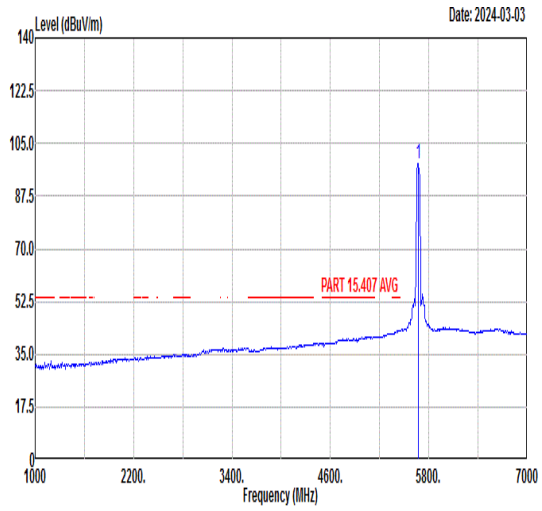 Freq Level Limit Line Margin Read Level Ant Factor Cable Loss Preamp Factor APos TPos Remark MHz dBuV/m dBuV/m dB dBuV dB/m dB dB cm deg 1 5670.00 98.40 ------ ------ 84.54 36.13 9.89 32.16 325 255 AVERAGE

Mode	77	
	Band Edge - R	
	U-NII-2C_5.47-5.725_802.11be EHT 40_CH134_Full RU_5670MHz	
ANT	5+7	
Pol.	Vertical	Fundamental
Peak	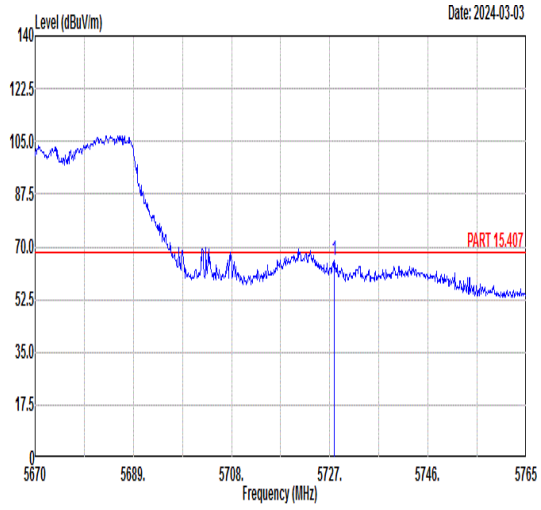 Freq Level Limit Line Margin Read Level Ant Factor Cable Loss Preamp Factor APos TPos Remark MHz dBuV/m dBuV/m dB dBuV dB/m dB dB cm deg 1 5727.86 65.28 68.30 -3.02 51.27 36.22 10.02 32.23 325 255 PEAK	Blank

Note: The higher Signals which are no mark are within frequency band can be ignored

Mode	77	
	Harmonic	
	U-NII-2C_5.47-5.725_802.11be EHT 40_CH134_Full RU_5670MHz	
ANT	5+7	
Pol.	Horizontal	Vertical
Peak Avg	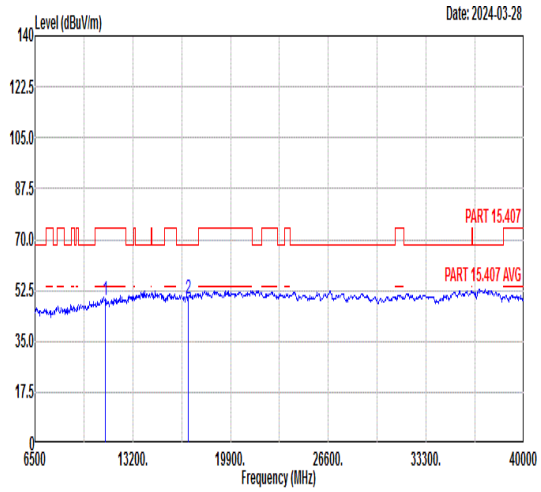 Freq Level Limit Line Margin Read Level Ant Factor Cable Loss Preamp Factor APos TPos Remark MHz dBuV/m dBuV/m dB dBuV dB/m dB dB cm deg 1 11340.00 49.13 74.00 -24.87 60.66 39.14 12.77 63.44 --- --- Peak 2 17010.00 49.44 68.30 -18.86 57.47 41.61 15.55 65.19 --- --- Peak	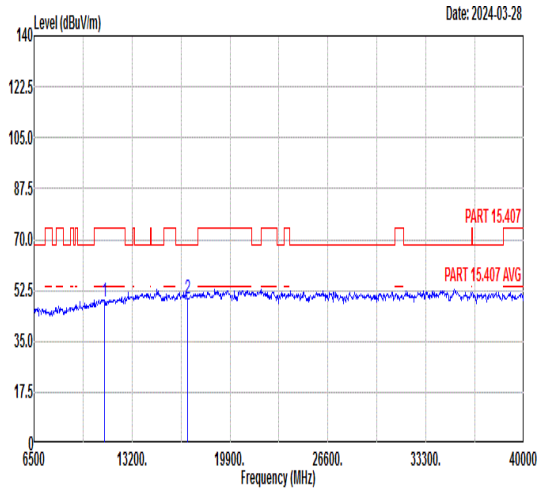 Freq Level Limit Line Margin Read Level Ant Factor Cable Loss Preamp Factor APos TPos Remark MHz dBuV/m dBuV/m dB dBuV dB/m dB dB cm deg 1 11340.00 48.63 74.00 -25.37 60.16 39.14 12.77 63.44 --- --- Peak 2 17010.00 49.69 68.30 -18.61 57.72 41.61 15.55 65.19 --- --- Peak

Note: Only the worst case has assessed 18G ~40GHz to test

Mode	78	
	Band Edge - L	
	U-NII-1_5.15-5.25_802.11be EHT 80_CH42_Full RU_5210MHz	
ANT	5+7	
Pol.	Horizontal	Fundamental
Peak	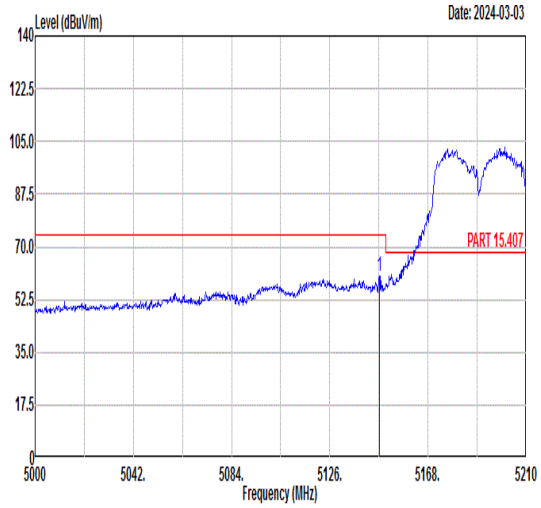 Freq Level Limit Line Margin Read Level Ant Factor Cable Loss Preamp Factor APos TPos Remark MHz dBuV/m dBuV/m dB dBuV dB/m dB dB cm deg 1 5147.21 60.34 74.00 -13.66 48.19 36.11 8.53 32.49 100 300 PEAK	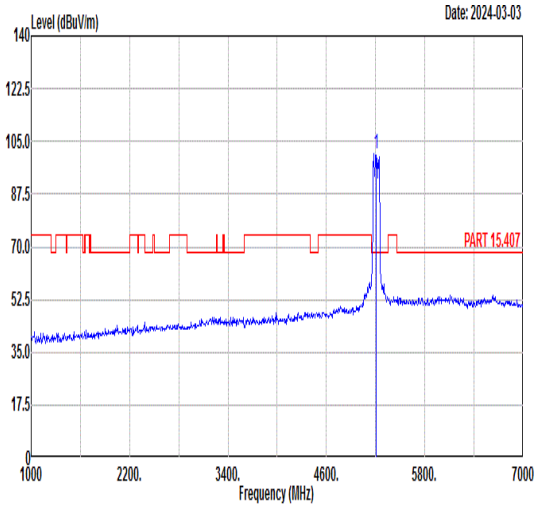 Freq Level Limit Line Margin Read Level Ant Factor Cable Loss Preamp Factor APos TPos Remark MHz dBuV/m dBuV/m dB dBuV dB/m dB dB cm deg 1 5210.00 100.70 ------ ------ 88.48 36.09 8.58 32.45 100 300 PEAK
Avg	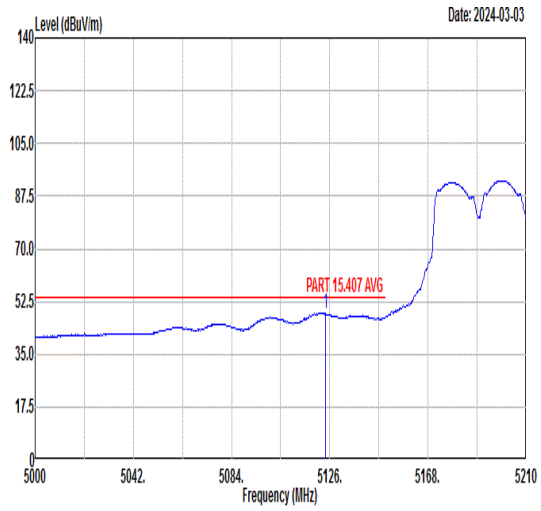 Freq Level Limit Line Margin Read Level Ant Factor Cable Loss Preamp Factor APos TPos Remark MHz dBuV/m dBuV/m dB dBuV dB/m dB dB cm deg 1 5124.11 48.79 54.00 -5.21 36.70 36.13 8.49 32.53 100 300 AVERAGE	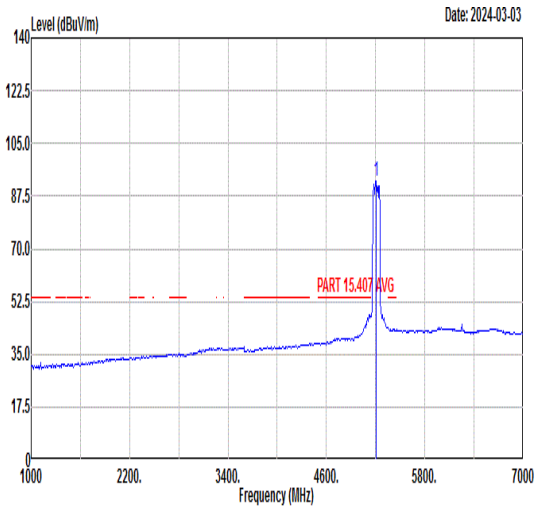 Freq Level Limit Line Margin Read Level Ant Factor Cable Loss Preamp Factor APos TPos Remark MHz dBuV/m dBuV/m dB dBuV dB/m dB dB cm deg 1 5210.00 92.28 ------ ------ 80.01 36.08 8.62 32.43 100 300 AVERAGE

Mode	78	
	Band Edge - R	
	U-NII-1_5.15-5.25_802.11be EHT 80_CH42_Full RU_5210MHz	
ANT	5+7	
Pol.	Horizontal	Fundamental
Peak	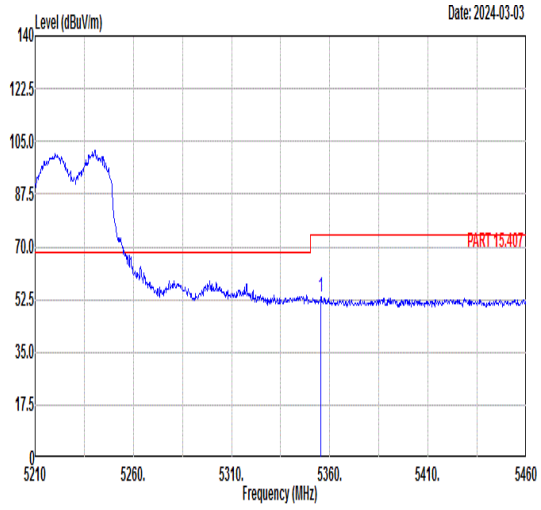 Freq Level Limit Line Margin Read Level Ant Factor Cable Loss Preamp Factor APos TPos Remark MHz dBuV/m dBuV/m dB dBuV dB/m dB dB cm deg 1 5355.50 53.61 74.00 -20.39 40.43 35.99 9.39 32.20 100 300 PEAK	Blank
Avg	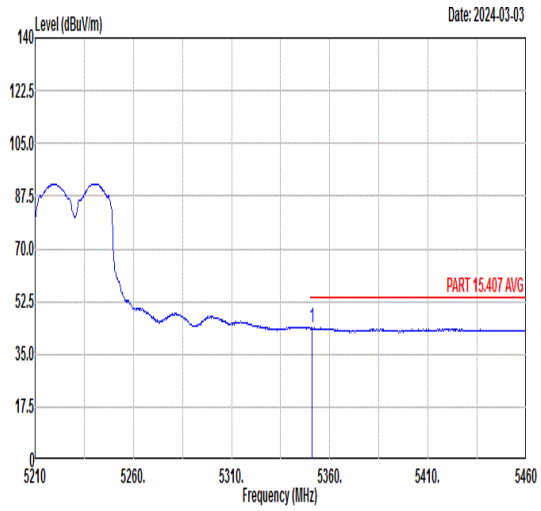 Freq Level Limit Line Margin Read Level Ant Factor Cable Loss Preamp Factor APos TPos Remark MHz dBuV/m dBuV/m dB dBuV dB/m dB dB cm deg 1 5351.00 43.81 54.00 -10.19 30.66 35.99 9.37 32.21 100 300 AVERAGE	Blank

Mode	78	
	Band Edge - L	
	U-NII-1_5.15-5.25_802.11be EHT 80_CH42_Full RU_5210MHz	
ANT	5+7	
Pol.	Vertical	Fundamental
Peak	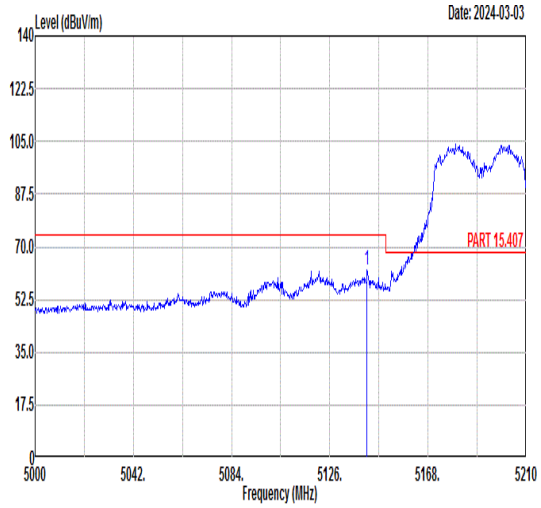 Freq Level Limit Line Margin Read Level Ant Factor Cable Loss Preamp Factor APos TPos Remark MHz dBuV/m dBuV/m dB dBuV dB/m dB dB cm deg 1 5141.96 62.22 74.00 -11.78 50.09 36.11 8.52 32.50 327 255 PEAK	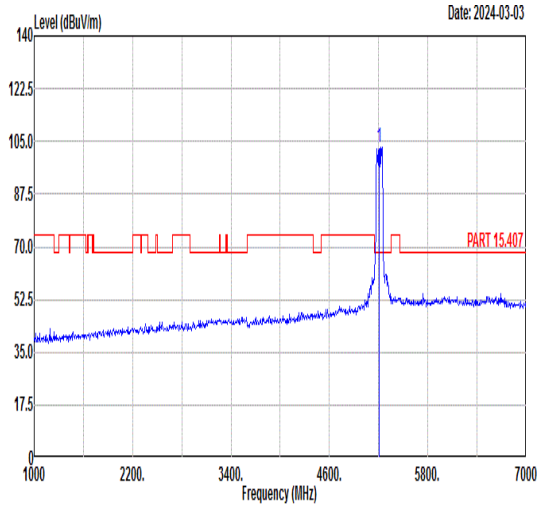 Freq Level Limit Line Margin Read Level Ant Factor Cable Loss Preamp Factor APos TPos Remark MHz dBuV/m dBuV/m dB dBuV dB/m dB dB cm deg 1 5210.00 103.17 ------ ------ 90.67 36.05 8.81 32.36 327 255 PEAK
Avg	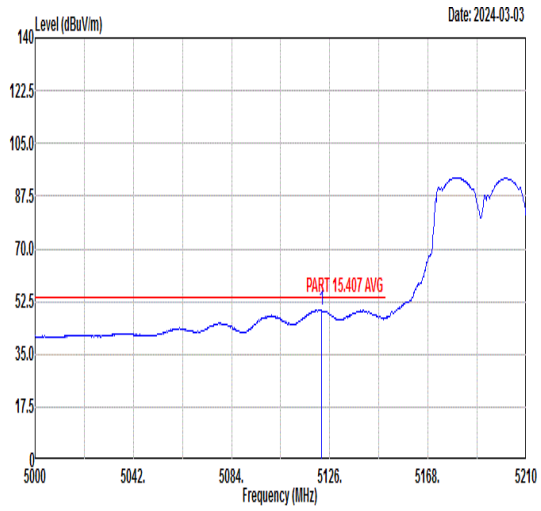 Freq Level Limit Line Margin Read Level Ant Factor Cable Loss Preamp Factor APos TPos Remark MHz dBuV/m dBuV/m dB dBuV dB/m dB dB cm deg 1 5122.43 49.60 54.00 -4.40 37.52 36.13 8.48 32.53 327 255 AVERAGE	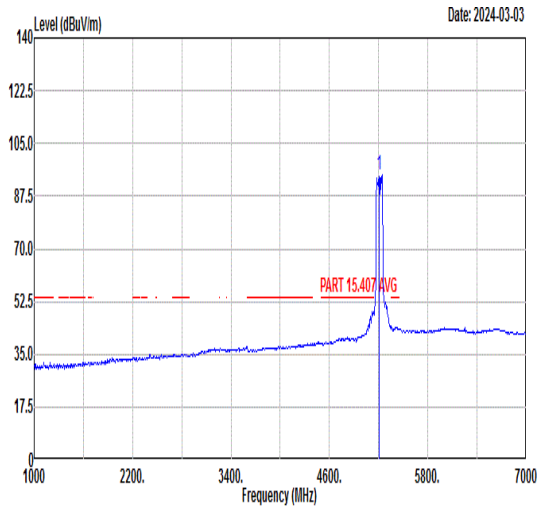 Freq Level Limit Line Margin Read Level Ant Factor Cable Loss Preamp Factor APos TPos Remark MHz dBuV/m dBuV/m dB dBuV dB/m dB dB cm deg 1 5210.00 94.58 ------ ------ 82.08 36.05 8.81 32.36 327 255 AVERAGE

Mode	78	
	Band Edge - R	
	U-NII-1_5.15-5.25_802.11be EHT 80_CH42_Full RU_5210MHz	
ANT	5+7	
Pol.	Vertical	Fundamental
Peak	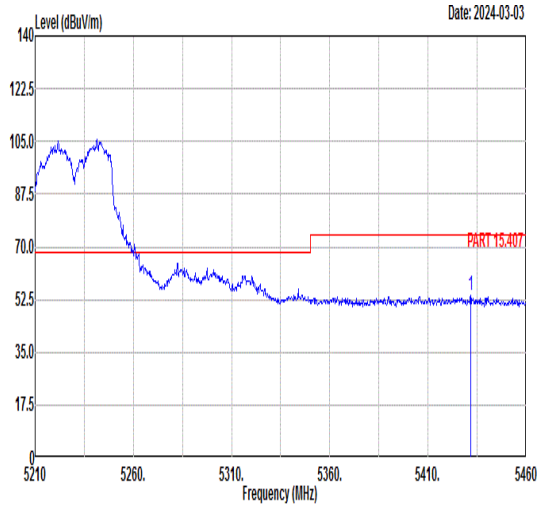 Freq Level Limit Line Margin Read Level Ant Factor Cable Loss Preamp Factor APos TPos Remark MHz dBuV/m dBuV/m dB dBuV dB/m dB dB cm deg 1 5431.75 53.66 74.00 -20.34 40.15 35.94 9.67 32.10 327 255 PEAK	Blank
Avg	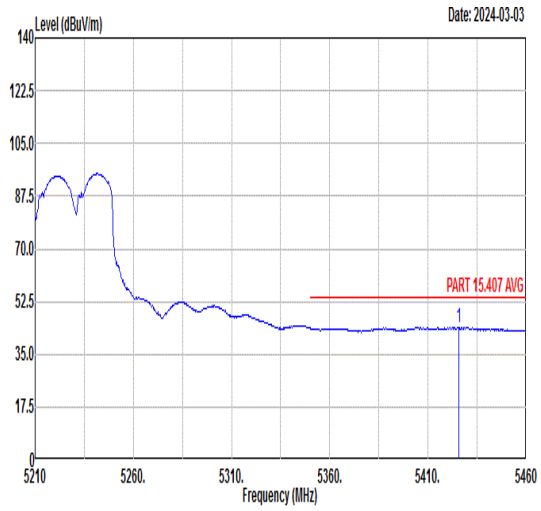 Freq Level Limit Line Margin Read Level Ant Factor Cable Loss Preamp Factor APos TPos Remark MHz dBuV/m dBuV/m dB dBuV dB/m dB dB cm deg 1 5425.75 43.86 54.00 -10.14 30.35 35.94 9.67 32.10 327 255 AVERAGE	Blank

Mode	79	
	Band Edge - L	
	U-NII-2A_5.25-5.35_802.11be EHT 80_CH58_Full RU_5290MHz	
ANT	5+7	
Pol.	Horizontal	Fundamental
Peak	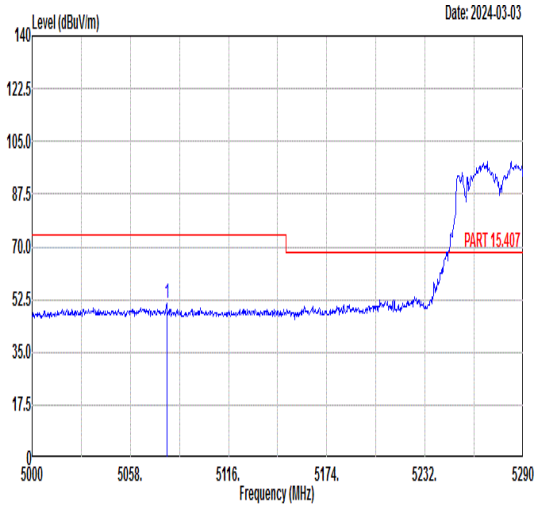 Freq Level Limit Line Margin Read Level Ant Factor Cable Loss Preamp Factor APos TPos Remark MHz dBuV/m dBuV/m dB dBuV dB/m dB dB cm deg 1 5079.46 51.22 74.00 -22.78 39.25 36.15 8.41 32.59 300 62 PEAK	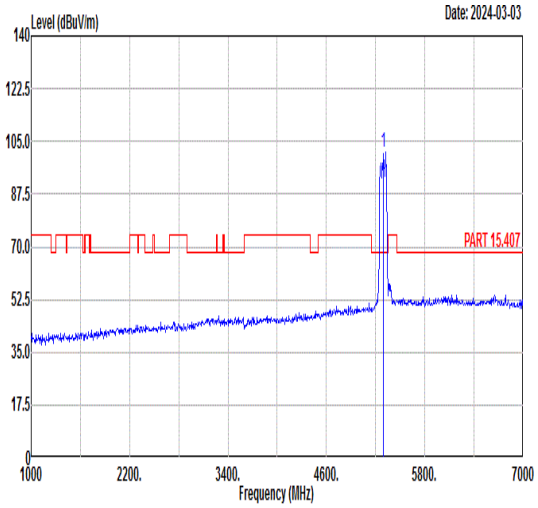 Freq Level Limit Line Margin Read Level Ant Factor Cable Loss Preamp Factor APos TPos Remark MHz dBuV/m dBuV/m dB dBuV dB/m dB dB cm deg 1 5290.00 101.63 ------ ------ 88.63 36.00 9.24 32.24 300 62 PEAK
Avg	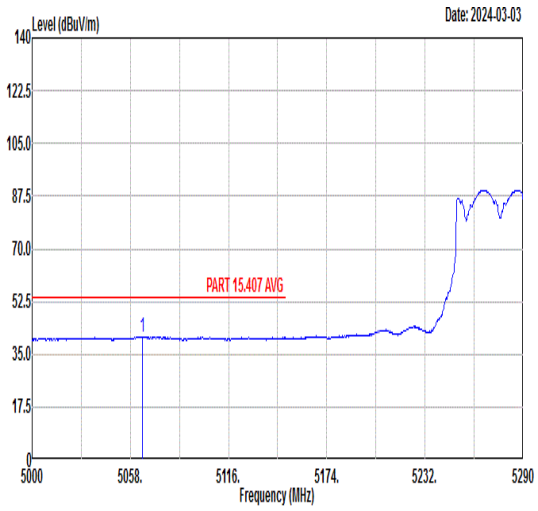 Freq Level Limit Line Margin Read Level Ant Factor Cable Loss Preamp Factor APos TPos Remark MHz dBuV/m dBuV/m dB dBuV dB/m dB dB cm deg 1 5064.96 40.76 54.00 -13.24 28.83 36.16 8.38 32.61 300 62 AVERAGE	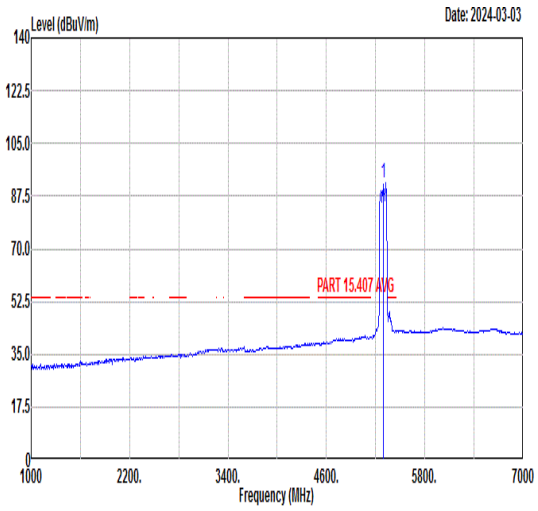 Freq Level Limit Line Margin Read Level Ant Factor Cable Loss Preamp Factor APos TPos Remark MHz dBuV/m dBuV/m dB dBuV dB/m dB dB cm deg 1 5290.00 91.84 ------ ------ 78.84 36.00 9.24 32.24 300 62 AVERAGE

Mode	79	
	Band Edge - R	
	U-NII-2A_5.25-5.35_802.11be EHT 80_CH58_Full RU_5290MHz	
ANT	5+7	
Pol.	Horizontal	Fundamental
Peak	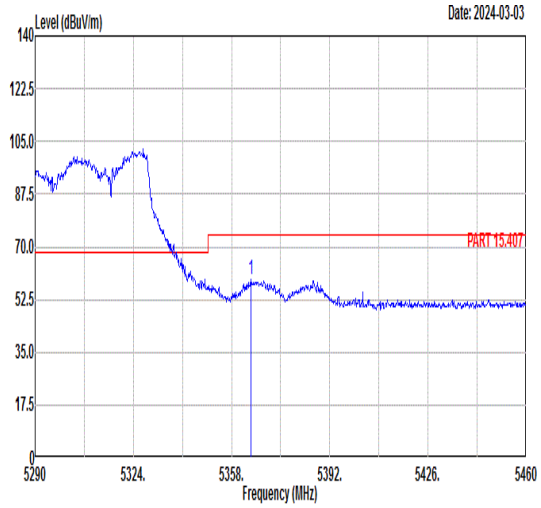 Freq Level Limit Line Margin Read Level Ant Factor Cable Loss Preamp Factor APos TPos Remark MHz dBuV/m dBuV/m dB dBuV dB/m dB dB cm deg 1 5364.80 59.06 74.00 -14.94 45.83 35.98 9.44 32.19 300 62 PEAK	Blank
Avg	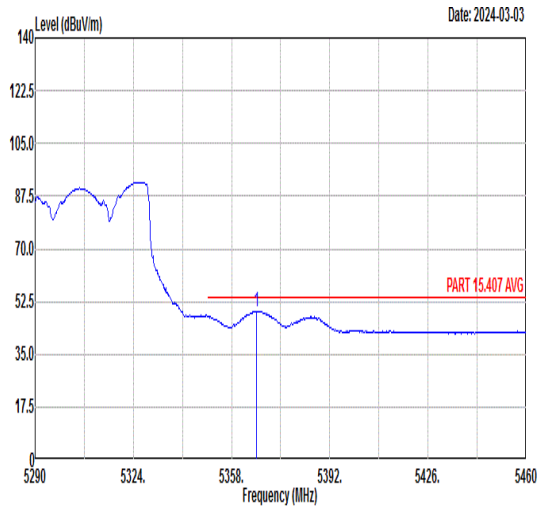 Freq Level Limit Line Margin Read Level Ant Factor Cable Loss Preamp Factor APos TPos Remark MHz dBuV/m dBuV/m dB dBuV dB/m dB dB cm deg 1 5366.50 49.28 54.00 -4.72 36.04 35.98 9.45 32.19 300 62 AVERAGE	Blank

Mode	79	
	Band Edge - L	
	U-NII-2A_5.25-5.35_802.11be EHT 80_CH58_Full RU_5290MHz	
ANT	5+7	
Pol.	Vertical	Fundamental
Peak	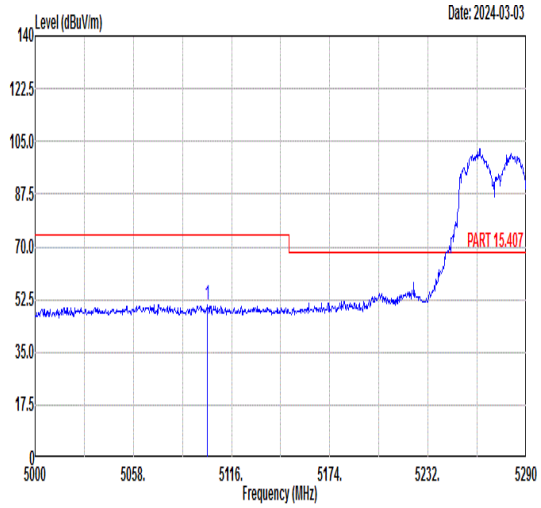 Limit Read Ant Cable Preamp APos TPos Freq Level Line Margin Level Factor Loss Factor Remark MHz dBuV/m dBuV/m dB dBuV dB/m dB dB cm deg 1 5101.50 50.85 74.00 -23.15 38.82 36.14 8.45 32.56 334 254 PEAK	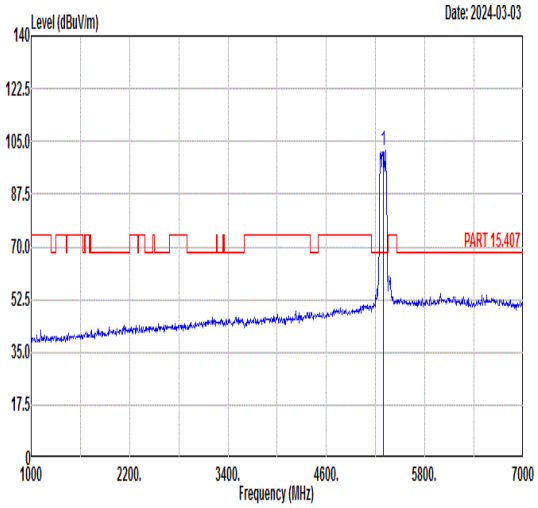 Limit Read Ant Cable Preamp APos TPos Freq Level Line Margin Level Factor Loss Factor Remark MHz dBuV/m dBuV/m dB dBuV dB/m dB dB cm deg 1 5290.00 101.85 ------ ------ 88.88 36.01 9.21 32.25 334 254 PEAK
Avg	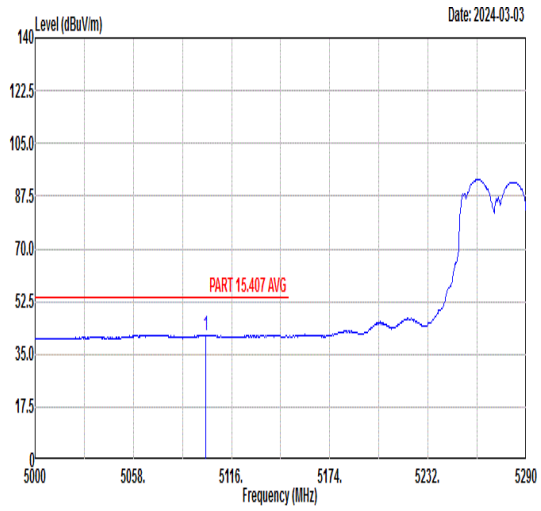 Limit Read Ant Cable Preamp APos TPos Freq Level Line Margin Level Factor Loss Factor Remark MHz dBuV/m dBuV/m dB dBuV dB/m dB dB cm deg 1 5100.63 41.40 54.00 -12.60 29.38 36.14 8.44 32.56 334 254 AVERAGE	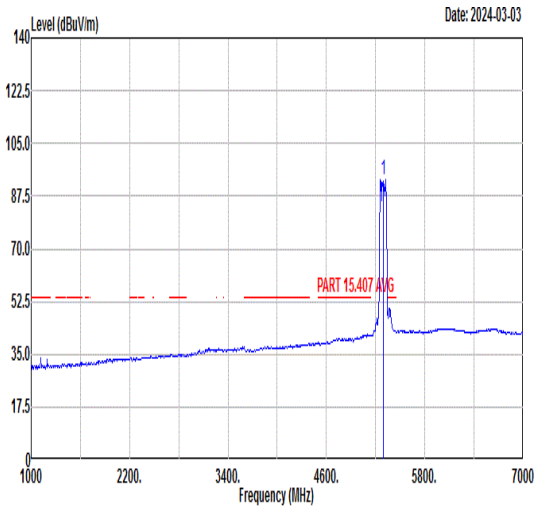 Limit Read Ant Cable Preamp APos TPos Freq Level Line Margin Level Factor Loss Factor Remark MHz dBuV/m dBuV/m dB dBuV dB/m dB dB cm deg 1 5290.00 92.95 ------ ------ 79.98 36.01 9.21 32.25 334 254 AVERAGE

Mode	79	
	Band Edge - R	
	U-NII-2A_5.25-5.35_802.11be EHT 80_CH58_Full RU_5290MHz	
ANT	5+7	
Pol.	Vertical	Fundamental
Peak	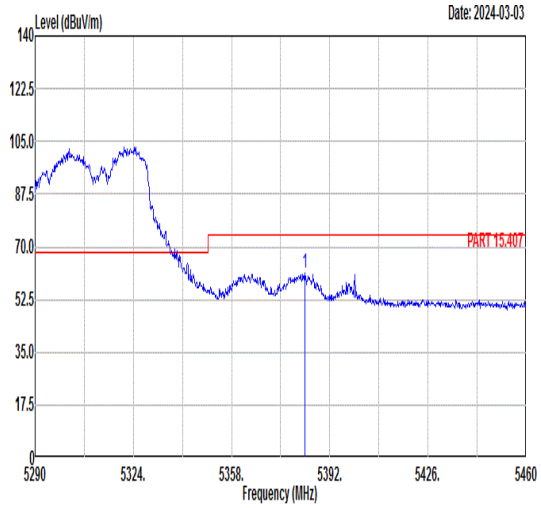 Freq Level Limit Line Margin Read Level Ant Factor Cable Loss Preamp Factor APos TPos Remark MHz dBuV/m dBuV/m dB dBuV dB/m dB dB cm deg 1 5383.50 61.52 74.00 -12.48 48.17 35.97 9.54 32.16 334 254 PEAK	Blank
Avg	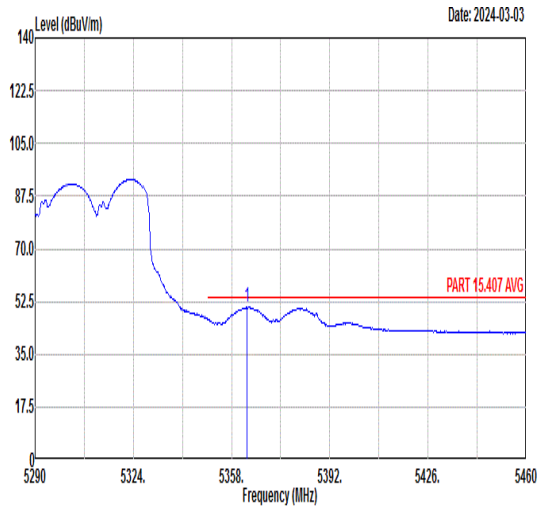 Freq Level Limit Line Margin Read Level Ant Factor Cable Loss Preamp Factor APos TPos Remark MHz dBuV/m dBuV/m dB dBuV dB/m dB dB cm deg 1 5363.27 50.67 54.00 -3.33 37.45 35.98 9.43 32.19 334 254 AVERAGE	Blank

Mode	80	
	Band Edge - L	
	U-NII-2C_5.47-5.725_802.11be EHT 80_CH106_Full RU_5530MHz	
ANT	5+7	
Pol.	Horizontal	Fundamental
Peak	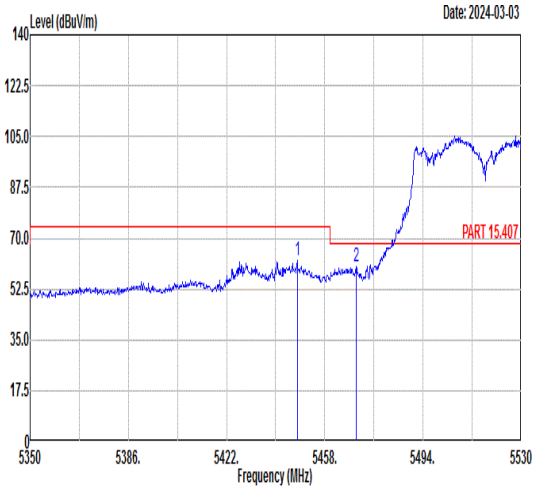 Freq Level Limit Line Margin Read Level Ant Factor Cable Loss Preamp Factor APos TPos Remark MHz dBuV/m dBuV/m dB dBuV dB/m dB dB cm deg 1 5447.92 62.47 74.00 -11.53 48.93 35.93 9.68 32.07 100 59 PEAK 2 5469.52 60.06 68.30 -8.24 46.49 35.92 9.69 32.04 100 59 PEAK	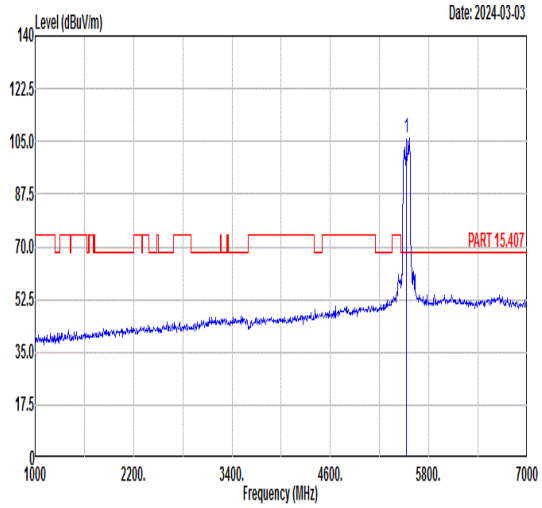 Freq Level Limit Line Margin Read Level Ant Factor Cable Loss Preamp Factor APos TPos Remark MHz dBuV/m dBuV/m dB dBuV dB/m dB dB cm deg 1 5530.00 106.02 ------ ------ 92.36 35.99 9.74 32.07 100 59 PEAK
Avg	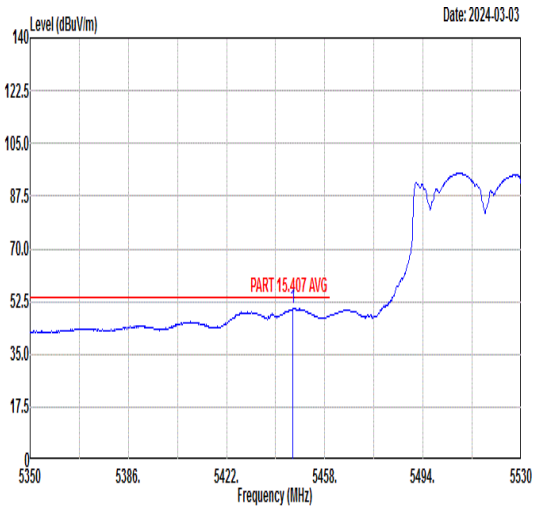 Freq Level Limit Line Margin Read Level Ant Factor Cable Loss Preamp Factor APos TPos Remark MHz dBuV/m dBuV/m dB dBuV dB/m dB dB cm deg 1 5446.30 50.25 54.00 -3.75 36.72 35.93 9.68 32.08 100 59 AVERAGE	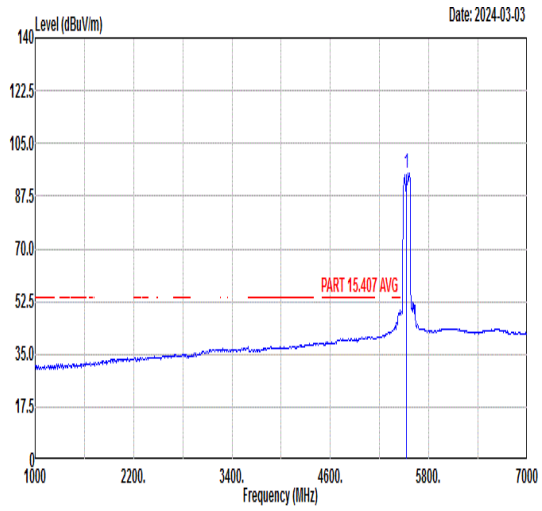 Freq Level Limit Line Margin Read Level Ant Factor Cable Loss Preamp Factor APos TPos Remark MHz dBuV/m dBuV/m dB dBuV dB/m dB dB cm deg 1 5530.00 95.11 ------ ------ 81.45 35.99 9.74 32.07 100 59 AVERAGE

Mode	80	
	Band Edge - R	
	U-NII-2C_5.47-5.725_802.11be EHT 80_CH106_Full RU_5530MHz	
ANT	5+7	
Pol.	Horizontal	Fundamental
Peak	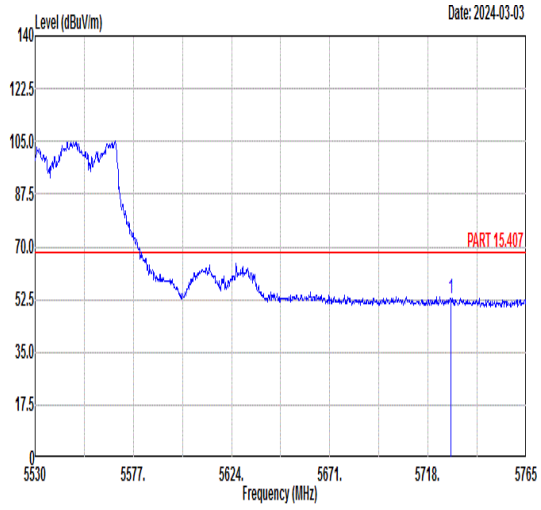 Freq Level Limit Line Margin Read Level Ant Factor Cable Loss Preamp Factor APos TPos Remark MHz dBuV/m dBuV/m dB dBuV dB/m dB dB cm deg 1 5728.81 53.05 68.30 -15.25 39.03 36.22 10.03 32.23 100 59 PEAK	Blank

Mode	80	
	Band Edge - L	
	U-NII-2C_5.47-5.725_802.11be EHT 80_CH106_Full RU_5530MHz	
ANT	5+7	
Pol.	Vertical	Fundamental
Peak	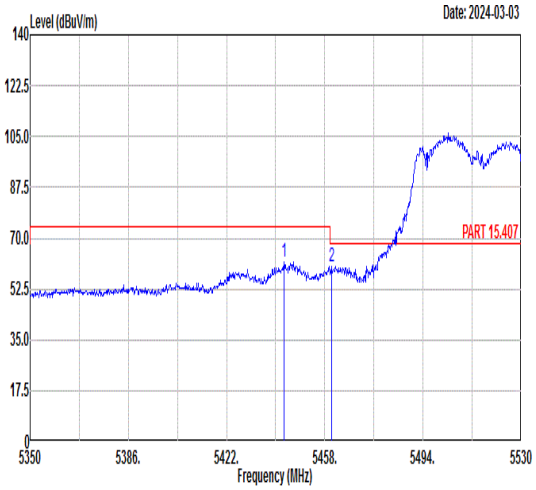 Freq Level Limit Line Margin Read Level Ant Factor Cable Loss Preamp Factor APos TPos Remark MHz dBuV/m dBuV/m dB dBuV dB/m dB dB cm deg 1 5443.06 61.93 74.00 -12.07 48.40 35.93 9.68 32.08 323 257 PEAK 2 5460.52 60.29 68.30 -8.01 46.74 35.92 9.69 32.06 323 257 PEAK	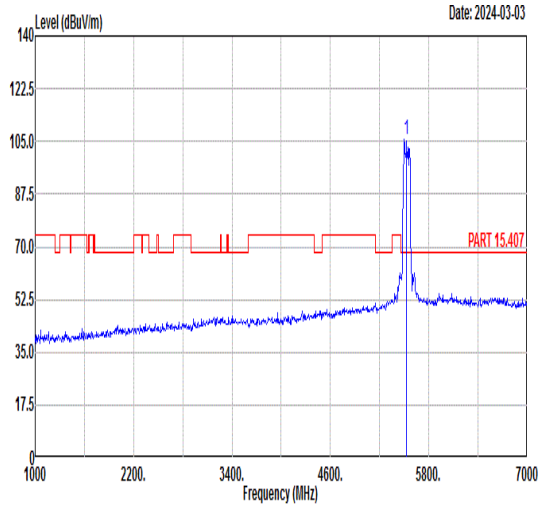 Freq Level Limit Line Margin Read Level Ant Factor Cable Loss Preamp Factor APos TPos Remark MHz dBuV/m dBuV/m dB dBuV dB/m dB dB cm deg 1 5530.00 105.78 ------ ------ 92.17 35.90 9.71 32.00 323 257 PEAK
Avg	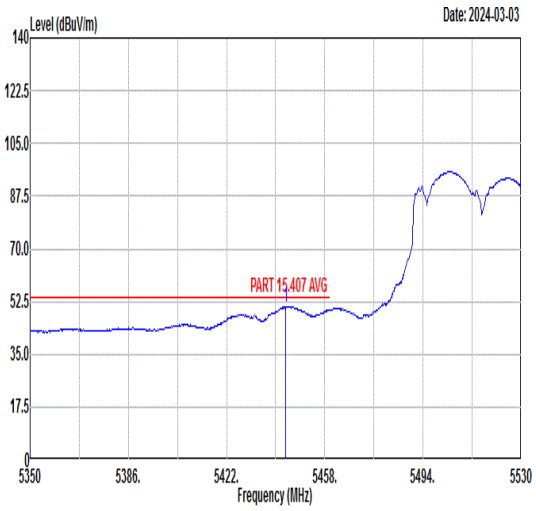 Freq Level Limit Line Margin Read Level Ant Factor Cable Loss Preamp Factor APos TPos Remark MHz dBuV/m dBuV/m dB dBuV dB/m dB dB cm deg 1 5443.78 50.85 54.00 -3.15 37.32 35.93 9.68 32.08 323 257 AVERAGE	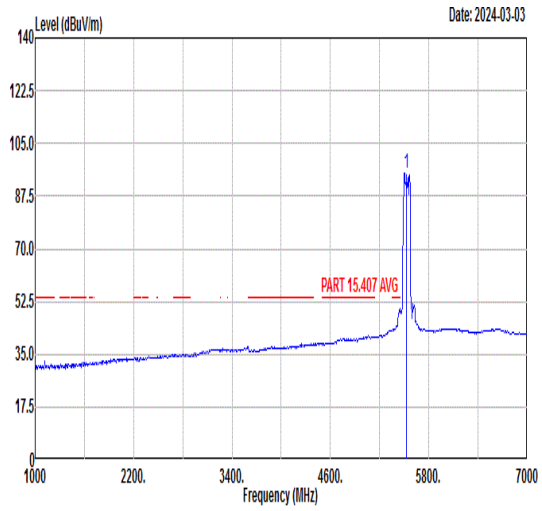 Freq Level Limit Line Margin Read Level Ant Factor Cable Loss Preamp Factor APos TPos Remark MHz dBuV/m dBuV/m dB dBuV dB/m dB dB cm deg 1 5530.00 95.17 ------ ------ 81.56 35.91 9.71 32.01 323 257 AVERAGE

Mode	80	
	Band Edge - R	
	U-NII-2C_5.47-5.725_802.11be EHT 80_CH106_Full RU_5530MHz	
ANT	5+7	
Pol.	Vertical	Fundamental
Peak	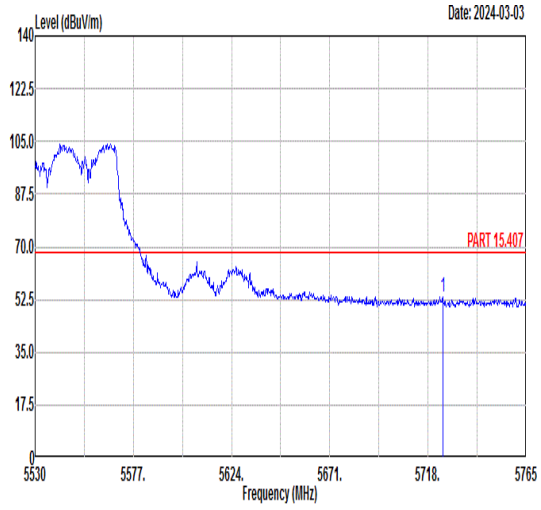 Freq Level Limit Line Margin Level Read Ant Factor Cable Loss Preamp Factor APos TPos Remark MHz dBuV/m dBuV/m dB dBuV dB/m dB dB cm deg 1 5725.05 53.61 68.30 -14.69 39.60 36.22 10.02 32.23 323 257 PEAK	Blank

Mode	81	
	Band Edge - L	
	U-NII-2C_5.47-5.725_802.11be EHT 80_CH122_Full RU_5610MHz	
ANT	5+7	
Pol.	Horizontal	Fundamental
Peak	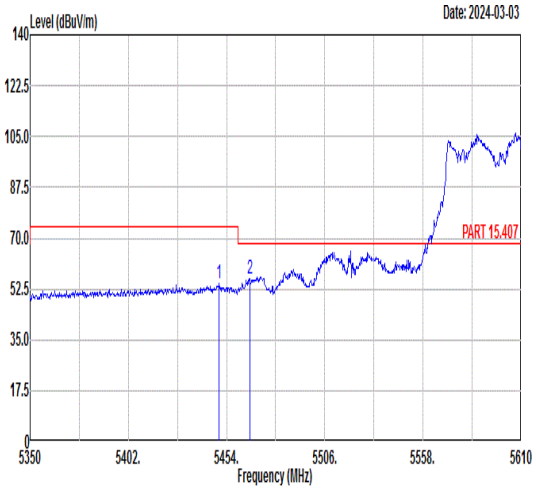 Freq Level Limit Line Margin Read Level Ant Factor Cable Loss Preamp Factor APos TPos Remark MHz dBuV/m dBuV/m dB dBuV dB/m dB dB cm deg 1 5450.10 54.18 74.00 -19.82 40.64 35.93 9.68 32.07 103 58 PEAK 2 5466.22 56.12 68.30 -12.18 42.56 35.92 9.69 32.05 103 58 PEAK	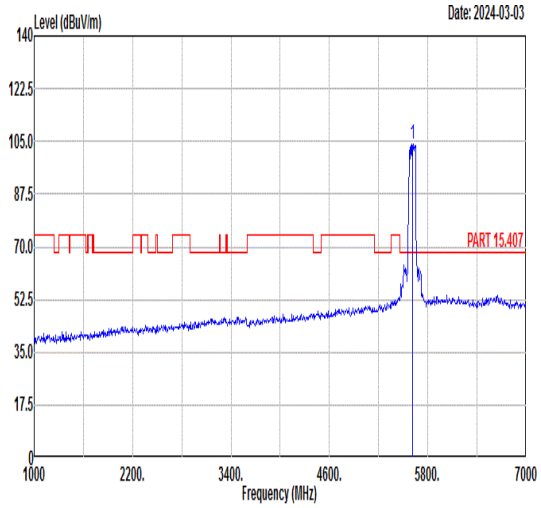 Freq Level Limit Line Margin Read Level Ant Factor Cable Loss Preamp Factor APos TPos Remark MHz dBuV/m dBuV/m dB dBuV dB/m dB dB cm deg 1 5610.00 104.12 ------ ------ 90.41 36.05 9.77 32.11 103 58 PEAK
Avg	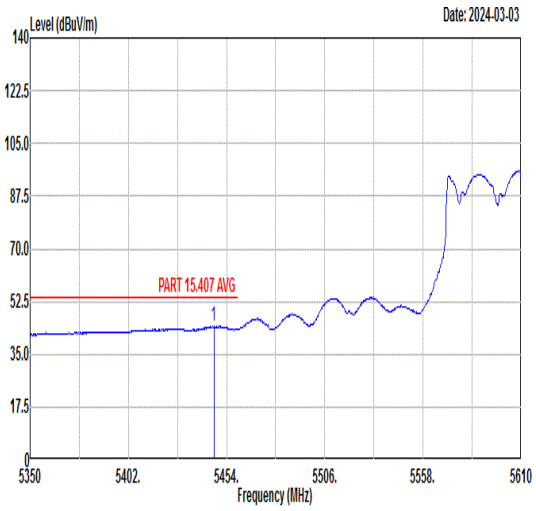 Freq Level Limit Line Margin Read Level Ant Factor Cable Loss Preamp Factor APos TPos Remark MHz dBuV/m dBuV/m dB dBuV dB/m dB dB cm deg 1 5447.24 44.29 54.00 -9.71 30.75 35.93 9.68 32.07 103 58 AVERAGE	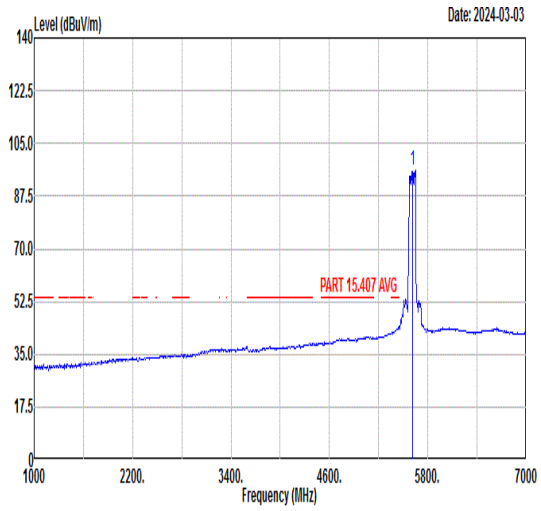 Freq Level Limit Line Margin Read Level Ant Factor Cable Loss Preamp Factor APos TPos Remark MHz dBuV/m dBuV/m dB dBuV dB/m dB dB cm deg 1 5610.00 95.97 ------ ------ 82.15 36.11 9.86 32.15 103 58 AVERAGE

Mode	81	
	Band Edge - R	
	U-NII-2C_5.47-5.725_802.11be EHT 80_CH122_Full RU_5610MHz	
ANT	5+7	
Pol.	Horizontal	Fundamental
Peak	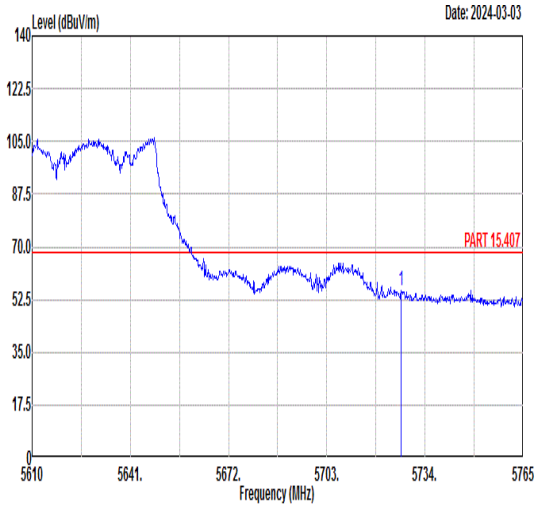 Freq Level Limit Line Margin Read Level Ant Factor Cable Loss Preamp Factor APos TPos Remark MHz dBuV/m dBuV/m dB dBuV dB/m dB dB cm deg 1 5726.56 55.65 68.30 -12.65 41.64 36.22 10.02 32.23 103 58 PEAK	Blank

Mode	81	
	Band Edge - L	
	U-NII-2C_5.47-5.725_802.11be EHT 80_CH122_Full RU_5610MHz	
ANT	5+7	
Pol.	Vertical	Fundamental
Peak	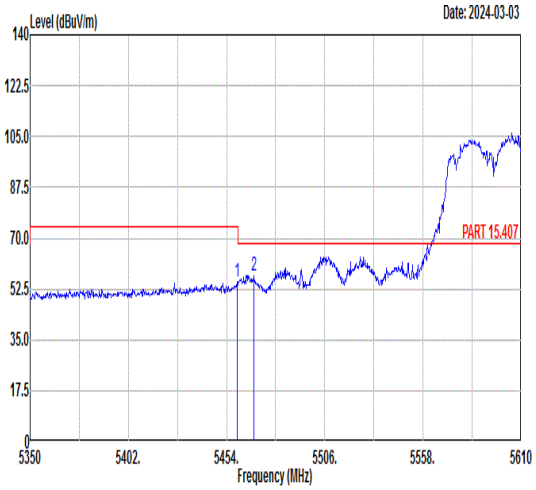 Freq Level Limit Line Margin Read Level Ant Factor Cable Loss Preamp Factor APos TPos Remark MHz dBuV/m dBuV/m dB dBuV dB/m dB dB cm deg 1 5459.72 55.13 74.00 -18.87 41.58 35.92 9.69 32.06 341 253 PEAK 2 5468.56 57.29 68.30 -11.01 43.72 35.92 9.69 32.04 341 253 PEAK	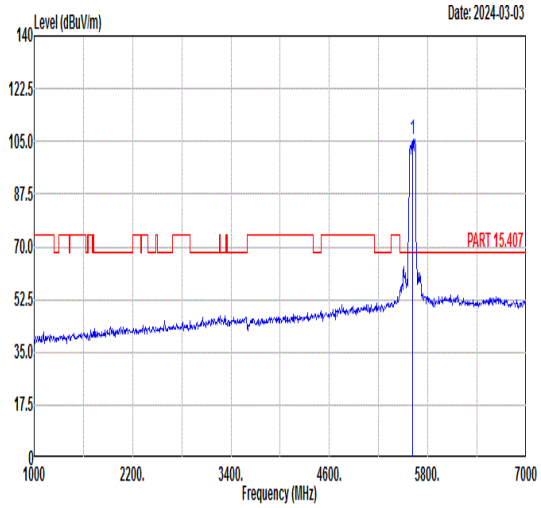 Freq Level Limit Line Margin Read Level Ant Factor Cable Loss Preamp Factor APos TPos Remark MHz dBuV/m dBuV/m dB dBuV dB/m dB dB cm deg 1 5610.00 105.69 ------ ------ 91.88 36.10 9.85 32.14 341 253 PEAK
Avg	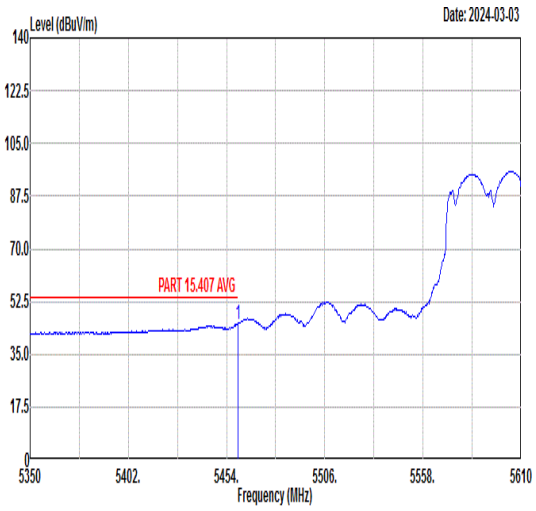 Freq Level Limit Line Margin Read Level Ant Factor Cable Loss Preamp Factor APos TPos Remark MHz dBuV/m dBuV/m dB dBuV dB/m dB dB cm deg 1 5459.98 45.14 54.00 -8.86 31.59 35.92 9.69 32.06 341 253 AVERAGE	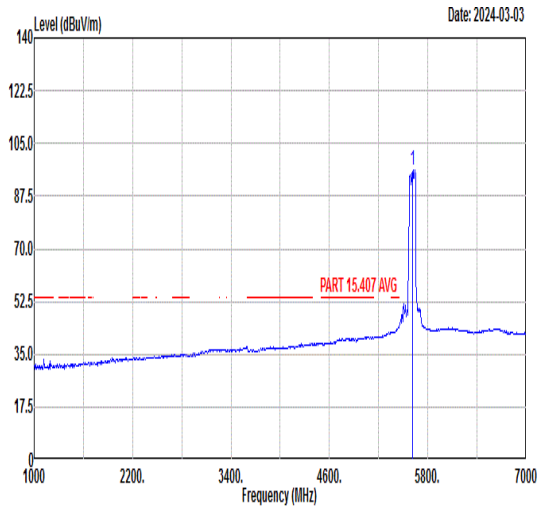 Freq Level Limit Line Margin Read Level Ant Factor Cable Loss Preamp Factor APos TPos Remark MHz dBuV/m dBuV/m dB dBuV dB/m dB dB cm deg 1 5610.00 96.24 ------ ------ 82.48 36.08 9.81 32.13 341 253 AVERAGE

Mode	81	
	Band Edge - R	
	U-NII-2C_5.47-5.725_802.11be EHT 80_CH122_Full RU_5610MHz	
ANT	5+7	
Pol.	Vertical	Fundamental
Peak	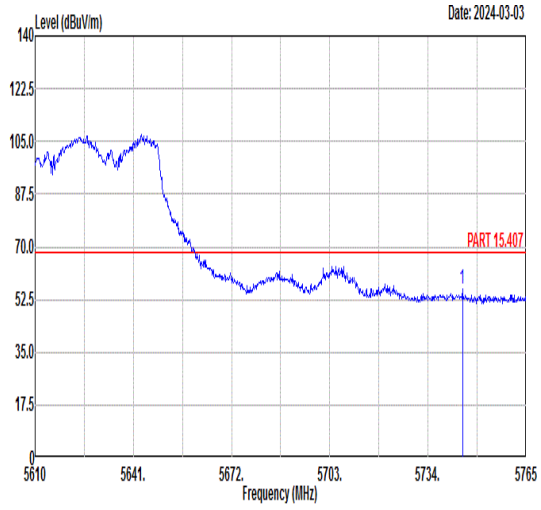 Freq Level Limit Line Margin Read Level Ant Factor Cable Loss Preamp Factor APos TPos Remark MHz dBuV/m dBuV/m dB dBuV dB/m dB dB cm deg 1 5744.85 56.24 68.30 -12.06 42.18 36.24 10.06 32.24 341 253 PEAK	Blank

Mode	82	
	Band Edge - L	
	U-NII-2A_5.25-5.35_802.11be EHT 160_CH50_Full RU_5250MHz	
ANT	5+7	
Pol.	Horizontal	Fundamental
Peak	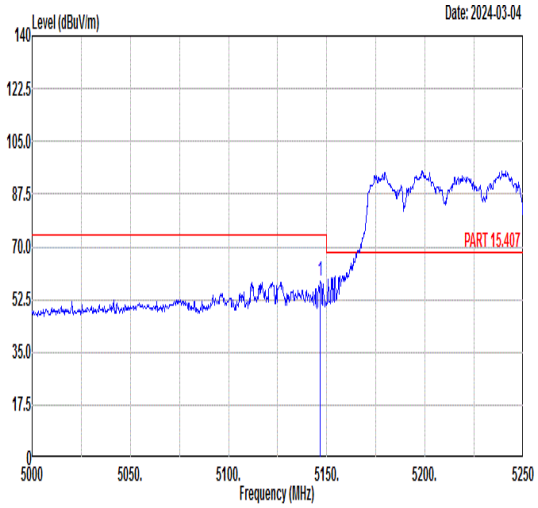 Freq Level Limit Line Margin Read Level Ant Factor Cable Loss Preamp Factor APos TPos Remark MHz dBuV/m dBuV/m dB dBuV dB/m dB dB cm deg 1 5146.50 58.39 74.00 -15.61 46.24 36.11 8.53 32.49 100 302 PEAK	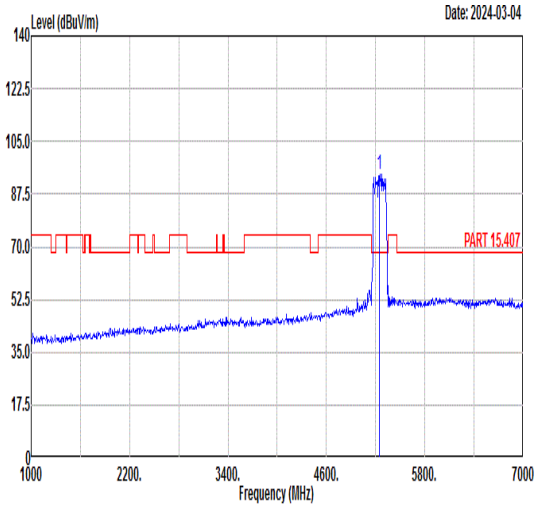 Freq Level Limit Line Margin Read Level Ant Factor Cable Loss Preamp Factor APos TPos Remark MHz dBuV/m dBuV/m dB dBuV dB/m dB dB cm deg 1 5250.00 94.09 ------ ------ 81.49 36.04 8.90 32.34 100 302 PEAK
Avg	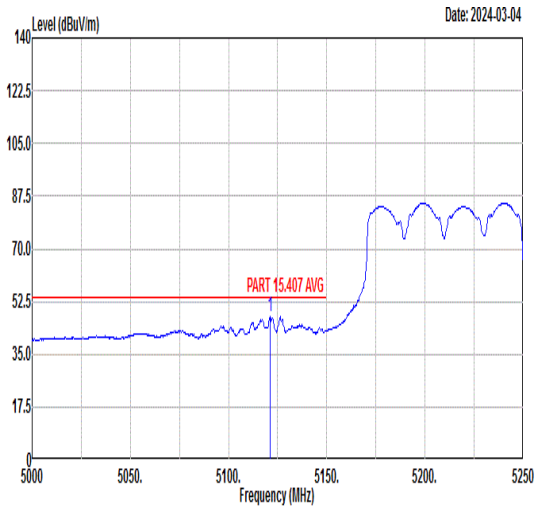 Freq Level Limit Line Margin Read Level Ant Factor Cable Loss Preamp Factor APos TPos Remark MHz dBuV/m dBuV/m dB dBuV dB/m dB dB cm deg 1 5121.25 47.71 54.00 -6.29 35.63 36.13 8.48 32.53 100 302 AVERAGE	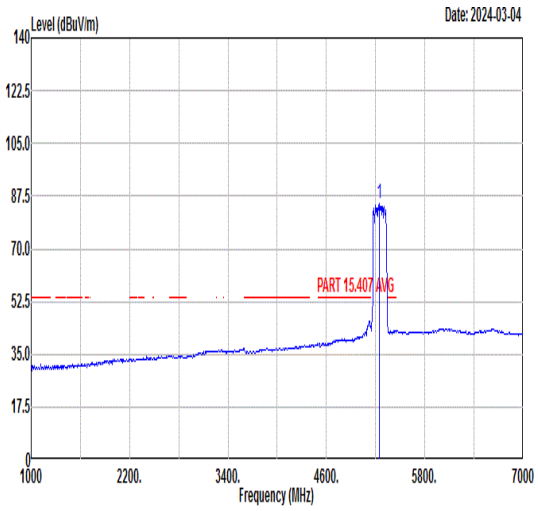 Freq Level Limit Line Margin Read Level Ant Factor Cable Loss Preamp Factor APos TPos Remark MHz dBuV/m dBuV/m dB dBuV dB/m dB dB cm deg 1 5250.00 84.95 ------ ------ 72.45 36.05 8.81 32.36 100 302 AVERAGE

Mode	82	
	Band Edge - R	
	U-NII-2A_5.25-5.35_802.11be EHT 160_CH50_Full RU_5250MHz	
ANT	5+7	
Pol.	Horizontal	Fundamental
Peak	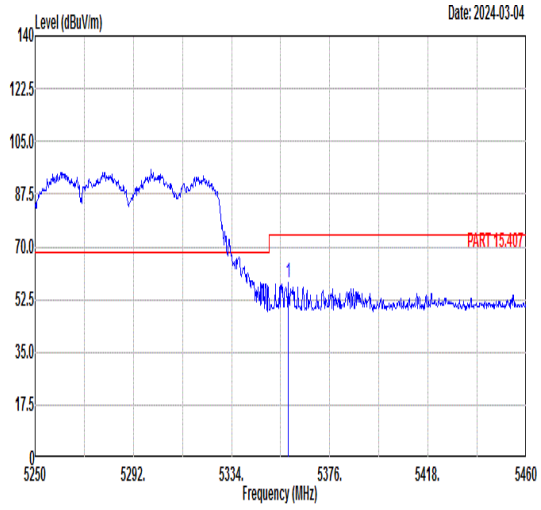 Freq Level Limit Line Margin Read Level Ant Factor Cable Loss Preamp Factor APos TPos Remark MHz dBuV/m dBuV/m dB dBuV dB/m dB dB cm deg 1 5358.36 58.25 74.00 -15.75 45.06 35.98 9.41 32.20 100 302 PEAK	Blank
Avg	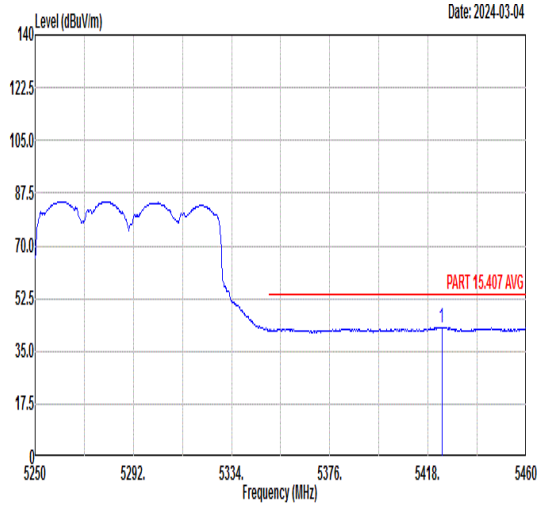 Freq Level Limit Line Margin Read Level Ant Factor Cable Loss Preamp Factor APos TPos Remark MHz dBuV/m dBuV/m dB dBuV dB/m dB dB cm deg 1 5423.88 42.89 54.00 -11.11 29.38 35.95 9.67 32.11 100 302 AVERAGE	Blank

Mode	82	
	Band Edge - L	
	U-NII-2A_5.25-5.35_802.11be EHT 160_CH50_Full RU_5250MHz	
ANT	5+7	
Pol.	Vertical	Fundamental
Peak	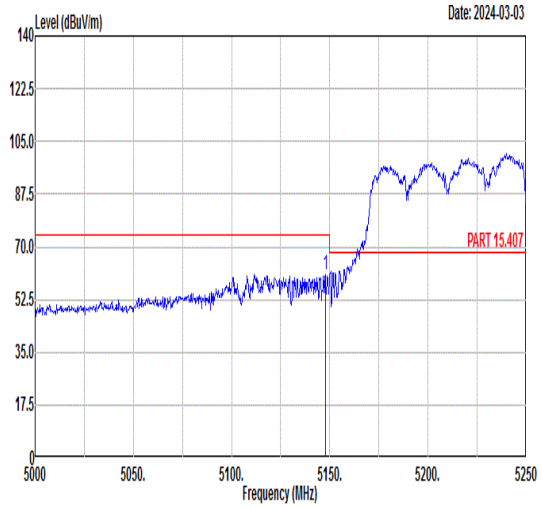 Limit Read Ant Cable Preamp APos TPos Freq Level Line Margin Level Factor Loss Factor Remark MHz dBuV/m dBuV/m dB dBuV dB/m dB dB cm deg 1 5147.75 61.00 74.00 -13.00 48.85 36.11 8.53 32.49 312 254 PEAK	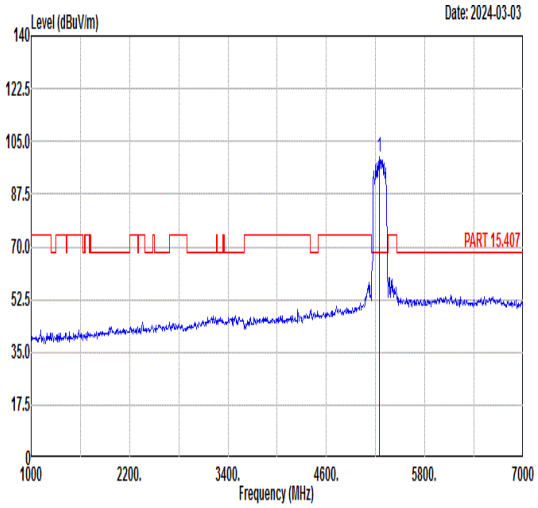 Limit Read Ant Cable Preamp APos TPos Freq Level Line Margin Level Factor Loss Factor Remark MHz dBuV/m dBuV/m dB dBuV dB/m dB dB cm deg 1 5250.00 99.62 ------ ------ 87.12 36.05 8.81 32.36 312 254 PEAK
Avg	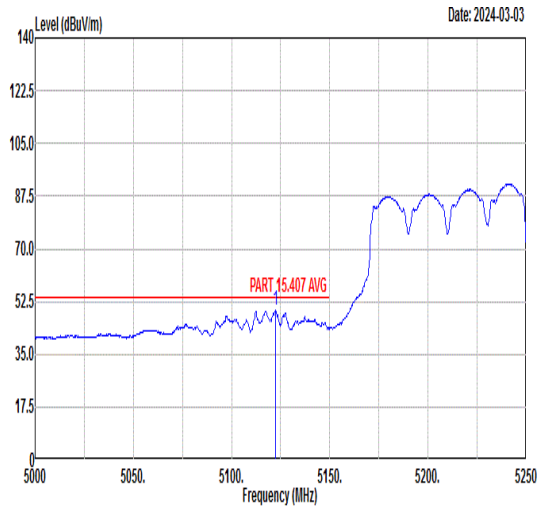 Limit Read Ant Cable Preamp APos TPos Freq Level Line Margin Level Factor Loss Factor Remark MHz dBuV/m dBuV/m dB dBuV dB/m dB dB cm deg 1 5122.25 49.68 54.00 -4.32 37.60 36.13 8.48 32.53 312 254 AVERAGE	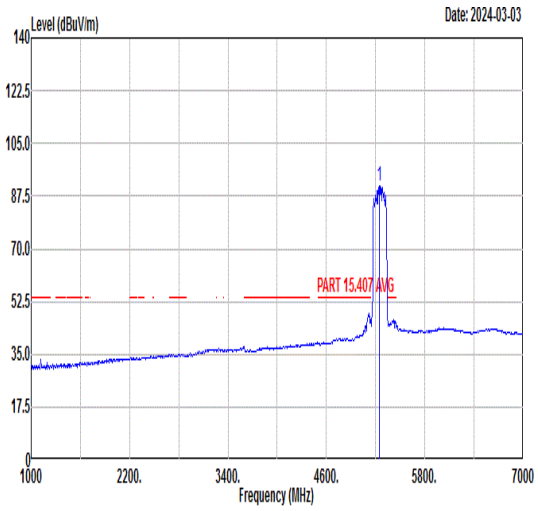 Limit Read Ant Cable Preamp APos TPos Freq Level Line Margin Level Factor Loss Factor Remark MHz dBuV/m dBuV/m dB dBuV dB/m dB dB cm deg 1 5250.00 91.04 ------ ------ 78.54 36.05 8.81 32.36 312 254 AVERAGE

Mode	82	
	Band Edge - R	
	U-NII-2A_5.25-5.35_802.11be EHT 160_CH50_Full RU_5250MHz	
ANT	5+7	
Pol.	Vertical	Fundamental
Peak	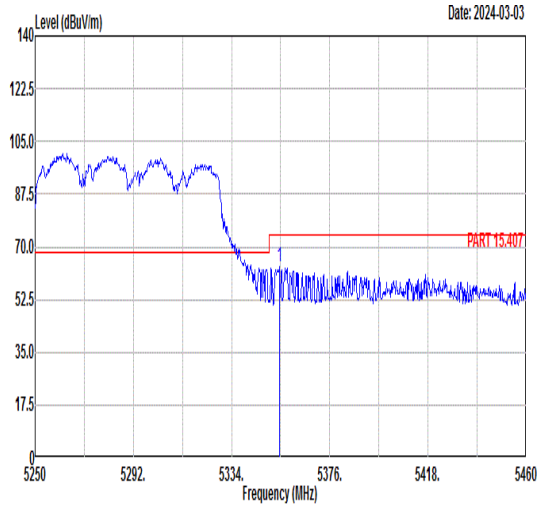 Freq Level Limit Line Margin Read Level Ant Factor Cable Loss Preamp Factor APos TPos Remark MHz dBuV/m dBuV/m dB dBuV dB/m dB dB cm deg 1 5354.37 63.27 74.00 -10.73 50.09 35.99 9.39 32.20 312 254 PEAK	Blank
Avg	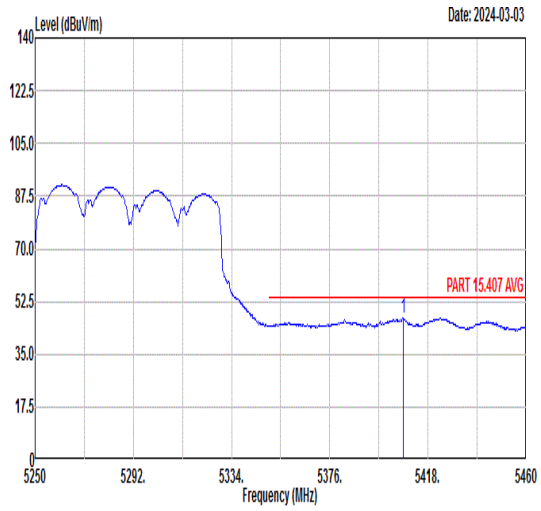 Freq Level Limit Line Margin Read Level Ant Factor Cable Loss Preamp Factor APos TPos Remark MHz dBuV/m dBuV/m dB dBuV dB/m dB dB cm deg 1 5407.50 47.09 54.00 -6.91 33.60 35.96 9.66 32.13 312 254 AVERAGE	Blank

Mode	83
	Band Edge - L
	U-NII-2C_5.47-5.725_802.11be EHT 160_CH114_Full RU_5570MHz
ANT	5+7

Pol.	Horizontal	Fundamental
Peak	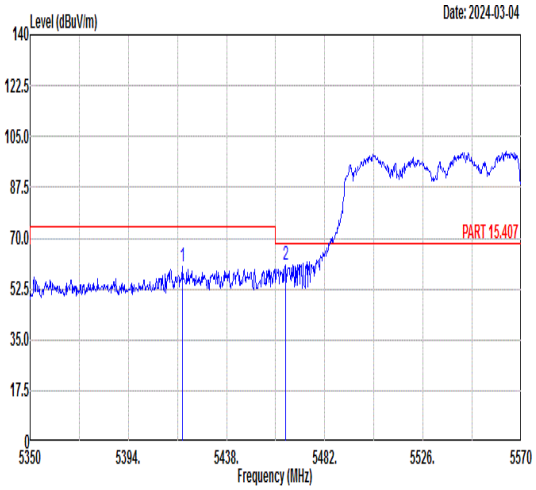 Freq Level Limit Line Margin Read Level Ant Factor Cable Loss Preamp Factor APos TPos Remark MHz dBuV/m dBuV/m dB dBuV dB/m dB dB cm deg 1 5418.20 60.12 74.00 -13.88 46.61 35.95 9.67 32.11 100 299 PEAK 2 5464.62 60.87 68.30 -7.43 47.31 35.92 9.69 32.05 100 299 PEAK	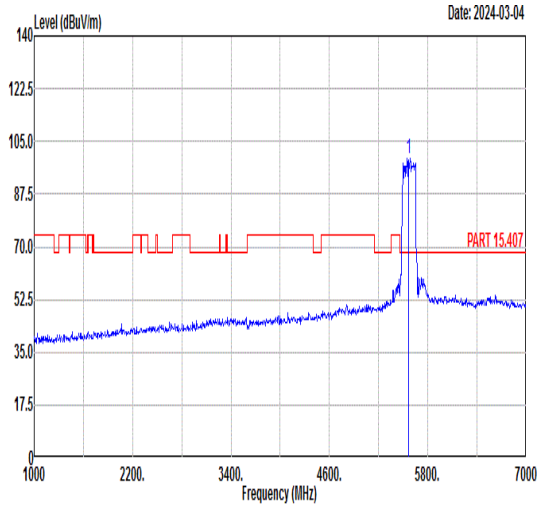 Freq Level Limit Line Margin Read Level Ant Factor Cable Loss Preamp Factor APos TPos Remark MHz dBuV/m dBuV/m dB dBuV dB/m dB dB cm deg 1 5570.00 99.35 ------ ------ 85.66 36.02 9.75 32.08 100 299 PEAK
Avg	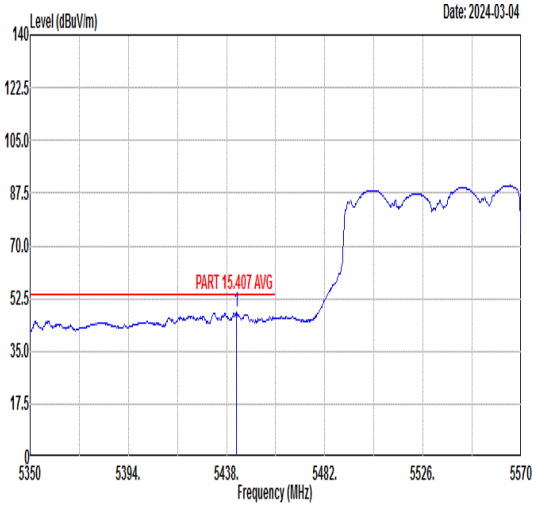 Freq Level Limit Line Margin Read Level Ant Factor Cable Loss Preamp Factor APos TPos Remark MHz dBuV/m dBuV/m dB dBuV dB/m dB dB cm deg 1 5442.40 47.90 54.00 -6.10 34.37 35.93 9.68 32.08 100 299 AVERAGE	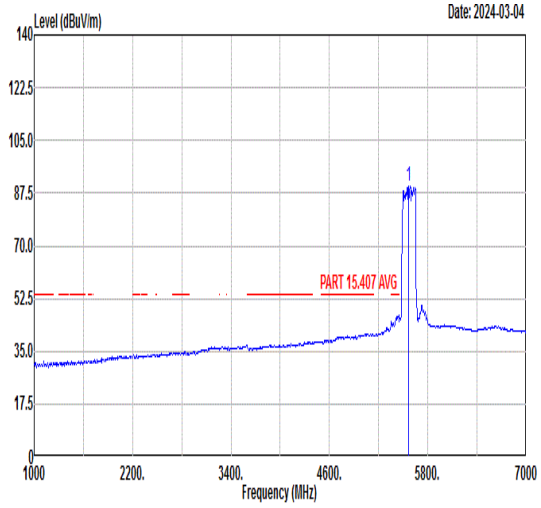 Freq Level Limit Line Margin Read Level Ant Factor Cable Loss Preamp Factor APos TPos Remark MHz dBuV/m dBuV/m dB dBuV dB/m dB dB cm deg 1 5570.00 89.90 ------ ------ 76.21 36.02 9.75 32.08 100 299 AVERAGE

Mode	83	
	Band Edge - R	
	U-NII-2C_5.47-5.725_802.11be EHT 160_CH114_Full RU_5570MHz	
ANT	5+7	
Pol.	Horizontal	Fundamental
Peak	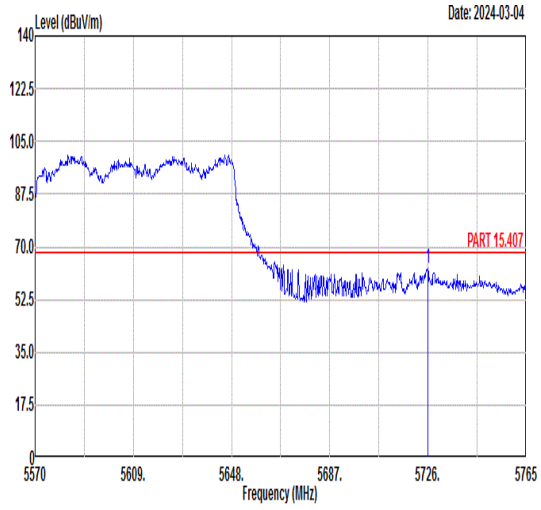 Freq Level Limit Line Margin Read Level Ant Factor Cable Loss Preamp Factor APos TPos Remark MHz dBuV/m dBuV/m dB dBuV dB/m dB dB cm deg 1 5725.81 63.05 68.30 -5.25 49.04 36.22 10.02 32.23 100 299 PEAK	Blank

Mode	83
	Band Edge - L
	U-NII-2C_5.47-5.725_802.11be EHT 160_CH114_Full RU_5570MHz
ANT	5+7

Pol.	Vertical	Fundamental
Peak	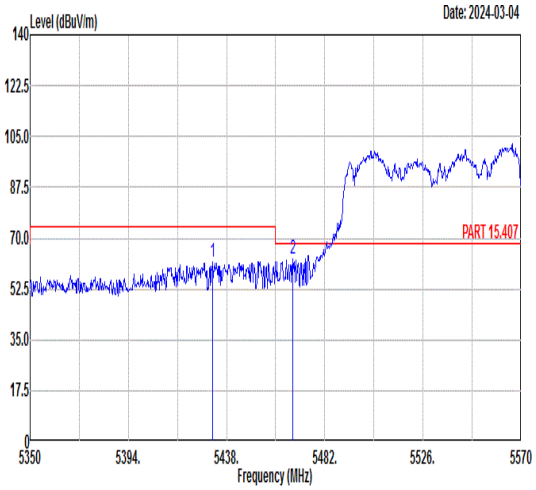 Freq Level Limit Line Margin Read Level Ant Factor Cable Loss Preamp Factor APos TPos Remark MHz dBuV/m dBuV/m dB dBuV dB/m dB dB cm deg 1 5431.84 61.99 74.00 -12.01 48.48 35.94 9.67 32.10 325 254 PEAK 2 5467.70 63.05 68.30 -5.25 49.49 35.92 9.69 32.05 325 254 PEAK	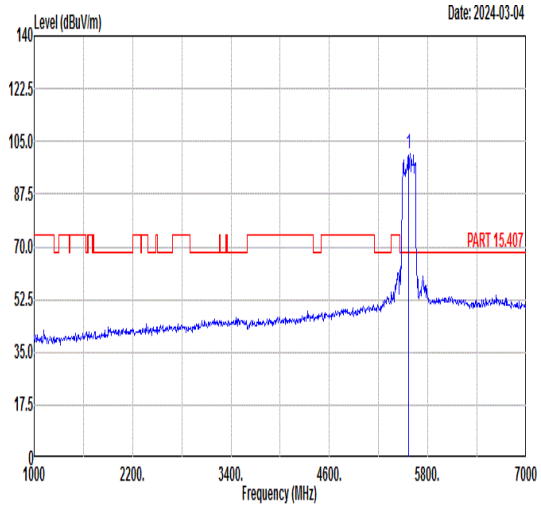 Freq Level Limit Line Margin Read Level Ant Factor Cable Loss Preamp Factor APos TPos Remark MHz dBuV/m dBuV/m dB dBuV dB/m dB dB cm deg 1 5570.00 100.95 ------ ------ 87.26 36.02 9.75 32.08 325 254 PEAK
Avg	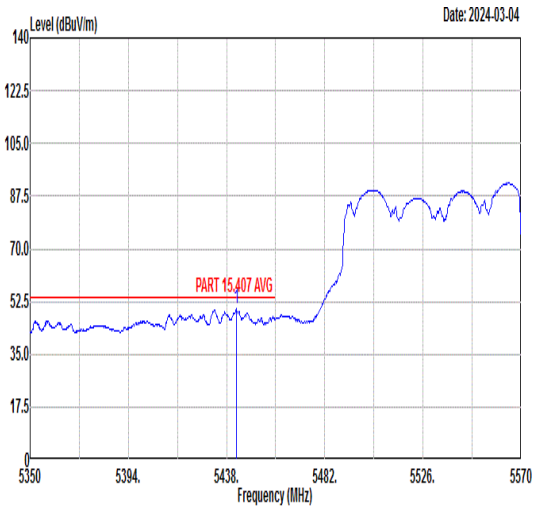 Freq Level Limit Line Margin Read Level Ant Factor Cable Loss Preamp Factor APos TPos Remark MHz dBuV/m dBuV/m dB dBuV dB/m dB dB cm deg 1 5442.40 49.94 54.00 -4.06 36.41 35.93 9.68 32.08 325 254 AVERAGE	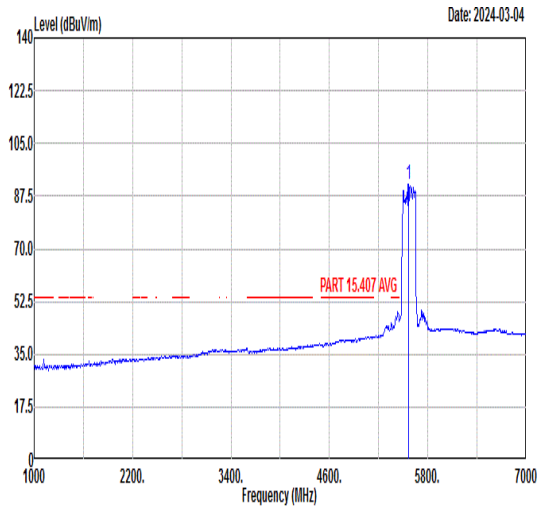 Freq Level Limit Line Margin Read Level Ant Factor Cable Loss Preamp Factor APos TPos Remark MHz dBuV/m dBuV/m dB dBuV dB/m dB dB cm deg 1 5570.00 91.45 ------ ------ 77.79 35.99 9.74 32.07 325 254 AVERAGE

Mode	83	
	Band Edge - R	
	U-NII-2C_5.47-5.725_802.11be EHT 160_CH114_Full RU_5570MHz	
ANT	5+7	
Pol.	Vertical	Fundamental
Peak	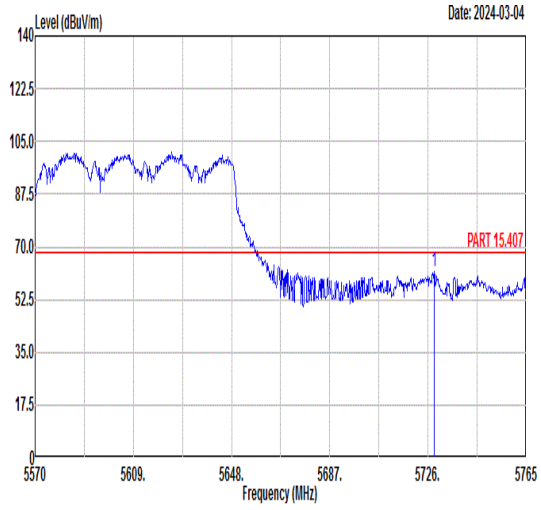 Freq Level Limit Line Margin Read Level Ant Factor Cable Loss Preamp Factor APos TPos Remark MHz dBuV/m dBuV/m dB dBuV dB/m dB dB cm deg 1 5728.54 62.03 68.30 -6.27 48.01 36.22 10.03 32.23 325 254 PEAK	Blank

Mode	84	
	Band Edge	
	Straddle channels_5.47-5.85_802.11be EHT20_CH144_Full RU_5720MHz	
ANT	5+7	
Pol.	Horizontal	Fundamental
Peak	Blank	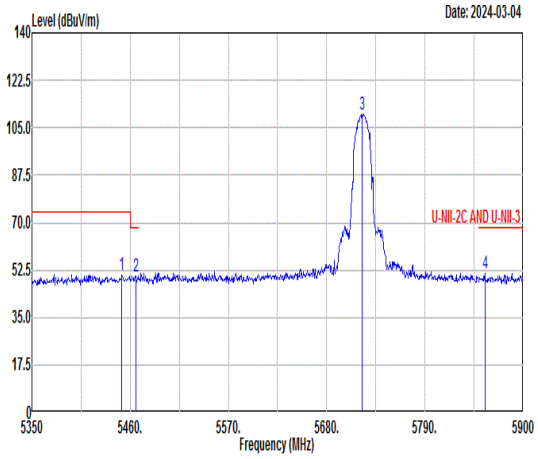 Freq Level Limit Line Margin Read Level Ant Factor Cable Loss Preamp Factor APos TPos Remark MHz dBuV/m dBuV/m dB dBuV dB/m dB dB cm deg 1 5450.65 50.89 74.00 -23.11 37.89 35.93 9.68 32.61 100 57 Peak 2 5466.05 50.28 68.30 -18.02 37.28 35.92 9.69 32.61 100 57 Peak 3 5720.00 109.77 68.30 41.47 96.24 36.21 10.01 32.69 100 57 Peak 4 5857.10 51.41 68.30 -16.89 37.45 36.40 10.30 32.74 100 57 Peak
Avg	Blank	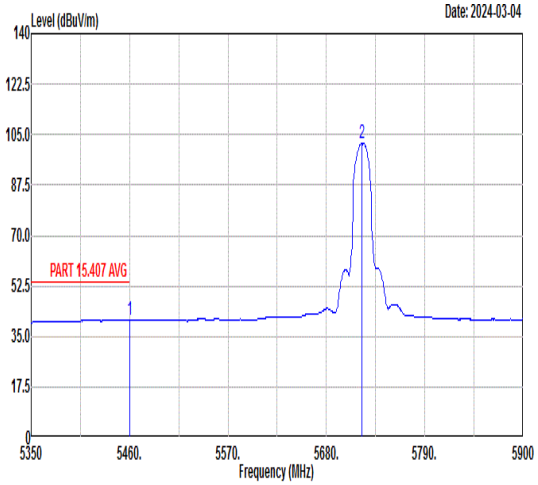 Freq Level Limit Line Margin Read Level Ant Factor Cable Loss Preamp Factor APos TPos Remark MHz dBuV/m dBuV/m dB dBuV dB/m dB dB cm deg 1 5460.00 40.76 54.00 -13.24 27.76 35.92 9.69 32.61 100 57 Average 2 5720.00 102.10 68.30 33.80 88.57 36.21 10.01 32.69 100 57 Average

Mode	84	
	Band Edge	
	Straddle channels_5.47-5.85_802.11be EHT20_CH144_Full RU_5720MHz	
ANT	5+7	
Pol.	Vertical	Fundamental
Peak	Blank	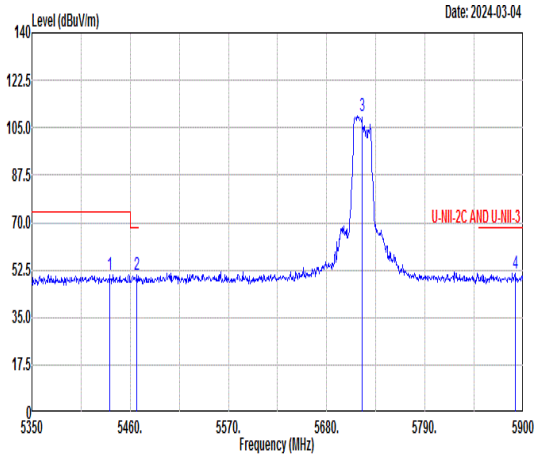 Freq Level Limit Line Margin Read Level Ant Factor Cable Loss Preamp Factor APos TPos Remark MHz dBuV/m dBuV/m dB dBuV dB/m dB dB cm deg 1 5436.90 50.91 74.00 -23.09 37.90 35.94 9.68 32.61 334 252 Peak 2 5467.70 50.82 68.30 -17.48 37.82 35.92 9.69 32.61 334 252 Peak 3 5720.00 109.31 ------ ------ 95.78 36.21 10.01 32.69 334 252 Peak 4 5891.20 51.24 68.30 -17.06 37.18 36.45 10.37 32.76 334 252 Peak
Avg	Blank	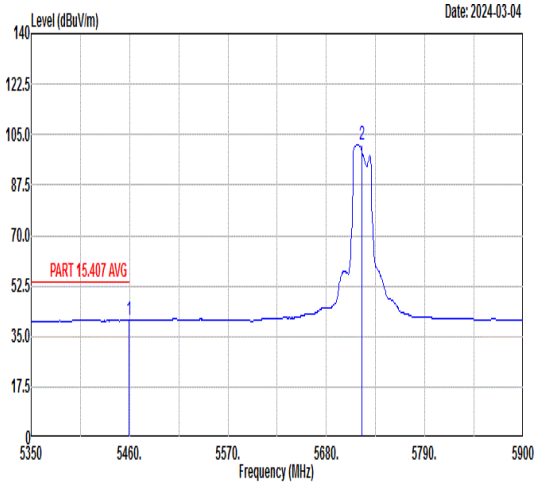 Freq Level Limit Line Margin Read Level Ant Factor Cable Loss Preamp Factor APos TPos Remark MHz dBuV/m dBuV/m dB dBuV dB/m dB dB cm deg 1 5459.45 40.67 54.00 -13.33 27.67 35.92 9.69 32.61 334 252 Average 2 5720.00 101.44 ------ ------ 87.91 36.21 10.01 32.69 334 252 Average

Mode	84	
	Harmonic	
	Straddle channels_5.47-5.85_802.11be EHT20_CH144_Full RU_5720MHz	
ANT	5+7	
Pol.	Horizontal	Vertical
Peak Avg	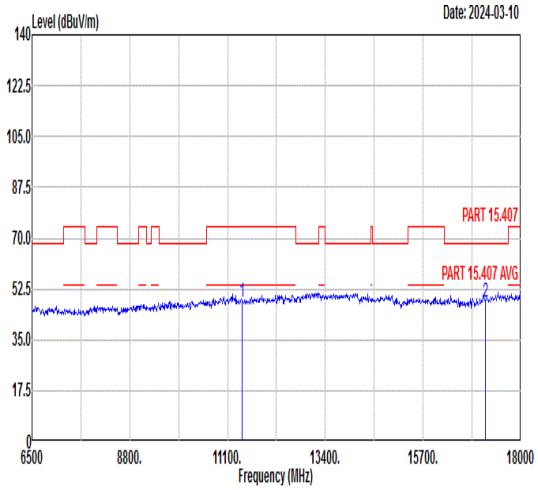 Freq Level Limit Line Margin Read Level Ant Factor Cable Loss Preamp Factor APos TPos Remark MHz dBuV/m dBuV/m dB dBuV dB/m dB dB cm deg 1 11440.00 48.09 74.00 -25.91 59.51 39.18 12.84 63.44 --- --- Peak 2 17160.00 48.11 68.30 -20.19 55.93 41.78 15.66 65.26 --- --- Peak	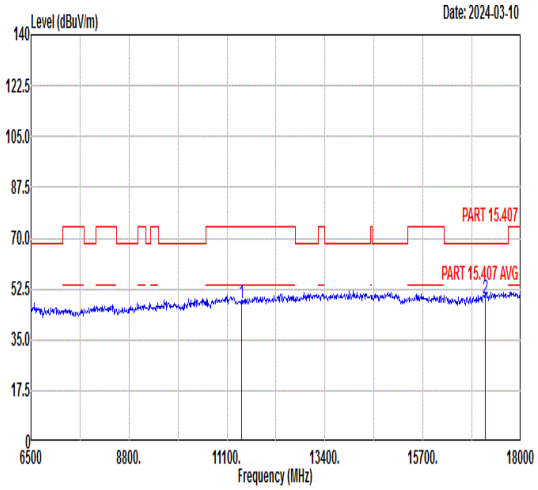 Freq Level Limit Line Margin Read Level Ant Factor Cable Loss Preamp Factor APos TPos Remark MHz dBuV/m dBuV/m dB dBuV dB/m dB dB cm deg 1 11440.00 47.67 74.00 -26.33 59.09 39.18 12.84 63.44 --- --- Peak 2 17160.00 49.23 68.30 -19.07 57.05 41.78 15.66 65.26 --- --- Peak

Mode	85	
	Band Edge	
	Straddle channels_5.47-5.85_802.11be EHT40_CH142_Full RU_5710MHz	
ANT	5+7	
Pol.	Horizontal	Fundamental
Peak	Blank	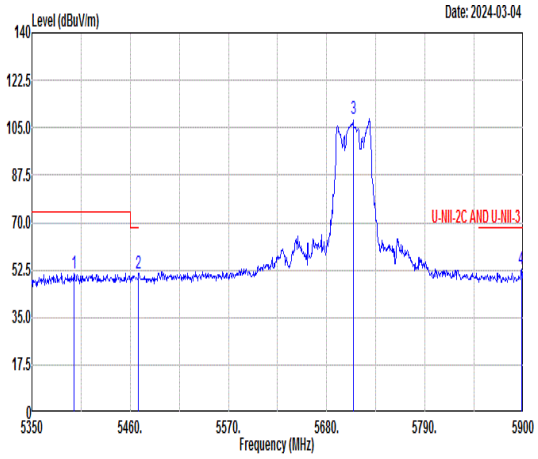 Freq Level Limit Line Margin Read Level Ant Factor Cable Loss Preamp Factor APos TPos Remark MHz dBuV/m dBuV/m dB dBuV dB/m dB dB cm deg 1 5396.75 51.22 74.00 -22.78 38.27 35.96 9.61 32.62 100 60 Peak 2 5469.35 51.43 68.30 -16.87 38.43 35.92 9.69 32.61 100 60 Peak 3 5710.00 108.56 ------ ------ 95.06 36.19 9.99 32.68 100 60 Peak 4 5897.80 52.88 68.30 -15.42 38.80 36.46 10.38 32.76 100 60 Peak
Avg	Blank	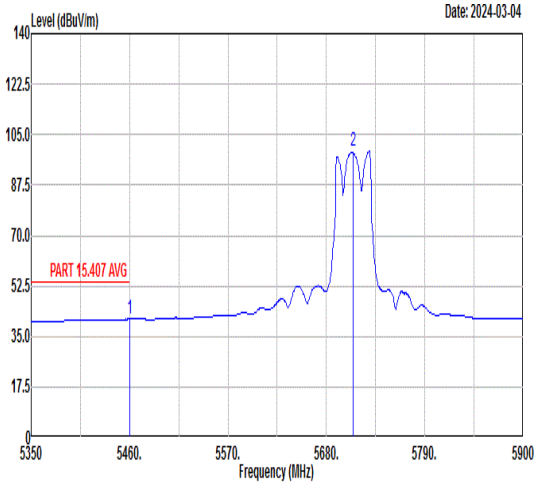 Freq Level Limit Line Margin Read Level Ant Factor Cable Loss Preamp Factor APos TPos Remark MHz dBuV/m dBuV/m dB dBuV dB/m dB dB cm deg 1 5460.00 41.02 54.00 -12.98 28.02 35.92 9.69 32.61 100 60 Average 2 5710.00 99.39 ------ ------ 85.89 36.19 9.99 32.68 100 60 Average

Mode	85	
	Band Edge	
	Straddle channels_5.47-5.85_802.11be EHT40_CH142_Full RU_5710MHz	
ANT	5+7	
Pol.	Vertical	Fundamental
Peak	Blank	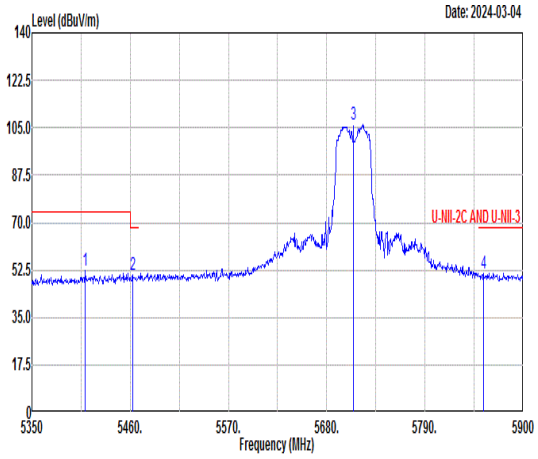 Freq Level Limit Line Margin Read Level Ant Factor Cable Loss Preamp Factor APos TPos Remark MHz dBuV/m dBuV/m dB dBuV dB/m dB dB cm deg 1 5409.95 52.09 74.00 -21.91 39.10 35.95 9.66 32.62 338 244 Peak 2 5462.75 50.50 68.30 -17.80 37.50 35.92 9.69 32.61 338 244 Peak 3 5710.00 106.44 ------ ------ 92.94 36.19 9.99 32.68 338 244 Peak 4 5855.45 51.39 68.30 -16.91 37.44 36.40 10.29 32.74 338 244 Peak
Avg	Blank	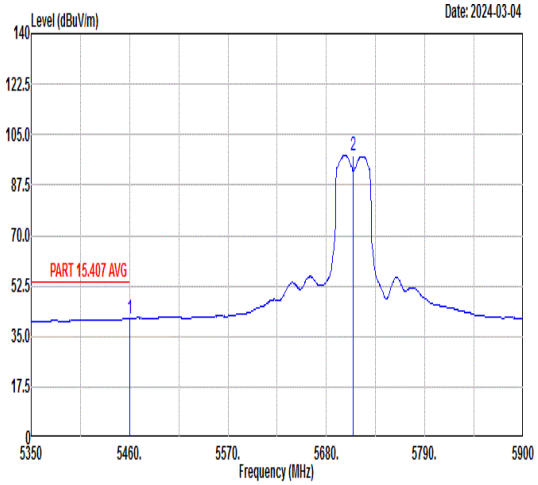 Freq Level Limit Line Margin Read Level Ant Factor Cable Loss Preamp Factor APos TPos Remark MHz dBuV/m dBuV/m dB dBuV dB/m dB dB cm deg 1 5460.00 41.28 54.00 -12.72 28.28 35.92 9.69 32.61 338 244 Average 2 5710.00 97.78 ------ ------ 84.28 36.19 9.99 32.68 338 244 Average

Mode	86	
	Band Edge	
	Straddle channels_5.47-5.85_802.11be EHT80_CH138_Full RU_5690MHz	
ANT	5+7	
Pol.	Horizontal	Fundamental
Peak	Blank	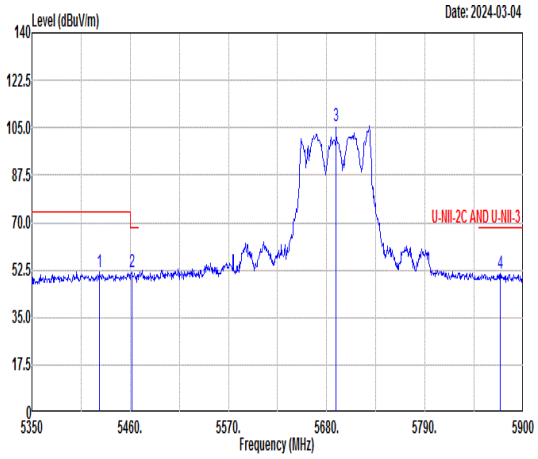 Freq Level Limit Line Margin Read Level Ant Factor Cable Loss Preamp Factor APos TPos Remark MHz dBuV/m dBuV/m dB dBuV dB/m dB dB cm deg 1 5425.35 51.97 74.00 -22.03 38.97 35.94 9.67 32.61 100 61 Peak 2 5461.65 51.53 68.30 -16.77 38.53 35.92 9.69 32.61 100 61 Peak 3 5690.00 105.71 ------ ------ 92.27 36.17 9.95 32.68 100 61 Peak 4 5874.15 51.48 68.30 -16.82 37.48 36.42 10.33 32.75 100 61 Peak
Avg	Blank	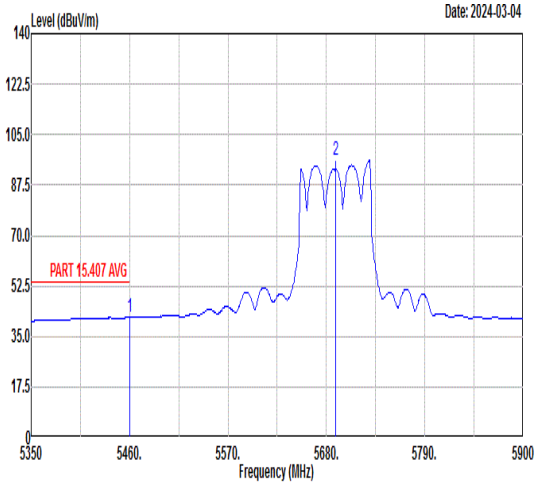 Freq Level Limit Line Margin Read Level Ant Factor Cable Loss Preamp Factor APos TPos Remark MHz dBuV/m dBuV/m dB dBuV dB/m dB dB cm deg 1 5460.00 41.62 54.00 -12.38 28.62 35.92 9.69 32.61 100 61 Average 2 5690.00 96.00 ------ ------ 82.56 36.17 9.95 32.68 100 61 Average

Mode	86	
	Band Edge	
	Straddle channels_5.47-5.85_802.11be EHT80_CH138_Full RU_5690MHz	
ANT	5+7	
Pol.	Vertical	Fundamental
Peak	Blank	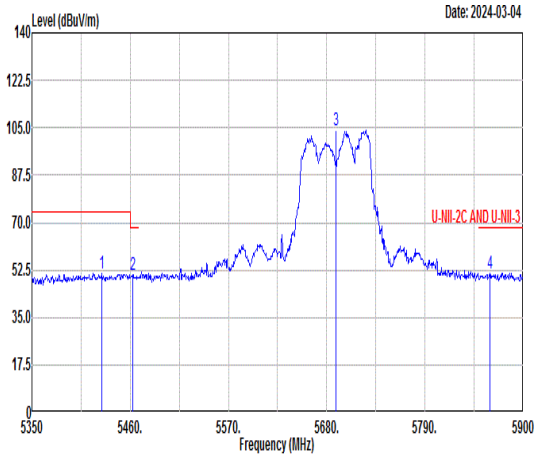 Freq Level Limit Line Margin Read Level Ant Factor Cable Loss Preamp Factor APos TPos Remark MHz dBuV/m dBuV/m dB dBuV dB/m dB dB cm deg 1 5428.10 51.28 74.00 -22.72 38.28 35.94 9.67 32.61 326 248 Peak 2 5462.75 50.74 68.30 -17.56 37.74 35.92 9.69 32.61 326 248 Peak 3 5690.00 103.88 ------ ------ 90.34 36.21 10.02 32.69 326 248 Peak 4 5862.60 51.21 68.30 -17.09 37.24 36.41 10.31 32.75 326 248 Peak
Avg	Blank	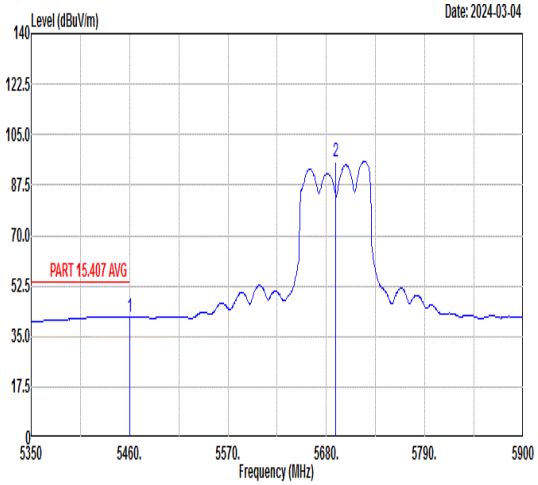 Freq Level Limit Line Margin Read Level Ant Factor Cable Loss Preamp Factor APos TPos Remark MHz dBuV/m dBuV/m dB dBuV dB/m dB dB cm deg 1 5460.00 41.84 54.00 -12.16 28.84 35.92 9.69 32.61 326 248 Average 2 5690.00 95.81 ------ ------ 82.37 36.17 9.95 32.68 326 248 Average

Mode	87	
	Band Edge	
	U-NII-1_5.15-5.25_802.11be EHT 20_CH36_Single RU106/53_5180MHz	
ANT	5+7	
Pol.	Horizontal	Fundamental
Peak	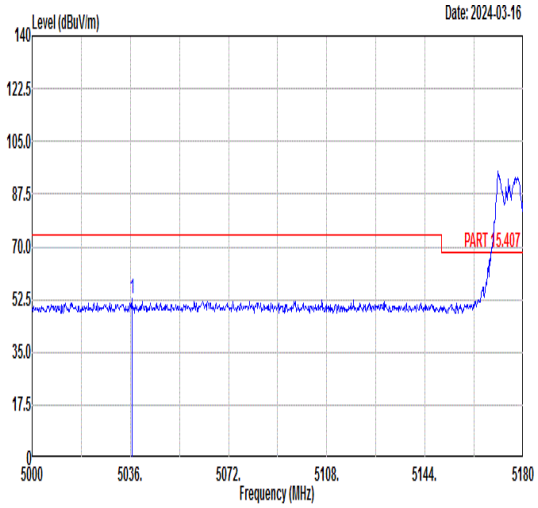 Freq Level Limit Line Margin (dB) Read Level Ant Factor Cable Loss Preamp Factor APos TPos Remark MHz dBuV/m dBuV/m dBuV dB/m dB dB cm deg 1 5036.54 52.68 74.00 -21.32 40.82 36.18 8.33 32.65 314 360 PEAK	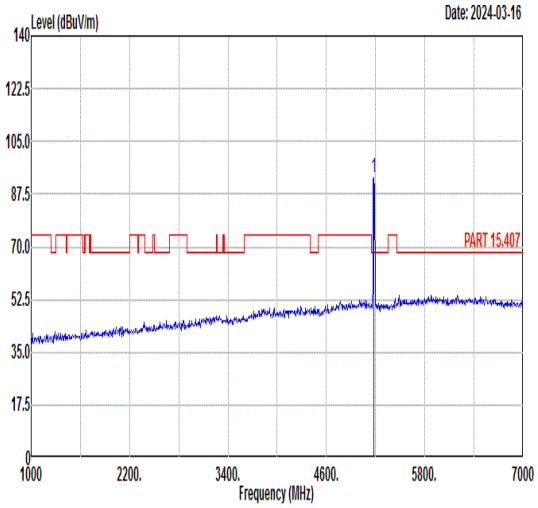 Freq Level Limit Line Margin (dB) Read Level Ant Factor Cable Loss Preamp Factor APos TPos Remark MHz dBuV/m dBuV/m dBuV dB/m dB dB cm deg 1 5180.00 93.01 ------ ------ 80.79 36.09 8.58 32.45 314 360 PEAK
Avg	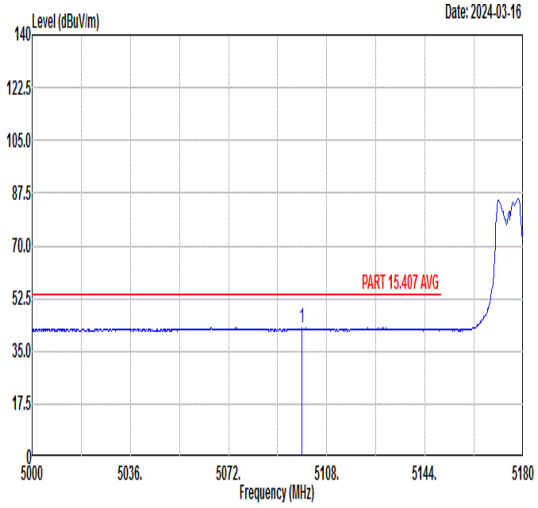 Freq Level Limit Line Margin (dB) Read Level Ant Factor Cable Loss Preamp Factor APos TPos Remark MHz dBuV/m dBuV/m dBuV dB/m dB dB cm deg 1 5098.82 42.68 54.00 -11.32 30.66 36.14 8.44 32.56 314 360 AVERAGE	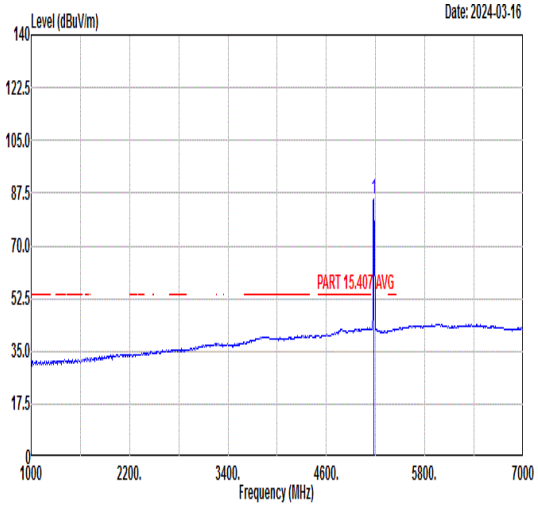 Freq Level Limit Line Margin (dB) Read Level Ant Factor Cable Loss Preamp Factor APos TPos Remark MHz dBuV/m dBuV/m dBuV dB/m dB dB cm deg 1 5180.00 85.57 ------ ------ 73.35 36.09 8.58 32.45 314 360 AVERAGE

Mode	87	
	Band Edge	
	U-NII-1_5.15-5.25_802.11be EHT 20_CH36_Single RU106/53_5180MHz	
ANT	5+7	
Pol.	Vertical	Fundamental
Peak	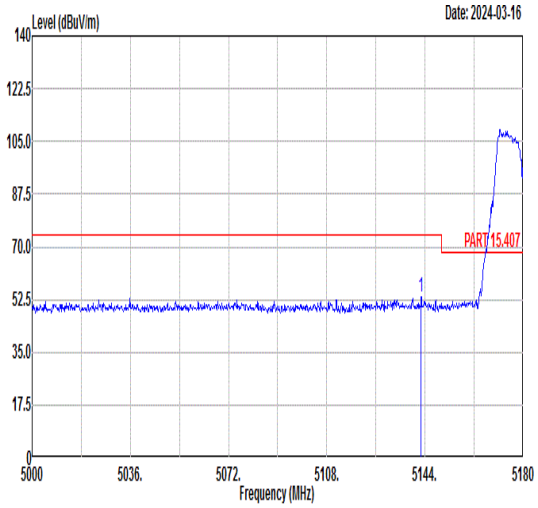 Freq Level Limit Line Margin (dB) Read Level Ant Factor Cable Loss Preamp Factor APos TPos Remark MHz dBuV/m dBuV/m dBuV dB/m dB dB cm deg 1 5142.56 53.31 74.00 -20.69 41.18 36.11 8.52 32.50 371 279 PEAK	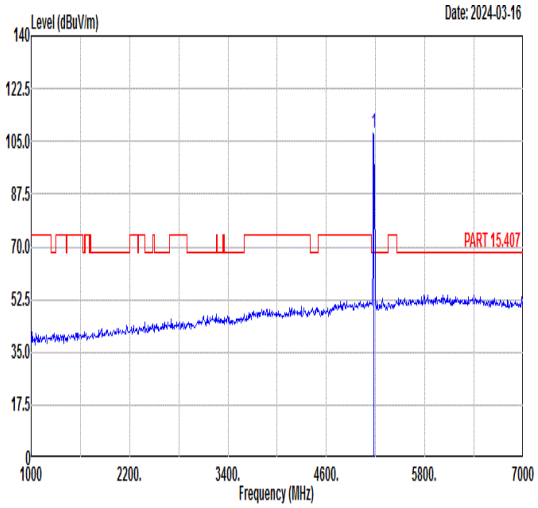 Freq Level Limit Line Margin (dB) Read Level Ant Factor Cable Loss Preamp Factor APos TPos Remark MHz dBuV/m dBuV/m dBuV dB/m dB dB cm deg 1 5180.00 107.81 ------ ------ 95.60 36.10 8.57 32.46 371 279 PEAK
Avg	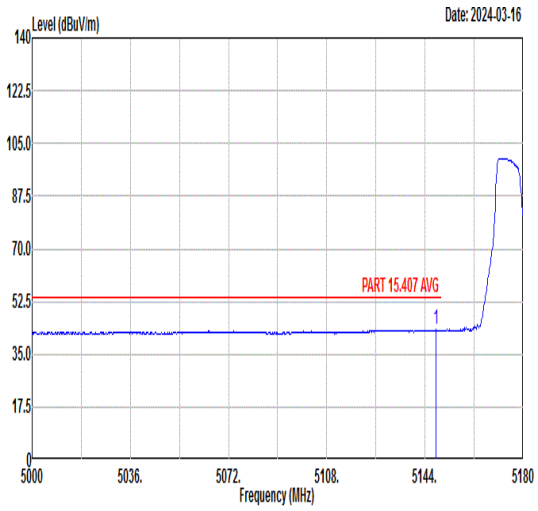 Freq Level Limit Line Margin (dB) Read Level Ant Factor Cable Loss Preamp Factor APos TPos Remark MHz dBuV/m dBuV/m dBuV dB/m dB dB cm deg 1 5148.14 43.09 54.00 -10.91 30.94 36.11 8.53 32.49 371 279 AVERAGE	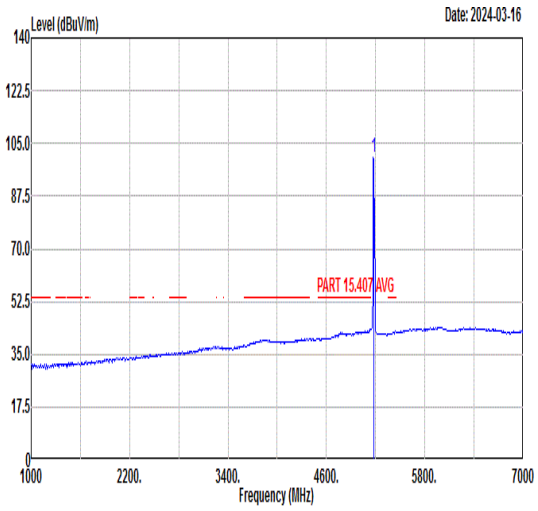 Freq Level Limit Line Margin (dB) Read Level Ant Factor Cable Loss Preamp Factor APos TPos Remark MHz dBuV/m dBuV/m dBuV dB/m dB dB cm deg 1 5180.00 100.12 ------ ------ 87.91 36.10 8.57 32.46 371 279 AVERAGE

Mode	88	
	Band Edge	
	U-NII-2A_5.25-5.35_802.11be EHT 20_CH64_Single RU52/40_5320MHz	
ANT	5+7	
Pol.	Horizontal	Fundamental
Peak	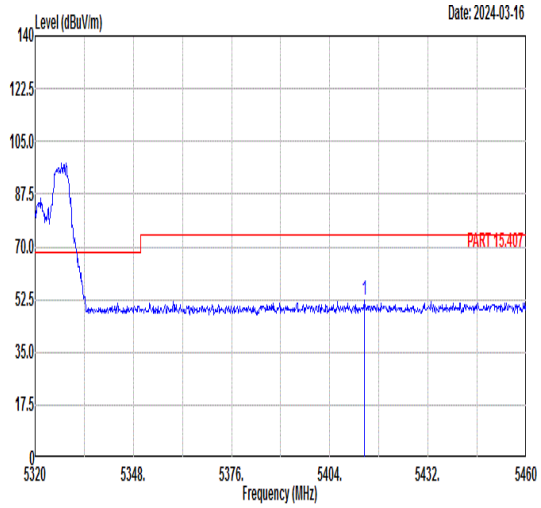 Freq Level Limit Line Margin (dB) Read Level Ant Factor Cable Loss Preamp Factor APos TPos Remark MHz dBuV/m dBuV/m dBuV dB/m dB dB cm deg 1 5413.94 52.47 74.00 -21.53 38.98 35.95 9.66 32.12 400 182 PEAK	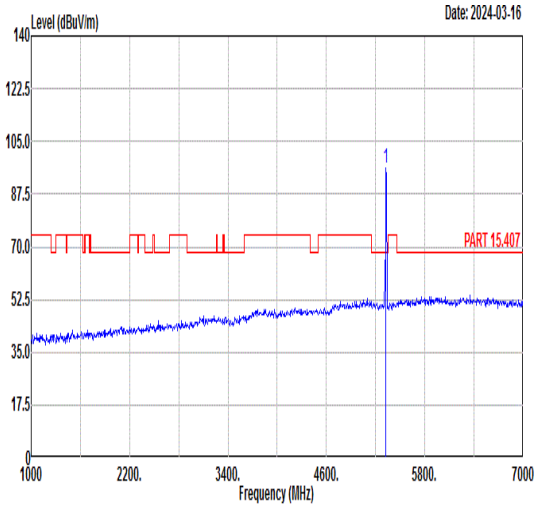 Freq Level Limit Line Margin (dB) Read Level Ant Factor Cable Loss Preamp Factor APos TPos Remark MHz dBuV/m dBuV/m dBuV dB/m dB dB cm deg 1 5320.00 96.28 ------ ------ 83.28 36.00 9.24 32.24 400 182 PEAK
Avg	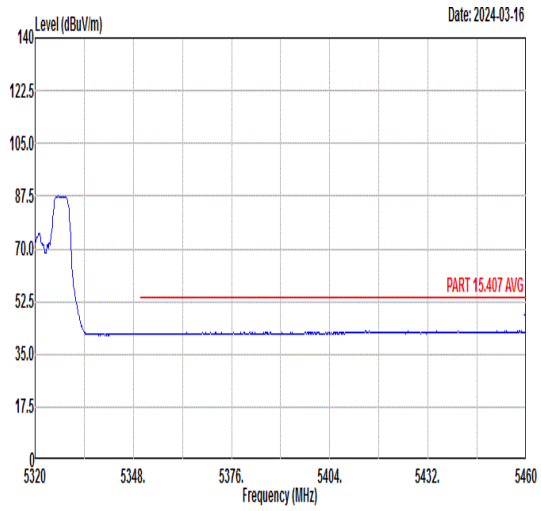 Freq Level Limit Line Margin (dB) Read Level Ant Factor Cable Loss Preamp Factor APos TPos Remark MHz dBuV/m dBuV/m dBuV dB/m dB dB cm deg 1 5459.72 42.71 54.00 -11.29 29.16 35.92 9.69 32.06 400 182 AVERAGE	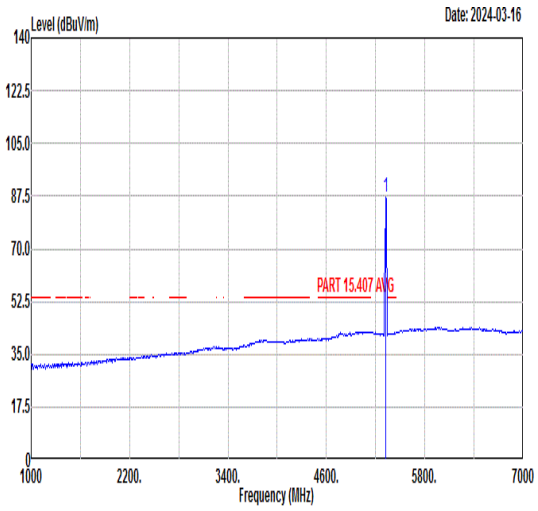 Freq Level Limit Line Margin (dB) Read Level Ant Factor Cable Loss Preamp Factor APos TPos Remark MHz dBuV/m dBuV/m dBuV dB/m dB dB cm deg 1 5320.00 87.06 ------ ------ 74.06 36.00 9.24 32.24 400 182 AVERAGE

Mode	88	
	Band Edge	
	U-NII-2A_5.25-5.35_802.11be EHT 20_CH64_Single RU52/40_5320MHz	
ANT	5+7	
Pol.	Vertical	Fundamental
Peak	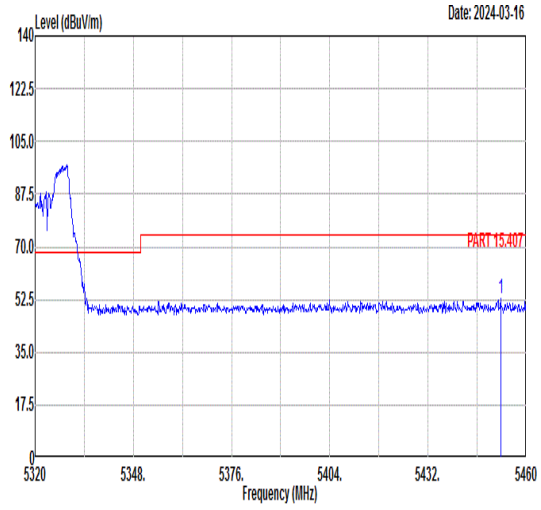 Freq Level Limit Line Margin (dB) Read Level Ant Factor Cable Loss Preamp Factor APos TPos Remark MHz dBuV/m dBuV/m dBuV dB/m dB dB cm deg 1 5452.72 52.78 74.00 -21.22 39.24 35.93 9.68 32.07 400 273 PEAK	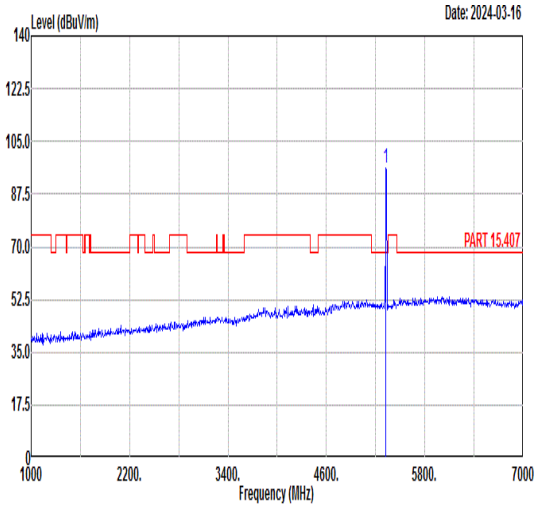 Freq Level Limit Line Margin (dB) Read Level Ant Factor Cable Loss Preamp Factor APos TPos Remark MHz dBuV/m dBuV/m dBuV dB/m dB dB cm deg 1 5320.00 96.26 ------ ------ 83.26 36.00 9.24 32.24 400 273 PEAK
Avg	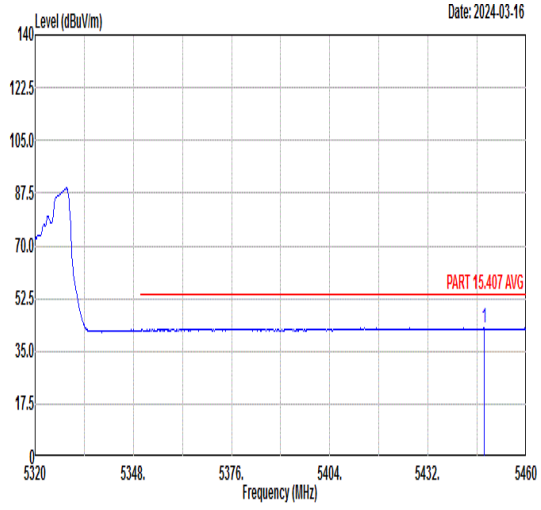 Freq Level Limit Line Margin (dB) Read Level Ant Factor Cable Loss Preamp Factor APos TPos Remark MHz dBuV/m dBuV/m dBuV dB/m dB dB cm deg 1 5447.96 42.64 54.00 -11.36 29.10 35.93 9.68 32.07 400 273 AVERAGE	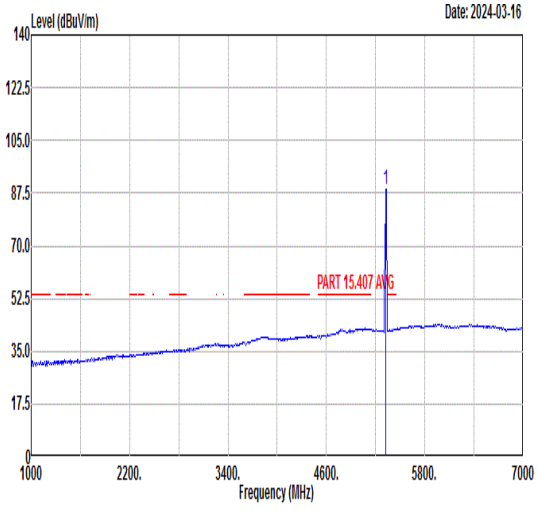 Freq Level Limit Line Margin (dB) Read Level Ant Factor Cable Loss Preamp Factor APos TPos Remark MHz dBuV/m dBuV/m dBuV dB/m dB dB cm deg 1 5320.00 88.71 ------ ------ 75.71 36.00 9.24 32.24 400 273 AVERAGE

Mode	89
	Band Edge
	U-NII-2C_5.47-5.725_802.11be EHT 20_CH100_Single RU52/37_5500MHz
ANT	5+7

Pol.	Horizontal	Fundamental
Peak	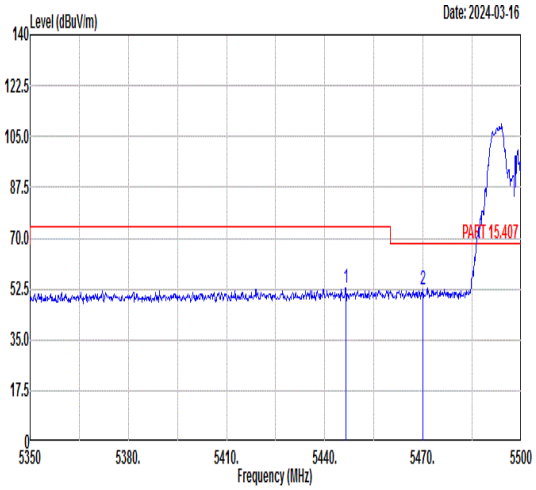 Freq Level Limit Line Margin (dB) Read Level Ant Factor Cable Loss Preamp Factor APos TPos Remark MHz dBuV/m dBuV/m dBuV dB/m dB dB cm deg 1 5446.45 53.08 74.00 -20.92 39.54 35.93 9.68 32.07 112 66 PEAK 2 5469.85 52.44 68.30 -15.86 38.87 35.92 9.69 32.04 112 66 PEAK	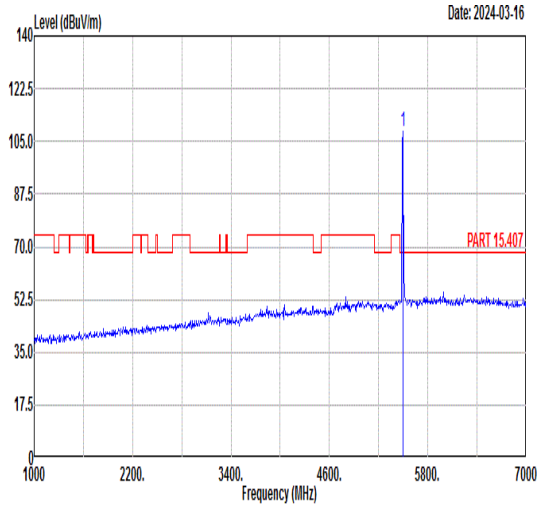 Freq Level Limit Line Margin (dB) Read Level Ant Factor Cable Loss Preamp Factor APos TPos Remark MHz dBuV/m dBuV/m dBuV dB/m dB dB cm deg 1 5500.00 108.16 ------ ------ 94.57 35.90 9.70 32.01 112 66 PEAK
Avg	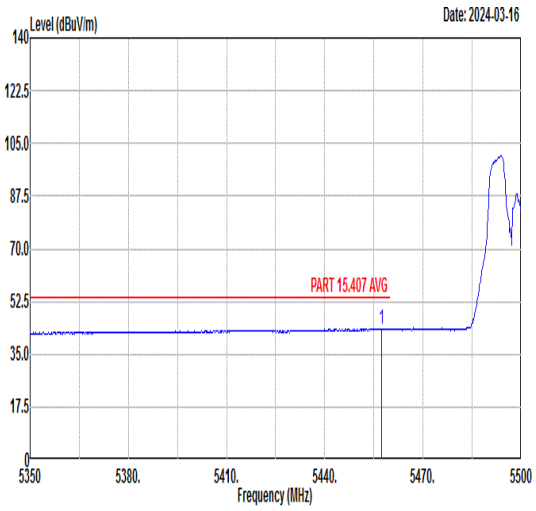 Freq Level Limit Line Margin (dB) Read Level Ant Factor Cable Loss Preamp Factor APos TPos Remark MHz dBuV/m dBuV/m dBuV dB/m dB dB cm deg 1 5457.40 43.54 54.00 -10.46 29.98 35.93 9.69 32.06 112 66 AVERAGE	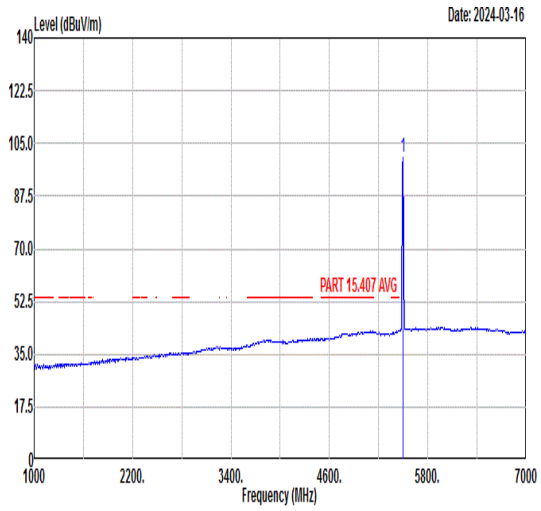 Freq Level Limit Line Margin (dB) Read Level Ant Factor Cable Loss Preamp Factor APos TPos Remark MHz dBuV/m dBuV/m dBuV dB/m dB dB cm deg 1 5500.00 100.63 ------ ------ 87.04 35.90 9.70 32.01 112 66 AVERAGE

Mode	89
	Band Edge
	U-NII-2C_5.47-5.725_802.11be EHT 20_CH100_Single RU52/37_5500MHz
ANT	5+7

Pol.	Vertical	Fundamental
Peak	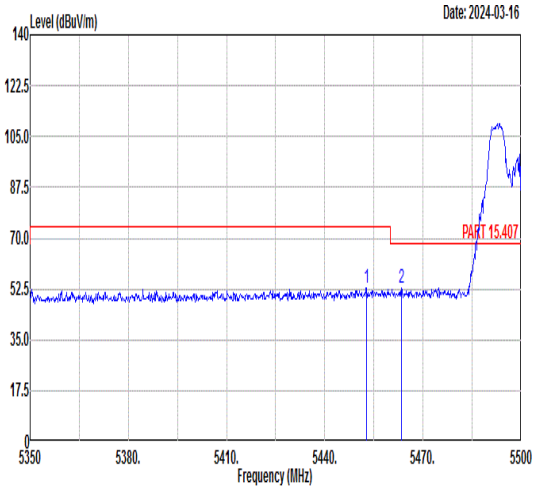 Freq Level Limit Line Margin (dB) Read Level Ant Factor Cable Loss Preamp Factor APos TPos Remark MHz dBuV/m dBuV/m dBuV dB/m dB dB cm deg 1 5452.75 52.67 74.00 -21.33 39.13 35.93 9.68 32.07 314 268 PEAK 2 5463.40 52.73 68.30 -15.57 39.17 35.92 9.69 32.05 314 268 PEAK	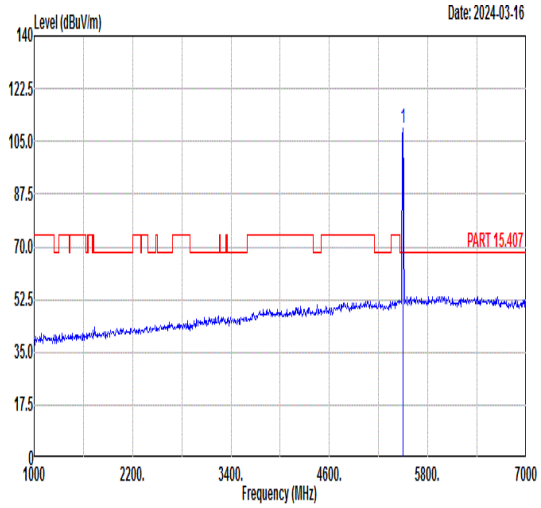 Freq Level Limit Line Margin (dB) Read Level Ant Factor Cable Loss Preamp Factor APos TPos Remark MHz dBuV/m dBuV/m dBuV dB/m dB dB cm deg 1 5500.00 109.47 ------ ------ 95.88 35.90 9.70 32.01 314 268 PEAK
Avg	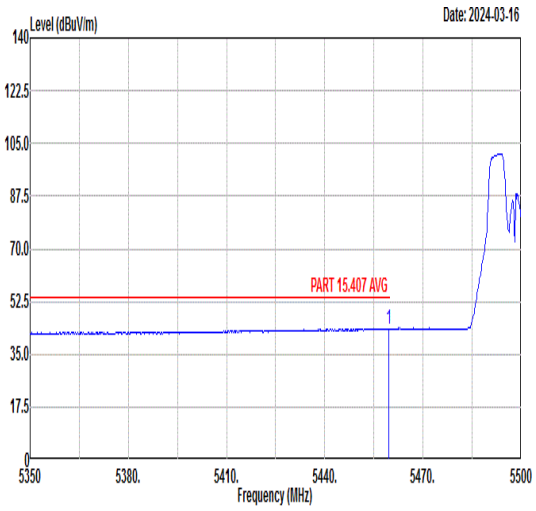 Freq Level Limit Line Margin (dB) Read Level Ant Factor Cable Loss Preamp Factor APos TPos Remark MHz dBuV/m dBuV/m dBuV dB/m dB dB cm deg 1 5459.50 43.53 54.00 -10.47 29.98 35.92 9.69 32.06 314 268 AVERAGE	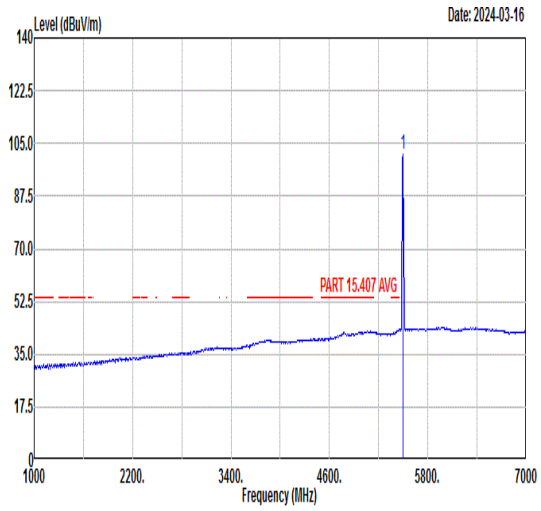 Freq Level Limit Line Margin (dB) Read Level Ant Factor Cable Loss Preamp Factor APos TPos Remark MHz dBuV/m dBuV/m dBuV dB/m dB dB cm deg 1 5500.00 101.32 ------ ------ 87.73 35.90 9.70 32.01 314 268 AVERAGE

Mode	90	
	Band Edge	
	U-NII-2C_5.47-5.725_802.11be EHT 20_CH140_Single RU106/54_5700MHz	
ANT	5+7	
Pol.	Horizontal	Fundamental
Peak	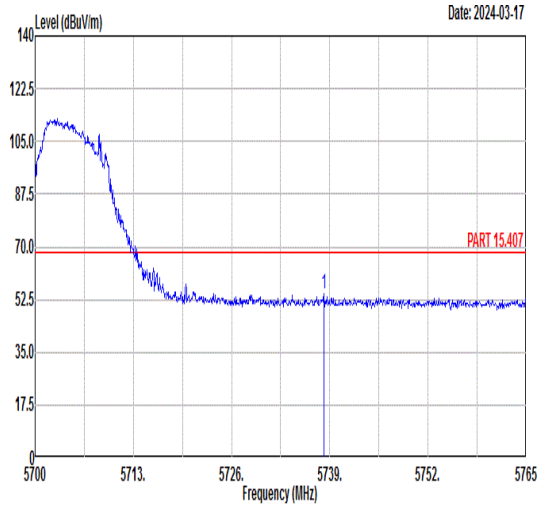 Freq Level Limit Line Margin (dB) Read Level Ant Factor Cable Loss Preamp Factor APos TPos Remark MHz dBuV/m dBuV/m dBuV dB/m dB dB cm deg 1 5738.22 54.33 68.30 -13.97 40.29 36.23 10.05 32.24 100 59 PEAK	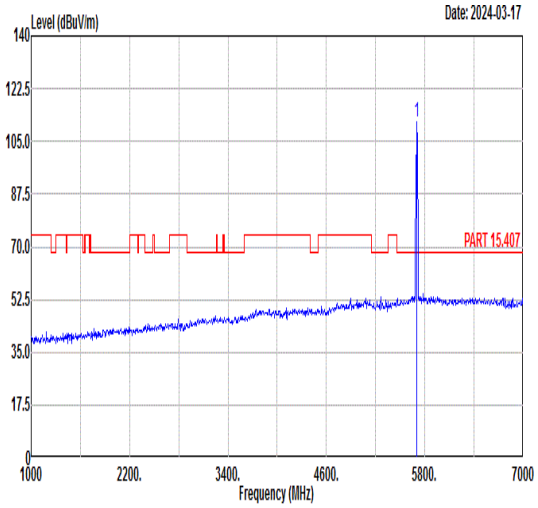 Freq Level Limit Line Margin (dB) Read Level Ant Factor Cable Loss Preamp Factor APos TPos Remark MHz dBuV/m dBuV/m dBuV dB/m dB dB cm deg 1 5700.00 111.44 ------ ------ 97.48 36.19 9.97 32.20 100 59 PEAK
Avg	Blank	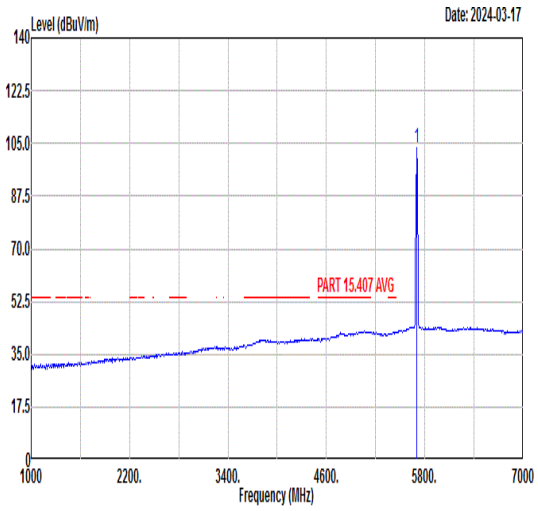 Freq Level Limit Line Margin (dB) Read Level Ant Factor Cable Loss Preamp Factor APos TPos Remark MHz dBuV/m dBuV/m dBuV dB/m dB dB cm deg 1 5700.00 103.71 ------ ------ 89.75 36.19 9.97 32.20 100 59 AVERAGE

Mode	90	
	Band Edge	
	U-NII-2C_5.47-5.725_802.11be EHT 20_CH140_Single RU106/54_5700MHz	
ANT	5+7	
Pol.	Vertical	Fundamental
Peak	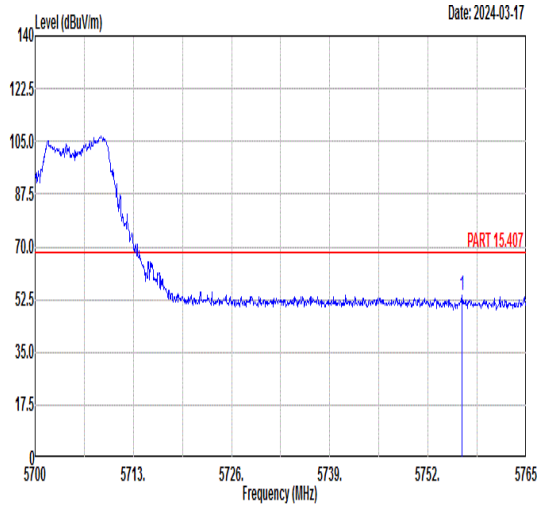 Freq Level Limit Line Margin (dB) Read Level Ant Factor Cable Loss Preamp Factor APos TPos Remark MHz dBuV/m dBuV/m dBuV dB/m dB dB cm deg 1 5756.49 53.93 68.30 -14.37 39.85 36.26 10.08 32.26 317 265 PEAK	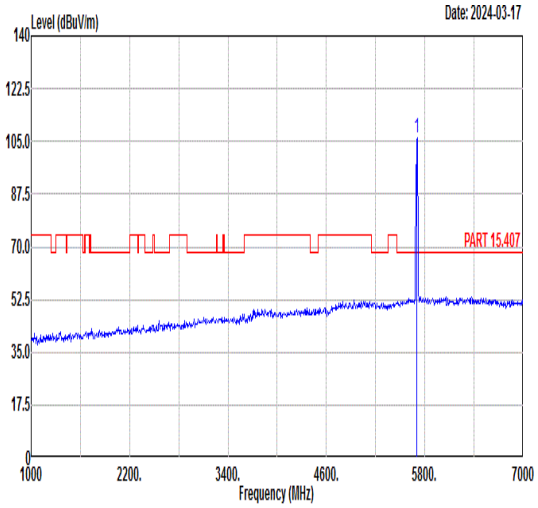 Freq Level Limit Line Margin (dB) Read Level Ant Factor Cable Loss Preamp Factor APos TPos Remark MHz dBuV/m dBuV/m dBuV dB/m dB dB cm deg 1 5700.00 106.04 ------ ------ 92.07 36.19 9.99 32.21 317 265 PEAK
Avg	Blank	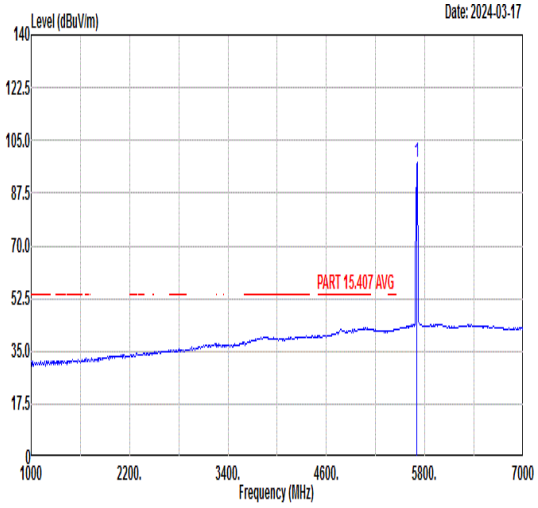 Freq Level Limit Line Margin (dB) Read Level Ant Factor Cable Loss Preamp Factor APos TPos Remark MHz dBuV/m dBuV/m dBuV dB/m dB dB cm deg 1 5700.00 97.92 ------ ------ 83.95 36.19 9.99 32.21 317 265 AVERAGE

Mode	91	
	Band Edge	
	U-NII-1_5.15-5.25_802.11be EHT 20_CH36_Small RU52+26_5180MHz	
ANT	5+7	
Pol.	Horizontal	Fundamental
Peak	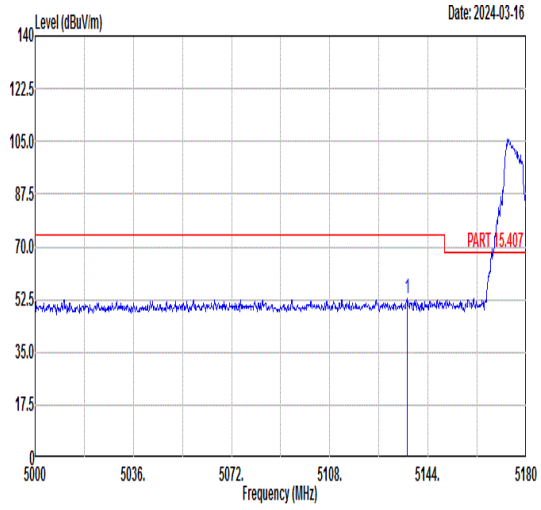 Freq Level Limit Line Margin (dB) Read Level Ant Factor Cable Loss Preamp Factor APos TPos Remark MHz dBuV/m dBuV/m dBuV dB/m dB dB cm deg 1 5136.26 52.70 74.00 -21.30 40.58 36.12 8.51 32.51 100 304 PEAK	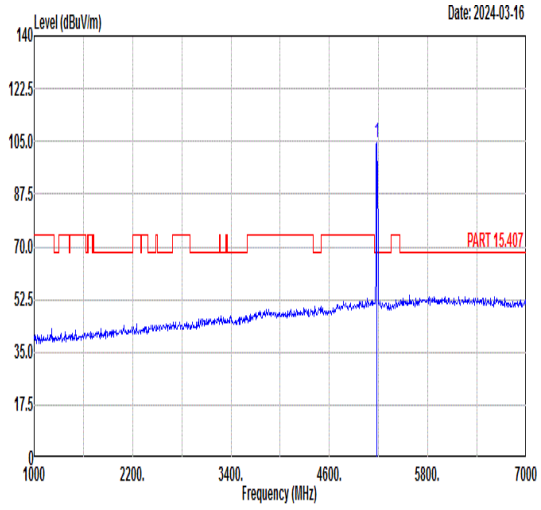 Freq Level Limit Line Margin (dB) Read Level Ant Factor Cable Loss Preamp Factor APos TPos Remark MHz dBuV/m dBuV/m dBuV dB/m dB dB cm deg 1 5180.00 104.34 ------ ------ 92.12 36.09 8.58 32.45 100 304 PEAK
Avg	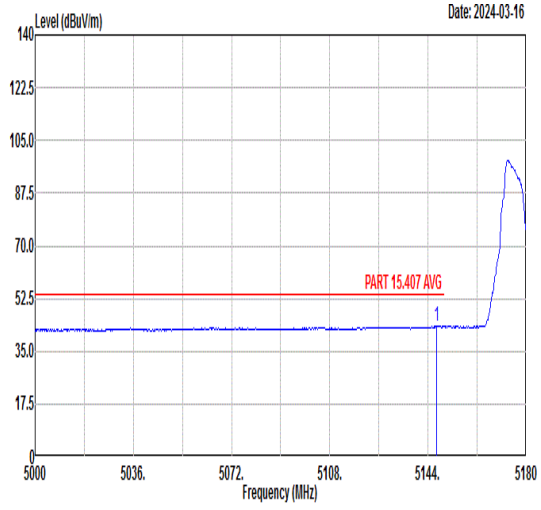 Freq Level Limit Line Margin (dB) Read Level Ant Factor Cable Loss Preamp Factor APos TPos Remark MHz dBuV/m dBuV/m dBuV dB/m dB dB cm deg 1 5147.24 43.22 54.00 -10.78 31.07 36.11 8.53 32.49 100 304 AVERAGE	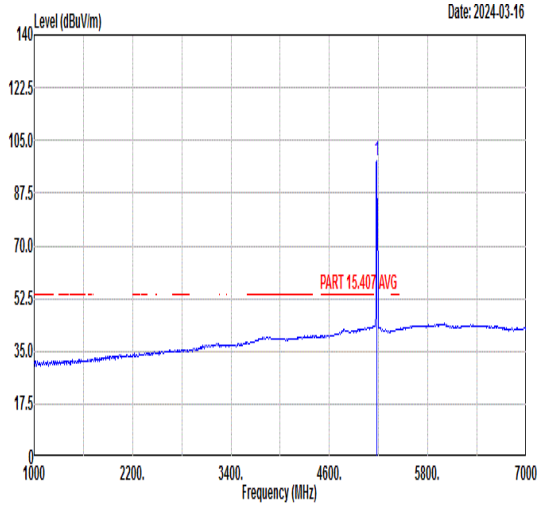 Freq Level Limit Line Margin (dB) Read Level Ant Factor Cable Loss Preamp Factor APos TPos Remark MHz dBuV/m dBuV/m dBuV dB/m dB dB cm deg 1 5180.00 98.09 ------ ------ 85.87 36.09 8.58 32.45 100 304 AVERAGE

Mode	91	
	Band Edge	
	U-NII-1_5.15-5.25_802.11be EHT 20_CH36_Small RU52+26_5180MHz	
ANT	5+7	
Pol.	Vertical	Fundamental
Peak	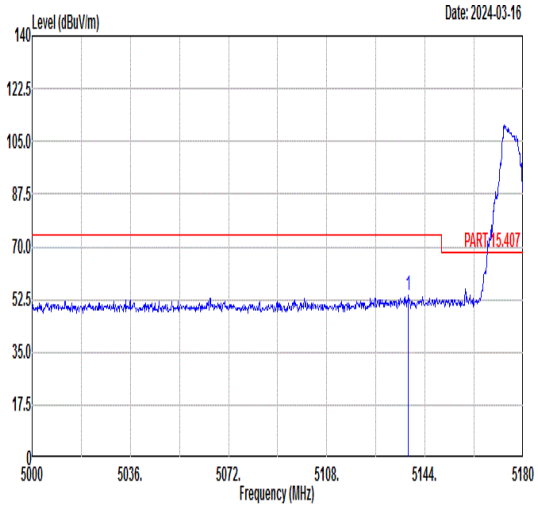 Freq Level Limit Line Margin (dB) Read Level Ant Factor Cable Loss Preamp Factor APos TPos Remark 1 5137.88 53.66 74.00 -20.34 41.54 36.12 8.51 32.51 371 266 PEAK	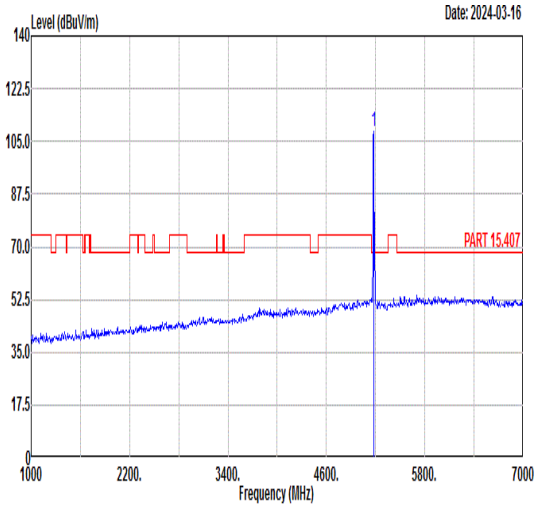 Freq Level Limit Line Margin (dB) Read Level Ant Factor Cable Loss Preamp Factor APos TPos Remark 1 5180.00 108.11 ------ ------ 95.89 36.09 8.58 32.45 371 266 PEAK
Avg	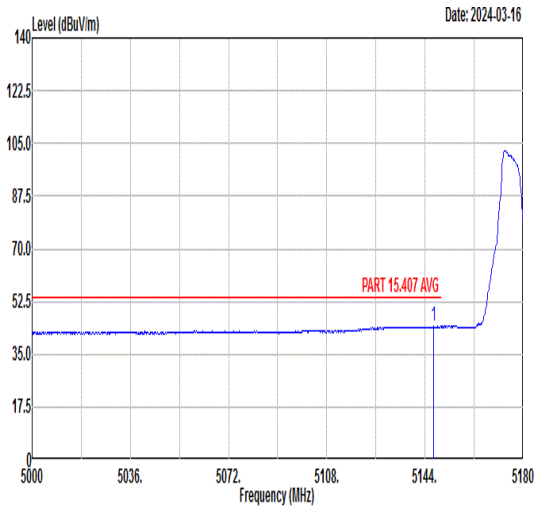 Freq Level Limit Line Margin (dB) Read Level Ant Factor Cable Loss Preamp Factor APos TPos Remark 1 5147.06 44.19 54.00 -9.81 32.04 36.11 8.53 32.49 371 266 AVERAGE	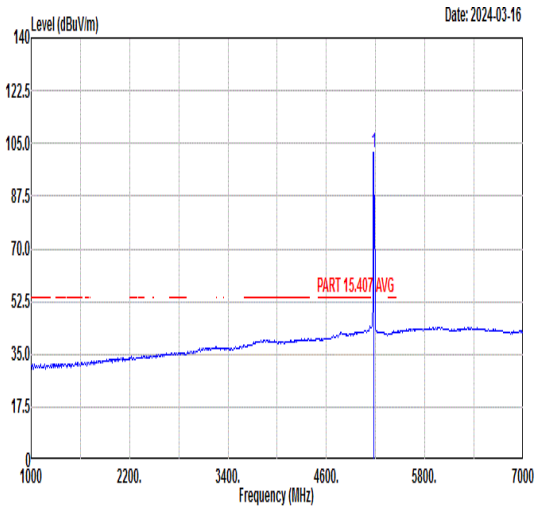 Freq Level Limit Line Margin (dB) Read Level Ant Factor Cable Loss Preamp Factor APos TPos Remark 1 5180.00 102.20 ------ ------ 89.98 36.09 8.58 32.45 371 266 AVERAGE

Mode	92	
	Band Edge	
	U-NII-2A_5.25-5.35_802.11be EHT 20_CH64_Small RU52+26_5320MHz	
ANT	5+7	
Pol.	Horizontal	Fundamental
Peak	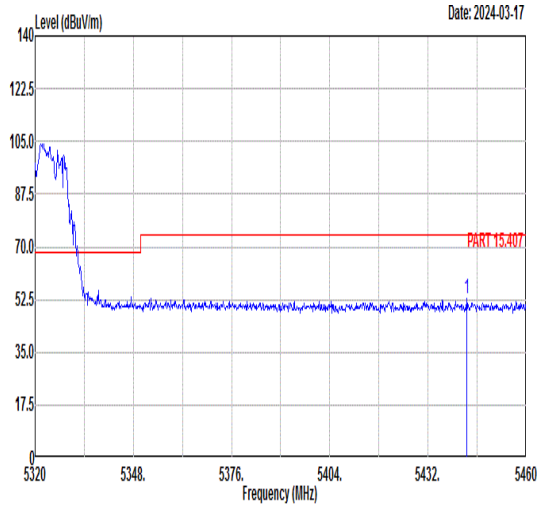 Freq Level Limit Line Margin (dB) Read Level Ant Factor Cable Loss Preamp Factor APos TPos Remark 1 5443.06 52.85 74.00 -21.15 39.32 35.93 9.68 32.08 100 69 PEAK	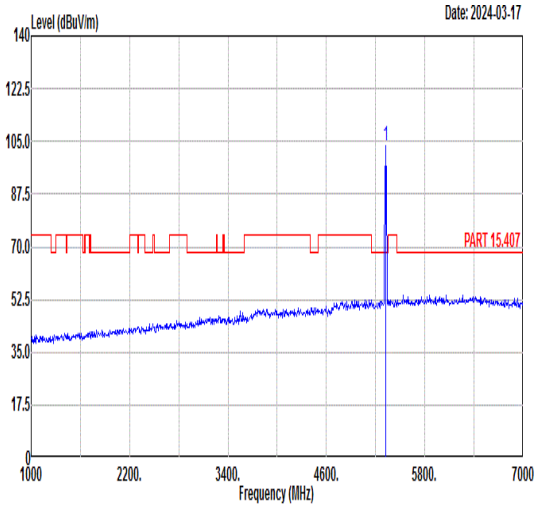 Freq Level Limit Line Margin (dB) Read Level Ant Factor Cable Loss Preamp Factor APos TPos Remark 1 5320.00 103.71 ------ ------ 90.74 36.01 9.21 32.25 100 69 PEAK
Avg	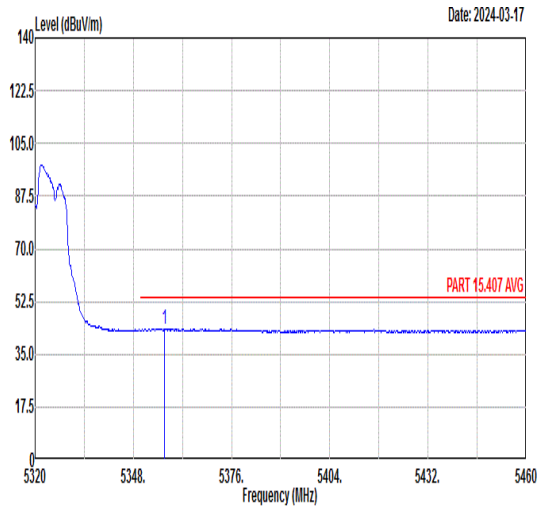 Freq Level Limit Line Margin (dB) Read Level Ant Factor Cable Loss Preamp Factor APos TPos Remark 1 5356.96 43.37 54.00 -10.63 30.18 35.99 9.40 32.20 100 69 AVERAGE	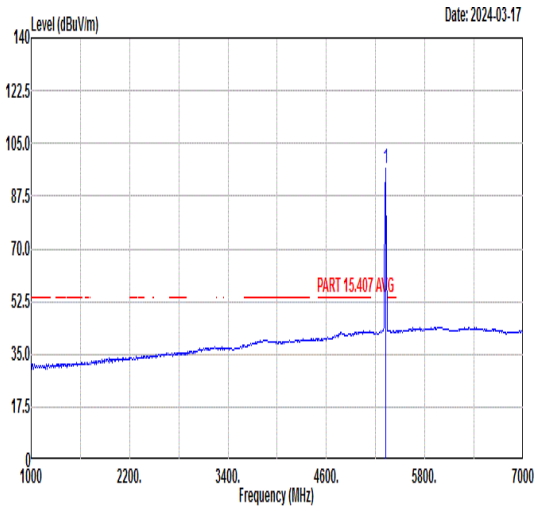 Freq Level Limit Line Margin (dB) Read Level Ant Factor Cable Loss Preamp Factor APos TPos Remark 1 5320.00 96.64 ------ ------ 83.67 36.01 9.21 32.25 100 69 AVERAGE

Mode	92	
	Band Edge	
	U-NII-2A_5.25-5.35_802.11be EHT 20_CH64_Small RU52+26_5320MHz	
ANT	5+7	
Pol.	Vertical	Fundamental
Peak	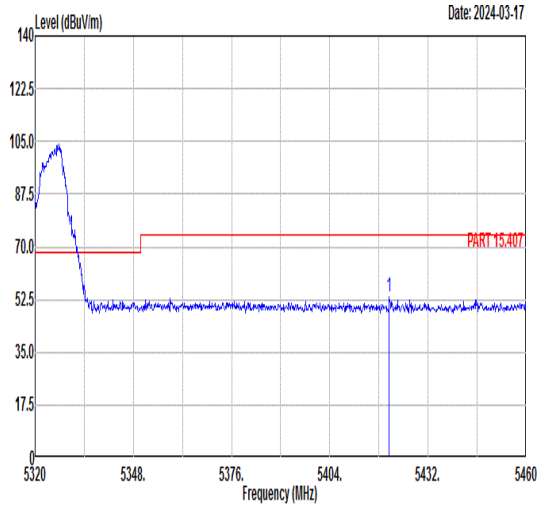 Freq Level Limit Line Margin (dB) Read Level Ant Factor Cable Loss Preamp Factor APos TPos Remark 1 5420.94 53.53 74.00 -20.47 40.02 35.95 9.67 32.11 400 259 PEAK	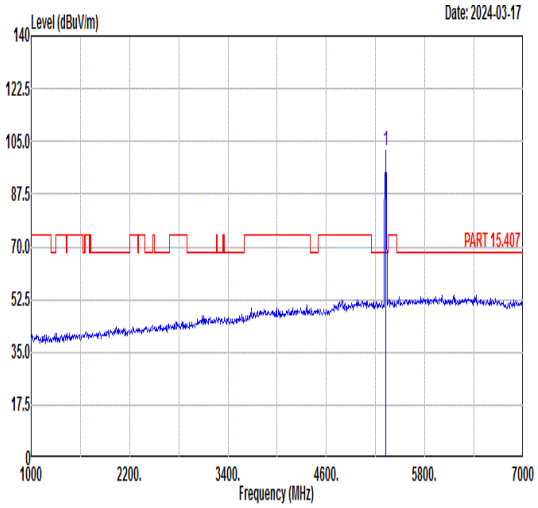 Freq Level Limit Line Margin (dB) Read Level Ant Factor Cable Loss Preamp Factor APos TPos Remark 1 5320.00 102.12 ------ ------ 89.12 36.00 9.24 32.24 400 259 PEAK
Avg	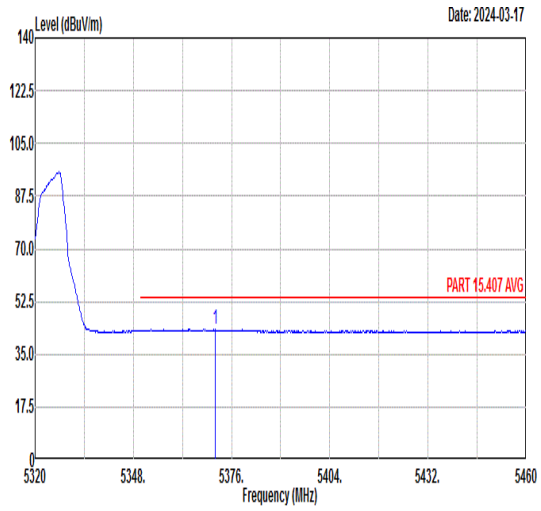 Freq Level Limit Line Margin (dB) Read Level Ant Factor Cable Loss Preamp Factor APos TPos Remark 1 5371.38 43.33 54.00 -10.67 30.05 35.98 9.48 32.18 400 259 AVERAGE	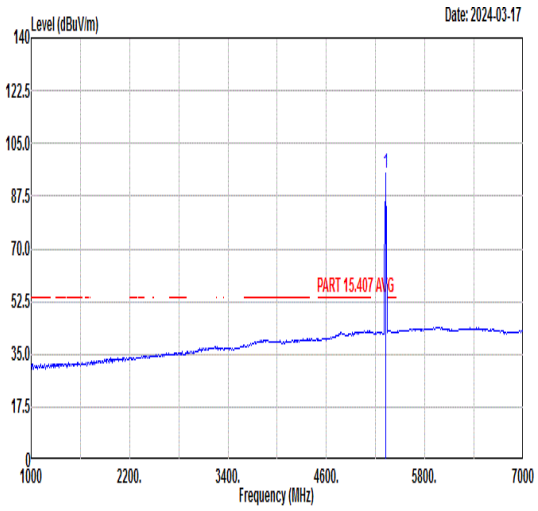 Freq Level Limit Line Margin (dB) Read Level Ant Factor Cable Loss Preamp Factor APos TPos Remark 1 5320.00 95.17 ------ ------ 82.17 36.00 9.24 32.24 400 259 AVERAGE

Mode	93
	Band Edge
	U-NII-2C_5.47-5.725_802.11be EHT 20_CH100_Small RU106+26_5500MHz
ANT	5+7

Pol.	Horizontal	Fundamental
Peak	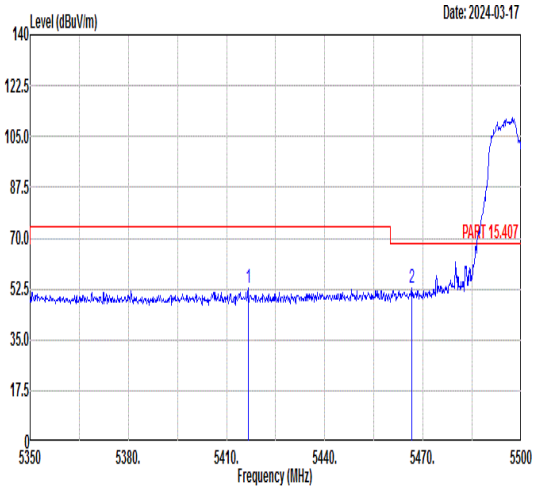 Freq Level Limit Line Margin (dB) Read Level Ant Factor Cable Loss Preamp Factor APos TPos Remark MHz dBuV/m dBuV/m dBuV dB/m dB dB cm deg 1 5416.60 52.61 74.00 -21.39 39.12 35.95 9.66 32.12 100 68 PEAK 2 5466.55 52.76 68.30 -15.54 39.20 35.92 9.69 32.05 100 68 PEAK	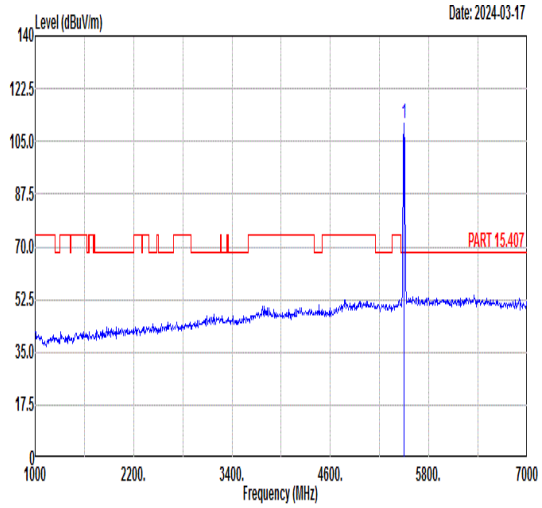 Freq Level Limit Line Margin (dB) Read Level Ant Factor Cable Loss Preamp Factor APos TPos Remark MHz dBuV/m dBuV/m dBuV dB/m dB dB cm deg 1 5500.00 110.98 ------ ------ 97.39 35.90 9.70 32.01 100 68 PEAK
Avg	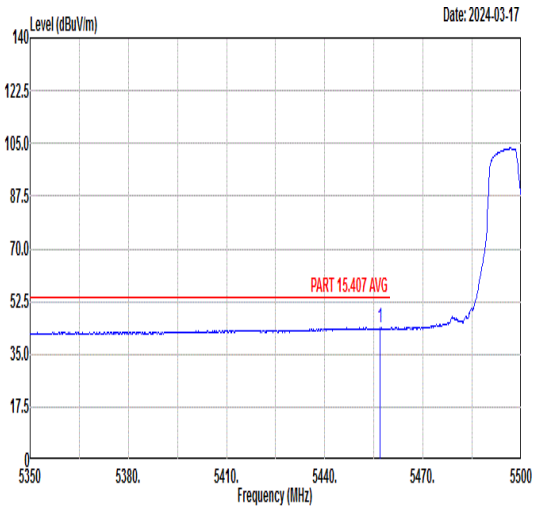 Freq Level Limit Line Margin (dB) Read Level Ant Factor Cable Loss Preamp Factor APos TPos Remark MHz dBuV/m dBuV/m dBuV dB/m dB dB cm deg 1 5456.95 43.84 54.00 -10.16 30.28 35.93 9.69 32.06 100 68 AVERAGE	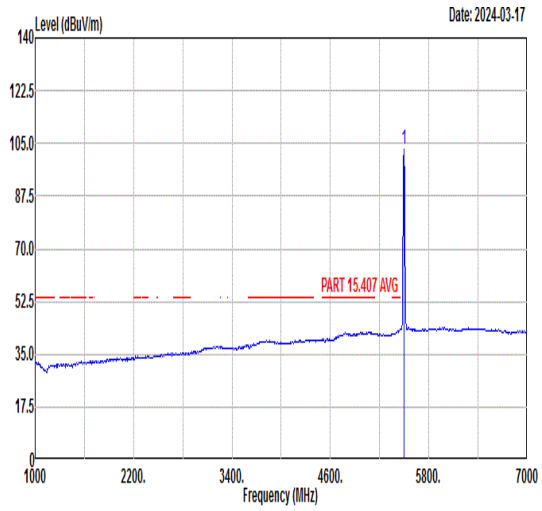 Freq Level Limit Line Margin (dB) Read Level Ant Factor Cable Loss Preamp Factor APos TPos Remark MHz dBuV/m dBuV/m dBuV dB/m dB dB cm deg 1 5500.00 103.15 ------ ------ 89.56 35.90 9.70 32.01 100 68 AVERAGE

Mode	93
	Band Edge
	U-NII-2C_5.47-5.725_802.11be EHT 20_CH100_Small RU106+26_5500MHz
ANT	5+7

Pol.	Vertical	Fundamental
Peak	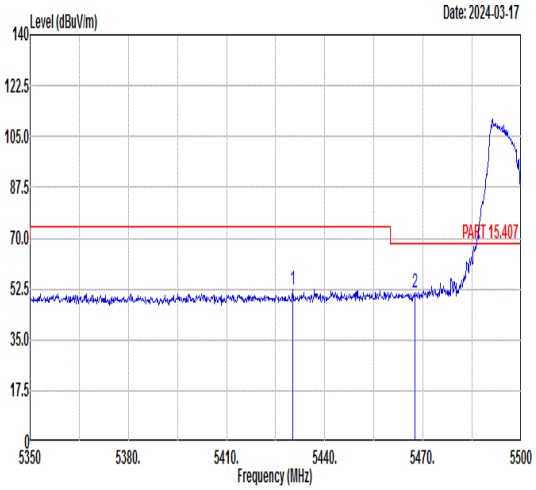 Freq Level Limit Line Margin (dB) Read Level Ant Factor Cable Loss Preamp Factor APos TPos Remark MHz dBuV/m dBuV/m dBuV dB/m dB dB cm deg 1 5430.25 52.39 74.00 -21.61 38.88 35.94 9.67 32.10 325 244 PEAK 2 5467.45 51.44 68.30 -16.86 37.88 35.92 9.69 32.05 325 244 PEAK	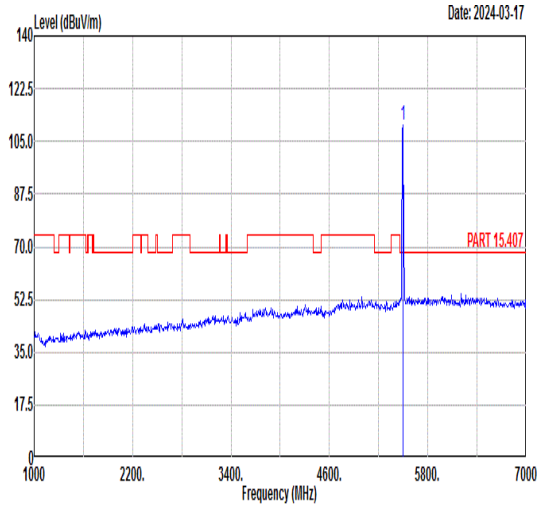 Freq Level Limit Line Margin (dB) Read Level Ant Factor Cable Loss Preamp Factor APos TPos Remark MHz dBuV/m dBuV/m dBuV dB/m dB dB cm deg 1 5500.00 110.63 ------ ------ 97.04 35.90 9.70 32.01 325 244 PEAK
Avg	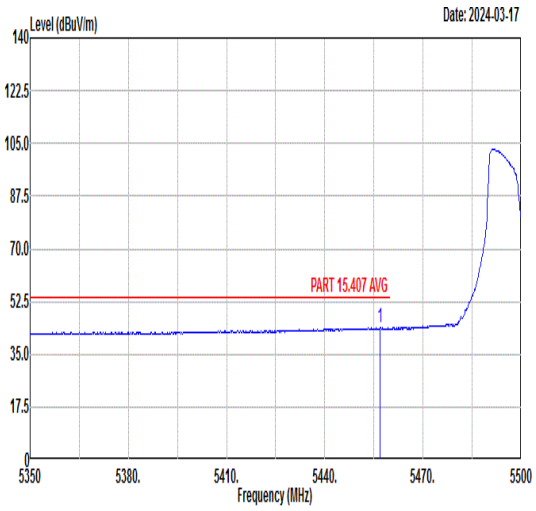 Freq Level Limit Line Margin (dB) Read Level Ant Factor Cable Loss Preamp Factor APos TPos Remark MHz dBuV/m dBuV/m dBuV dB/m dB dB cm deg 1 5456.95 43.76 54.00 -10.24 30.20 35.93 9.69 32.06 325 244 AVERAGE	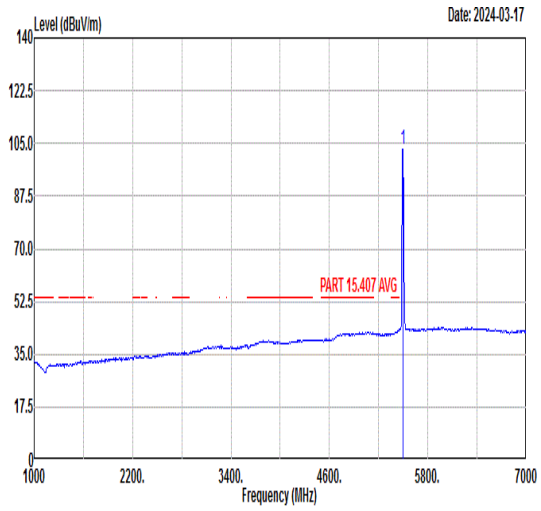 Freq Level Limit Line Margin (dB) Read Level Ant Factor Cable Loss Preamp Factor APos TPos Remark MHz dBuV/m dBuV/m dBuV dB/m dB dB cm deg 1 5500.00 102.86 ------ ------ 89.27 35.90 9.70 32.01 325 244 AVERAGE

Mode	94	
	Band Edge	
	U-NII-2C_5.47-5.725_802.11be EHT 20_CH140_Small RU106+26_5700MHz	
ANT	5+7	
Pol.	Horizontal	Fundamental
Peak	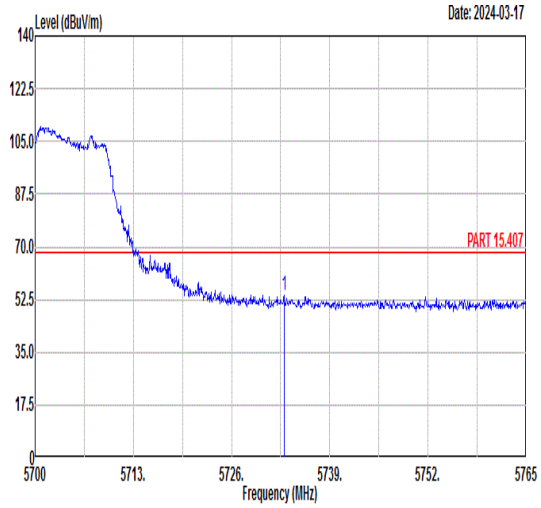 Freq Level Limit Line Margin (dB) Read Level Ant Factor Cable Loss Preamp Factor APos TPos Remark MHz dBuV/m dBuV/m dBuV dB/m dB dB cm deg 1 5732.96 54.05 68.30 -14.25 40.01 36.23 10.04 32.23 103 298 PEAK	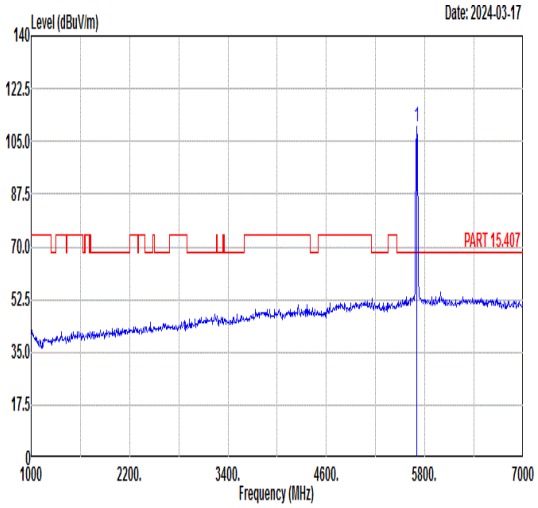 Freq Level Limit Line Margin (dB) Read Level Ant Factor Cable Loss Preamp Factor APos TPos Remark MHz dBuV/m dBuV/m dBuV dB/m dB dB cm deg 1 5700.00 109.85 ------ ------ 95.89 36.19 9.97 32.20 103 298 PEAK
Avg	Blank	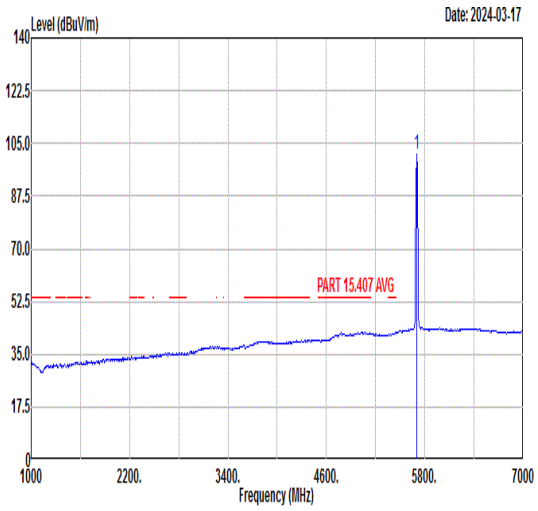 Freq Level Limit Line Margin (dB) Read Level Ant Factor Cable Loss Preamp Factor APos TPos Remark MHz dBuV/m dBuV/m dBuV dB/m dB dB cm deg 1 5700.00 101.50 ------ ------ 87.56 36.18 9.96 32.20 103 298 AVERAGE

Mode	94	
	Band Edge	
	U-NII-2C_5.47-5.725_802.11be EHT 20_CH140_Small RU106+26_5700MHz	
ANT	5+7	
Pol.	Vertical	Fundamental
Peak	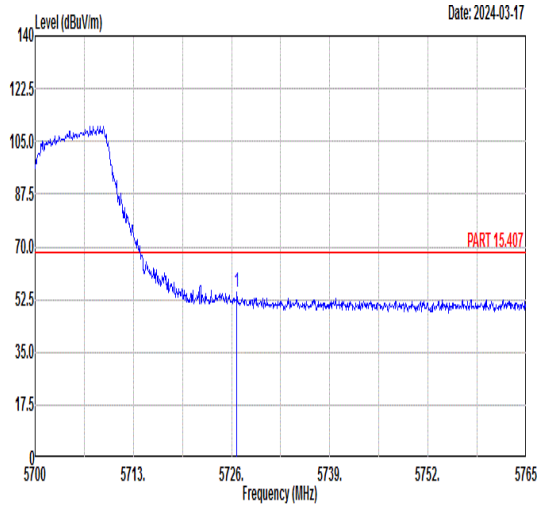 Freq Level Limit Line Margin (dB) Read Level Ant Factor Cable Loss Preamp Factor APos TPos Remark MHz dBuV/m dBuV/m dBuV dB/m dB dB cm deg 1 5726.72 54.74 68.30 -13.56 40.73 36.22 10.02 32.23 369 236 PEAK	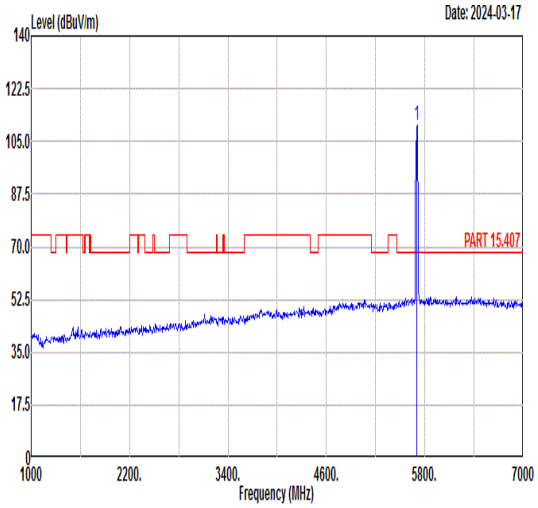 Freq Level Limit Line Margin (dB) Read Level Ant Factor Cable Loss Preamp Factor APos TPos Remark MHz dBuV/m dBuV/m dBuV dB/m dB dB cm deg 1 5700.00 110.53 ------ ------ 96.56 36.19 9.99 32.21 369 236 PEAK
Avg	Blank	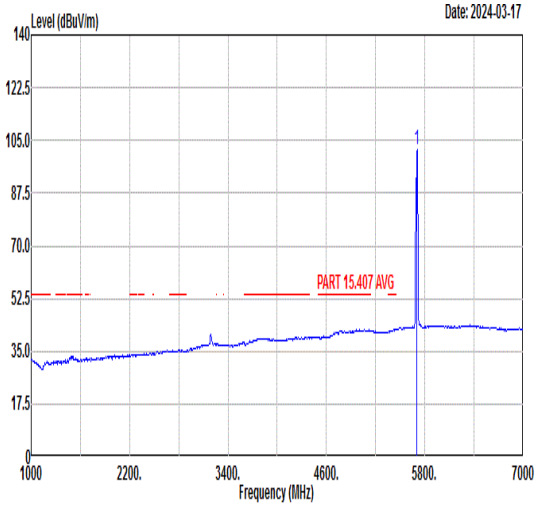 Freq Level Limit Line Margin (dB) Read Level Ant Factor Cable Loss Preamp Factor APos TPos Remark MHz dBuV/m dBuV/m dBuV dB/m dB dB cm deg 1 5700.00 101.73 ------ ------ 87.76 36.19 9.99 32.21 369 236 AVERAGE

Mode	95	
	Harmonic	
	U-NII-3_5.725-5.85_802.11a_CH149_5745MHz	
ANT	5+7	
Pol.	Horizontal	Vertical
Peak Avg	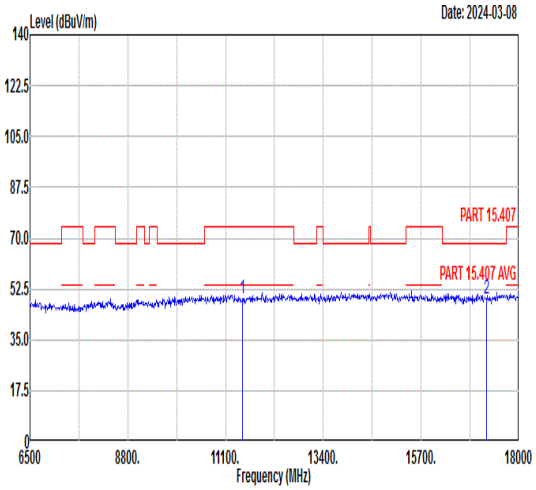 Freq Level Limit Line Margin Read Level Ant Factor Cable Loss Preamp Factor APos TPos Remark MHz dBuV/m dBuV/m dB dBuV dB/m dB dB cm deg 1 11490.00 49.02 74.00 -24.98 60.39 39.20 12.87 63.44 --- --- Peak 2 17235.00 49.08 68.30 -19.22 56.80 41.86 15.72 65.30 --- --- Peak	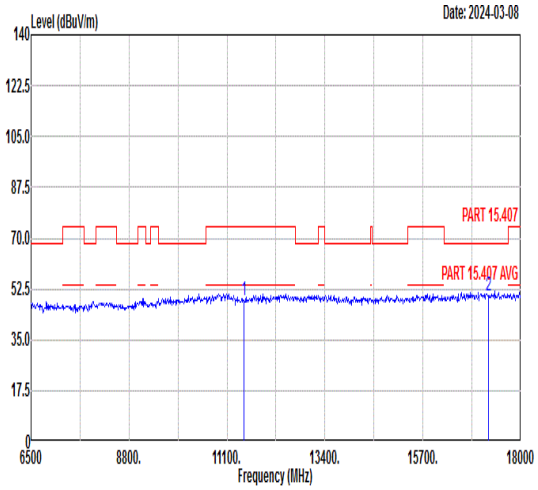 Freq Level Limit Line Margin Read Level Ant Factor Cable Loss Preamp Factor APos TPos Remark MHz dBuV/m dBuV/m dB dBuV dB/m dB dB cm deg 1 11490.00 48.74 74.00 -25.26 60.11 39.20 12.87 63.44 --- --- Peak 2 17235.00 50.31 68.30 -17.99 58.03 41.86 15.72 65.30 --- --- Peak

Mode	96	
	Harmonic	
	U-NII-3_5.725-5.85_802.11a_CH157_5785MHz	
ANT	5+7	
Pol.	Horizontal	Vertical
Peak Avg	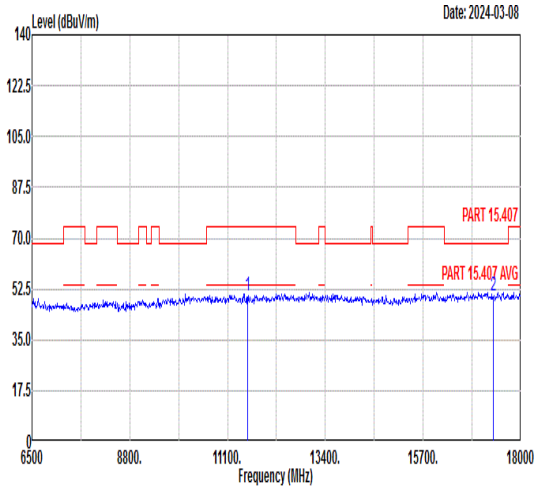 Freq Level Limit Line Margin Read Level Ant Factor Cable Loss Preamp Factor APos TPos Remark MHz dBuV/m dBuV/m dB dBuV dB/m dB dB cm deg 1 11570.00 50.38 74.00 -23.62 61.67 39.23 12.93 63.45 --- --- Peak 2 17355.00 50.34 68.30 -17.96 57.90 41.99 15.81 65.36 --- --- Peak	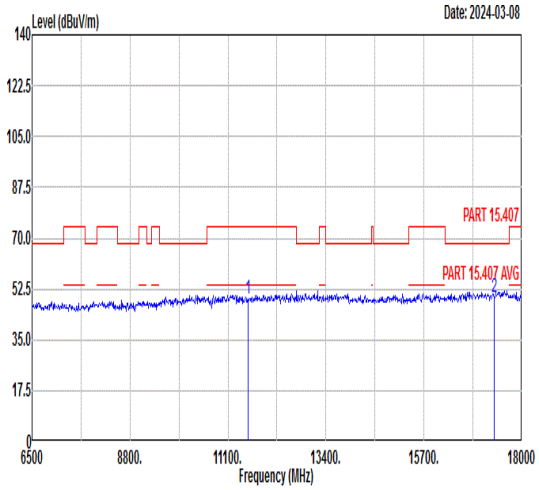 Freq Level Limit Line Margin Read Level Ant Factor Cable Loss Preamp Factor APos TPos Remark MHz dBuV/m dBuV/m dB dBuV dB/m dB dB cm deg 1 11570.00 49.20 74.00 -24.80 60.49 39.23 12.93 63.45 --- --- Peak 2 17355.00 49.73 68.30 -18.57 57.29 41.99 15.81 65.36 --- --- Peak

Mode	97	
	Harmonic	
	U-NII-3_5.725-5.85_802.11a_CH165_5825MHz	
ANT	5+7	
Pol.	Horizontal	Vertical
Peak Avg	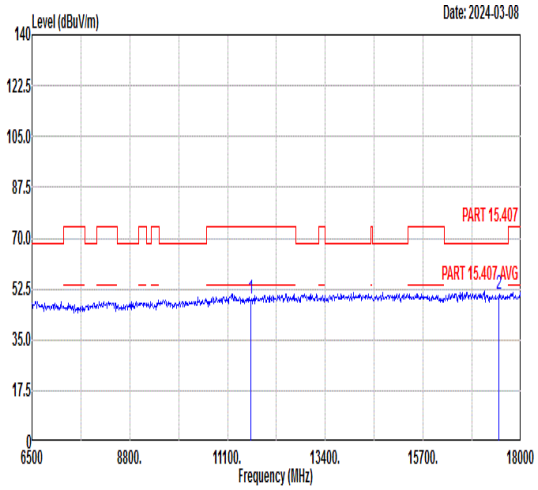 Freq Level Limit Line Margin Read Level Ant Factor Cable Loss Preamp Factor APos TPos Remark MHz dBuV/m dBuV/m dB dBuV dB/m dB dB cm deg 1 11650.00 49.21 74.00 -24.79 60.41 39.26 12.99 63.45 --- --- Peak 2 17475.00 50.51 68.30 -17.79 57.92 42.12 15.90 65.43 --- --- Peak	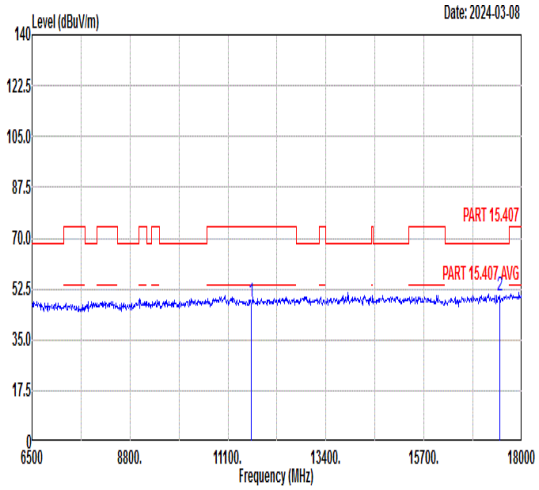 Freq Level Limit Line Margin Read Level Ant Factor Cable Loss Preamp Factor APos TPos Remark MHz dBuV/m dBuV/m dB dBuV dB/m dB dB cm deg 1 11650.00 48.12 74.00 -25.88 59.32 39.26 12.99 63.45 --- --- Peak 2 17475.00 50.26 68.30 -18.04 57.67 42.12 15.90 65.43 --- --- Peak

Mode	98	
	Band Edge	
	U-NII-3_5.725-5.85_802.11n HT20_CH149_5745MHz	
ANT	5+7	
Pol.	Horizontal	Fundamental
Peak	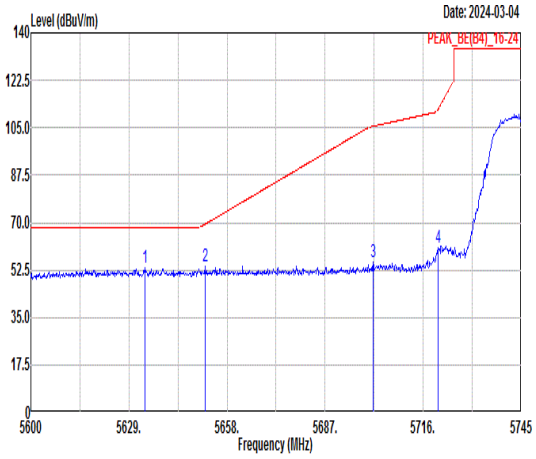 Freq Level Limit Line Margin Read Level Ant Factor Cable Loss Preamp Factor APos TPos Remark MHz dBuV/m dBuV/m dB dBuV dB/m dB dB cm deg 1 5633.79 53.39 68.30 -14.91 39.60 36.09 9.83 32.13 100 62 PEAK 2 5651.48 53.80 69.39 -15.59 39.98 36.11 9.86 32.15 100 62 PEAK 3 5701.21 55.30 105.54 -50.24 41.35 36.18 9.97 32.20 100 62 PEAK 4 5720.50 60.81 111.93 -51.12 46.81 36.21 10.01 32.22 100 62 PEAK	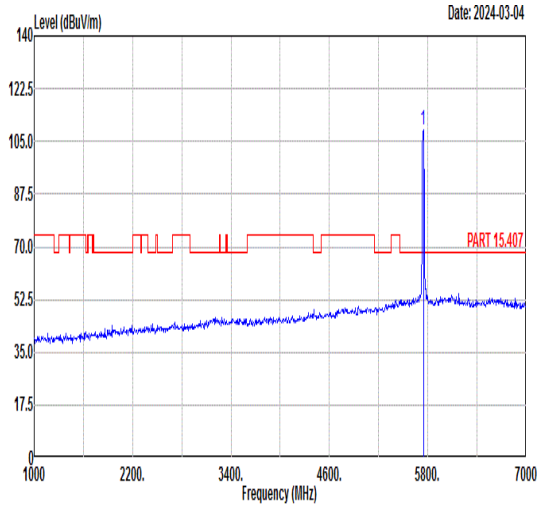 Freq Level Limit Line Margin Read Level Ant Factor Cable Loss Preamp Factor APos TPos Remark MHz dBuV/m dBuV/m dB dBuV dB/m dB dB cm deg 1 5745.00 109.06 ------ ------ 95.01 36.24 10.06 32.25 100 62 PEAK
Avg	Blank	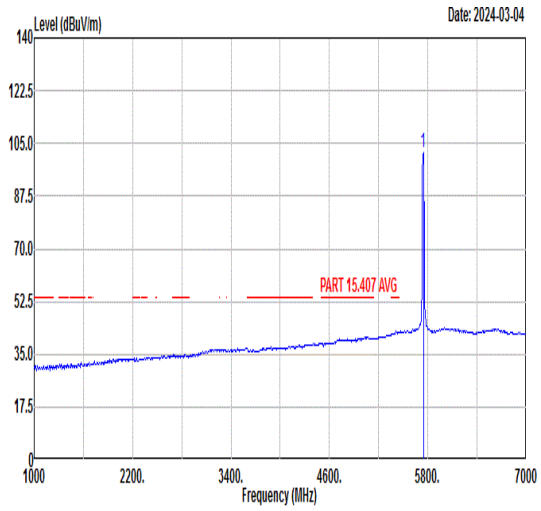 Freq Level Limit Line Margin Read Level Ant Factor Cable Loss Preamp Factor APos TPos Remark MHz dBuV/m dBuV/m dB dBuV dB/m dB dB cm deg 1 5745.00 101.95 ------ ------ 87.90 36.24 10.06 32.25 100 62 AVERAGE

Mode	98	
	Band Edge	
	U-NII-3_5.725-5.85_802.11n HT20_CH149_5745MHz	
ANT	5+7	
Pol.	Vertical	Fundamental
Peak	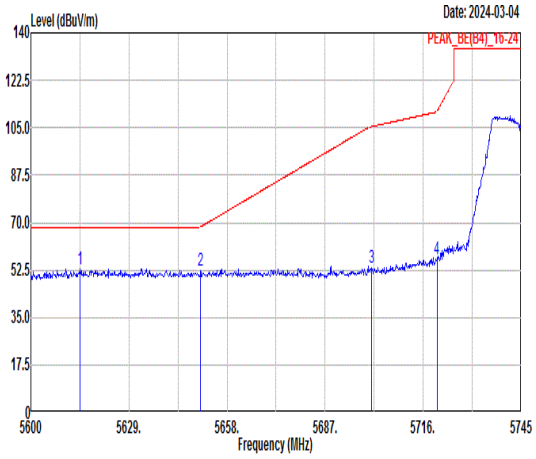 Freq Level Limit Line Margin Read Level Ant Factor Cable Loss Preamp Factor APos TPos Remark MHz dBuV/m dBuV/m dB dBuV dB/m dB dB cm deg 1 5614.50 53.03 68.30 -15.27 39.29 36.06 9.79 32.11 346 253 PEAK 2 5650.17 52.06 68.43 -16.37 38.24 36.11 9.86 32.15 346 253 PEAK 3 5700.78 53.14 105.42 -52.28 39.19 36.18 9.97 32.20 346 253 PEAK 4 5720.06 56.79 110.94 -54.15 42.79 36.21 10.01 32.22 346 253 PEAK	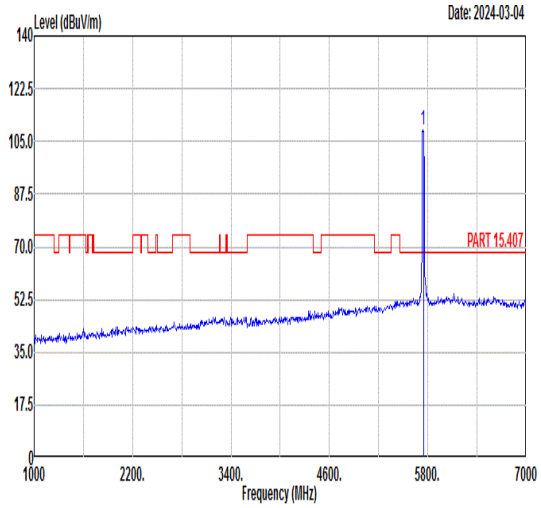 Freq Level Limit Line Margin Read Level Ant Factor Cable Loss Preamp Factor APos TPos Remark MHz dBuV/m dBuV/m dB dBuV dB/m dB dB cm deg 1 5745.00 108.98 ------ ------ 94.93 36.24 10.05 32.24 346 253 PEAK
Avg	Blank	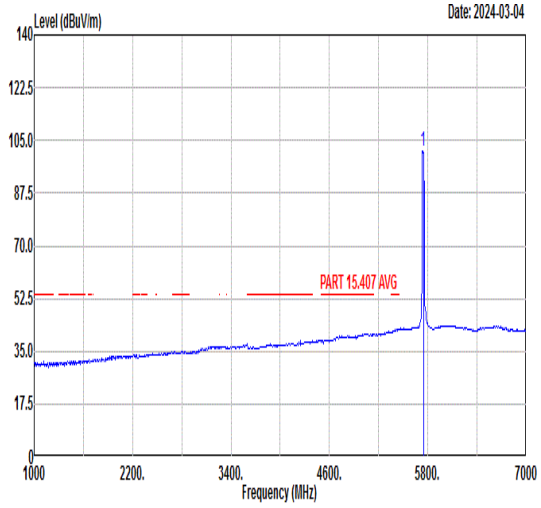 Freq Level Limit Line Margin Read Level Ant Factor Cable Loss Preamp Factor APos TPos Remark MHz dBuV/m dBuV/m dB dBuV dB/m dB dB cm deg 1 5745.00 101.42 ------ ------ 87.37 36.24 10.05 32.24 346 253 AVERAGE

Mode	98	
	Harmonic	
	U-NII-3_5.725-5.85_802.11n HT20_CH149_5745MHz	
ANT	5+7	
Pol.	Horizontal	Vertical
Peak Avg	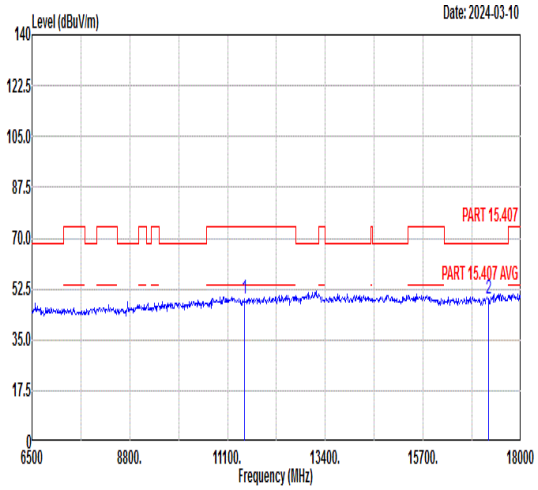 Limit Read Ant Cable Preamp APos TPos Freq Level Line Margin Level Factor Loss Factor Remark MHz dBuV/m dBuV/m dB dBuV dB/m dB dB cm deg 1 11490.00 49.04 74.00 -24.96 60.41 39.20 12.87 63.44 --- --- Peak 2 17235.00 49.03 68.30 -19.27 56.75 41.86 15.72 65.30 --- --- Peak	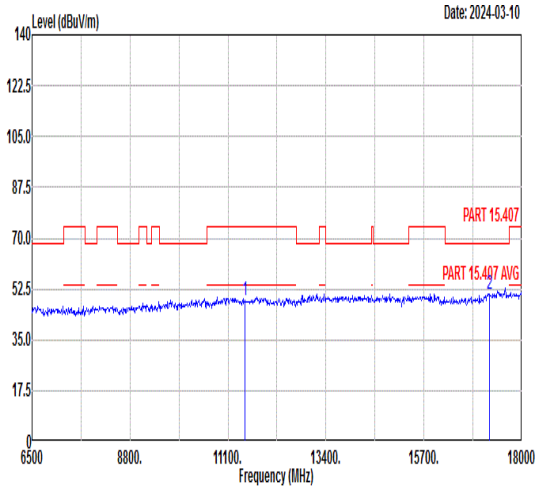 Limit Read Ant Cable Preamp APos TPos Freq Level Line Margin Level Factor Loss Factor Remark MHz dBuV/m dBuV/m dB dBuV dB/m dB dB cm deg 1 11490.00 48.73 74.00 -25.27 60.10 39.20 12.87 63.44 --- --- Peak 2 17235.00 50.49 68.30 -17.81 58.21 41.86 15.72 65.30 --- --- Peak

Mode	99	
	Harmonic	
	U-NII-3_5.725-5.85_802.11n HT20_CH157_5785MHz	
ANT	5+7	
Pol.	Horizontal	Vertical
Peak Avg	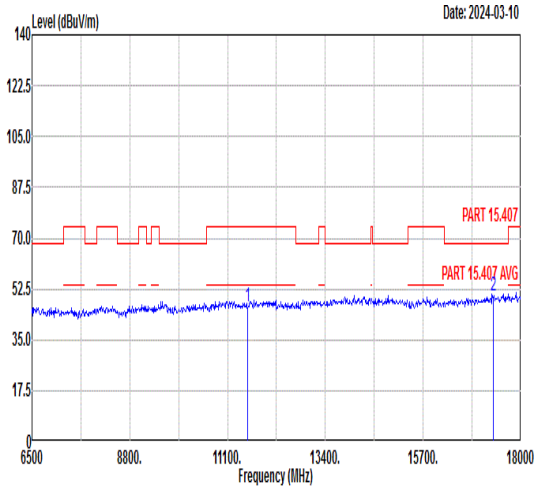 Freq Level Limit Line Margin Read Level Ant Factor Cable Loss Preamp Factor APos TPos Remark MHz dBuV/m dBuV/m dB dBuV dB/m dB dB cm deg 1 11570.00 46.57 74.00 -27.43 57.86 39.23 12.93 63.45 --- --- Peak 2 17355.00 49.98 68.30 -18.32 57.54 41.99 15.81 65.36 --- --- Peak	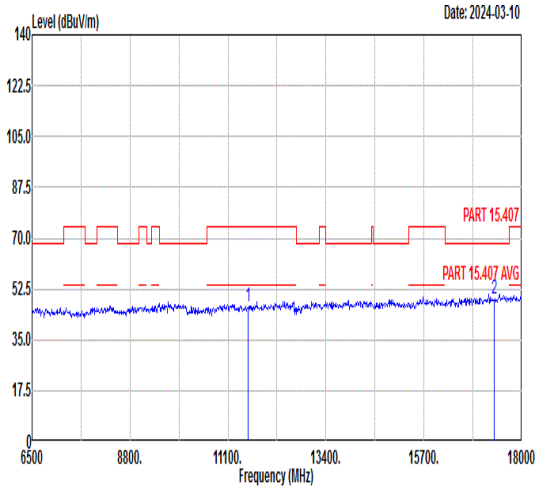 Freq Level Limit Line Margin Read Level Ant Factor Cable Loss Preamp Factor APos TPos Remark MHz dBuV/m dBuV/m dB dBuV dB/m dB dB cm deg 1 11570.00 46.37 74.00 -27.63 57.66 39.23 12.93 63.45 --- --- Peak 2 17355.00 49.11 68.30 -19.19 56.67 41.99 15.81 65.36 --- --- Peak

Mode	100	
	Band Edge	
	U-NII-3_5.725-5.85_802.11n HT20_CH165_5825MHz	
ANT	5+7	
Pol.	Horizontal	Fundamental
Peak	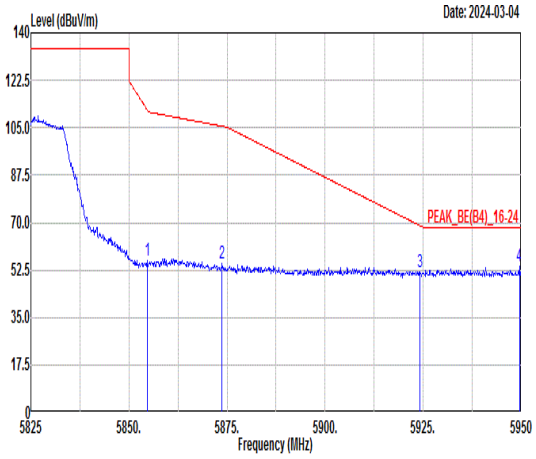 Freq Level Limit Line Margin Read Level Ant Factor Cable Loss Preamp Factor APos TPos Remark MHz dBuV/m dBuV/m dB dBuV dB/m dB dB cm deg 1 5854.63 55.88 111.65 -55.77 41.54 36.40 10.29 32.35 100 300 PEAK 2 5873.75 54.72 105.55 -50.83 40.34 36.42 10.33 32.37 100 300 PEAK 3 5924.13 51.99 68.94 -16.95 37.48 36.49 10.44 32.42 100 300 PEAK 4 5949.50 54.02 68.30 -14.28 39.45 36.53 10.49 32.45 100 300 PEAK	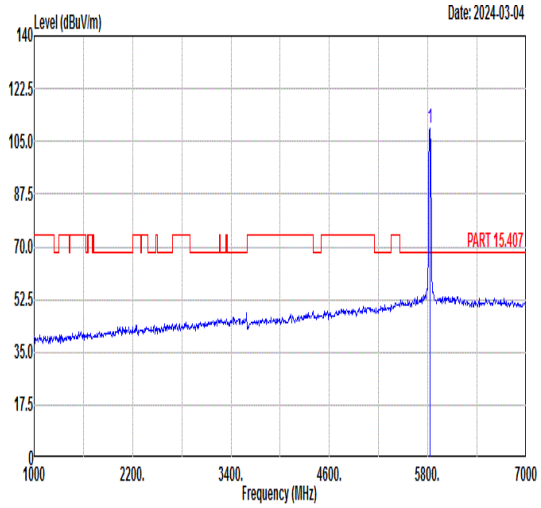 Freq Level Limit Line Margin Read Level Ant Factor Cable Loss Preamp Factor APos TPos Remark MHz dBuV/m dBuV/m dB dBuV dB/m dB dB cm deg 1 5825.00 109.26 ------ ------ 95.00 36.35 10.23 32.32 100 300 PEAK
Avg	Blank	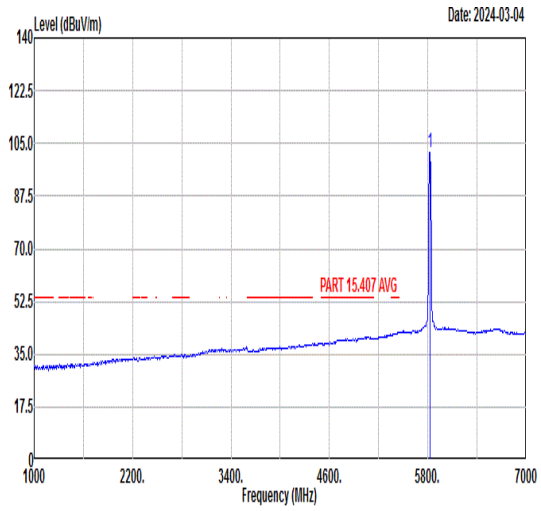 Freq Level Limit Line Margin Read Level Ant Factor Cable Loss Preamp Factor APos TPos Remark MHz dBuV/m dBuV/m dB dBuV dB/m dB dB cm deg 1 5825.00 102.12 ------ ------ 87.86 36.35 10.23 32.32 100 300 AVERAGE

Mode	100	
	Band Edge	
	U-NII-3_5.725-5.85_802.11n HT20_CH165_5825MHz	
ANT	5+7	
Pol.	Vertical	Fundamental
Peak	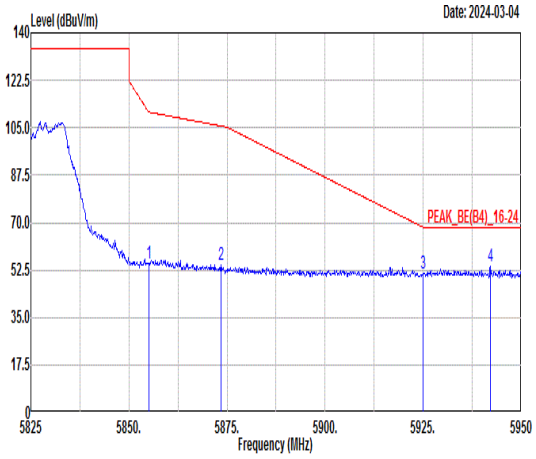 Freq Level Limit Line Margin Read Level Ant Factor Cable Loss Preamp Factor APos TPos Remark MHz dBuV/m dBuV/m dB dBuV dB/m dB dB cm deg 1 5855.00 54.78 110.80 -56.02 40.44 36.40 10.29 32.35 291 252 PEAK 2 5873.38 54.63 105.65 -51.02 40.25 36.42 10.33 32.37 291 252 PEAK 3 5925.00 51.23 68.30 -17.07 36.72 36.49 10.44 32.42 291 252 PEAK 4 5942.13 53.70 68.30 -14.60 39.14 36.52 10.48 32.44 291 252 PEAK	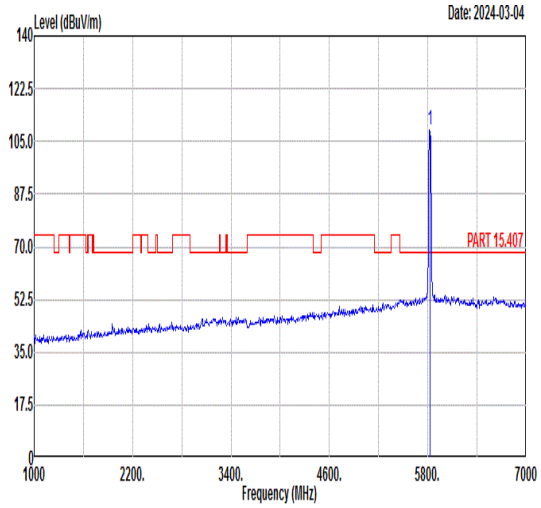 Freq Level Limit Line Margin Read Level Ant Factor Cable Loss Preamp Factor APos TPos Remark MHz dBuV/m dBuV/m dB dBuV dB/m dB dB cm deg 1 5825.00 108.68 ------ ------ 94.44 36.35 10.21 32.32 291 252 PEAK
Avg	Blank	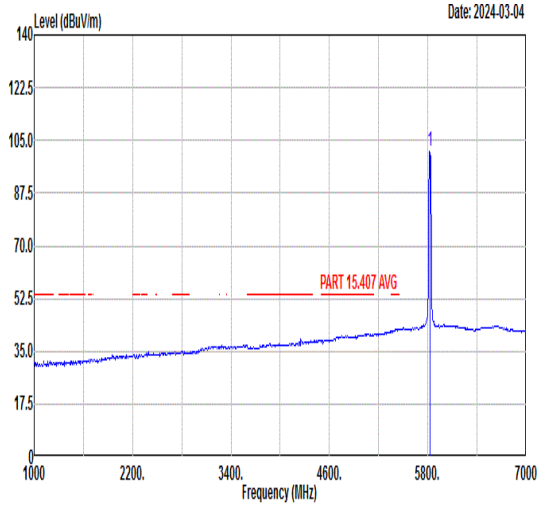 Freq Level Limit Line Margin Read Level Ant Factor Cable Loss Preamp Factor APos TPos Remark MHz dBuV/m dBuV/m dB dBuV dB/m dB dB cm deg 1 5825.00 101.60 ------ ------ 87.36 36.35 10.21 32.32 291 252 AVERAGE