



*Maximum Peak Output Power Measurement
Setup*



Conducted Emissions at Antenna Terminal Setup



*AC Conducted Emissions Measurement
(Front View)
Setup*



*AC Conducted Emissions Measurement
(Rear View)
Setup*




***Radiated Emissions Measurement
(1-26.5 GHz) (Front View)
Setup***



***Radiated Emissions Measurement
(1-26.5 GHz) (Rear View)
Setup***



***Radiated Emissions Measurement
(30-1000 MHz) (Front View)
Setup***



***Radiated Emissions Measurement
(30-100 MHz) (Rear View)
Setup***