

A.

Information to be displayed

1. The information that will be displayed on the e-label and information that will remain in the user manual is shown below:

Information	on E-label	In Manual
FCC ID number	Yes	Yes
FCC logo	Yes	Yes
15.19 statement ("This device complies with part 15 of the FCC Rules. Operation is subject to the following two conditions: (1) This device may not cause harmful interference, and (2) this device must accept any interference received, including interference that may cause undesired operation.")	No	Yes


Images of the e-label screen are provided below:

<E-label screen>

To access the E-label screen, do one of the following:







- Restart the computer. When the logo screen is displayed, press F9. The E-label screen is displayed.
- Restart the computer. When the logo screen is displayed, press Enter or tap the prompt to enter the Startup Interrupt menu. Then press F9 or tap the Regulatory Information option. The E-label screen is displayed.

[WWAN+ SKU]



Regulatory Information

M/N: TP00168B
FCC ID: PU5-TP00168A, IC: 4182A-TP00168A

M/N: TP00168B
FCC ID: PUT-TP00168A, IC: 4182A-TP00168A

CAN ICES-3(B)/NMB-3(B)

ご使用のコンピュータにIEEE802.11a準拠の無線機が搭載されている場合は、電波法の規定により5.15-5.35GHz周波数帯での使用は屋内に限られます。

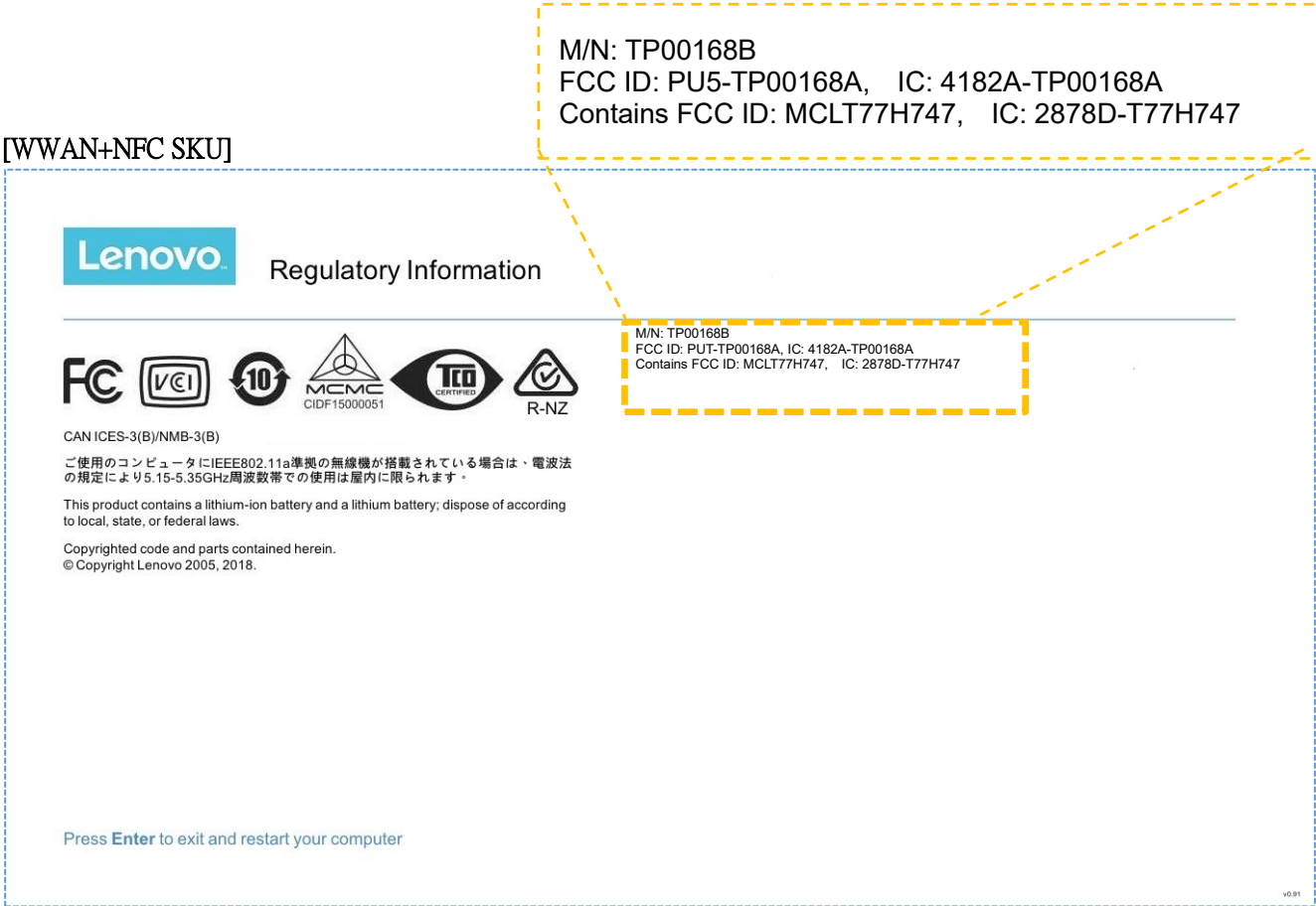
This product contains a lithium-ion battery and a lithium battery; dispose of according to local, state, or federal laws.

Copyrighted code and parts contained herein.
© Copyright Lenovo 2005, 2018.

Press **Enter** to exit and restart your computer

v0.91

[WWAN+NFC SKU]



B. Access to the required information on the e-label

1. Users must be able to access the regulatory information without requiring special access codes or permissions, and in all cases the information must be accessible in no more than three steps from a product's main or home menu.	<p>To access the E-label screen, do one of the following:</p> <ul style="list-style-type: none">● Restart the computer. When the logo screen is displayed, press F9. The E-label screen is displayed.● Restart the computer. When the logo screen is displayed, press Enter or tap the prompt to enter the Startup Interrupt menu. Then press F9 or tap the Regulatory Information option. The E-label screen is displayed. <p>No special access codes or permissions are required to go through the above steps beyond entering a user-defined password to protect against unauthorized access to the device.</p>
2. Instructions must be provided with the product at the time of purchase, in the user manual, operating instructions, packaging material, quick guide pamphlet, etc. Alternatively, a product-related website is permitted, if a reference (URL) to obtain the website information is provided at the time of purchase in the user manual, operating instructions, packaging material, quick guide pamphlet, etc.	<p>The information to the user is provided in the user manual.</p>

<p>3. Products must not require special accessories or supplemental plug-ins (e.g., the installation of a SIM/USIM card) to access the information. Access to regulatory information must be provided without special codes, accessories, or permissions beyond the normal security protection to unlock the screen, sign-in page, or overall product access.</p>	<p>The devices do not require special code, accessories or supplemental plug-ins to access the information.</p>
<p>4. The FCC ID, warning statements, or other information must be displayed electronically in a manner that is clearly legible without the aid of magnification.</p>	<p>Yes, it is clearly legible without the aid of magnification.</p>
<p>5. Both regulatory information and dedicated exclusive application(s) or script(s) must be secured and implemented in a factory-set-unalterable format. The regulatory information must be capable of being retrieved and displayed locally, and under the control of the end user in possession of the product. The method must be secure, such that the application or script ensures that the regulatory information correctly displayed.</p>	<p>Yes, it is secured and the user cannot modify it.</p>

C. Labeling for Importation and Purchasing

<p>1. When e-labeling is used, a physical temporary label is also required on the product, or a label on the packaging, at the time of importation, marketing, and sales.⁸ The physical label can be a summary version of the required regulatory information, such that the product can be identified as complying with the FCC's equipment authorization requirements. The information may simply be the FCC ID for products subject to certification.</p> <p>Products imported that are already packaged for sale and have a physical temporary label will satisfy this requirement. However, for products imported in bulk and not packaged individually, it is acceptable to use a</p>	<p>The FCC logo, FCC ID, and model number are present on the product packaging.</p>
--	---

temporary removable adhesive label on the product, or temporary or permanent labels on the shipping packaging or protective bags. Any removable adhesive label shall be of a type intended to survive normal shipping and handling.

<Carton Box Label>

[WWAN+WLAN SKU]

FCC

CAN ICES-3(B)/NMB-3(B)
M/N: TP00168B
FCC ID: PU5-TP00168A
IC: 4182A-TP00168A



[WWAN+WLAN+NFC SKU]

FCC

CAN ICES-3(B)/NMB-3(B)
M/N: TP00168B
FCC ID: PU5-TP00168A
IC: 4182A-TP00168A
Contains FCC ID: MCLT77H747
Contains IC: 2878D-T77H747

