



承認書 APPROVAL SHEET



客戶/Customer:	北京恒潤
品名/Model:	Transmitter coil
發行號碼/Issue No.:	AP-ZX-2024041301
規格/Description:	BT-S1006208HU-MPA13S475
版本號/Version:	A02
客戶料號/Customer P/N:	N/A
製作日期/Issue Date:	2024.10.29

承認說明/Approval Remark:

客戶回簽/Customer Approval Feedback

尊敬的客戶:請確認好此份規格承認書後並及時簽回一份給我司。若未簽回,後續貴司正式下單,視同承認此承認書。謝謝! Dear customer: please confirm this specification and signback for us in time.If not sign back, follow-up your company official order shall be regarded as to recognize it. Thank you!

☐ 深圳市有勵電子有限公司
BTCOIL ELECTRONICS LIMITED
No.55,the Second Industrial Zone, Houting Village, Shajing Town, Baoan District, Shenzhen City.PRC 518104
深圳市寶安區沙井鎮後亭村第二工業區第55棟 518104
Tel: 86-755-27223880 Fax: 86-755-27223836
E-mail: qc@btcoil.com

☒ 東莞市有勵電子有限公司
BTCOIL ELECTRONICS(Dongguan) LIMITED
No.336,the 3rd Zone Wushiling, Yangwu Village, Dalang Town, Dongguan City, Guangdong Province.PRC 523789
廣東省東莞市大朗鎮洋烏村烏石嶺三區336號 523789
Tel: 86-769-8923 8020 Fax: 86-769-8310 0273
E-mail: qc-dg@btcoil.com

☐ 中山有匯電子有限公司
BTCOIL ELECTRONICS (Zhongshan) LIMITED
3/F building C, Baishawan Industrial Zone, Yangtze river North Road, Zhongshan City, Guangdong Province.PRC 528403
中山市東區長江北路北段白沙灣工業園C幢三樓
Tel: 86-760-23889250 Fax: 86-760-23889253
E-mail: qc-zs@btcoil.com

☐ 有勵電子(昆山)有限公司
BTCOIL ELECTRONICS (Kunshan) LIMITED
No. 168, Xinji Road, Bacheng Town, Kunshan City, Jiangsu Province. PRC 215300
江蘇省昆山市巴城鎮欣基路168號
Tel: 86-512-5706 5767 Fax: 86-512-5706 5769
E-mail: qc-ks@btcoil.com

業務單位/Sales Dep:

核准 APPROVED	審查 CHECKED
黃愛生	尹靜靜

工程單位/Engineering Unit

核准 APPROVE D	審查 CHECKED	製圖 DRAWN
曾若武	胡成國	劉玉婷



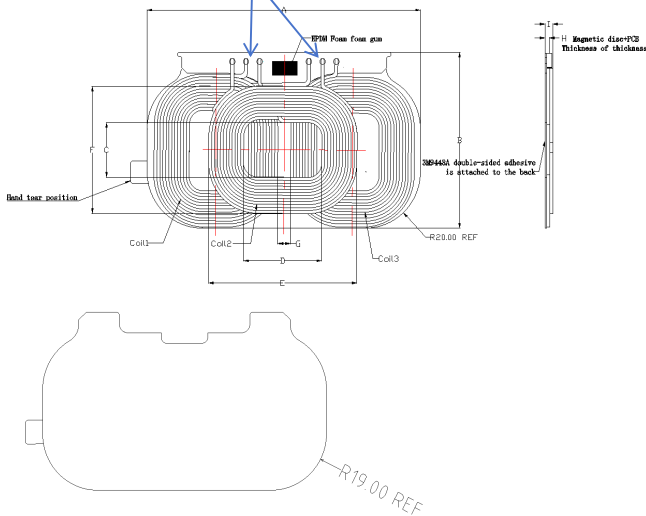
履历表

Revised Record

客户 Customer	北京恒润		规格 Description	BT-S1006208HU- MPA13S475	发行號碼 Issue No.	AP-ZX- 2024041301
客户料號 Customer P/N	N/A		客户图號 Customer Doc	N/A	版本號 Version	A02
No.	版本 Rev	日期 Date	修訂原因 Revised	修訂內容 Revised Details	修訂者 Revised By	備註 Note
1	A00	2024.4.13	New made	New product recognition	田甜	
2	A01	2024.10.18	Customer requirement	Remove the casing.	刘玉婷	
3	A02	2024.10.29	Customer requirement	The position of the tear-off line on the double-sided tape has been changed, and the entire design has been moved down by 5mm, with the width of the tear-off line increasing from 5mm to 8mm	刘玉婷	

客戶 Customer	北京恒潤	規格 Description	BT-S1006208HU- MPA13S475	發行號碼 Issue No.	AP-ZX- 2024041301
客戶料號 Customer	N/A	客戶圖號 Customer	N/A	版本號 Version	A02

1.尺寸 Dimension(unit: mm):

6 pin roots are allowed to turn red; Maximum copper leakage is 6mm		Size I does not include release paper and foam		Position	Dimension	Tolerance
				A	100.0	±1.0
				B	62.0	±0.62
				C	19.50	±0.5
				D	27.50	±0.5
				E	53.20	±1.5
				F	45.20	±1.5
				G	5.0	MAX
				H	2.30	MAX
				I	4.00	MAX



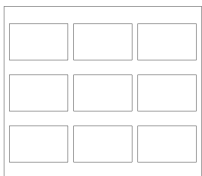
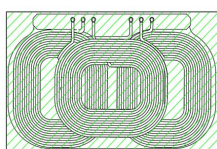






2.Note:

- (1) Coil 1, Coil 2 and Coil 3 are clockwise winding, and the number of coils is 12TS;
- (2) Coil 1 Coil 2 Coil 3 Inner diameter: 19.5*27.5±0.5mm, outer diameter: 53.2*45.2±1.5mm, coil
- (3) Inductance (LS) is: 12.5uH±10%(Coil 1 Coil 3)、11.5uH±10%(Coil 2) (100KHZ / 1 v);
- (4) The resistance (DCR) is: 100.0mΩ MAX(Coil 1、Coil2、Coil 3) (25℃) ;
- (5) Materials meet RoHS and halogen standards.

3.Raw material:

No.	材料 Material	規格型號 DescriptionPart No.	供應商1 Supplier	供應商2 Supplier2	供應方式 Method of	備註 Note
1	Acetone silk wrapped wire	2EUW 0.08*105P	BTA-354	BTA-001 BTA-240	Seller supply	
2	Lead free tin	Sn99.3Cu0.7	BTA-013		Seller supply	
3	Magnetic disc	100.0*62.0*0.8MM Single-sided PET black film	BTA-261	BTA-366 BTA-373	Seller supply	
4	Coil glue	AS-126	BTA-018		Seller supply	
5	PCB board glue	RA431G	BTA-351		Seller supply	
6	Double sided adhesive	98*60*0.15mm (3M9448A)	BTA-015		Seller supply	
7	Foam foam gum	9*5*3mm EPDM	鴻沃		Seller supply	
DRAWN: 刘玉婷		CHECKED: 胡成国	APPROVED: 曾若武		Customer:	

Packing – Work instructions

Customer	北京恒润	Description	BT-S1006208HU-MPA13S475	Issue No.	/	Controlled seal area																																																																		
Version of admission	A00	Version	A00	Date	2024.10.18																																																																			
Personal protective equipment/equipment																																																																								
Gloves	fingerstall	facemask	Glasses	Earplug	Fixture/Equipment																																																																			
					Case sealer																																																																			
<div><div><p>Prepare qualified products for the previous operation</p></div><div><p>Ready box sealing machine, loaded with adhesive paper</p></div><div><p>Prepare the pearl cotton tray.</p></div><div><p>Step 1- As shown in the figure: Put 1PCS of product in each cell, and put 1PC of pearl cotton pad on top.</p></div><div><p>Step 2- As shown in the picture: Pearl cotton tray 9PCS/ plate.</p></div><div><p>Step 3- As shown in the figure: every 4 disks 1 stack, the top pearl cotton tray with 1PCS anti-shock pad, the top and bottom with 1PCS flat cards (36PCS per stack)</p></div><div><p>Step 4- As shown in the picture: carton take-up/sealing machine, the bottom of the sealing box is shaped "H"</p></div><div><p>Step 5- As shown in the picture: Place 2 stacks (including 72PCS) of the sealed products into the carton one by one</p></div><div><p>Step 6- As shown in the figure: The top of the sealing box is shaped "H"</p></div><div><p>Step 7- As shown in the figure: Position for attaching labels to outer boxes</p></div></div> <table border="1"><thead><tr><th colspan="2">Matters needing attention</th><th colspan="4">Materials used</th></tr><tr><th>No.</th><th>Material</th><th>Description</th><th>Part No.</th><th>Usage amount</th><th>Unit</th></tr></thead><tbody><tr><td>1.</td><td>Handle the product with care.</td><td>BT-S1006208HU-MPA13S475</td><td></td><td>72</td><td>PCS</td></tr><tr><td>2.</td><td>The sealing tape of each stack of products should be tightened, and the adhesive paper should not be loose after sealing.</td><td>350*310*5mm</td><td></td><td>2</td><td>PCS</td></tr><tr><td>3.</td><td>Each pearl cotton tray contains 9PCS of</td><td>360*320*230mm</td><td></td><td>1</td><td>PCS</td></tr><tr><td>4.</td><td>Each layer of pearl cotton tray (including 36PCS of products).</td><td>345*305* (13+10) mm-9 grids</td><td></td><td>8</td><td>PCS</td></tr><tr><td>5.</td><td>Each box is packed with 2 stacks and 72PCS of products are placed.</td><td>100*62*5mm</td><td></td><td>72</td><td>PCS</td></tr><tr><td>6.</td><td>Pay attention to the quantity of products when packing, can not be short.</td><td>345*305*5mm</td><td></td><td>2</td><td>PCS</td></tr><tr><td></td><td></td><td></td><td></td><td></td><td></td></tr><tr><td></td><td></td><td></td><td></td><td></td><td></td></tr><tr><td></td><td></td><td></td><td></td><td></td><td></td></tr></tbody></table>							Matters needing attention		Materials used				No.	Material	Description	Part No.	Usage amount	Unit	1.	Handle the product with care.	BT-S1006208HU-MPA13S475		72	PCS	2.	The sealing tape of each stack of products should be tightened, and the adhesive paper should not be loose after sealing.	350*310*5mm		2	PCS	3.	Each pearl cotton tray contains 9PCS of	360*320*230mm		1	PCS	4.	Each layer of pearl cotton tray (including 36PCS of products).	345*305* (13+10) mm-9 grids		8	PCS	5.	Each box is packed with 2 stacks and 72PCS of products are placed.	100*62*5mm		72	PCS	6.	Pay attention to the quantity of products when packing, can not be short.	345*305*5mm		2	PCS																		
Matters needing attention		Materials used																																																																						
No.	Material	Description	Part No.	Usage amount	Unit																																																																			
1.	Handle the product with care.	BT-S1006208HU-MPA13S475		72	PCS																																																																			
2.	The sealing tape of each stack of products should be tightened, and the adhesive paper should not be loose after sealing.	350*310*5mm		2	PCS																																																																			
3.	Each pearl cotton tray contains 9PCS of	360*320*230mm		1	PCS																																																																			
4.	Each layer of pearl cotton tray (including 36PCS of products).	345*305* (13+10) mm-9 grids		8	PCS																																																																			
5.	Each box is packed with 2 stacks and 72PCS of products are placed.	100*62*5mm		72	PCS																																																																			
6.	Pay attention to the quantity of products when packing, can not be short.	345*305*5mm		2	PCS																																																																			

DRAWN: 刘玉婷

CHECKED: 胡成国

APPROVED: 曾若武