



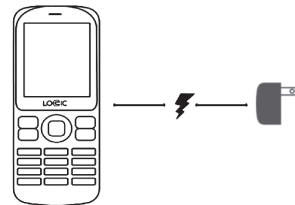
M1 PLUS
LOGIC

FEATURE PHONE

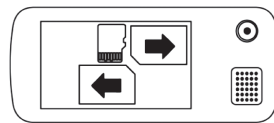
QUICK GUIDE | GUÍA RÁPIDA

Thank you for purchasing this innovative Logic device. The specifications in this document are subject to change without notice. To download the full user's manual visit us at: logicmobility.com.

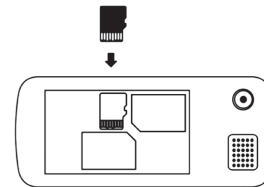
Charge phone for 24 hours before using.



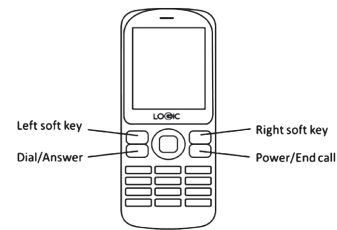
Install SIM card.



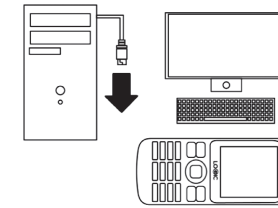
Install microSD card.



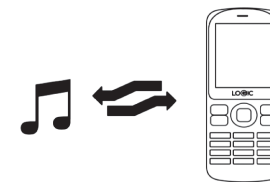
Get to know your phone.



Connect the phone to a computer with the USB cable included.



Copy music files from your computer to the phone.



Warranty Certificate

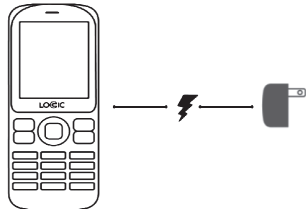
Terms and Conditions

LOGIC warrants that their Products will be free from defects in material and workmanship. The warranty period is one (1) year for the products and three (3) months for the accessories which are part of the original package including the battery. The warranty period begins the date of purchase by the End-User who shall present an invoice or a purchase receipt when requiring warranty service, otherwise the warranty period will begin from the date of manufacture of the product. LOGIC will repair a product, without cost to the Customer, if it presents a manufacturing defect or defect in workmanship during the warranty period and if the defect occurred under normal conditions of use in accordance with the instructions and specifications stated in the User's manual.

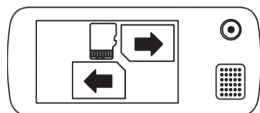
For additional information about the terms and conditions of LOGIC's Limited Warranty or to obtain warranty service information, please visit the support section at: logicmobility.com.

Gracias por haber adquirido este producto innovador de Logic. Las especificaciones están sujetas a cambios sin aviso. Lo invitamos a bajar el manual de usuario completo visitando nuestro sitio: logicmobility.com.

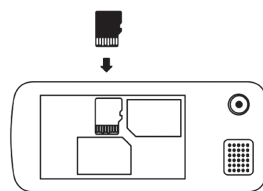
Cargue el teléfono 24 horas antes de utilizar.



Instalar la tarjeta SIM.



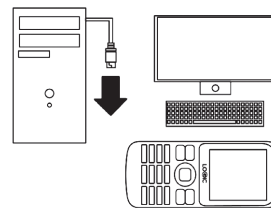
Instalar la tarjeta microSD.



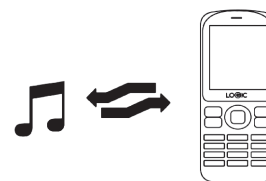
Conozca su teléfono.



Conecte el teléfono a una computadora con el cable USB incluido.



Copia los archivos de música desde la computadora al teléfono.



Certificado de Garantía

Términos y Condiciones

LOGIC garantiza que sus productos estarán libres de defectos de materia prima y ensamblaje. El período de garantía es de un (1) año para los productos y de tres (3) meses para los accesorios que forman parte del paquete original incluyendo la batería. El usuario final deberá presentar una factura o un recibo de compra cuando exija el servicio de garantía, de lo contrario el período de garantía comenzará a partir de la fecha de fabricación del producto. LOGIC reparará un producto, sin costo para el Cliente, si presenta un defecto de fabricación o un defecto de ensamble durante el período de garantía, y si el defecto se produjo en condiciones normales de uso de acuerdo con las instrucciones y especificaciones indicadas en el manual del usuario.

Para más detalles de la Garantía Limitada de LOGIC y para obtener información del servicio de garantía, por favor visite la sección de soporte en nuestro sitio: web: logicmobility.com.

LOGIC
makes sense

logicmobility.com
Made in China
Copyright Logic 2017

FCC caution

Any Changes or modifications not expressly approved by the party responsible for compliance could void the user's authority to operate the equipment.

This device complies with part 15 of the FCC Rules. Operation is subject to the following two conditions: (1) This device may not cause harmful interference, and (2) this device must accept any interference received, including interference that may cause undesired operation.

Note: This equipment has been tested and found to comply with the limits for a Class B digital device, pursuant to part 15 of the FCC Rules. These limits are designed to provide reasonable protection against harmful interference in a residential installation. This equipment generates, uses and can radiate radio frequency energy and, if not installed and used in accordance with the instructions, may cause harmful interference to radio communications. However, there is no guarantee that interference will not occur in a particular installation. If this equipment does cause harmful interference to radio or television reception, which can be determined by turning the equipment off and on, the user is encouraged to try to correct the interference by one or more of the following measures:

- Reorient or relocate the receiving antenna.
- Increase the separation between the equipment and receiver.
- Connect the equipment into an outlet on a circuit different from that to which the receiver is connected.
- Consult the dealer or an experienced radio/TV technician for help.

Specific Absorption Rate (SAR) information

SAR tests are conducted using standard operating positions accepted by the FCC with the phone transmitting at its highest certified power level in all tested frequency bands, although the SAR is determined at the highest certified power level, the actual SAR level of the phone while operating can be well below the maximum value, in general, the closer you are to a wireless base station antenna, the lower the power output. Before a new model phone is available for sale to the public, it must be tested and certified to the FCC that it does not exceed the exposure limit established by the FCC, Tests for each phone are performed in positions and locations (e.g. at the ear and worn on the body) as required by the FCC.

For body worn operation, this model phone has been tested and meets the FCC RF exposure guidelines when used with an accessory designated for this product or when used with an accessory that Contains no metal and that positions the handset a minimum of 5 mm from the body.

Non-compliance with the above restrictions may result in violation of RF exposure guidelines.