


Appendix D. Photographs of EUT and Setup

The setup photographs for SAR testing are shown as follows.

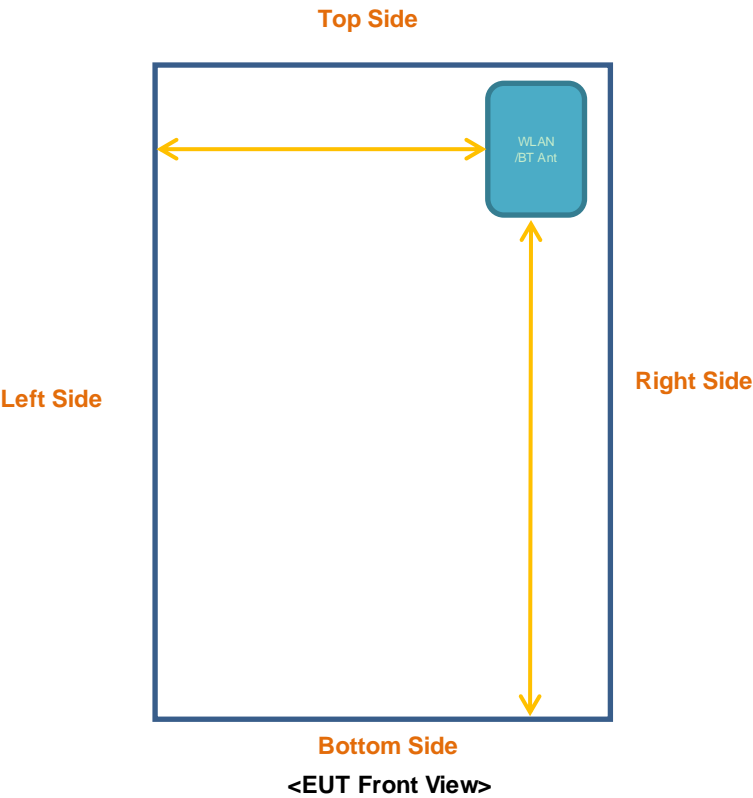
FCC SAR Test Report

<Photographs of EUT>



FCC SAR Test Report

<Antenna Location>



The separation distance for antenna to edge:

Antenna	To Top Side (mm)	To Bottom Side (mm)	To Left Side (mm)	To Right Side (mm)
WLAN / BT	4.69	114.44	53.57	3.06

FCC SAR Test Report

<Photographs of SAR Setup>



Head - Right Cheek



Head - Right Tilted








Head - Left Cheek



Head - Left Tilted

FCC SAR Test Report

	
Body - Front Face of EUT at 10 mm	Body - Rear Face of EUT at 10 mm
	
Body - Left Side of EUT at 10 mm	Body - Top Side of EUT at 10 mm
	
Body - Right Side of EUT at 10 mm	