

PHOTOGRAPH OF CONSTRUCTION

SECTION 2.1033 (c) (12)
(External Photos)

PHOTOGRAPH OF CONSTRUCTION

SECTION 2.1033(c) (12)


Photographs (8" x 10") of the equipment of sufficient clarity to reveal equipment construction and layout, including meters, if any, and labels for controls and meters and sufficient views of the internal construction to define component placement and chassis assembly. Insofar as these requirements are met by photographs or drawings contained in instruction manuals supplied with the certification request, additional photographs are necessary only to complete the required showing.

RESPONSE:


Equipment construction, layout, including meters, and labels for control are indicated in Installation, Test and Operational Manual (see Section on "Users Manual"). Internal photographs are included in the Section Internal Photos.

Following additional external photographs are included:


1. Photograph of Twelve TRX19s Installed in a Flexent Macrocell Cabinet.
2. Photograph Close-up of TRX19 Installed in a Flexent of Macrocell Cabinet.
3. Photographs of TRX19 showing front view with FCC ID and other five sides.




Photograph of Twelve TRX19s Installed in a Flexent Macrocell Cabinet



Photograph of TRX19s Installed



Photograph of TRX19 Front View with FCC ID Label.



Photograph of TRX19 Left Side View.



Photograph of TRX19 Right Side View.



Photograph of TRX19 Rear Side View.



Photograph of TRX19 Top Side View.



Photograph of TRX19 Bottom Side View