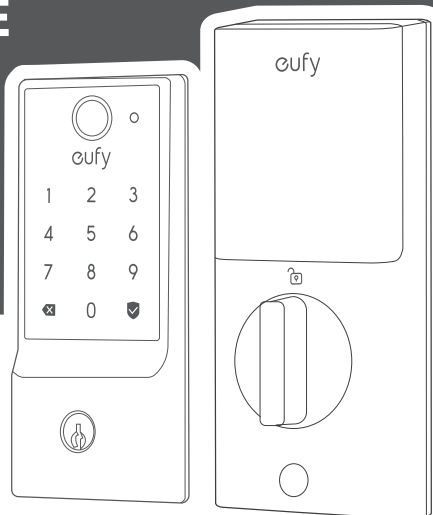




## QUICK START GUIDE

eufy Smart Lock E30



User Guide

## SETTING UP THE SYSTEM

1. Download and install the eufy Security app, then sign up for an account.



2. Follow the in-app instructions to add the **eufy Smart Lock E30** to your device list.



For online support, tutorial videos, FAQs, and more information, please visit <http://support.eufy.com/s/>.



## NOTICE

- Do not use the device in the environment at too high or too low temperatures. Never expose the device under strong sunshine or too wet environment.

- The suitable temperature for the equipment is -10°C to 50°C (14°F to 122°F) for the interior lock, and -30°C to 70°C (-22°F to 158°F) for the exterior lock.
- When supplying, please place the device in an environment that has a normal room temperature and good ventilation.
- It is recommended to supply the device in an environment with a temperature that ranges from 5°C to 25°C (41°F to 77°F).
- The equipment is only suitable for mounting at heights  $\leq 2$  m.
- Do not use the equipment in any way other than described herein in order to avoid personal injury or property damage.
- User should comply with the laws and regulations of the corresponding countries and regions where the equipment is located (used), abide by professional ethics, pay attention to safety obligations, and strictly prohibit the use of our products or equipment for any illegal purposes. Our company will not be responsible for any violators' legal liability under any circumstances.

### Warning

- Replacing a battery with an incorrect type may bypass safeguards and create danger;
- Disposal of the battery in a fire or a hot oven or other source of significant heat, or mechanically crushing, or cutting of the battery, may result in an explosion or leakage of flammable liquids or gases;
- Leaving the battery in an extremely hot environment may result in an explosion or leakage of flammable liquids or gases;
- Subjecting the battery to extremely low air pressure may result in an explosion or leakage of flammable liquids or gases.

### Attention:

- Le remplacement d'une batterie par un type incorrect peut contourner les protections et créer un danger ;
- L'élimination d'une pile dans un feu ou une autre source de chaleur importante, ou par écrasement ou découpage, peut entraîner une explosion ainsi qu'une fuite de liquides et de gaz inflammables ;
- Le fait de laisser une batterie dans un environnement extrêmement chaud peut entraîner une explosion ainsi qu'une fuite de liquides et de gaz inflammables ;
- Une batterie soumise à une pression d'air extrêmement faible peut provoquer une explosion ainsi qu'une fuite de liquides et de gaz inflammables.



CAUTION!

THERE IS A RISK OF EXPLOSION IF AN INCORRECT BATTERY TYPE IS USED. DISPOSE OF USED BATTERIES ACCORDING TO THEIR INSTRUCTIONS.



ATTENTION!

RISQUE D'EXPLOSION SI LA BATTERIE EST REMPLACÉE PAR UN TYPE INCORRECT. ÉLIMINER LES BATTERIES USÉES SELON LES INSTRUCTIONS.

### FCC Statement

This device complies with Part 15 of the FCC Rules. Operation is subject to the following two conditions: (1) this device may not cause harmful interference, and (2) this device must accept any interference received, including interference that may cause undesired operation.

**Warning:** Changes or modifications not expressly approved by the party responsible for compliance could void the user's authority to operate the equipment.

**Note:** This equipment has been tested and found to comply with the limits for a Class B digital device, pursuant to Part 15 of the FCC Rules. These limits are designed to provide reasonable protection against harmful interference in a residential installation.

This equipment generates uses and can radiate radio frequency energy and, if not installed and used in accordance with the instructions, may cause harmful interference to radio communications. However, there is no guarantee that interference will not occur in a particular installation. If this equipment does cause harmful interference to radio or television reception, which can be determined by turning the equipment off and on, the user is encouraged to try to correct the interference by one or more of the following measures: (1) Reorient or relocate the receiving antenna. (2) Increase the separation between the equipment and receiver. (3) Connect the equipment into an outlet on a circuit different from that to which the receiver is connected. (4) Consult the dealer or an experienced radio/TV technician for help.

FCC Radio Frequency Exposure Statement

The device has been evaluated to meet general RF exposure requirements. The device can be used in fixed/mobile exposure conditions. The min separation distance is 20cm.

The following importer is the responsible party

Company Name: POWER MOBILE LIFE, LLC

Address: 10900 NE 8th St, Ste 501, Bellevue WA 98004

Telephone: 1-800-988-7973

IC Statement

This device complies with Industry Canada licence-exempt RSS standard(s). Operation is subject to the following two conditions:

(1) this device may not cause interference, and

(2) this device must accept any interference, including interference that may cause undesired operation of the device.

Le présent appareil est conforme aux CNR d'Industrie Canada applicables aux appareils radio exempts de licence. L'exploitation est autorisée aux deux conditions suivantes:

(1) l'appareil nedit pas produire de brouillage, et

(2) l'utilisateur de l'appareil doit accepter tout brouillage radioélectrique subi, même si le brouillage est susceptible d'en compromettre le fonctionnement.


This Class B digital apparatus complies with Canadian ICES-003.


Cet appareil numérique de la classe B est conforme à la norme NMB-003 du Canada.

IC Radiation Exposure Statement

When using the product, maintain a distance of 20cm from the body to ensure compliance with RF exposure requirements.

Lors de l'utilisation du produit, maintenez une distance de 20 cm du corps afin de vous conformer aux exigences en matière d'exposition RF.

 Your product is designed and manufactured with high quality materials and components, which can be recycled and reused.

 This symbol means the product must not be discarded as household waste, and should be delivered to an appropriate collection facility for recycling. Proper disposal and recycling helps protect natural resources, human health and the environment. For more information on disposal and recycling of this product, contact your local municipality, disposal service, or the shop where you bought this product.

This product complies with the radio interference requirements of the European Community.

Declaration of Conformity

Hereby, Anker Innovations Limited declares that this device is in compliance with the essential requirements and other relevant provisions of Directive 2014/53/EU. For the declaration of conformity, visit the web site: <https://support.eufy.com/s/articleRecommend?type=Download&secondType=doc> .

RF Exposure Information


The Maximum Permissible Exposure (MPE) level has been calculated based on a distance of d=20 cm between the device and the human body. To maintain compliance with RF exposure requirement, use product that maintain a 20cm distance between the device and human body.


Frequency bands and power are as below:


Function	Bands	Operation Frequency	Maximum Power
Wi-Fi	2.4GHz	2412-2472MHz	EIRP 19.10 dBm
Bluetooth	2.4GHz	2402-2480 MHz	EIRP 8.0 dBm

The following importer is the responsible party (contact for EU matters):  
Anker Innovations Deutschland GmbH | Georg-Muche-Strasse 3, 80807 Munich, Germany

Customer Service

 18-month limited warranty

 (US/Canada) +1 (800) 988 7973  
(AU) +61 3 8331 4800

 support@eufy.com  
service@myeufy.com.au (AU)

Anker Innovations Limited  
Unit 56, 8th Floor, Tower 2, Admiralty Centre, 18 Harcourt Road, Hong Kong

 @EufyOfficial  @EufyOfficial  @EufyOfficial