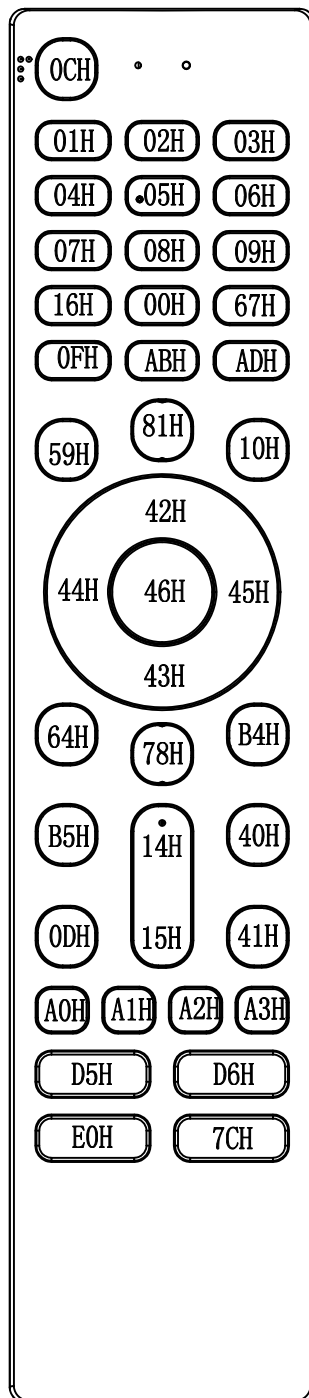

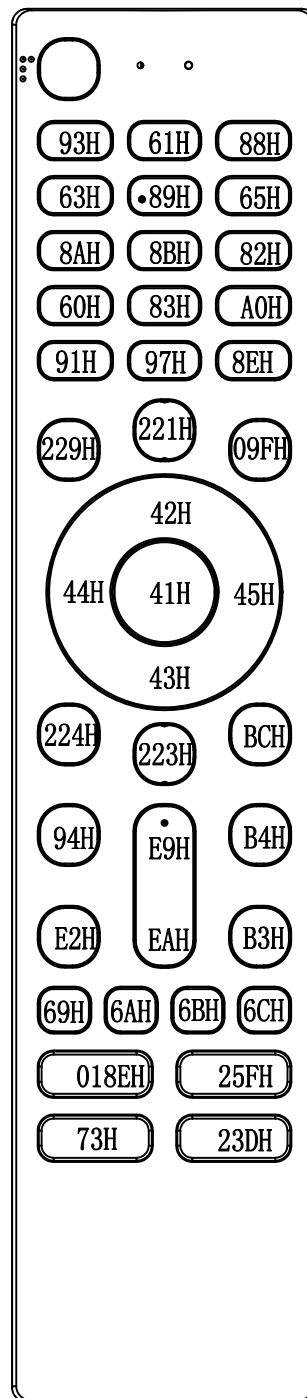


# BLE voice & Infrared remote control manual



IR  
IR protocol:TC9012  
Customer code:0E0E



Bluetooth

The remote control has two modes: IR + Bluetooth.

- 1.The remote and the TV are not paired or have been paired.Over but not connected, in the IR mode,key hair IR code.  
the indicator light is red after pressing the button.After pairing with the TV and connecting, press the button to send bluetooth code  
Keep pressing the voice key to start recording,Release the voice button to end the recording
- 2.Pairing button "LEFT+HOME" or "BACK+HOME",Hold down for more than 3 seconds to enter the pairing mode  
When the remote control is unpaired, press the voice key ,You can also enter matchmaking mode.

# **BLE voice & Infrared remote control manual**

The remote control has two modes: infrared and Bluetooth.

In the infrared working mode, the key sends the infrared code. The indicator light is red after pressing the key.

In Bluetooth mode (after successful pairing with the TV), press the key to issue the Bluetooth code (except the power key). The indicator light is green after pressing the key.

Continue pressing the voice key, start the voice input. Release the voice key and end the voice input.

The pairing keys are HOME and LEFT keys. Press for more than 3 seconds to enter the pairing mode. The red light changes from always on to green flashing.

After the pairing is successful, the green light is always on and goes out after 2 seconds.

If the pairing is unsuccessful within 1 minute, automatically exit the pairing mode and the green light goes out.

No operation was performed within 10 seconds and the remote control went to sleep.

Press any key to wake up the remote control.

If the remote control has paired before, press LEFT + HOME for 3 seconds to clear the pairing information.

**Warning:** Changes or modifications to this unit not expressly approved by the party responsible for compliance could void the user's authority to operate the equipment.

**NOTE:** This equipment has been tested and found to comply with the limits for a Class B digital device, pursuant to Part 15 of the FCC Rules. These limits are designed to provide reasonable protection against harmful interference in a residential installation. This equipment generates, uses and can radiate radio frequency energy and, if not installed and used in accordance with the instructions, may cause harmful interference to radio communications.

However, there is no guarantee that interference will not occur in a particular installation. If this equipment does cause harmful interference to radio or television reception, which can be determined by turning the equipment off and on, the user is encouraged to try to correct the interference by one or more of the following measures:  
Reorient or relocate the receiving antenna.

Increase the separation between the equipment and receiver.

Connect the equipment into an outlet on a circuit different from that to which the receiver is connected.

Consult the dealer or an experienced radio/TV technician for help.

## **FCC Statement :**

This device complies with Part 15 of the FCC Rules. Operation is subject to the following two conditions:

- (1) this device may not cause harmful interference, and
- (2) this device must accept any interference received, including interference that may cause undesired operation.

This device contains licence-exempt transmitter(s)/receiver(s) that comply with Innovation, Science and Economic Development Canada's licence-exempt RSS(s). Operation is subject to the following two conditions:

This device may not cause interference.

This device must accept any interference, including interference that may cause undesired operation of the device.

L'émetteur/récepteur exempt de licence contenu dans le présent appareil est conforme aux CNR d'Innovation, Sciences et Développement économique Canada applicables aux appareils radio exempts de licence.

L'exploitation est autorisée aux deux conditions suivantes:

1. L'appareil ne doit pas produire de brouillage;
2. L'appareil doit accepter tout brouillage radioélectrique subi, même si le brouillage est susceptible d'en compromettre le fonctionnement.