

GSM 850 ANT 1

Frequency: 836.6 MHz; Duty Cycle: 1:4.00037; Room Ambient Temperature: 24.0°C; Liquid Temperature: 23.0°C
Medium parameters used (interpolated): $f = 836.6$ MHz; $\sigma = 0.944$ S/m; $\epsilon_r = 42.375$; $\rho = 1000$ kg/m³

DASY5 Configuration:

- Area Scan Setting: Find Secondary Maximum Within: 2.0 dB and with a peak SAR value greater than 0.0012W/kg
- Electronics: DAE4 Sn1261; Calibrated: 2/24/2021
- Probe: EX3DV4 - SN7581; ConvF(10.49, 10.49, 10.49) @ 836.6 MHz; Calibrated: 3/1/2021
- Sensor-Surface: 1.4mm (Mechanical Surface Detection), Sensor-Surface: 2.5mm (Mechanical Surface Detection)
- Phantom: Twin-SAM V8.0 (30deg probe tilt); Type: QD 000 P41 Ax; Serial: xxxx

RHS/Touch_GPRS 2 slots_ch 190/Area Scan (9x13x1): Measurement grid: dx=15mm, dy=15mm

[Info: Interpolated medium parameters used for SAR evaluation.](#)

Maximum value of SAR (measured) = 0.218 W/kg

RHS/Touch_GPRS 2 slots_ch 190/Zoom Scan (5x5x7)/Cube 0: Measurement grid: dx=8mm, dy=8mm, dz=5mm

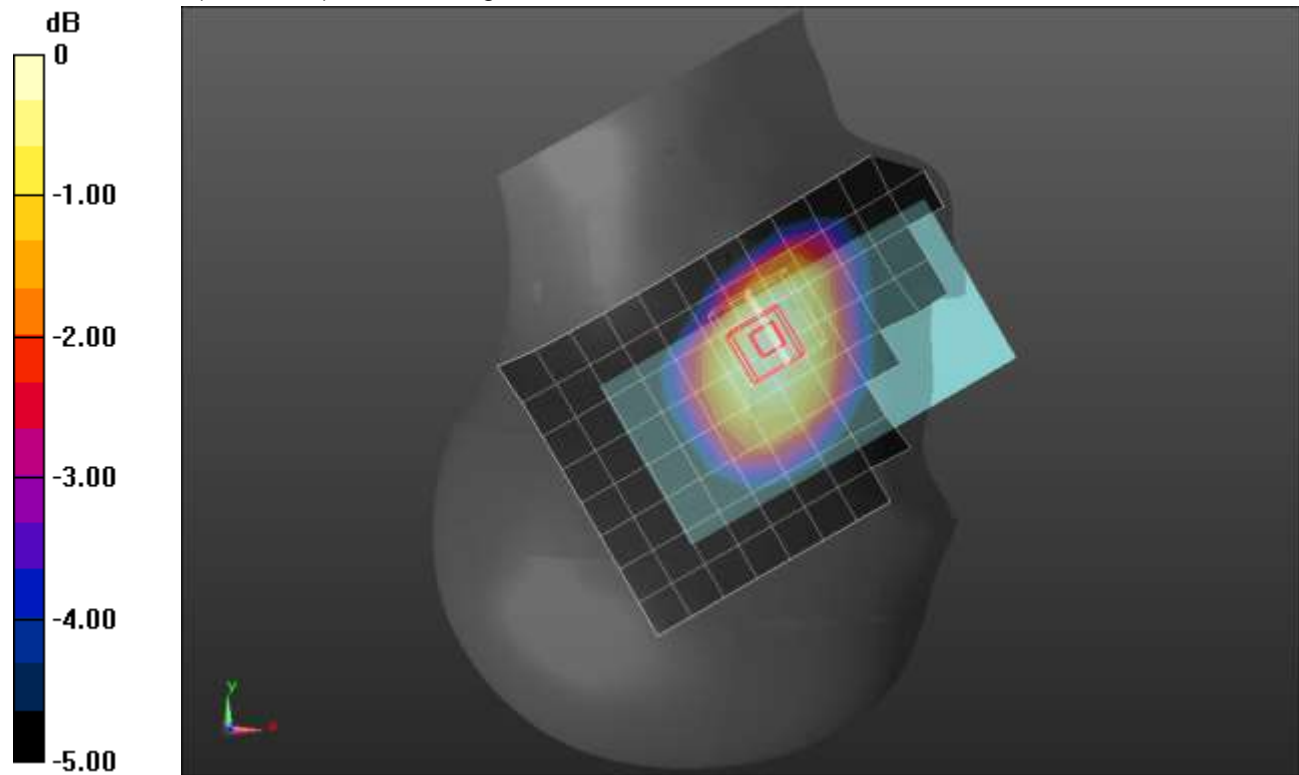
Reference Value = 14.98 V/m; Power Drift = 0.03 dB

Peak SAR (extrapolated) = 0.234 W/kg

SAR(1 g) = 0.192 W/kg; SAR(10 g) = 0.151 W/kg

[Info: Interpolated medium parameters used for SAR evaluation.](#)

Maximum value of SAR (measured) = 0.213 W/kg



GSM 850 ANT 1

Frequency: 836.6 MHz; Duty Cycle: 1:4.00037; Room Ambient Temperature: 24.0°C; Liquid Temperature: 23.0°C
Medium parameters used (interpolated): $f = 836.6$ MHz; $\sigma = 0.9$ S/m; $\epsilon_r = 41.766$; $\rho = 1000$ kg/m³

DASY5 Configuration:

- Area Scan Setting: Find Secondary Maximum Within: 2.0 dB and with a peak SAR value greater than 0.0012W/kg
- Electronics: DAE4 Sn1545; Calibrated: 2/22/2021
- Probe: EX3DV4 - SN7448; ConvF(9.76, 9.76, 9.76) @ 836.6 MHz; Calibrated: 2/26/2021
- Sensor-Surface: 2.5mm (Mechanical Surface Detection)
- Phantom: SAM with CRP v5.0; Type: QD000P40CD; Serial: TP:xxxx

Rear/GPRS 2 slots_ch 190/Area Scan (8x13x1): Measurement grid: dx=15mm, dy=15mm

[Info: Interpolated medium parameters used for SAR evaluation.](#)

Maximum value of SAR (measured) = 0.567 W/kg

Rear/GPRS 2 slots_ch 190/Zoom Scan (6x6x7)/Cube 0: Measurement grid: dx=8mm, dy=8mm, dz=5mm

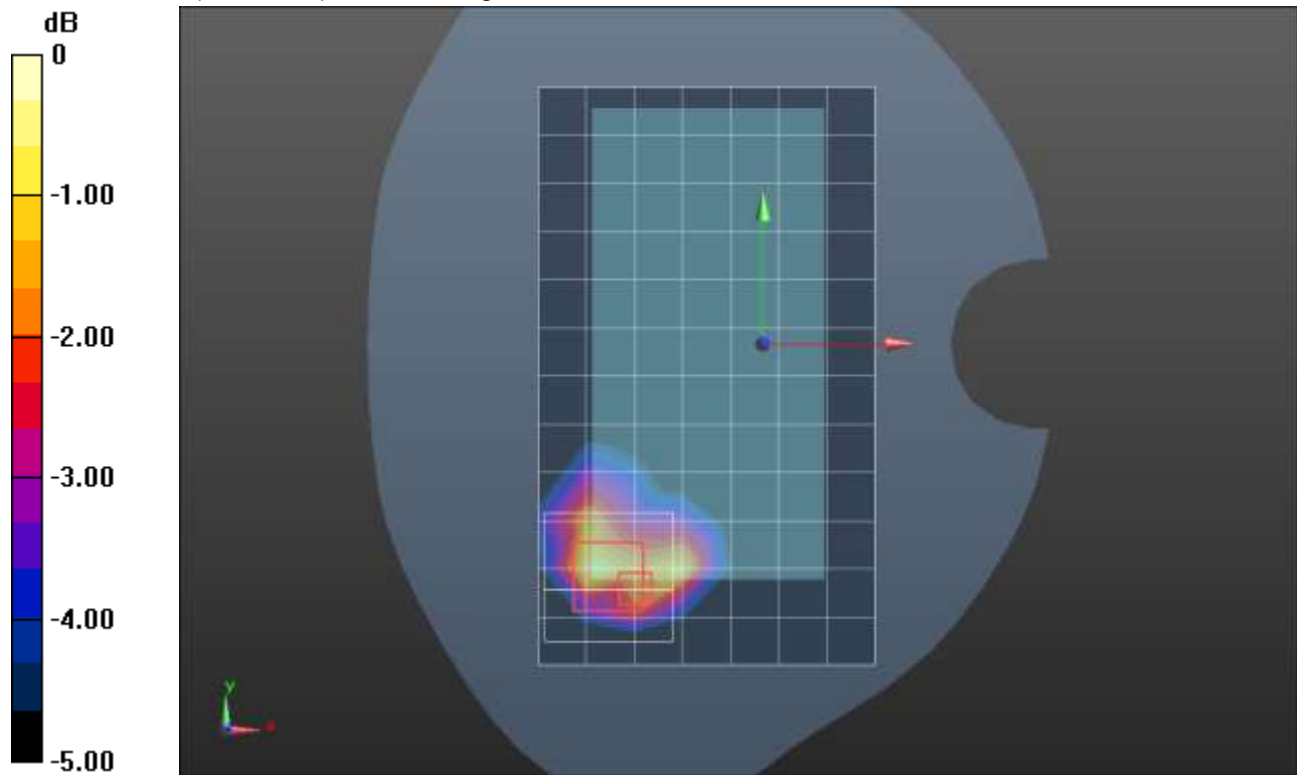
Reference Value = 24.09 V/m; Power Drift = 0.04 dB

Peak SAR (extrapolated) = 0.871 W/kg

SAR(1 g) = 0.430 W/kg; SAR(10 g) = 0.232 W/kg

[Info: Interpolated medium parameters used for SAR evaluation.](#)

Maximum value of SAR (measured) = 0.610 W/kg



GSM 850 ANT 2

Frequency: 836.6 MHz; Duty Cycle: 1:4.00037; Room Ambient Temperature: 24.0°C; Liquid Temperature: 23.0°C
 Medium parameters used (interpolated): $f = 836.6$ MHz; $\sigma = 0.88$ S/m; $\epsilon_r = 39.915$; $\rho = 1000$ kg/m³

DASY5 Configuration:

- Area Scan Setting: Find Secondary Maximum Within: 2.0 dB and with a peak SAR value greater than 0.0012W/kg
- Electronics: DAE4 Sn1261; Calibrated: 2/24/2021
- Probe: EX3DV4 - SN7581; ConvF(10.49, 10.49, 10.49) @ 836.6 MHz; Calibrated: 3/1/2021
- Sensor-Surface: 1.4mm (Mechanical Surface Detection), Sensor-Surface: 2.5mm (Mechanical Surface Detection)
- Phantom: Twin-SAM V8.0 (30deg probe tilt); Type: QD 000 P41 Ax; Serial: xxxx

LHS/Tilt_GPRS 2 slots_ch 190/Area Scan (9x13x1): Measurement grid: dx=15mm, dy=15mm

[Info: Interpolated medium parameters used for SAR evaluation.](#)

Maximum value of SAR (measured) = 1.28 W/kg

LHS/Tilt_GPRS 2 slots_ch 190/Zoom Scan (6x6x7)/Cube 0: Measurement grid: dx=8mm, dy=8mm, dz=5mm

Reference Value = 31.59 V/m; Power Drift = -0.07 dB

Peak SAR (extrapolated) = 1.50 W/kg


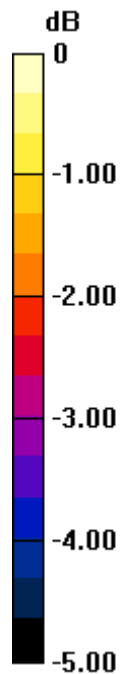
SAR(1 g) = 0.667 W/kg; SAR(10 g) = 0.377 W/kg

Smallest distance from peaks to all points 3 dB below = 9.7 mm

Ratio of SAR at M2 to SAR at M1 = 44.8%

[Info: Interpolated medium parameters used for SAR evaluation.](#)

Maximum value of SAR (measured) = 0.930 W/kg



0 dB = 0.930 W/kg = -0.32 dBW/kg

GSM 850 ANT 2

Frequency: 836.6 MHz; Duty Cycle: 1:4.00037; Room Ambient Temperature: 24.0°C; Liquid Temperature: 23.0°C
Medium parameters used (interpolated): $f = 836.6$ MHz; $\sigma = 0.88$ S/m; $\epsilon_r = 39.915$; $\rho = 1000$ kg/m³

DASY5 Configuration:

- Area Scan Setting: Find Secondary Maximum Within: 2.0 dB and with a peak SAR value greater than 0.0012W/kg
- Electronics: DAE4 Sn1261; Calibrated: 2/24/2021
- Probe: EX3DV4 - SN7581; ConvF(10.49, 10.49, 10.49) @ 836.6 MHz; Calibrated: 3/1/2021
- Sensor-Surface: 2.5mm (Mechanical Surface Detection)
- Phantom: Twin-SAM V8.0 (30deg probe tilt); Type: QD 000 P41 Ax; Serial: xxxx

Rear/GPRS 2 slots_ch 190/Area Scan (8x13x1): Measurement grid: dx=15mm, dy=15mm

[Info: Interpolated medium parameters used for SAR evaluation.](#)

Maximum value of SAR (measured) = 0.548 W/kg

Rear/GPRS 2 slots_ch 190/Zoom Scan (6x6x7)/Cube 0: Measurement grid: dx=8mm, dy=8mm, dz=5mm

Reference Value = 25.50 V/m; Power Drift = -0.05 dB

Peak SAR (extrapolated) = 0.831 W/kg

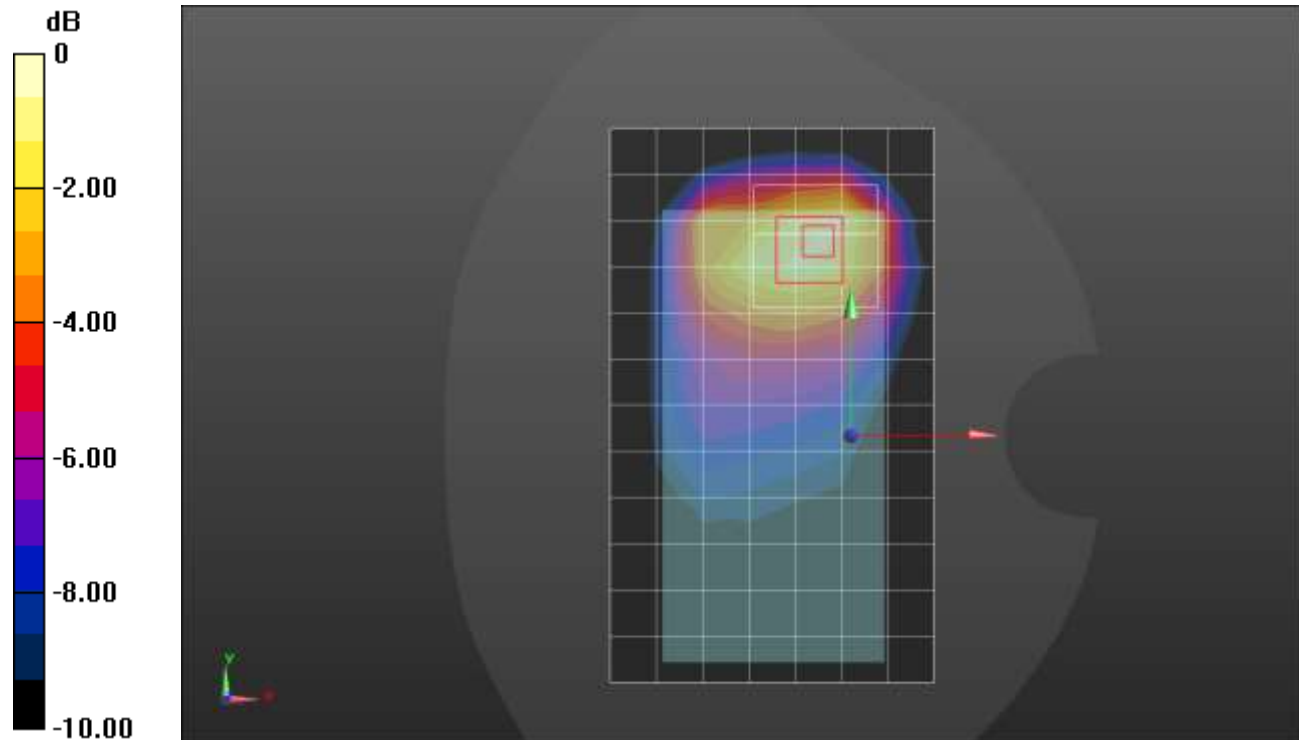
SAR(1 g) = 0.491 W/kg; SAR(10 g) = 0.304 W/kg

Smallest distance from peaks to all points 3 dB below = 16.3 mm

Ratio of SAR at M2 to SAR at M1 = 61.3%

[Info: Interpolated medium parameters used for SAR evaluation.](#)

Maximum value of SAR (measured) = 0.608 W/kg



0 dB = 0.608 W/kg = -2.16 dBW/kg

GSM 1900 ANT 1

Frequency: 1880 MHz; Duty Cycle: 1:4.00037; Room Ambient Temperature: 24.0°C; Liquid Temperature: 23.0°C
Medium parameters used: $f = 1880$ MHz; $\sigma = 1.386$ S/m; $\epsilon_r = 38.377$; $\rho = 1000$ kg/m³

DASY5 Configuration:

- Area Scan Setting: Find Secondary Maximum Within: 2.0 dB and with a peak SAR value greater than 0.0012W/kg
- Electronics: DAE4 Sn1359; Calibrated: 1/28/2021
- Probe: EX3DV4 - SN3772; ConvF(7.33, 7.33, 7.33) @ 1880 MHz; Calibrated: 2/25/2021
- Sensor-Surface: 1.4mm (Mechanical Surface Detection), Sensor-Surface: 2.5mm (Mechanical Surface Detection)
- Phantom: Twin-SAM V8.0 (20deg probe tilt); Type: QD 000 P41 AA; Serial: 1957

RHS/Touch_GPRS 2 slots_ch 661/Area Scan (9x13x1): Measurement grid: dx=15mm, dy=15mm
Maximum value of SAR (measured) = 0.229 W/kg

RHS/Touch_GPRS 2 slots_ch 661/Zoom Scan (5x5x7)/Cube 0: Measurement grid: dx=8mm, dy=8mm, dz=5mm

Reference Value = 12.29 V/m; Power Drift = -0.13 dB

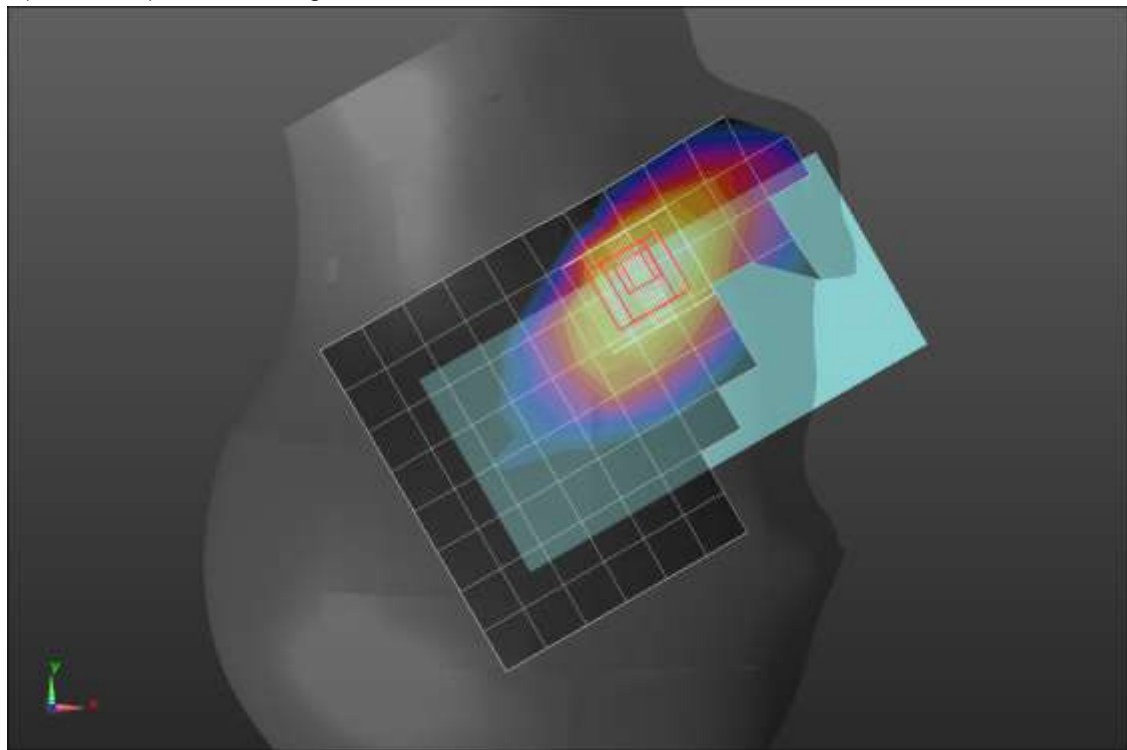
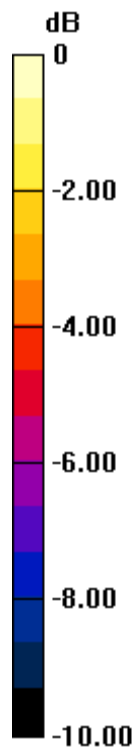
Peak SAR (extrapolated) = 0.275 W/kg

SAR(1 g) = 0.165 W/kg; SAR(10 g) = 0.102 W/kg

Smallest distance from peaks to all points 3 dB below = 11.4 mm

Ratio of SAR at M2 to SAR at M1 = 65%

Maximum value of SAR (measured) = 0.197 W/kg



0 dB = 0.197 W/kg = -7.06 dBW/kg

GSM 1900 ANT 1

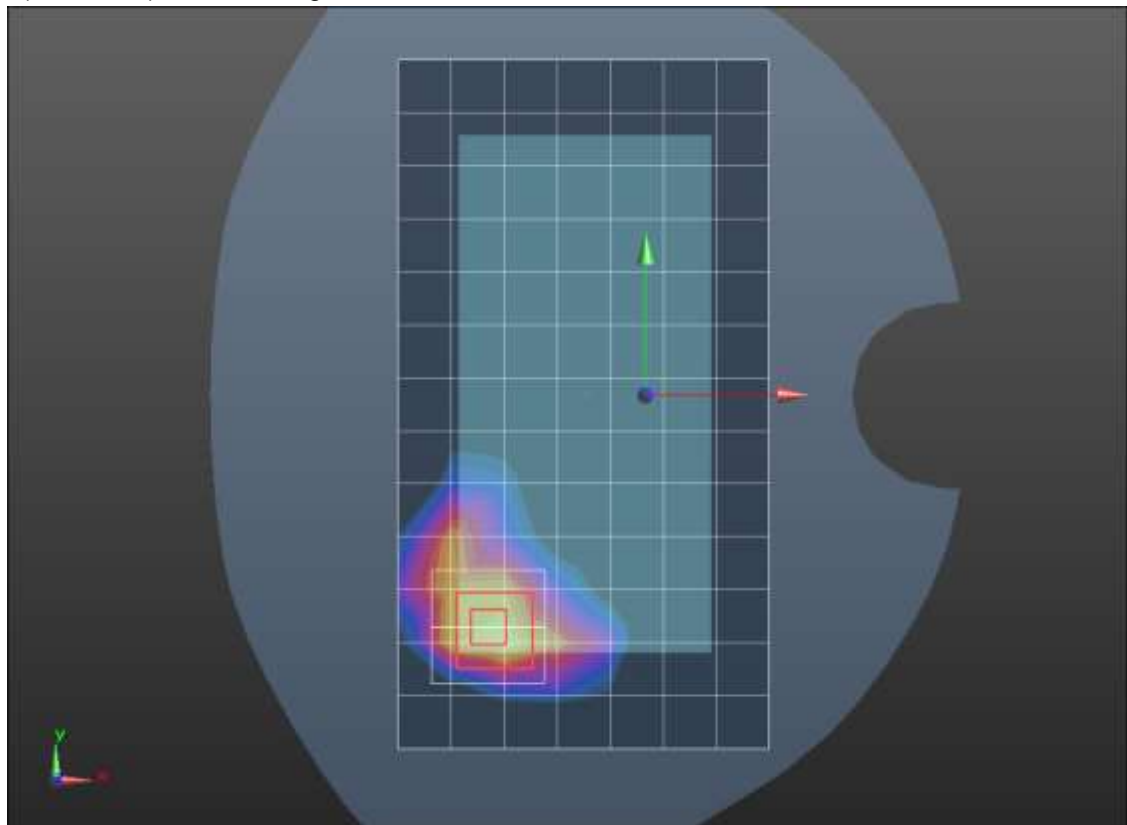
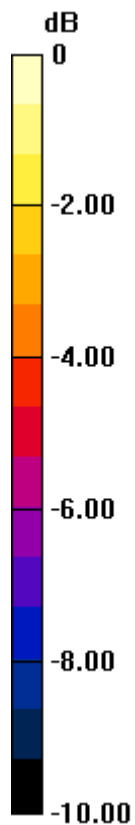
Frequency: 1880 MHz; Duty Cycle: 1:4.00037; Room Ambient Temperature: 24.0°C; Liquid Temperature: 23.0°C
Medium parameters used: $f = 1880$ MHz; $\sigma = 1.383$ S/m; $\epsilon_r = 41.616$; $\rho = 1000$ kg/m³

DASY5 Configuration:

- Area Scan Setting: Find Secondary Maximum Within: 2.0 dB and with a peak SAR value greater than 0.0012W/kg
- Electronics: DAE4 Sn1380; Calibrated: 8/19/2020
- Probe: EX3DV4 - SN3749; ConvF(7.86, 7.86, 7.86) @ 1880 MHz; Calibrated: 2/5/2021
- Sensor-Surface: 2.5mm (Mechanical Surface Detection)
- Phantom: SAM v4.0(A); Type: QD000P40CD; Serial: 1632

Rear/GPRS 2 slots_ch 661/Area Scan (8x14x1): Measurement grid: dx=15mm, dy=15mm
Maximum value of SAR (measured) = 0.533 W/kg

Rear/GPRS 2 slots_ch 661/Zoom Scan (5x5x7)/Cube 0: Measurement grid: dx=8mm, dy=8mm, dz=5mm
Reference Value = 19.80 V/m; Power Drift = 0.01 dB
Peak SAR (extrapolated) = 0.965 W/kg
SAR(1 g) = 0.480 W/kg; SAR(10 g) = 0.234 W/kg
Smallest distance from peaks to all points 3 dB below = 10.1 mm
Ratio of SAR at M2 to SAR at M1 = 53.3%
Maximum value of SAR (measured) = 0.664 W/kg



0 dB = 0.664 W/kg = -1.78 dBW/kg

GSM 1900 ANT 1

Frequency: 1850.2 MHz; Duty Cycle: 1:4.00037; Room Ambient Temperature: 24.0°C; Liquid Temperature: 23.0°C
Medium parameters used (interpolated): $f = 1850.2$ MHz; $\sigma = 1.367$ S/m; $\epsilon_r = 41.699$; $\rho = 1000$ kg/m³

DASY5 Configuration:

- Area Scan Setting: Find Secondary Maximum Within: 2.0 dB and with a peak SAR value greater than 0.0012W/kg
- Electronics: DAE4 Sn1380; Calibrated: 8/19/2020
- Probe: EX3DV4 - SN3749; ConvF(7.86, 7.86, 7.86) @ 1850.2 MHz; Calibrated: 2/5/2021
- Sensor-Surface: 2.5mm (Mechanical Surface Detection)
- Phantom: SAM v4.0(A); Type: QD000P40CD; Serial: 1632

Edge 3/GPRS 2 slots_ch 512/Area Scan (5x8x1): Measurement grid: dx=15mm, dy=15mm
Maximum value of SAR (measured) = 0.672 W/kg

Edge 3/GPRS 2 slots_ch 512/Zoom Scan (5x5x7)/Cube 0: Measurement grid: dx=8mm, dy=8mm, dz=5mm

Reference Value = 16.06 V/m; Power Drift = 0.07 dB

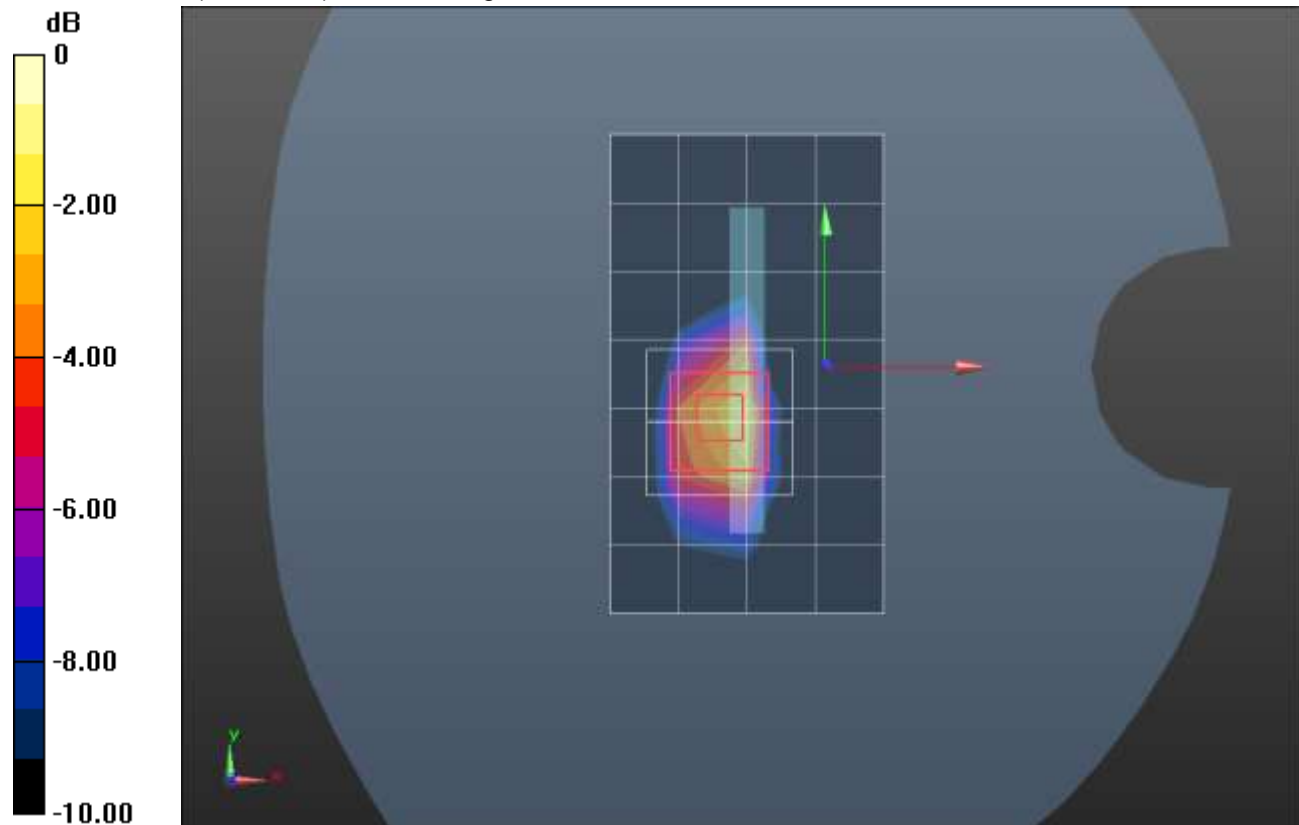
Peak SAR (extrapolated) = 1.38 W/kg

SAR(1 g) = 0.688 W/kg; SAR(10 g) = 0.322 W/kg

Smallest distance from peaks to all points 3 dB below = 8 mm

Ratio of SAR at M2 to SAR at M1 = 51.3%

Maximum value of SAR (measured) = 0.983 W/kg



0 dB = 0.983 W/kg = -0.07 dBW/kg

GSM 1900 ANT 2

Frequency: 1880 MHz; Duty Cycle: 1:4.00037; Room Ambient Temperature: 24.0°C; Liquid Temperature: 23.0°C
Medium parameters used: $f = 1880$ MHz; $\sigma = 1.438$ S/m; $\epsilon_r = 38.432$; $\rho = 1000$ kg/m³

DASY5 Configuration:

- Area Scan Setting: Find Secondary Maximum Within: 2.0 dB and with a peak SAR value greater than 0.0012W/kg
- Electronics: DAE4 Sn1380; Calibrated: 8/19/2020
- Probe: EX3DV4 - SN3749; ConvF(7.86, 7.86, 7.86) @ 1880 MHz; Calibrated: 2/5/2021
- Sensor-Surface: 1.4mm (Mechanical Surface Detection), Sensor-Surface: 2.5mm (Mechanical Surface Detection)
- Phantom: SAM v4.0(A); Type: QD000P40CD; Serial: 1632

RHS/Touch_GPRS 2 slots_ch 661/Area Scan (8x13x1): Measurement grid: dx=15mm, dy=15mm
Maximum value of SAR (measured) = 1.06 W/kg

RHS/Touch_GPRS 2 slots_ch 661/Zoom Scan (5x5x7)/Cube 0: Measurement grid: dx=8mm, dy=8mm, dz=5mm

Reference Value = 24.36 V/m; Power Drift = -0.01 dB

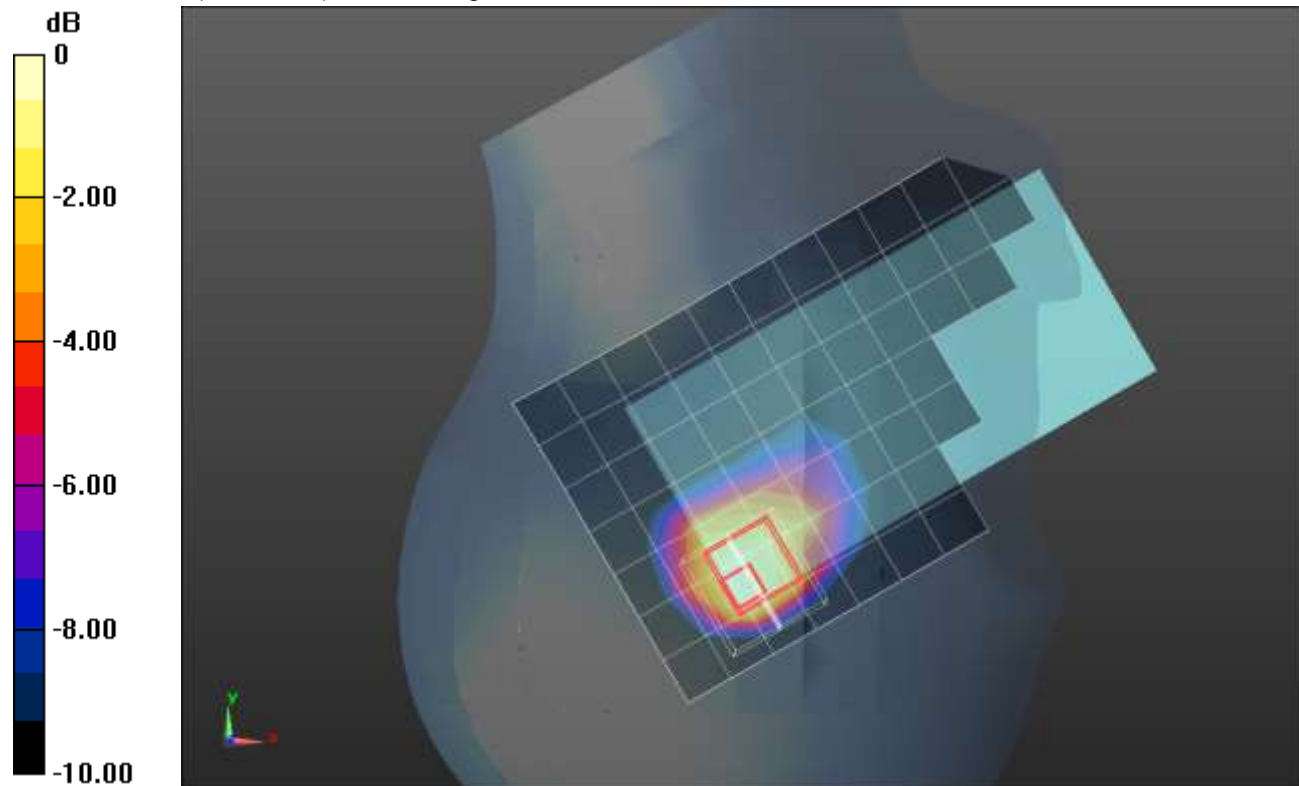
Peak SAR (extrapolated) = 1.84 W/kg

SAR(1 g) = 0.811 W/kg; SAR(10 g) = 0.428 W/kg

Smallest distance from peaks to all points 3 dB below = 7.2 mm

Ratio of SAR at M2 to SAR at M1 = 50.2%

Maximum value of SAR (measured) = 1.10 W/kg



0 dB = 1.10 W/kg = 0.41 dBW/kg

GSM 1900 ANT 2

Frequency: 1909.8 MHz; Duty Cycle: 1:4.00037; Room Ambient Temperature: 24.0°C; Liquid Temperature: 23.0°C
Medium parameters used: $f = 1910$ MHz; $\sigma = 1.402$ S/m; $\epsilon_r = 41.587$; $\rho = 1000$ kg/m³

DASY5 Configuration:

- Area Scan Setting: Find Secondary Maximum Within: 2.0 dB and with a peak SAR value greater than 0.0012W/kg
- Electronics: DAE4 Sn1380; Calibrated: 8/19/2020
- Probe: EX3DV4 - SN3749; ConvF(7.86, 7.86, 7.86) @ 1909.8 MHz; Calibrated: 2/5/2021
- Sensor-Surface: 2.5mm (Mechanical Surface Detection (Locations From Previous Scan Used)), Sensor-Surface: 2.5mm (Mechanical Surface Detection)
- Phantom: SAM v4.0(A); Type: QD000P40CD; Serial: 1632

Rear/GPRS 2 slots_ch 810/Area Scan (8x13x1): Measurement grid: dx=15mm, dy=15mm

Maximum value of SAR (measured) = 0.871 W/kg

Rear/GPRS 2 slots_ch 810/Zoom Scan (5x5x7)/Cube 0: Measurement grid: dx=8mm, dy=8mm, dz=5mm

Reference Value = 25.16 V/m; Power Drift = -0.08 dB

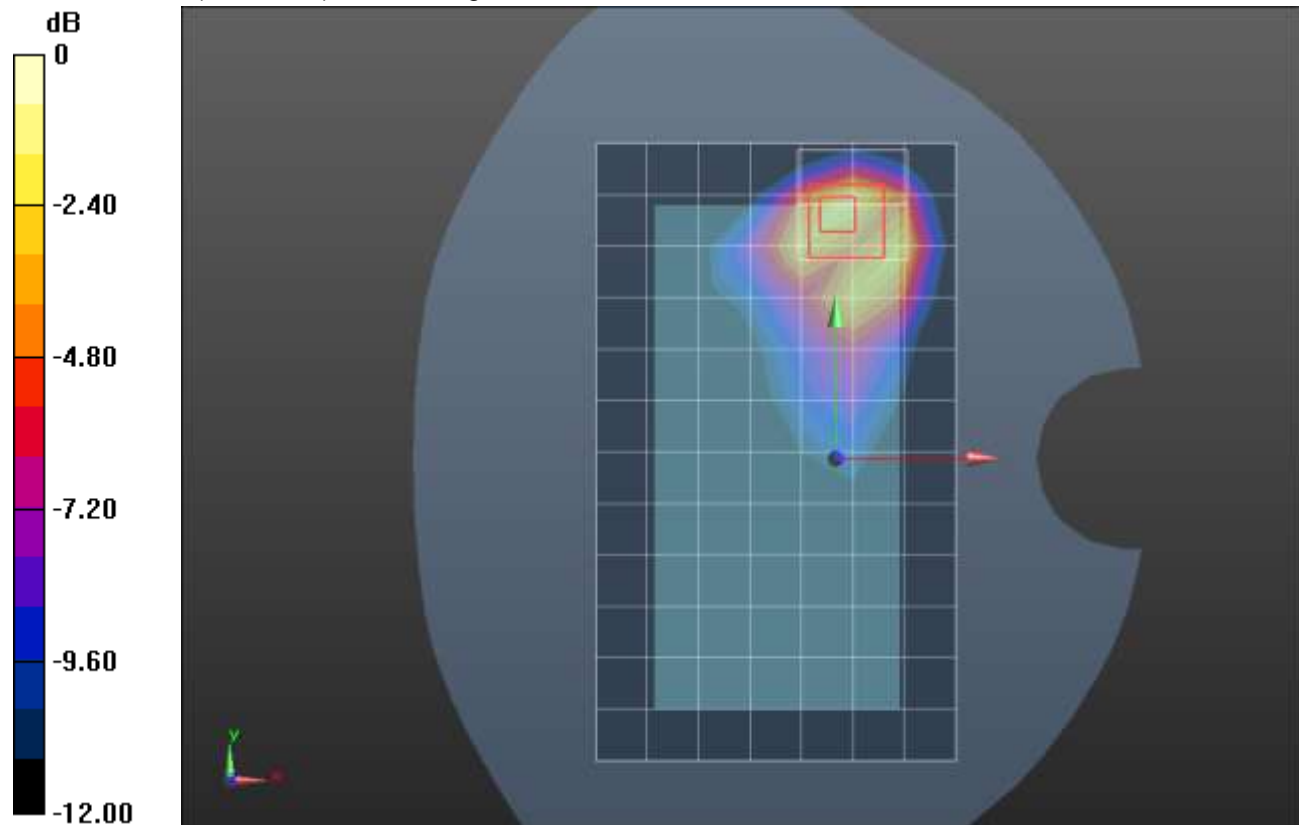
Peak SAR (extrapolated) = 1.70 W/kg

SAR(1 g) = 0.730 W/kg; SAR(10 g) = 0.348 W/kg

Smallest distance from peaks to all points 3 dB below = 8.6 mm

Ratio of SAR at M2 to SAR at M1 = 43.9%

Maximum value of SAR (measured) = 1.08 W/kg



0 dB = 1.08 W/kg = 0.33 dBW/kg

GSM 1900 ANT 3

Frequency: 1880 MHz; Duty Cycle: 1:4.00037; Room Ambient Temperature: 24.0°C; Liquid Temperature: 23.0°C
Medium parameters used: $f = 1880$ MHz; $\sigma = 1.419$ S/m; $\epsilon_r = 39.5$; $\rho = 1000$ kg/m³

DASY5 Configuration:

- Area Scan Setting: Find Secondary Maximum Within: 2.0 dB and with a peak SAR value greater than 0.0012W/kg
- Electronics: DAE4 Sn1380; Calibrated: 8/19/2020
- Probe: EX3DV4 - SN3749; ConvF(7.86, 7.86, 7.86) @ 1880 MHz; Calibrated: 2/5/2021
- Sensor-Surface: 1.4mm (Mechanical Surface Detection), Sensor-Surface: 2.5mm (Mechanical Surface Detection)
- Phantom: SAM v4.0(A); Type: QD000P40CD; Serial: 1632

LHS/Touch_GPRS 2 slots_ch 661/Area Scan (9x13x1): Measurement grid: dx=15mm, dy=15mm
Maximum value of SAR (measured) = 0.287 W/kg

LHS/Touch_GPRS 2 slots_ch 661/Zoom Scan (5x5x7)/Cube 0: Measurement grid: dx=8mm, dy=8mm, dz=5mm

Reference Value = 12.93 V/m; Power Drift = -0.00 dB

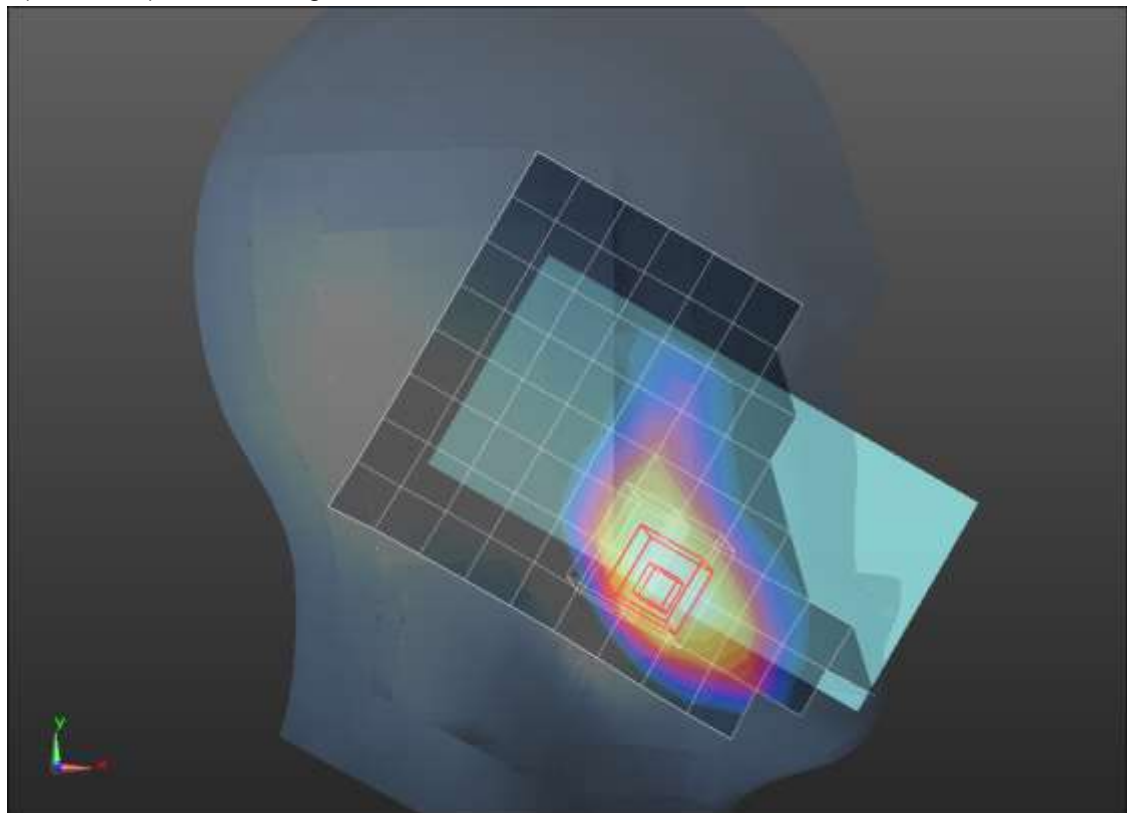
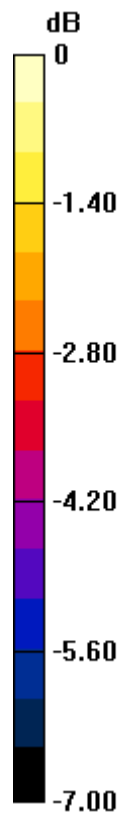
Peak SAR (extrapolated) = 0.326 W/kg

SAR(1 g) = 0.205 W/kg; SAR(10 g) = 0.127 W/kg

Smallest distance from peaks to all points 3 dB below = 13.1 mm

Ratio of SAR at M2 to SAR at M1 = 63.1%

Maximum value of SAR (measured) = 0.244 W/kg



0 dB = 0.244 W/kg = -6.13 dBW/kg

GSM 1900 ANT 3

Frequency: 1880 MHz; Duty Cycle: 1:4.00037; Room Ambient Temperature: 24.0°C; Liquid Temperature: 23.0°C
Medium parameters used: $f = 1880$ MHz; $\sigma = 1.438$ S/m; $\epsilon_r = 39.585$; $\rho = 1000$ kg/m³

DASY5 Configuration:

- Area Scan Setting: Find Secondary Maximum Within: 2.0 dB and with a peak SAR value greater than 0.0012W/kg
- Electronics: DAE4 Sn1380; Calibrated: 8/19/2020
- Probe: EX3DV4 - SN3749; ConvF(7.86, 7.86, 7.86) @ 1880 MHz; Calibrated: 2/5/2021
- Sensor-Surface: 2.5mm (Mechanical Surface Detection)
- Phantom: SAM v4.0(A); Type: QD000P40CD; Serial: 1632

Rear/GPRS 2 slots_ch 661/Area Scan (8x13x1): Measurement grid: dx=15mm, dy=15mm

Maximum value of SAR (measured) = 0.727 W/kg

Rear/GPRS 2 slots_ch 661/Zoom Scan (5x5x7)/Cube 0: Measurement grid: dx=8mm, dy=8mm, dz=5mm

Reference Value = 22.48 V/m; Power Drift = -0.06 dB

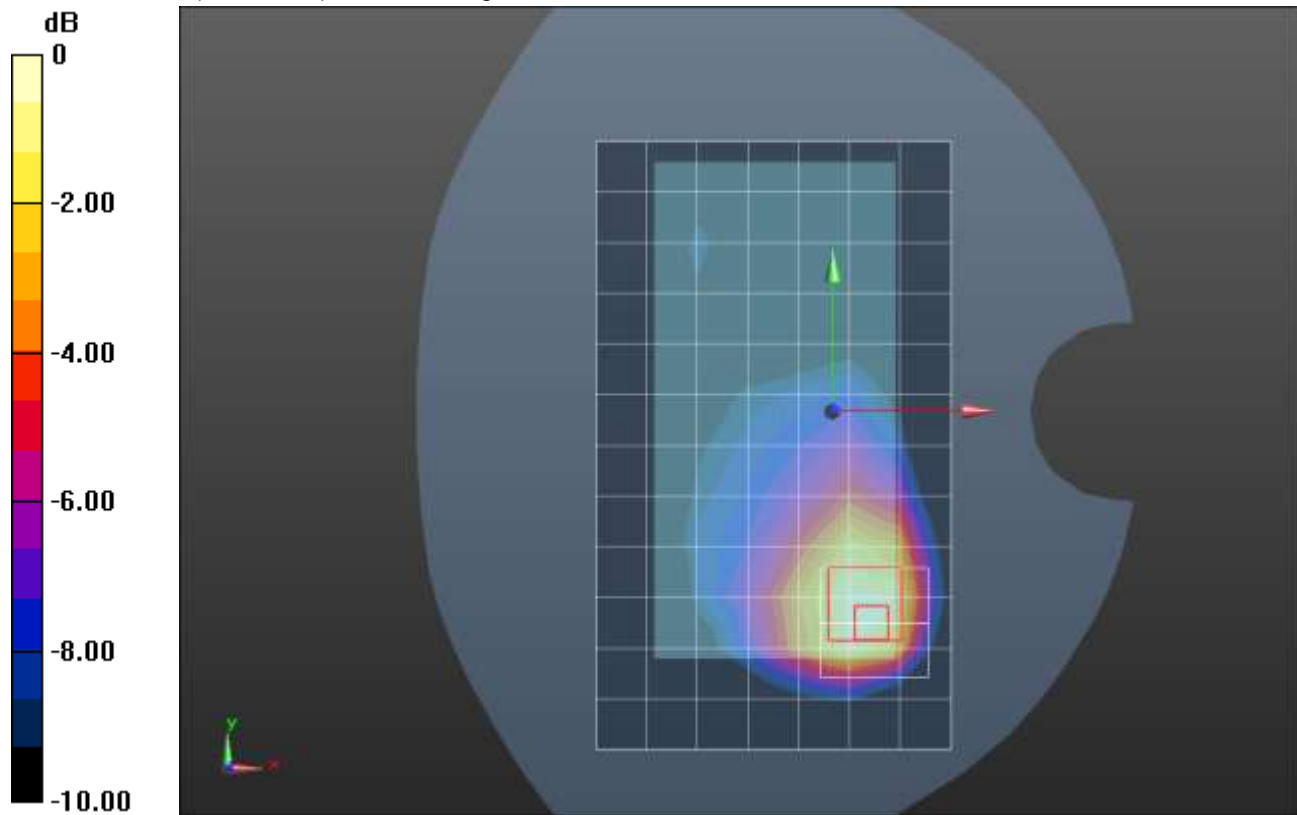
Peak SAR (extrapolated) = 1.22 W/kg

SAR(1 g) = 0.594 W/kg; SAR(10 g) = 0.338 W/kg

Smallest distance from peaks to all points 3 dB below = 12.5 mm

Ratio of SAR at M2 to SAR at M1 = 47.7%

Maximum value of SAR (measured) = 0.794 W/kg



0 dB = 0.794 W/kg = -1.00 dBW/kg

GSM 1900 ANT 3

Frequency: 1880 MHz; Duty Cycle: 1:4.00037; Room Ambient Temperature: 24.0°C; Liquid Temperature: 23.0°C
Medium parameters used: $f = 1880$ MHz; $\sigma = 1.438$ S/m; $\epsilon_r = 39.585$; $\rho = 1000$ kg/m³

DASY5 Configuration:

- Area Scan Setting: Find Secondary Maximum Within: 2.0 dB and with a peak SAR value greater than 0.0012W/kg
- Electronics: DAE4 Sn1380; Calibrated: 8/19/2020
- Probe: EX3DV4 - SN3749; ConvF(7.86, 7.86, 7.86) @ 1880 MHz; Calibrated: 2/5/2021
- Sensor-Surface: 2.5mm (Mechanical Surface Detection)
- Phantom: SAM v4.0(A); Type: QD000P40CD; Serial: 1632

Edge 4/GPRS 2 slots_ch 661/Area Scan (5x14x1): Measurement grid: dx=15mm, dy=15mm
Maximum value of SAR (measured) = 0.772 W/kg

Edge 4/GPRS 2 slots_ch 661/Zoom Scan (5x6x7)/Cube 0: Measurement grid: dx=8mm, dy=8mm, dz=5mm

Reference Value = 23.21 V/m; Power Drift = -0.07 dB

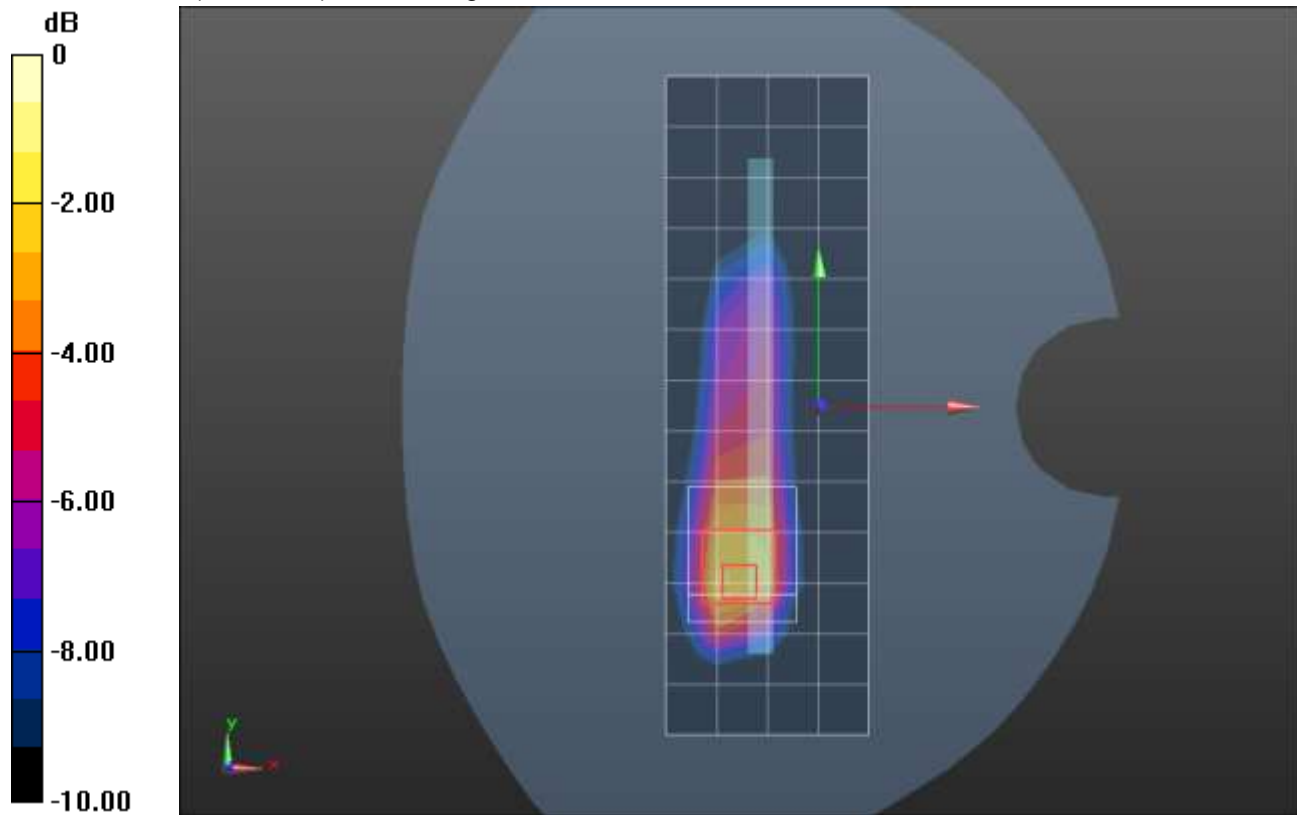
Peak SAR (extrapolated) = 1.62 W/kg

SAR(1 g) = 0.829 W/kg; SAR(10 g) = 0.413 W/kg

Smallest distance from peaks to all points 3 dB below = 8 mm

Ratio of SAR at M2 to SAR at M1 = 51.2%

Maximum value of SAR (measured) = 1.16 W/kg



0 dB = 1.16 W/kg = 0.64 dBW/kg

GSM 1900 ANT 4

Frequency: 1909.8 MHz; Duty Cycle: 1:4.00037; Room Ambient Temperature: 24.0°C; Liquid Temperature: 23.0°C
 Medium parameters used: $f = 1910$ MHz; $\sigma = 1.458$ S/m; $\epsilon_r = 39.348$; $\rho = 1000$ kg/m³

DASY5 Configuration:

- Area Scan Setting: Find Secondary Maximum Within: 2.0 dB and with a peak SAR value greater than 0.0012W/kg
- Electronics: DAE4 Sn1380; Calibrated: 8/19/2020
- Probe: EX3DV4 - SN3749; ConvF(7.86, 7.86, 7.86) @ 1909.8 MHz; Calibrated: 2/5/2021
- Sensor-Surface: 1.4mm (Mechanical Surface Detection), Sensor-Surface: 2.5mm (Mechanical Surface Detection)
- Phantom: SAM v4.0(A); Type: QD000P40CD; Serial: 1632

LHS/Touch_GPRS 2 slots_ch 810/Area Scan (9x13x1): Measurement grid: dx=15mm, dy=15mm
 Maximum value of SAR (measured) = 1.27 W/kg

LHS/Touch_GPRS 2 slots_ch 810/Zoom Scan (5x5x7)/Cube 0: Measurement grid: dx=8mm, dy=8mm, dz=5mm

Reference Value = 23.07 V/m; Power Drift = 0.06 dB

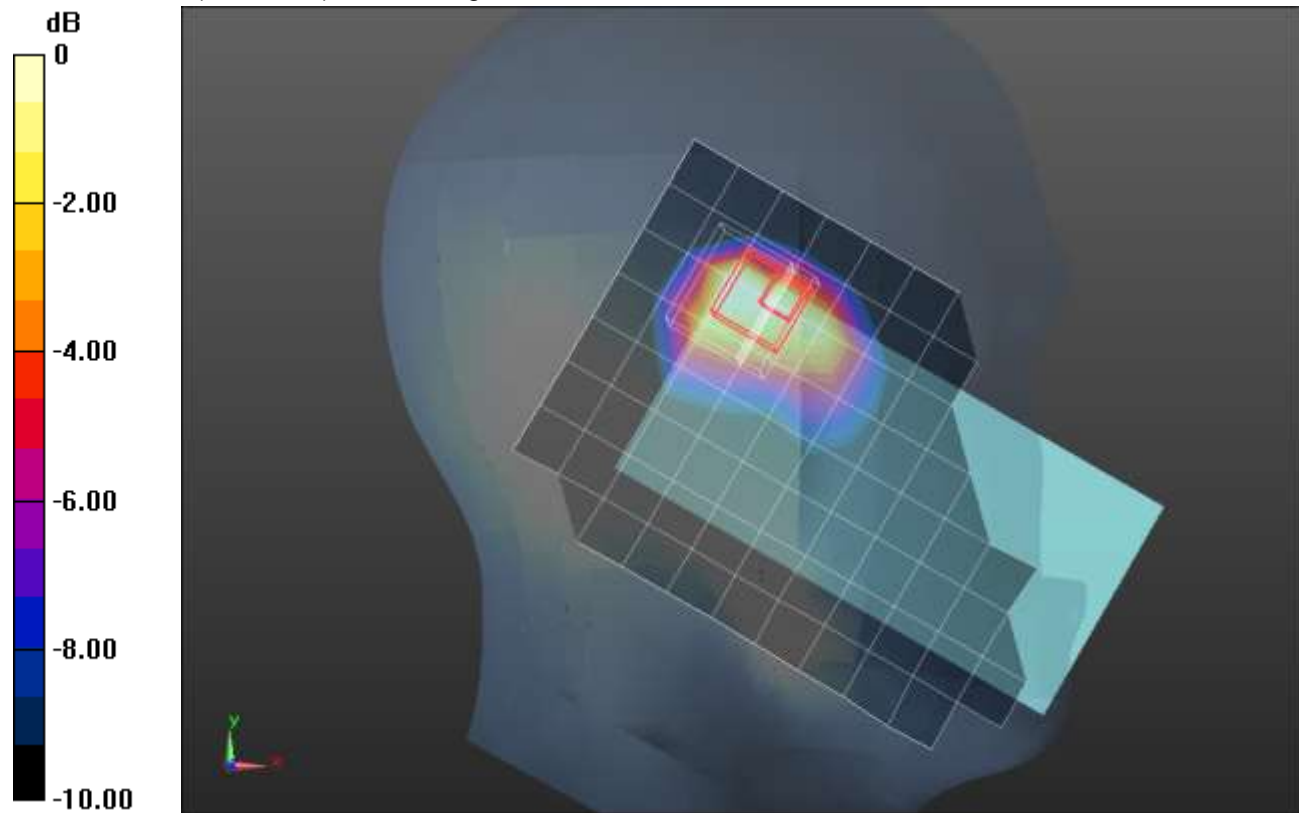
Peak SAR (extrapolated) = 1.47 W/kg

SAR(1 g) = 0.749 W/kg; SAR(10 g) = 0.388 W/kg

Smallest distance from peaks to all points 3 dB below = 8.2 mm

Ratio of SAR at M2 to SAR at M1 = 50.5%

Maximum value of SAR (measured) = 1.07 W/kg



0 dB = 1.07 W/kg = 0.29 dBW/kg

GSM 1900 ANT 4

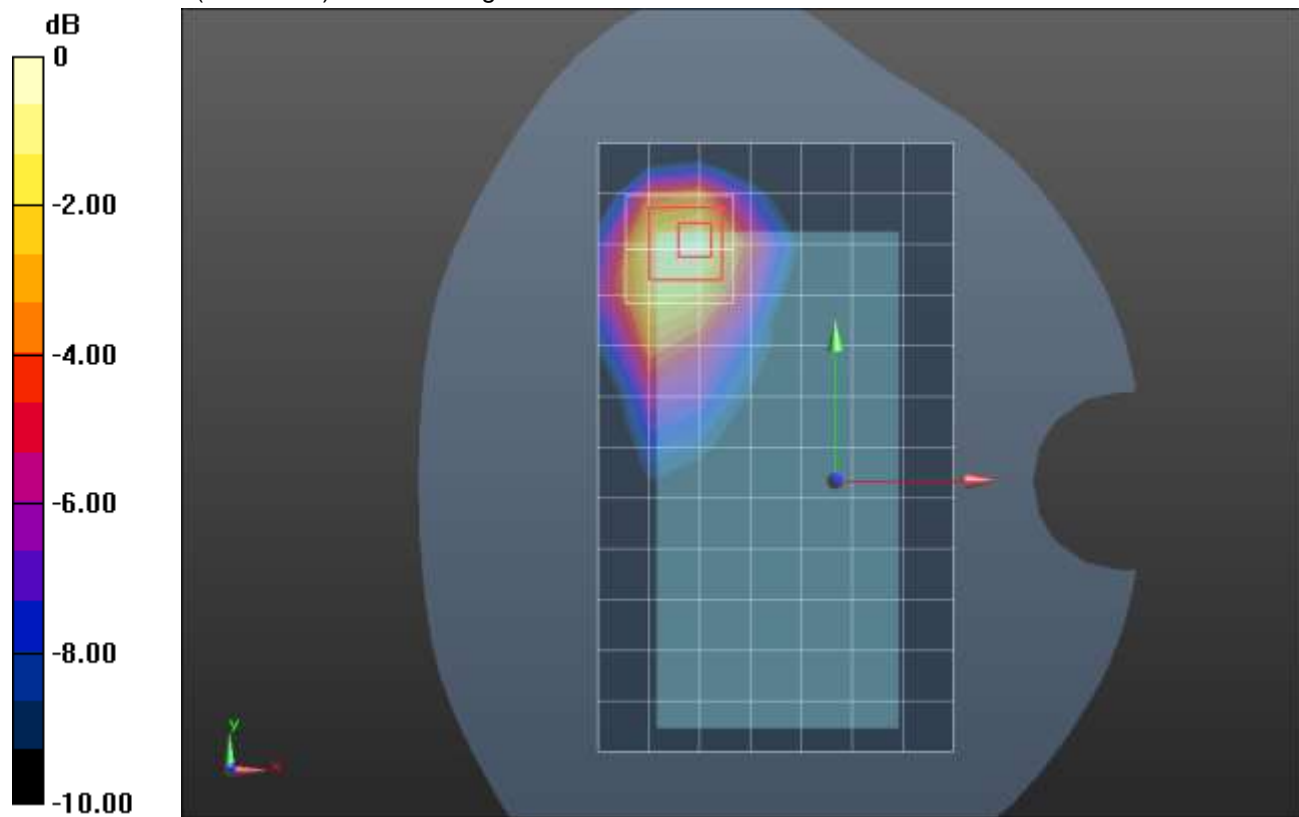
Frequency: 1880 MHz; Duty Cycle: 1:4.00037; Room Ambient Temperature: 24.0°C; Liquid Temperature: 23.0°C
Medium parameters used: $f = 1880$ MHz; $\sigma = 1.419$ S/m; $\epsilon_r = 39.5$; $\rho = 1000$ kg/m³

DASY5 Configuration:

- Area Scan Setting: Find Secondary Maximum Within: 2.0 dB and with a peak SAR value greater than 0.0012W/kg
- Electronics: DAE4 Sn1380; Calibrated: 8/19/2020
- Probe: EX3DV4 - SN3749; ConvF(7.86, 7.86, 7.86) @ 1880 MHz; Calibrated: 2/5/2021
- Sensor-Surface: 2.5mm (Mechanical Surface Detection)
- Phantom: SAM v4.0(A); Type: QD000P40CD; Serial: 1632

Rear/GPRS 2 slots_ch 661/Area Scan (8x13x1): Measurement grid: dx=15mm, dy=15mm
Maximum value of SAR (measured) = 0.750 W/kg

Rear/GPRS 2 slots_ch 661/Zoom Scan (5x5x7)/Cube 0: Measurement grid: dx=8mm, dy=8mm, dz=5mm
Reference Value = 24.19 V/m; Power Drift = -0.02 dB
Peak SAR (extrapolated) = 1.13 W/kg
SAR(1 g) = 0.567 W/kg; SAR(10 g) = 0.296 W/kg
Smallest distance from peaks to all points 3 dB below = 12.5 mm
Ratio of SAR at M2 to SAR at M1 = 51.7%
Maximum value of SAR (measured) = 0.783 W/kg



0 dB = 0.783 W/kg = -1.06 dBW/kg

GSM 1900 ANT 4

Frequency: 1909.8 MHz; Duty Cycle: 1:4.00037; Room Ambient Temperature: 24.0°C; Liquid Temperature: 23.0°C
Medium parameters used: $f = 1910$ MHz; $\sigma = 1.436$ S/m; $\epsilon_r = 39.514$; $\rho = 1000$ kg/m³

DASY5 Configuration:

- Area Scan Setting: Find Secondary Maximum Within: 2.0 dB and with a peak SAR value greater than 0.0012W/kg
- Electronics: DAE4 Sn1380; Calibrated: 8/19/2020
- Probe: EX3DV4 - SN3749; ConvF(7.86, 7.86, 7.86) @ 1909.8 MHz; Calibrated: 2/5/2021
- Sensor-Surface: 2.5mm (Mechanical Surface Detection)
- Phantom: SAM v4.0(A); Type: QD000P40CD; Serial: 1632

Edge 2/GPRS 2 slots_ch 810/Area Scan (6x14x1): Measurement grid: dx=15mm, dy=15mm
Maximum value of SAR (measured) = 1.02 W/kg

Edge 2/GPRS 2 slots_ch 810/Zoom Scan (5x5x7)/Cube 0: Measurement grid: dx=8mm, dy=8mm, dz=5mm

Reference Value = 26.94 V/m; Power Drift = -0.18 dB

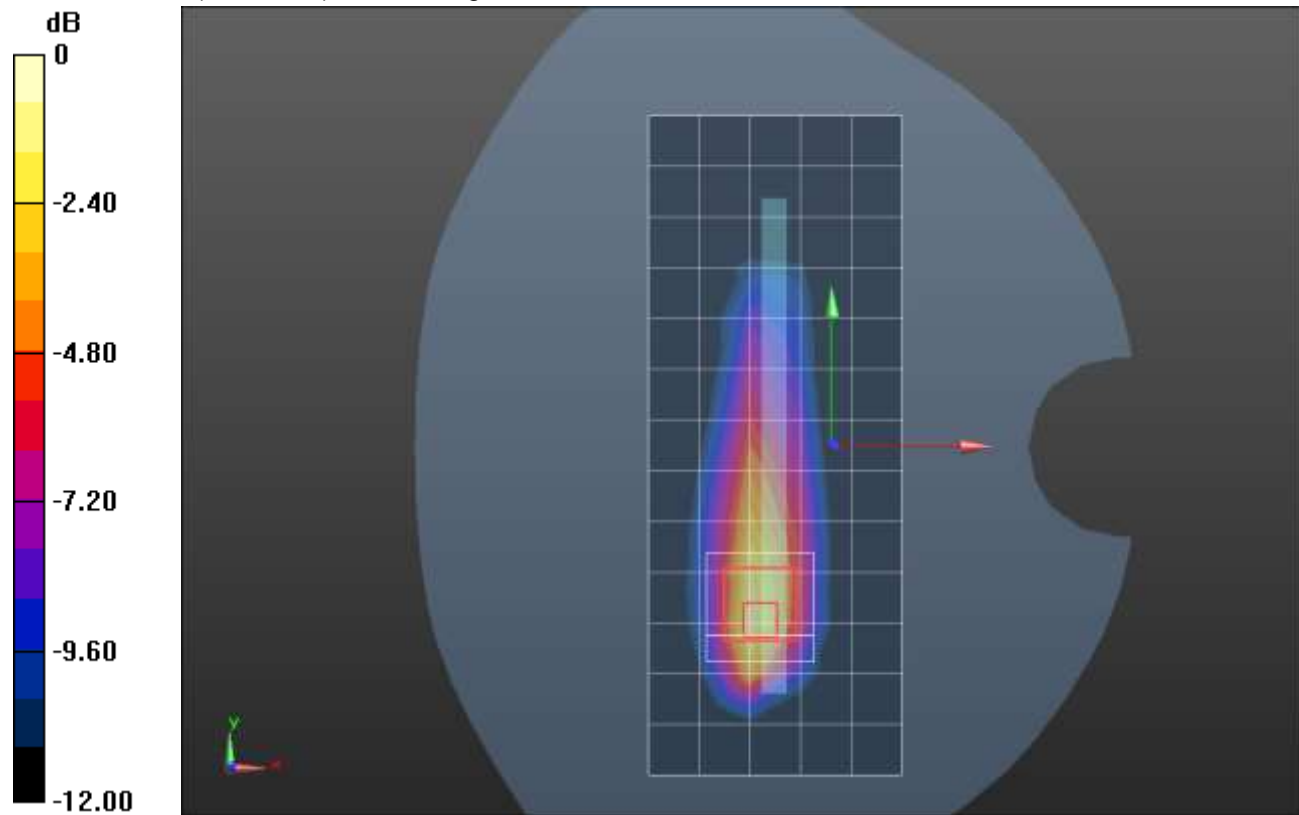
Peak SAR (extrapolated) = 1.62 W/kg

SAR(1 g) = 0.814 W/kg; SAR(10 g) = 0.393 W/kg

Smallest distance from peaks to all points 3 dB below = 8 mm

Ratio of SAR at M2 to SAR at M1 = 49.9%

Maximum value of SAR (measured) = 1.17 W/kg



0 dB = 1.17 W/kg = 0.68 dBW/kg

W-CDMA Band II ANT 1

Frequency: 1880 MHz; Duty Cycle: 1:1; Room Ambient Temperature: 24.0°C; Liquid Temperature: 23.0°C

Medium parameters used: $f = 1880$ MHz; $\sigma = 1.383$ S/m; $\epsilon_r = 41.616$; $\rho = 1000$ kg/m³

DASY5 Configuration:

- Area Scan Setting: Find Secondary Maximum Within: 2.0 dB and with a peak SAR value greater than 0.0012W/kg
- Electronics: DAE4 Sn1380; Calibrated: 8/19/2020
- Probe: EX3DV4 - SN3749; ConvF(7.86, 7.86, 7.86) @ 1880 MHz; Calibrated: 2/5/2021
- Sensor-Surface: 1.4mm (Mechanical Surface Detection)
- Phantom: SAM v4.0(A); Type: QD000P40CD; Serial: 1632

RHS/Touch_RMC Rel. 99_ch 9400/Area Scan (8x13x1): Measurement grid: dx=15mm, dy=15mm

Maximum value of SAR (measured) = 0.453 W/kg

RHS/Touch_RMC Rel. 99_ch 9400/Zoom Scan (5x5x7)/Cube 0: Measurement grid: dx=8mm, dy=8mm, dz=5mm

Reference Value = 17.29 V/m; Power Drift = 0.03 dB

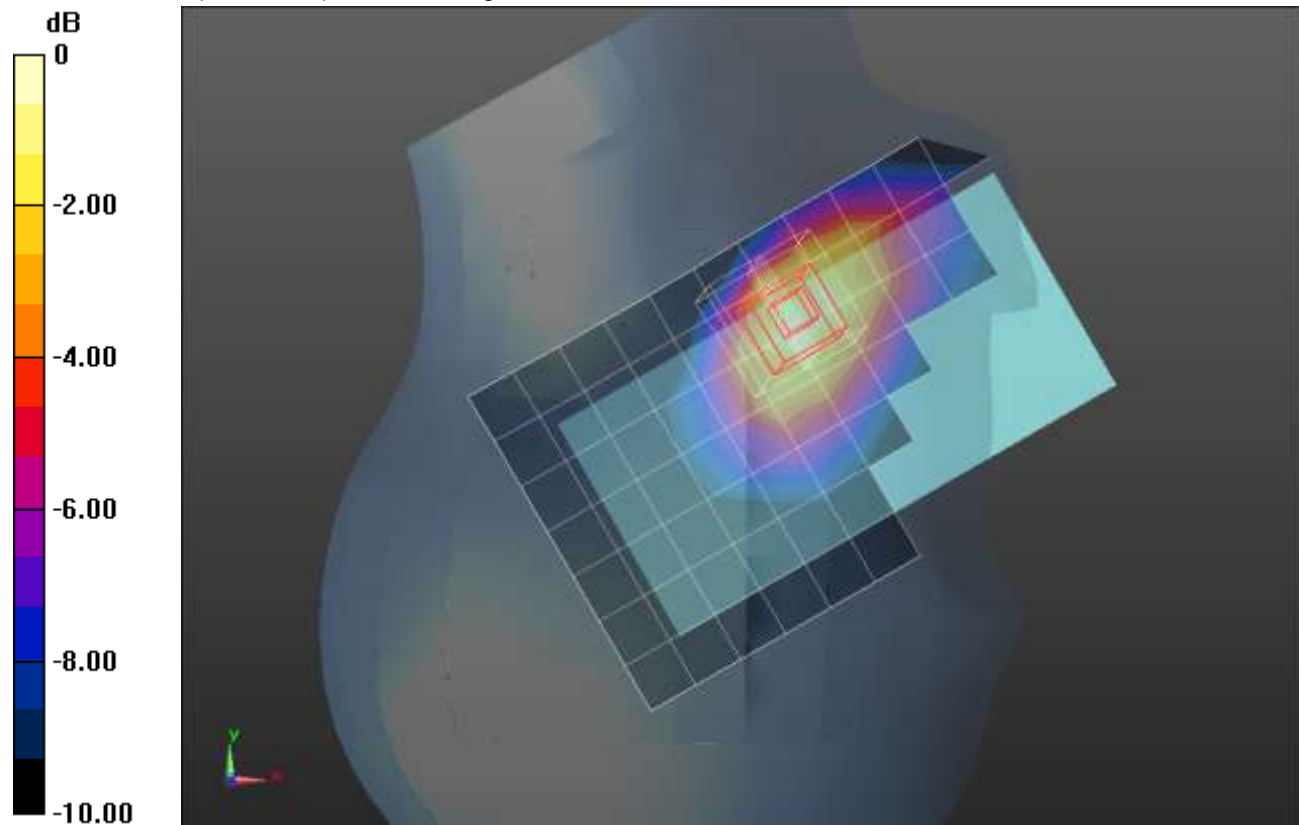
Peak SAR (extrapolated) = 0.576 W/kg

SAR(1 g) = 0.348 W/kg; SAR(10 g) = 0.217 W/kg

Smallest distance from peaks to all points 3 dB below = 13.3 mm

Ratio of SAR at M2 to SAR at M1 = 60.7%

Maximum value of SAR (measured) = 0.493 W/kg



0 dB = 0.493 W/kg = -3.07 dBW/kg

W-CDMA Band II ANT 1

Frequency: 1880 MHz; Duty Cycle: 1:1; Room Ambient Temperature: 24.0°C; Liquid Temperature: 23.0°C

Medium parameters used: $f = 1880$ MHz; $\sigma = 1.383$ S/m; $\epsilon_r = 41.616$; $\rho = 1000$ kg/m³

DASY5 Configuration:

- Area Scan Setting: Find Secondary Maximum Within: 2.0 dB and with a peak SAR value greater than 0.0012W/kg
- Electronics: DAE4 Sn1380; Calibrated: 8/19/2020
- Probe: EX3DV4 - SN3749; ConvF(7.86, 7.86, 7.86) @ 1880 MHz; Calibrated: 2/5/2021
- Sensor-Surface: 2.5mm (Mechanical Surface Detection)
- Phantom: SAM v4.0(A); Type: QD000P40CD; Serial: 1632

Rear/Rel. 99 RMC_ch 9400/Area Scan (8x14x1): Measurement grid: dx=15mm, dy=15mm

Maximum value of SAR (measured) = 0.344 W/kg

Rear/Rel. 99 RMC_ch 9400/Zoom Scan (5x5x7)/Cube 0: Measurement grid: dx=8mm, dy=8mm, dz=5mm

Reference Value = 15.96 V/m; Power Drift = -0.03 dB

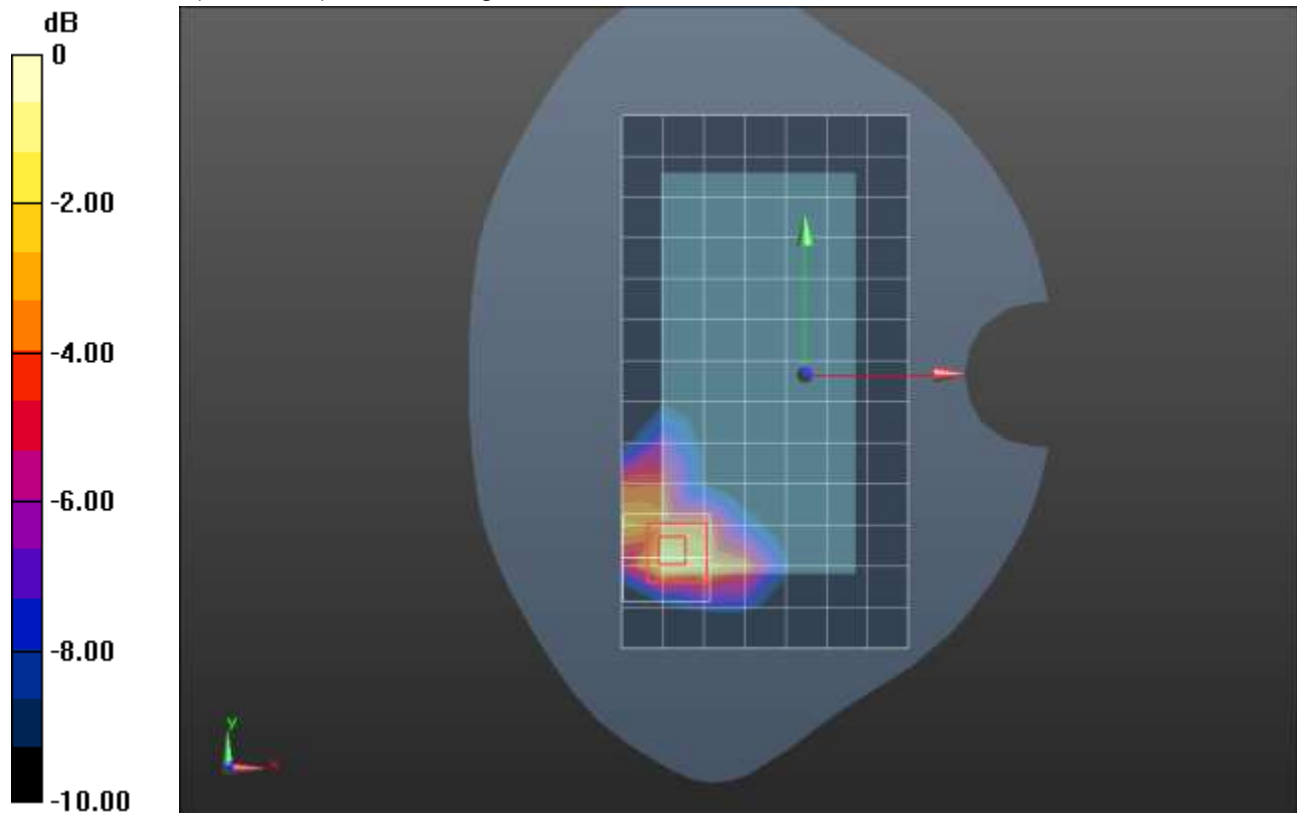
Peak SAR (extrapolated) = 0.685 W/kg

SAR(1 g) = 0.336 W/kg; SAR(10 g) = 0.164 W/kg

Smallest distance from peaks to all points 3 dB below = 9.6 mm

Ratio of SAR at M2 to SAR at M1 = 53.9%

Maximum value of SAR (measured) = 0.431 W/kg



0 dB = 0.431 W/kg = -3.66 dBW/kg

W-CDMA Band II ANT 1

Frequency: 1852.4 MHz; Duty Cycle: 1:1; Room Ambient Temperature: 24.0°C; Liquid Temperature: 23.0°C
Medium parameters used (interpolated): $f = 1852.4$ MHz; $\sigma = 1.369$ S/m; $\epsilon_r = 41.699$; $\rho = 1000$ kg/m³

DASY5 Configuration:

- Area Scan Setting: Find Secondary Maximum Within: 2.0 dB and with a peak SAR value greater than 0.0012W/kg
- Electronics: DAE4 Sn1380; Calibrated: 8/19/2020
- Probe: EX3DV4 - SN3749; ConvF(7.86, 7.86, 7.86) @ 1852.4 MHz; Calibrated: 2/5/2021
- Sensor-Surface: 2.5mm (Mechanical Surface Detection (Locations From Previous Scan Used)), Sensor-Surface: 2.5mm (Mechanical Surface Detection)
- Phantom: SAM v4.0(A); Type: QD000P40CD; Serial: 1632

Edge 3/Rel. 99 RMC_ch 9262/Area Scan (6x9x1): Measurement grid: dx=15mm, dy=15mm

Maximum value of SAR (measured) = 0.693 W/kg

Edge 3/Rel. 99 RMC_ch 9262/Zoom Scan (5x5x7)/Cube 0: Measurement grid: dx=8mm, dy=8mm, dz=5mm

Reference Value = 21.90 V/m; Power Drift = 0.04 dB

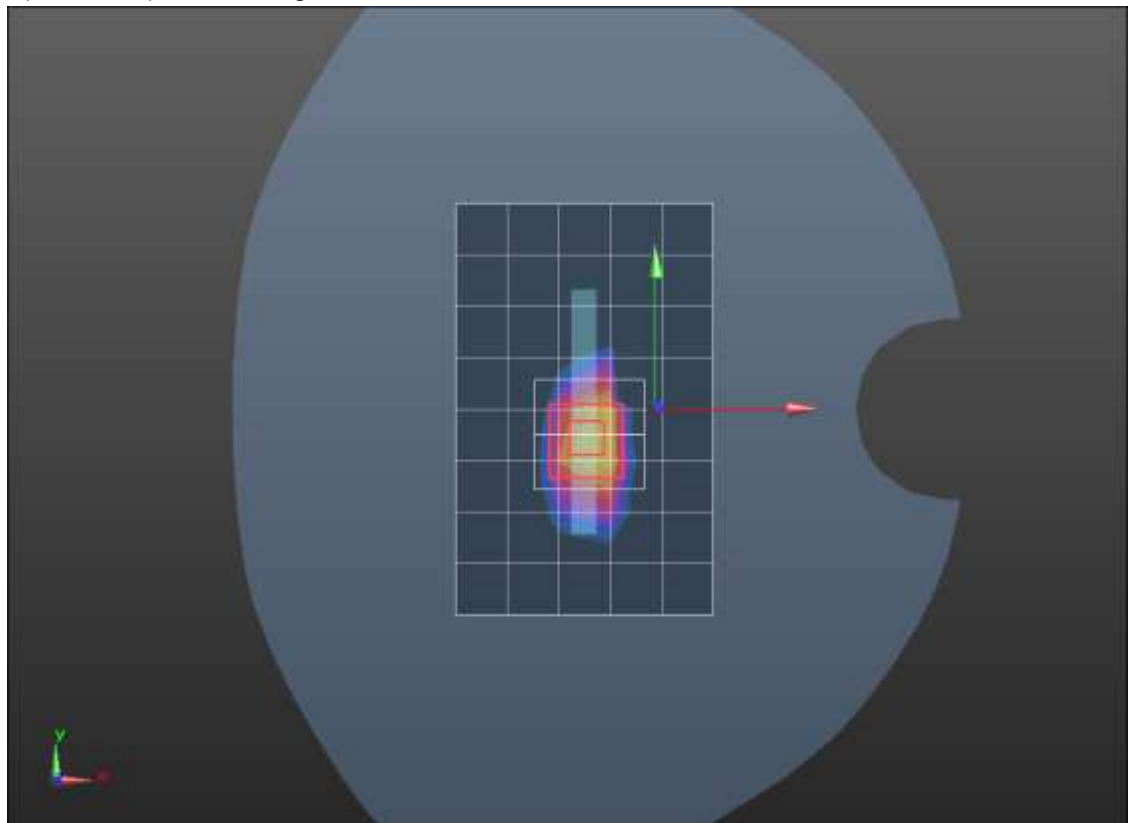
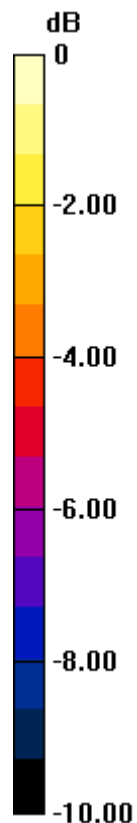
Peak SAR (extrapolated) = 1.55 W/kg

SAR(1 g) = 0.762 W/kg; SAR(10 g) = 0.356 W/kg

Smallest distance from peaks to all points 3 dB below = 8 mm

Ratio of SAR at M2 to SAR at M1 = 50.2%

Maximum value of SAR (measured) = 1.10 W/kg



0 dB = 1.10 W/kg = 0.41 dBW/kg

W-CDMA Band II ANT 2

Frequency: 1880 MHz; Duty Cycle: 1:1; Room Ambient Temperature: 24.0°C; Liquid Temperature: 23.0°C

Medium parameters used: $f = 1880$ MHz; $\sigma = 1.383$ S/m; $\epsilon_r = 41.616$; $\rho = 1000$ kg/m³

DASY5 Configuration:

- Area Scan Setting: Find Secondary Maximum Within: 2.0 dB and with a peak SAR value greater than 0.0012W/kg
- Electronics: DAE4 Sn1380; Calibrated: 8/19/2020
- Probe: EX3DV4 - SN3749; ConvF(7.86, 7.86, 7.86) @ 1880 MHz; Calibrated: 2/5/2021
- Sensor-Surface: 1.4mm (Mechanical Surface Detection)
- Phantom: SAM v4.0(A); Type: QD000P40CD; Serial: 1632

RHS/Touch_RMC Rel. 99_ch 9400/Area Scan (8x14x1): Measurement grid: dx=15mm, dy=15mm
Maximum value of SAR (measured) = 1.02 W/kg

RHS/Touch_RMC Rel. 99_ch 9400/Zoom Scan (5x5x7)/Cube 0: Measurement grid: dx=8mm, dy=8mm, dz=5mm

Reference Value = 23.87 V/m; Power Drift = -0.01 dB

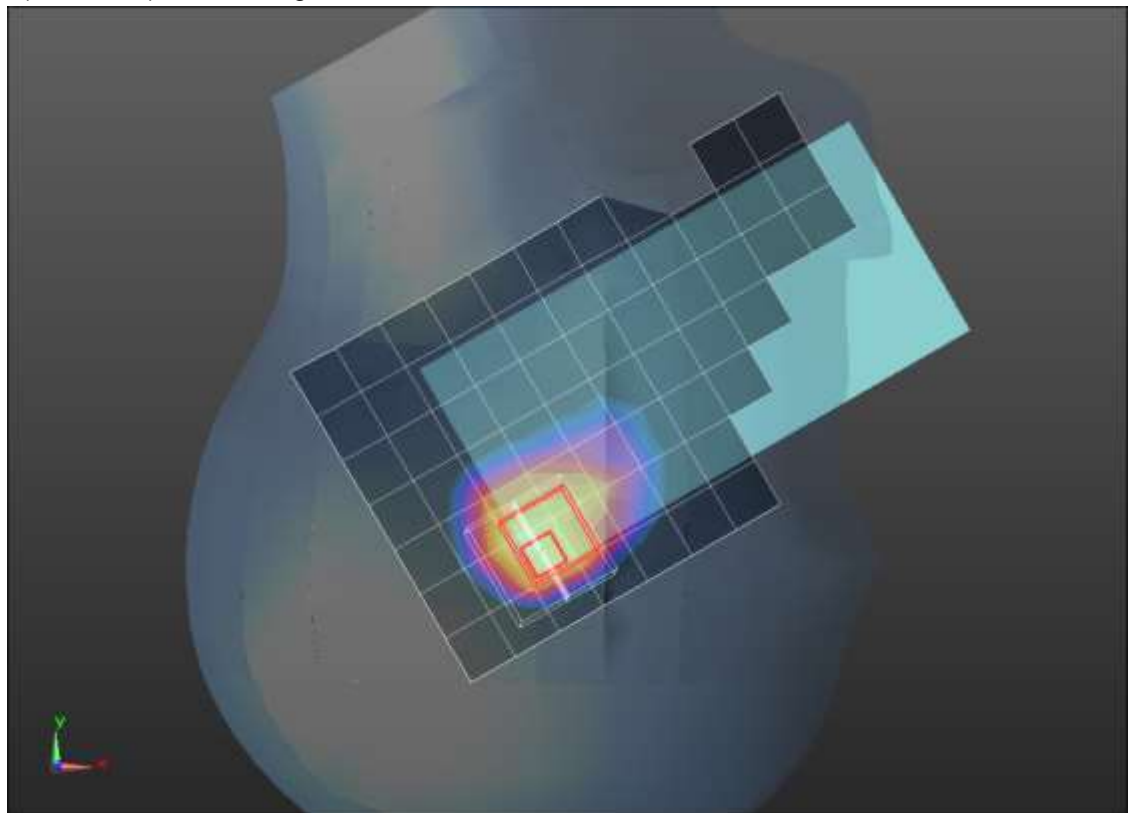
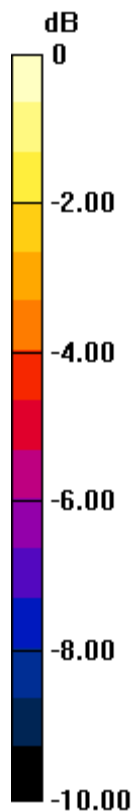
Peak SAR (extrapolated) = 1.58 W/kg

SAR(1 g) = 0.718 W/kg; SAR(10 g) = 0.375 W/kg

Smallest distance from peaks to all points 3 dB below = 8 mm

Ratio of SAR at M2 to SAR at M1 = 45%

Maximum value of SAR (measured) = 1.20 W/kg



0 dB = 1.20 W/kg = 0.79 dBW/kg

W-CDMA Band II ANT 2

Frequency: 1907.6 MHz; Duty Cycle: 1:1; Room Ambient Temperature: 24.0°C; Liquid Temperature: 23.0°C
Medium parameters used (interpolated): $f = 1907.6$ MHz; $\sigma = 1.454$ S/m; $\epsilon_r = 39.365$; $\rho = 1000$ kg/m³

DASY5 Configuration:

- Area Scan Setting: Find Secondary Maximum Within: 2.0 dB and with a peak SAR value greater than 0.0012W/kg
- Electronics: DAE4 Sn1380; Calibrated: 8/19/2020
- Probe: EX3DV4 - SN3749; ConvF(7.86, 7.86, 7.86) @ 1907.6 MHz; Calibrated: 2/5/2021
- Sensor-Surface: 2.5mm (Mechanical Surface Detection)
- Phantom: SAM v4.0(A); Type: QD000P40CD; Serial: 1632

Rear/Rel. 99 RMC_ch 9538/Area Scan (9x13x1): Measurement grid: dx=15mm, dy=15mm

Maximum value of SAR (measured) = 0.953 W/kg

Rear/Rel. 99 RMC_ch 9538/Zoom Scan (5x5x7)/Cube 0: Measurement grid: dx=8mm, dy=8mm, dz=5mm

Reference Value = 25.70 V/m; Power Drift = 0.03 dB

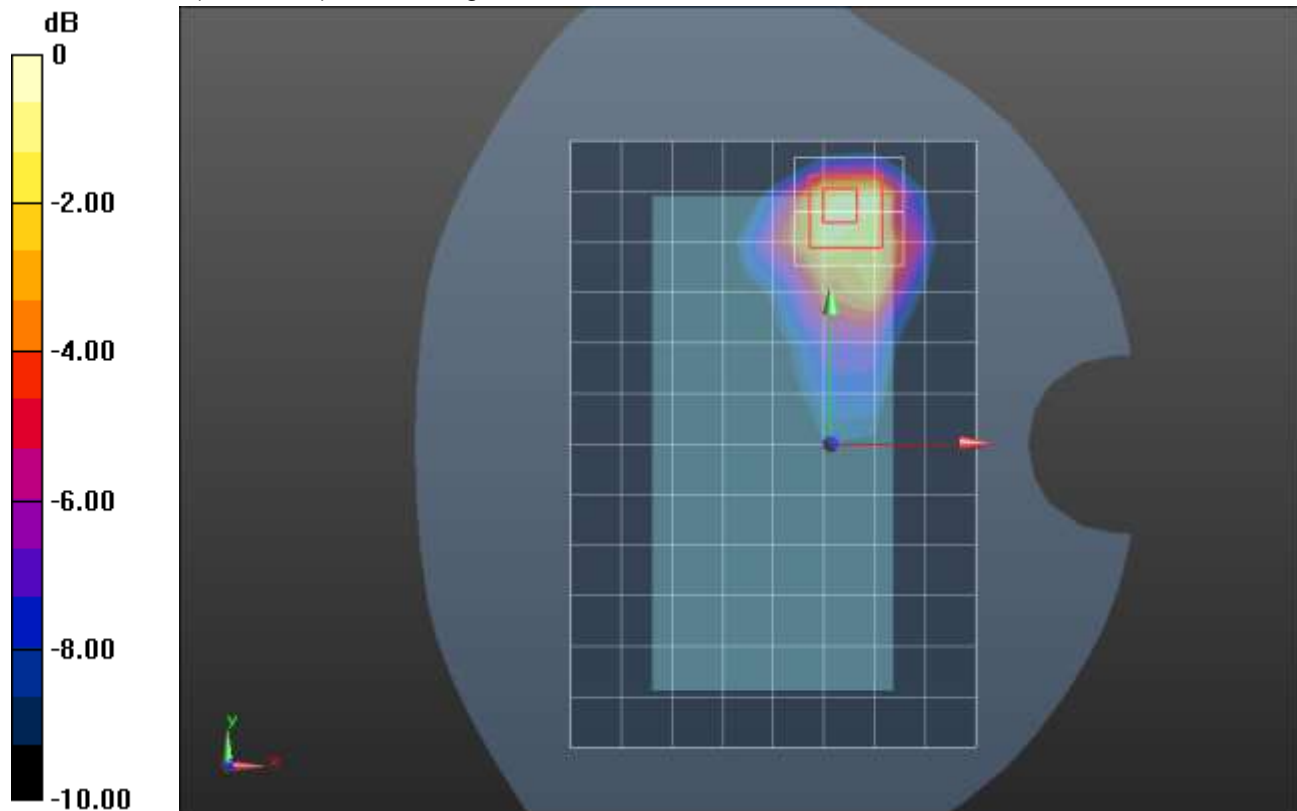
Peak SAR (extrapolated) = 1.98 W/kg

SAR(1 g) = 0.850 W/kg; SAR(10 g) = 0.393 W/kg

Smallest distance from peaks to all points 3 dB below = 8 mm

Ratio of SAR at M2 to SAR at M1 = 45.9%

Maximum value of SAR (measured) = 1.22 W/kg



0 dB = 1.22 W/kg = 0.86 dBW/kg

W-CDMA Band II ANT 3

Frequency: 1880 MHz; Duty Cycle: 1:1; Room Ambient Temperature: 24.0°C; Liquid Temperature: 23.0°C

Medium parameters used: $f = 1880$ MHz; $\sigma = 1.419$ S/m; $\epsilon_r = 39.5$; $\rho = 1000$ kg/m³

DASY5 Configuration:

- Area Scan Setting: Find Secondary Maximum Within: 2.0 dB and with a peak SAR value greater than 0.0012W/kg
- Electronics: DAE4 Sn1380; Calibrated: 8/19/2020
- Probe: EX3DV4 - SN3749; ConvF(7.86, 7.86, 7.86) @ 1880 MHz; Calibrated: 2/5/2021
- Sensor-Surface: 1.4mm (Mechanical Surface Detection)
- Phantom: SAM with CRP; Type: SAM; Serial: 1751

LHS/Touch_RMC Rel. 99_ch 9400/Area Scan (8x14x1): Measurement grid: dx=15mm, dy=15mm

Maximum value of SAR (measured) = 0.791 W/kg

LHS/Touch_RMC Rel. 99_ch 9400/Zoom Scan (5x5x7)/Cube 0: Measurement grid: dx=8mm, dy=8mm, dz=5mm

Reference Value = 20.77 V/m; Power Drift = 0.11 dB

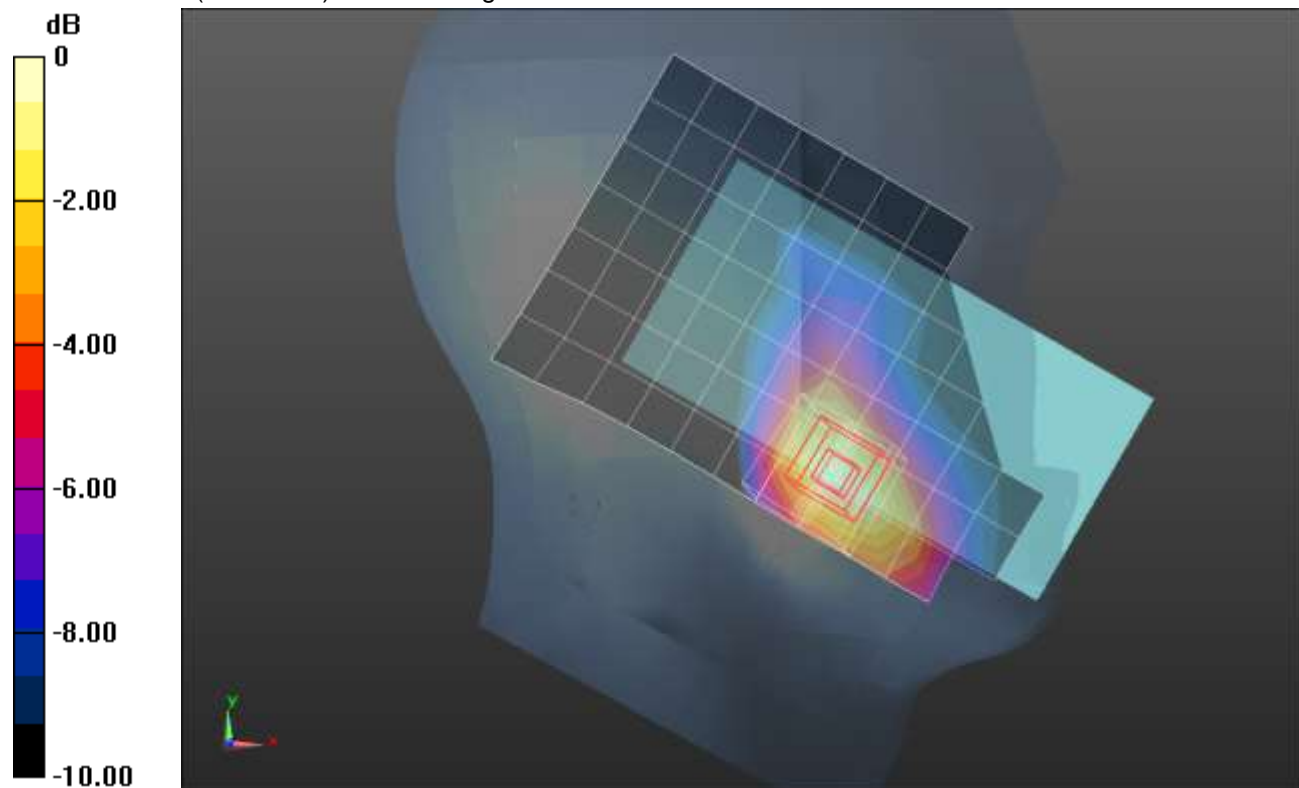
Peak SAR (extrapolated) = 0.925 W/kg

SAR(1 g) = 0.547 W/kg; SAR(10 g) = 0.331 W/kg

Smallest distance from peaks to all points 3 dB below = 12 mm

Ratio of SAR at M2 to SAR at M1 = 58.7%

Maximum value of SAR (measured) = 0.803 W/kg



0 dB = 0.803 W/kg = -0.95 dBW/kg

W-CDMA Band II ANT 3

Frequency: 1880 MHz; Duty Cycle: 1:1; Room Ambient Temperature: 24.0°C; Liquid Temperature: 23.0°C

Medium parameters used: $f = 1880$ MHz; $\sigma = 1.383$ S/m; $\epsilon_r = 41.616$; $\rho = 1000$ kg/m³

DASY5 Configuration:

- Area Scan Setting: Find Secondary Maximum Within: 2.0 dB and with a peak SAR value greater than 0.0012W/kg
- Electronics: DAE4 Sn1380; Calibrated: 8/19/2020
- Probe: EX3DV4 - SN3749; ConvF(7.86, 7.86, 7.86) @ 1880 MHz; Calibrated: 2/5/2021
- Sensor-Surface: 2.5mm (Mechanical Surface Detection)
- Phantom: SAM v4.0(A); Type: QD000P40CD; Serial: 1632

Rear/Rel. 99 RMC_ch 9400/Area Scan (8x13x1): Measurement grid: dx=15mm, dy=15mm

Maximum value of SAR (measured) = 0.817 W/kg

Rear/Rel. 99 RMC_ch 9400/Zoom Scan (5x5x7)/Cube 0: Measurement grid: dx=8mm, dy=8mm, dz=5mm

Reference Value = 24.40 V/m; Power Drift = -0.04 dB

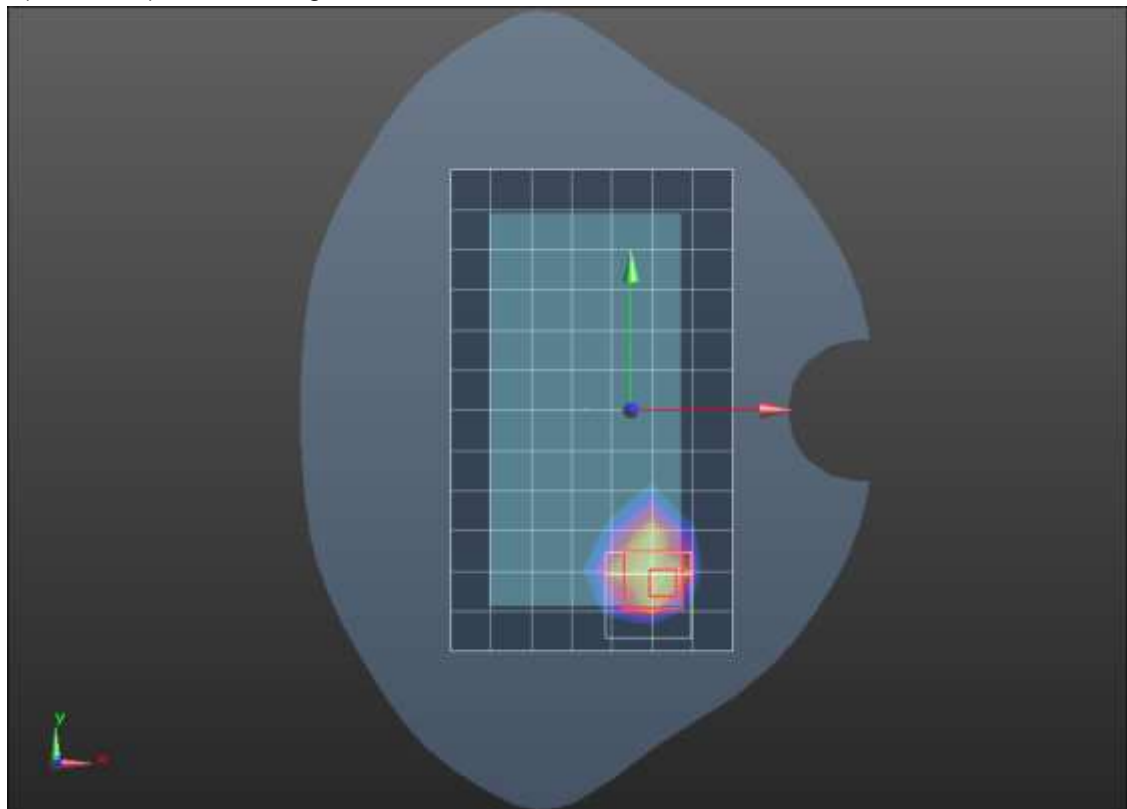
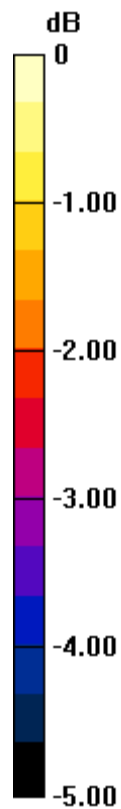
Peak SAR (extrapolated) = 1.57 W/kg

SAR(1 g) = 0.734 W/kg; SAR(10 g) = 0.396 W/kg

Smallest distance from peaks to all points 3 dB below = 8.6 mm

Ratio of SAR at M2 to SAR at M1 = 49.2%

Maximum value of SAR (measured) = 0.979 W/kg



0 dB = 0.979 W/kg = -0.09 dBW/kg

W-CDMA Band II ANT 3

Frequency: 1907.6 MHz; Duty Cycle: 1:1; Room Ambient Temperature: 24.0°C; Liquid Temperature: 23.0°C
Medium parameters used (interpolated): $f = 1907.6$ MHz; $\sigma = 1.402$ S/m; $\epsilon_r = 41.591$; $\rho = 1000$ kg/m³

DASY5 Configuration:

- Area Scan Setting: Find Secondary Maximum Within: 2.0 dB and with a peak SAR value greater than 0.0012W/kg
- Electronics: DAE4 Sn1380; Calibrated: 8/19/2020
- Probe: EX3DV4 - SN3749; ConvF(7.86, 7.86, 7.86) @ 1907.6 MHz; Calibrated: 2/5/2021
- Sensor-Surface: 2.5mm (Mechanical Surface Detection)
- Phantom: SAM v4.0(A); Type: QD000P40CD; Serial: 1632

Edge 4/Rel. 99 RMC_ch 9538/Area Scan (6x14x1): Measurement grid: dx=15mm, dy=15mm
Maximum value of SAR (measured) = 0.988 W/kg

Edge 4/Rel. 99 RMC_ch 9538/Zoom Scan (5x5x7)/Cube 0: Measurement grid: dx=8mm, dy=8mm, dz=5mm

Reference Value = 26.66 V/m; Power Drift = -0.17 dB

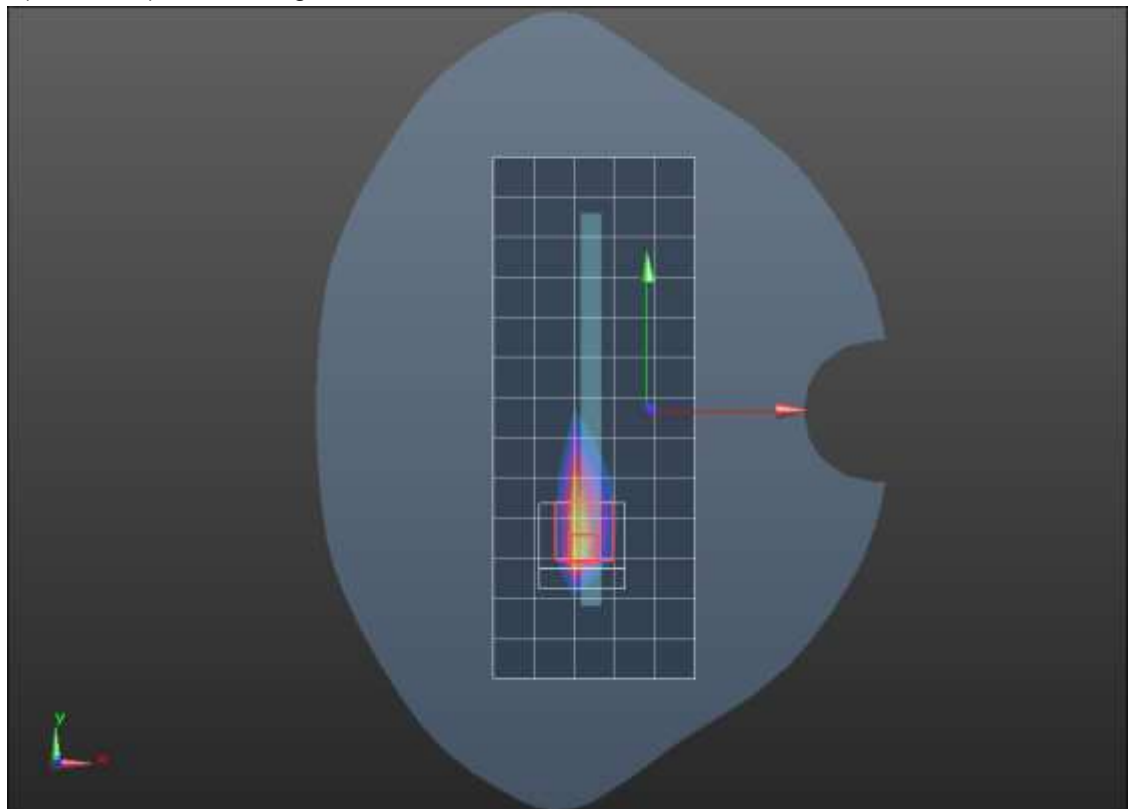
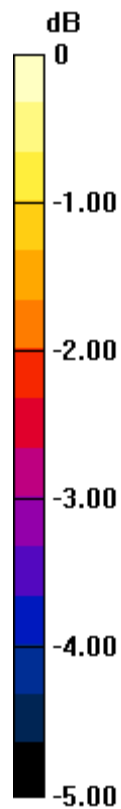
Peak SAR (extrapolated) = 1.69 W/kg

SAR(1 g) = 0.840 W/kg; SAR(10 g) = 0.427 W/kg

Smallest distance from peaks to all points 3 dB below = 8 mm

Ratio of SAR at M2 to SAR at M1 = 47.9%

Maximum value of SAR (measured) = 1.14 W/kg



0 dB = 1.14 W/kg = 0.57 dBW/kg

W-CDMA Band II ANT 4

Frequency: 1907.6 MHz; Duty Cycle: 1:1; Room Ambient Temperature: 24.0°C; Liquid Temperature: 23.0°C
Medium parameters used (interpolated): $f = 1907.6$ MHz; $\sigma = 1.435$ S/m; $\epsilon_r = 39.514$; $\rho = 1000$ kg/m³

DASY5 Configuration:

- Area Scan Setting: Find Secondary Maximum Within: 2.0 dB and with a peak SAR value greater than 0.0012W/kg
- Electronics: DAE4 Sn1380; Calibrated: 8/19/2020
- Probe: EX3DV4 - SN3749; ConvF(7.86, 7.86, 7.86) @ 1907.6 MHz; Calibrated: 2/5/2021
- Sensor-Surface: 1.4mm (Mechanical Surface Detection)
- Phantom: SAM with CRP; Type: SAM; Serial: 1751

LHS/Touch_RMC Rel. 99_ch 9538/Area Scan (8x13x1): Measurement grid: dx=15mm, dy=15mm
Maximum value of SAR (measured) = 1.24 W/kg

LHS/Touch_RMC Rel. 99_ch 9538/Zoom Scan (5x5x7)/Cube 0: Measurement grid: dx=8mm, dy=8mm, dz=5mm

Reference Value = 25.18 V/m; Power Drift = -0.00 dB


Peak SAR (extrapolated) = 1.86 W/kg

SAR(1 g) = 0.849 W/kg; SAR(10 g) = 0.447 W/kg

Smallest distance from peaks to all points 3 dB below = 6.9 mm

Ratio of SAR at M2 to SAR at M1 = 47.5%

Maximum value of SAR (measured) = 1.41 W/kg



0 dB = 1.41 W/kg = 1.49 dBW/kg

W-CDMA Band II ANT 4

Frequency: 1880 MHz; Duty Cycle: 1:1; Room Ambient Temperature: 24.0°C; Liquid Temperature: 23.0°C

Medium parameters used: $f = 1880$ MHz; $\sigma = 1.419$ S/m; $\epsilon_r = 39.5$; $\rho = 1000$ kg/m³

DASY5 Configuration:

- Area Scan Setting: Find Secondary Maximum Within: 2.0 dB and with a peak SAR value greater than 0.0012W/kg
- Electronics: DAE4 Sn1380; Calibrated: 8/19/2020
- Probe: EX3DV4 - SN3749; ConvF(7.86, 7.86, 7.86) @ 1880 MHz; Calibrated: 2/5/2021
- Sensor-Surface: 2.5mm (Mechanical Surface Detection)
- Phantom: SAM with CRP; Type: SAM; Serial: 1751

Rear/Rel. 99 RMC_ch 9400/Area Scan (8x14x1): Measurement grid: dx=15mm, dy=15mm

Maximum value of SAR (measured) = 0.760 W/kg

Rear/Rel. 99 RMC_ch 9400/Zoom Scan (5x5x7)/Cube 0: Measurement grid: dx=8mm, dy=8mm, dz=5mm

Reference Value = 23.28 V/m; Power Drift = -0.00 dB

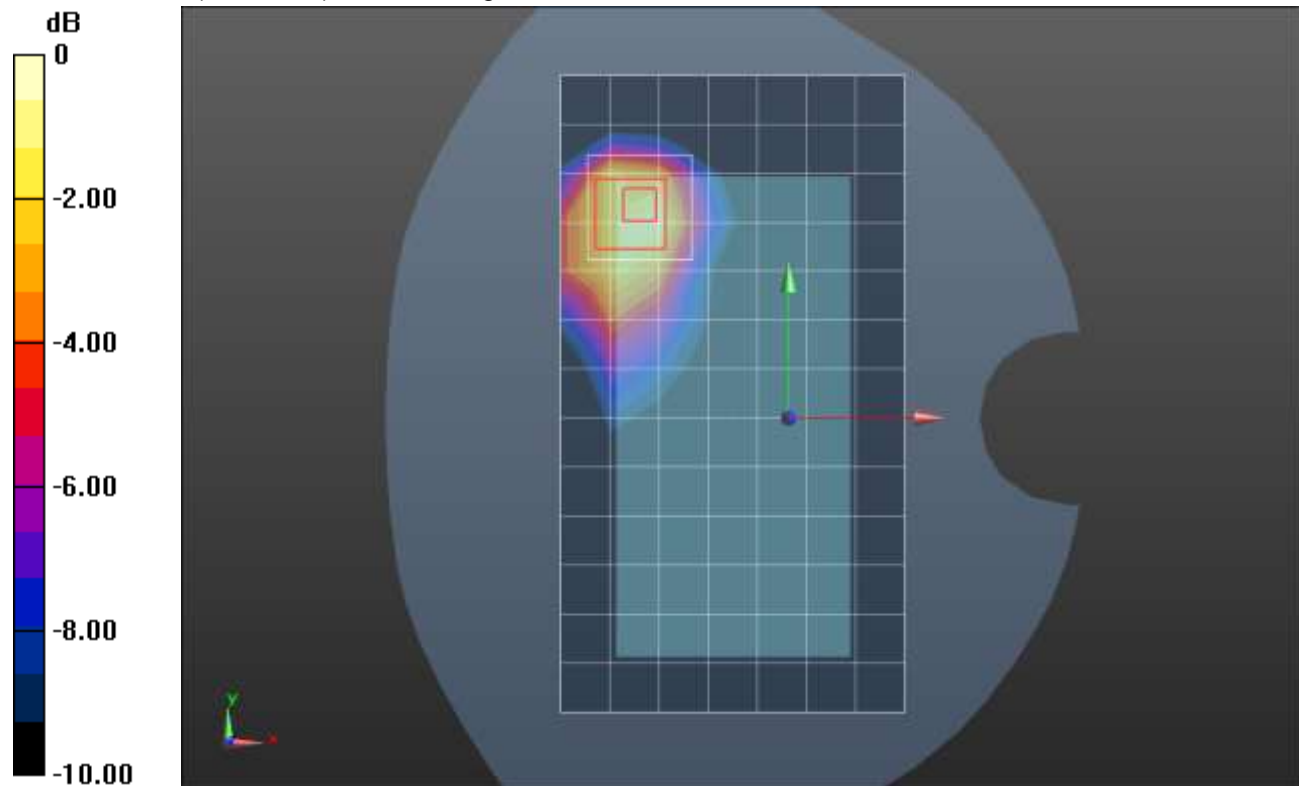
Peak SAR (extrapolated) = 1.31 W/kg

SAR(1 g) = 0.630 W/kg; SAR(10 g) = 0.323 W/kg

Smallest distance from peaks to all points 3 dB below = 12.5 mm

Ratio of SAR at M2 to SAR at M1 = 48%

Maximum value of SAR (measured) = 0.881 W/kg



0 dB = 0.881 W/kg = -0.55 dBW/kg

W-CDMA Band II ANT 4

Frequency: 1907.6 MHz; Duty Cycle: 1:1; Room Ambient Temperature: 24.0°C; Liquid Temperature: 23.0°C
Medium parameters used (interpolated): $f = 1907.6$ MHz; $\sigma = 1.435$ S/m; $\epsilon_r = 39.514$; $\rho = 1000$ kg/m³

DASY5 Configuration:

- Area Scan Setting: Find Secondary Maximum Within: 2.0 dB and with a peak SAR value greater than 0.0012W/kg
- Electronics: DAE4 Sn1380; Calibrated: 8/19/2020
- Probe: EX3DV4 - SN3749; ConvF(7.86, 7.86, 7.86) @ 1907.6 MHz; Calibrated: 2/5/2021
- Sensor-Surface: 2.5mm (Mechanical Surface Detection (Locations From Previous Scan Used)), Sensor-Surface: 2.5mm (Mechanical Surface Detection)
- Phantom: SAM with CRP; Type: SAM; Serial: 1751

Edge 2/Rel. 99 RMC_ch 9538/Area Scan (5x13x1): Measurement grid: dx=15mm, dy=15mm
Maximum value of SAR (measured) = 1.22 W/kg

Edge 2/Rel. 99 RMC_ch 9538/Zoom Scan (5x5x7)/Cube 0: Measurement grid: dx=8mm, dy=8mm, dz=5mm

Reference Value = 29.44 V/m; Power Drift = -0.04 dB

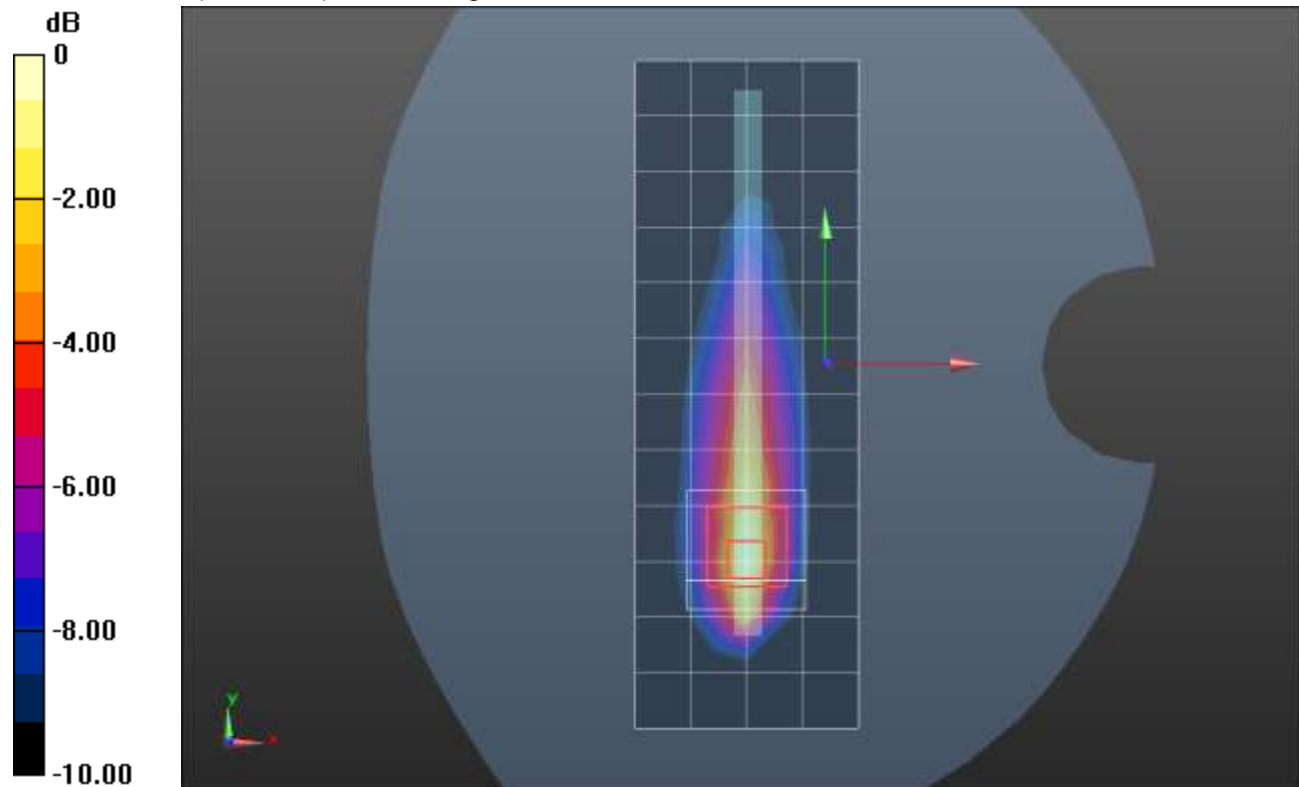
Peak SAR (extrapolated) = 1.74 W/kg

SAR(1 g) = 0.859 W/kg; SAR(10 g) = 0.411 W/kg

Smallest distance from peaks to all points 3 dB below = 8 mm

Ratio of SAR at M2 to SAR at M1 = 48.9%

Maximum value of SAR (measured) = 1.21 W/kg



0 dB = 1.21 W/kg = 0.83 dBW/kg

W-CDMA Band IV ANT 1

Frequency: 1732.6 MHz; Duty Cycle: 1:1; Room Ambient Temperature: 24.0°C; Liquid Temperature: 23.0°C
Medium parameters used (interpolated): $f = 1732.6$ MHz; $\sigma = 1.417$ S/m; $\epsilon_r = 39.937$; $\rho = 1000$ kg/m³

DASY5 Configuration:

- Area Scan Setting: Find Secondary Maximum Within: 2.0 dB and with a peak SAR value greater than 0.0012W/kg
- Electronics: DAE4 Sn1673; Calibrated: 5/6/2021
- Probe: EX3DV4 - SN3991; ConvF(8.52, 8.52, 8.52) @ 1732.6 MHz; Calibrated: 7/27/2020
- Sensor-Surface: 2.5mm (Mechanical Surface Detection)
- Phantom: Twin-SAM V5.0 (20deg probe tilt); Type: QD 000 P40 CD; Serial: xxxx

RHS/Touch_RMC Rel 99_Ch 1413/Area Scan (9x13x1): Measurement grid: dx=15mm, dy=15mm

[Info: Interpolated medium parameters used for SAR evaluation.](#)

Maximum value of SAR (measured) = 0.205 W/kg

RHS/Touch_RMC Rel 99_Ch 1413/Zoom Scan (5x5x7)/Cube 0: Measurement grid: dx=8mm, dy=8mm, dz=5mm

Reference Value = 12.42 V/m; Power Drift = 0.03 dB

Peak SAR (extrapolated) = 0.286 W/kg

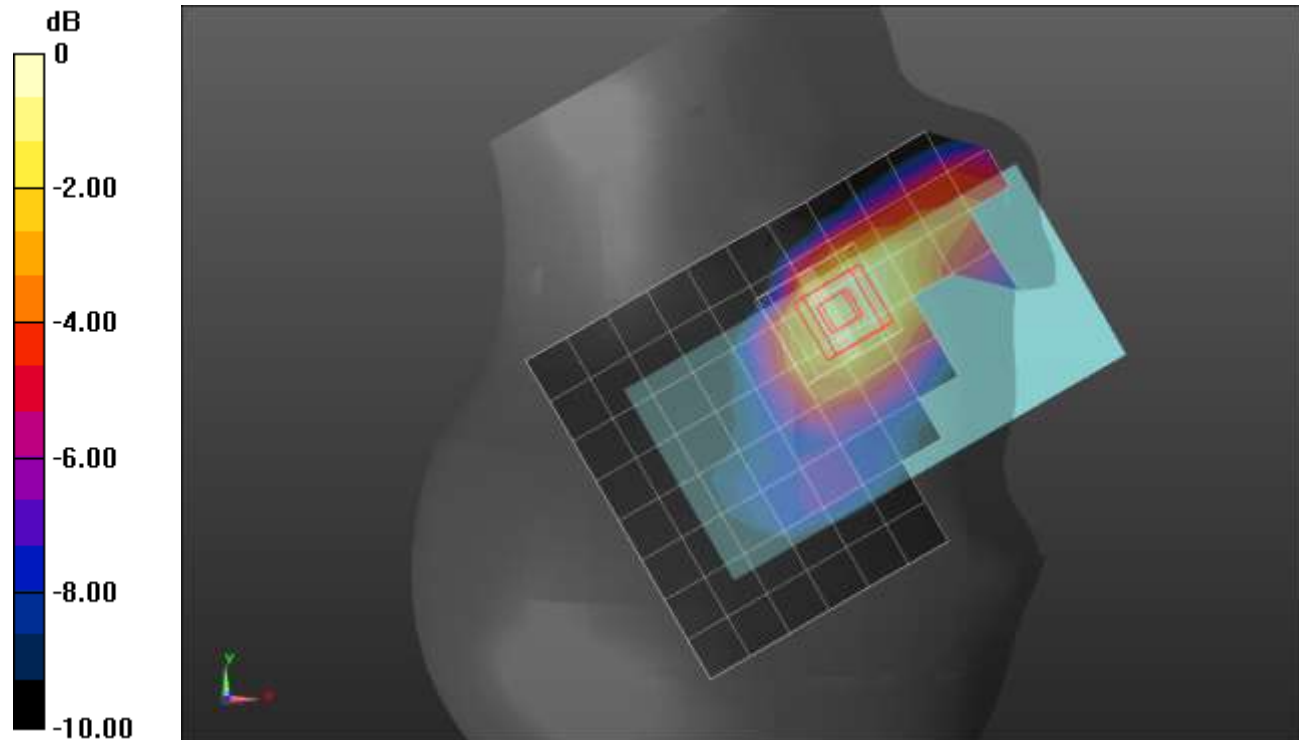
SAR(1 g) = 0.194 W/kg; SAR(10 g) = 0.126 W/kg

Smallest distance from peaks to all points 3 dB below = 15.4 mm

Ratio of SAR at M2 to SAR at M1 = 68.8%

[Info: Interpolated medium parameters used for SAR evaluation.](#)

Maximum value of SAR (measured) = 0.233 W/kg



0 dB = 0.233 W/kg = -6.33 dBW/kg

W-CDMA Band IV ANT 1

Frequency: 1732.6 MHz; Duty Cycle: 1:1; Room Ambient Temperature: 24.0°C; Liquid Temperature: 23.0°C
Medium parameters used (interpolated): $f = 1732.6$ MHz; $\sigma = 1.394$ S/m; $\epsilon_r = 39.122$; $\rho = 1000$ kg/m³

DASY5 Configuration:

- Area Scan Setting: Find Secondary Maximum Within: 2.0 dB and with a peak SAR value greater than 0.0012W/kg
- Electronics: DAE4 Sn1357; Calibrated: 1/28/2021
- Probe: EX3DV4 - SN3773; ConvF(8.05, 8.05, 8.05) @ 1732.6 MHz; Calibrated: 2/25/2021
- Sensor-Surface: 2.5mm (Mechanical Surface Detection)
- Phantom: Twin-SAM V5.0 (30deg probe tilt); Type: QD 000 P40 CD; Serial: 1629

Rear/Rel. 99 RMC_ch 1413/Area Scan (8x15x1): Measurement grid: dx=15mm, dy=15mm

Maximum value of SAR (measured) = 0.680 W/kg

Rear/Rel. 99 RMC_ch 1413/Zoom Scan (5x5x7)/Cube 0: Measurement grid: dx=8mm, dy=8mm, dz=5mm

Reference Value = 22.29 V/m; Power Drift = 0.03 dB

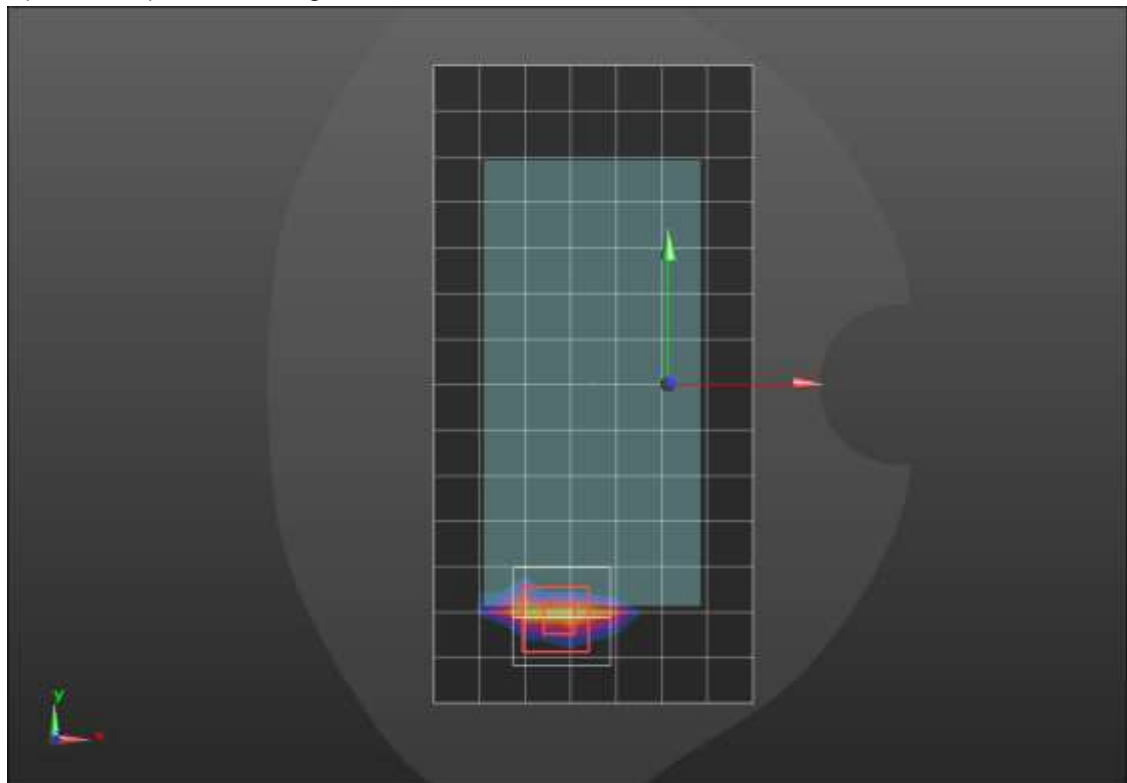
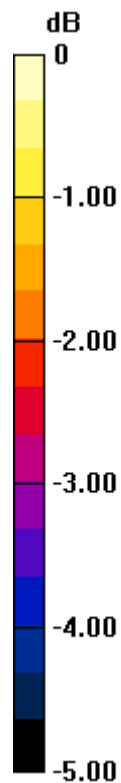
Peak SAR (extrapolated) = 0.982 W/kg

SAR(1 g) = 0.510 W/kg; SAR(10 g) = 0.256 W/kg

Smallest distance from peaks to all points 3 dB below = 8 mm

Ratio of SAR at M2 to SAR at M1 = 52.2%

Maximum value of SAR (measured) = 0.722 W/kg



0 dB = 0.722 W/kg = -1.41 dBW/kg

W-CDMA Band IV ANT 1

Frequency: 1752.6 MHz; Duty Cycle: 1:1; Room Ambient Temperature: 24.0°C; Liquid Temperature: 23.0°C
Medium parameters used (interpolated): $f = 1752.6$ MHz; $\sigma = 1.405$ S/m; $\epsilon_r = 39.175$; $\rho = 1000$ kg/m³

DASY5 Configuration:

- Area Scan Setting: Find Secondary Maximum Within: 2.0 dB and with a peak SAR value greater than 0.0012W/kg
- Electronics: DAE4 Sn1357; Calibrated: 1/28/2021
- Probe: EX3DV4 - SN3773; ConvF(8.05, 8.05, 8.05) @ 1752.6 MHz; Calibrated: 2/25/2021
- Sensor-Surface: 2.5mm (Mechanical Surface Detection)
- Phantom: Twin-SAM V5.0 (30deg probe tilt); Type: QD 000 P40 CD; Serial: 1602

Edge 3/Rel. 99 RMC_ch 1513/Area Scan (6x9x1): Measurement grid: dx=15mm, dy=15mm
Maximum value of SAR (measured) = 0.721 W/kg

Edge 3/Rel. 99 RMC_ch 1513/Zoom Scan (5x5x7)/Cube 0: Measurement grid: dx=8mm, dy=8mm, dz=5mm

Reference Value = 20.09 V/m; Power Drift = 0.16 dB

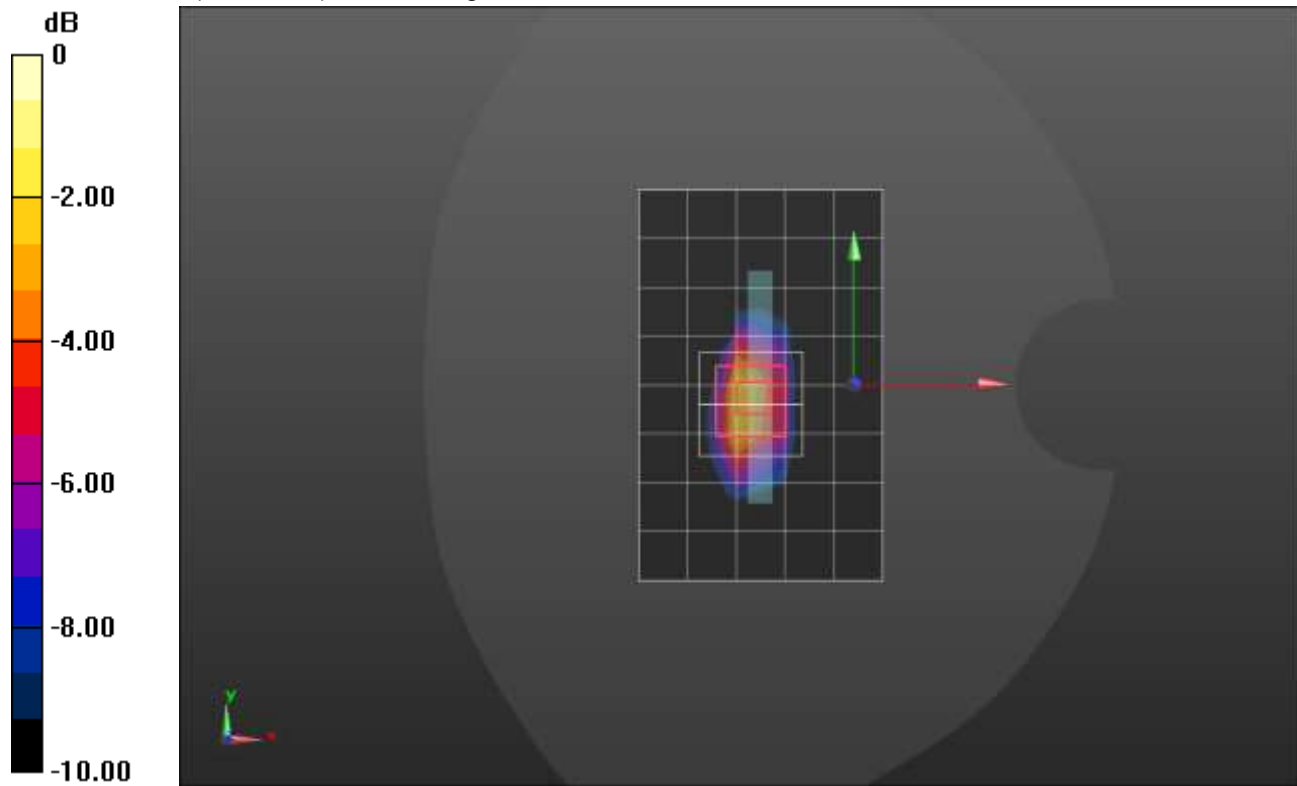
Peak SAR (extrapolated) = 1.50 W/kg

SAR(1 g) = 0.753 W/kg; SAR(10 g) = 0.348 W/kg

Smallest distance from peaks to all points 3 dB below = 8 mm

Ratio of SAR at M2 to SAR at M1 = 52.9%

Maximum value of SAR (measured) = 1.05 W/kg



0 dB = 1.05 W/kg = 0.21 dBW/kg

W-CDMA Band IV ANT 2

Frequency: 1712.4 MHz; Duty Cycle: 1:1; Room Ambient Temperature: 24.0°C; Liquid Temperature: 23.0°C
Medium parameters used (interpolated): $f = 1712.4$ MHz; $\sigma = 1.307$ S/m; $\epsilon_r = 40.757$; $\rho = 1000$ kg/m³

DASY5 Configuration:

- Area Scan Setting: Find Secondary Maximum Within: 2.0 dB and with a peak SAR value greater than 0.0012W/kg
- Electronics: DAE4 Sn1357; Calibrated: 1/28/2021
- Probe: EX3DV4 - SN3773; ConvF(8.05, 8.05, 8.05) @ 1712.4 MHz; Calibrated: 2/25/2021
- Sensor-Surface: 1.4mm (Mechanical Surface Detection)
- Phantom: Twin-SAM V5.0 (20deg probe tilt); Type: QD000P40CD; Serial: 1629

RHS/Touch_RMC Rel. 99_ch 1312/Area Scan (8x12x1): Measurement grid: dx=15mm, dy=15mm
Maximum value of SAR (measured) = 1.28 W/kg

RHS/Touch_RMC Rel. 99_ch 1312/Zoom Scan (5x5x7)/Cube 0: Measurement grid: dx=8mm, dy=8mm, dz=5mm

Reference Value = 27.55 V/m; Power Drift = -0.02 dB

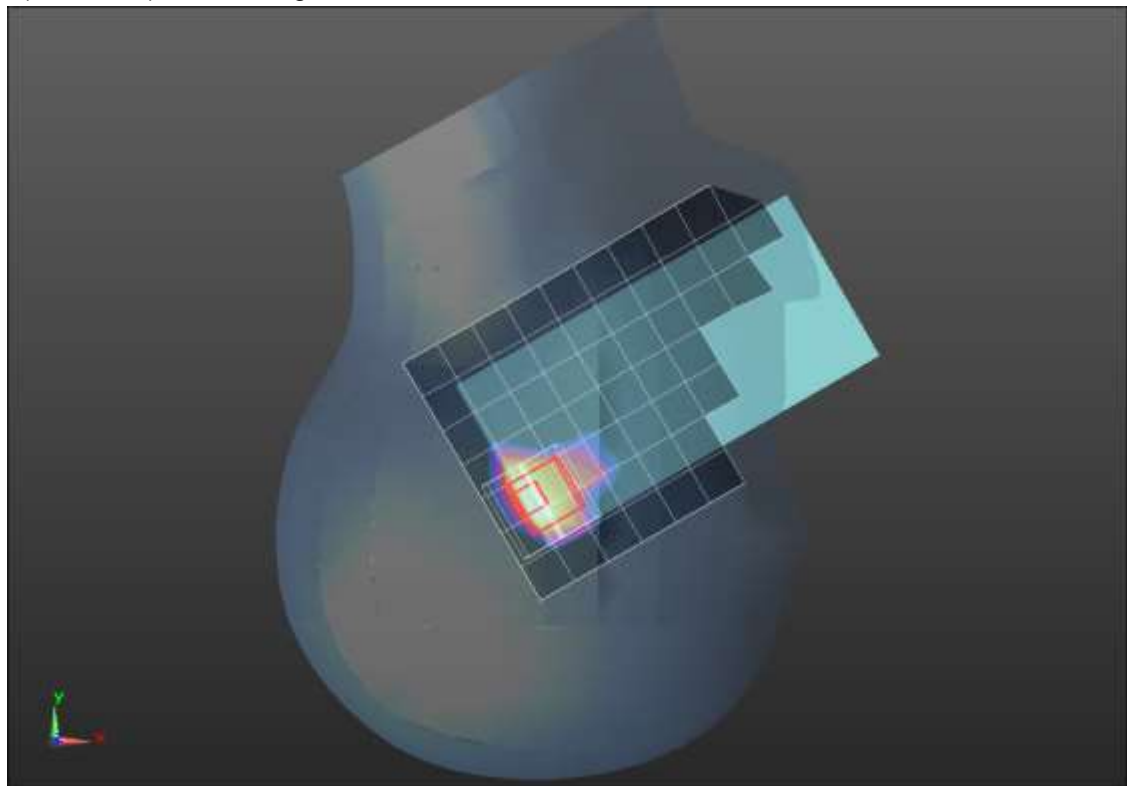
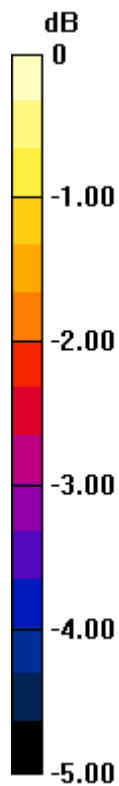
Peak SAR (extrapolated) = 1.51 W/kg

SAR(1 g) = 0.709 W/kg; SAR(10 g) = 0.406 W/kg

Smallest distance from peaks to all points 3 dB below = 8.6 mm

Ratio of SAR at M2 to SAR at M1 = 42.7%

Maximum value of SAR (measured) = 1.15 W/kg



0 dB = 1.15 W/kg = 0.61 dBW/kg

W-CDMA Band IV ANT 2

Frequency: 1732.6 MHz; Duty Cycle: 1:1; Room Ambient Temperature: 24.0°C; Liquid Temperature: 23.0°C
Medium parameters used (interpolated): $f = 1732.6$ MHz; $\sigma = 1.316$ S/m; $\epsilon_r = 40.782$; $\rho = 1000$ kg/m³

DASY5 Configuration:

- Area Scan Setting: Find Secondary Maximum Within: 2.0 dB and with a peak SAR value greater than 0.0012W/kg
- Electronics: DAE4 Sn1357; Calibrated: 1/28/2021
- Probe: EX3DV4 - SN3773; ConvF(8.05, 8.05, 8.05) @ 1732.6 MHz; Calibrated: 2/25/2021
- Sensor-Surface: 2.5mm (Mechanical Surface Detection)
- Phantom: Twin-SAM V5.0 (20deg probe tilt); Type: QD000P40CD; Serial: 1629

Rear/Rel. 99 RMC_ch 1413/Area Scan (8x13x1): Measurement grid: dx=15mm, dy=15mm

Maximum value of SAR (measured) = 1.08 W/kg

Rear/Rel. 99 RMC_ch 1413/Zoom Scan (5x5x7)/Cube 0: Measurement grid: dx=8mm, dy=8mm, dz=5mm

Reference Value = 28.92 V/m; Power Drift = -0.02 dB

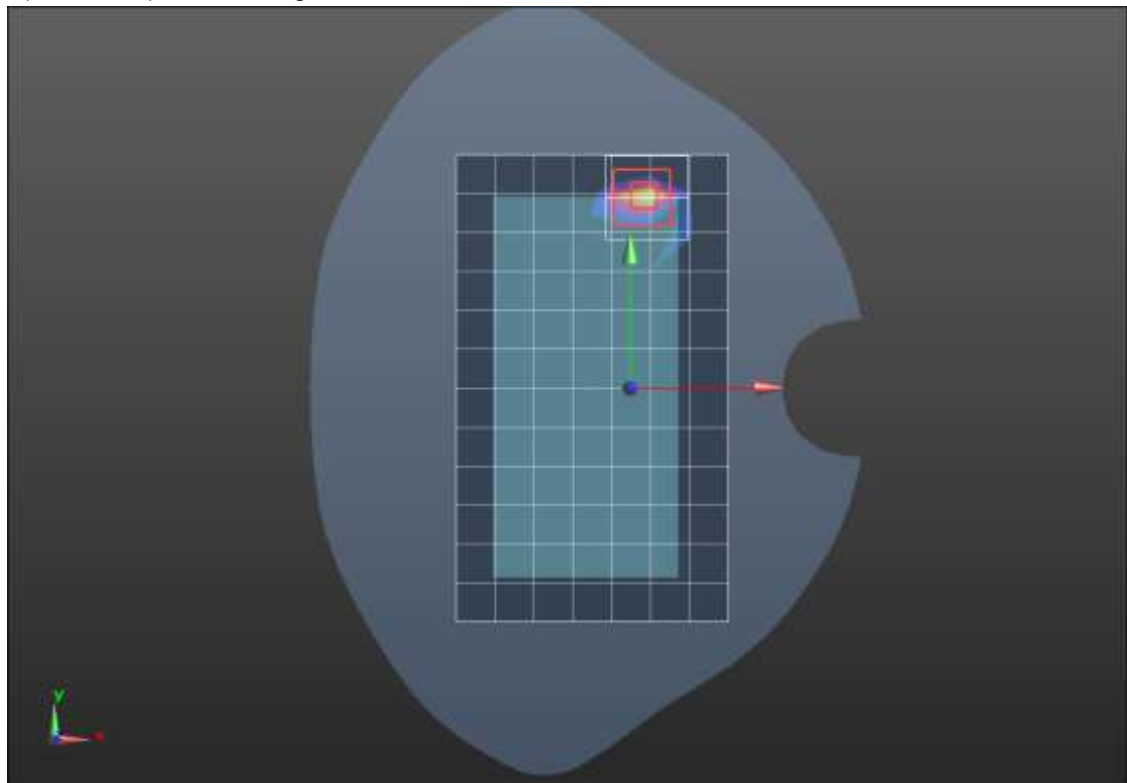
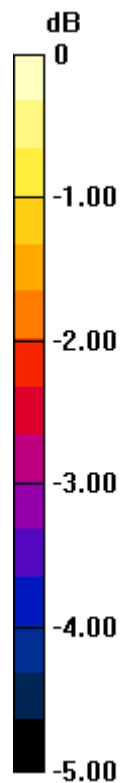
Peak SAR (extrapolated) = 1.68 W/kg

SAR(1 g) = 0.727 W/kg; SAR(10 g) = 0.332 W/kg

Smallest distance from peaks to all points 3 dB below = 6.4 mm

Ratio of SAR at M2 to SAR at M1 = 45.3%

Maximum value of SAR (measured) = 1.13 W/kg



0 dB = 1.13 W/kg = 0.53 dBW/kg

W-CDMA Band IV ANT 3

Frequency: 1732.6 MHz; Duty Cycle: 1:1; Room Ambient Temperature: 24.0°C; Liquid Temperature: 23.0°C
Medium parameters used (interpolated): $f = 1732.6$ MHz; $\sigma = 1.301$ S/m; $\epsilon_r = 39.601$; $\rho = 1000$ kg/m³

DASY5 Configuration:

- Area Scan Setting: Find Secondary Maximum Within: 2.0 dB and with a peak SAR value greater than 0.0012W/kg
- Electronics: DAE4 Sn1357; Calibrated: 1/28/2021
- Probe: EX3DV4 - SN3773; ConvF(8.05, 8.05, 8.05) @ 1732.6 MHz; Calibrated: 2/25/2021
- Sensor-Surface: 1.4mm (Mechanical Surface Detection)
- Phantom: Twin-SAM V5.0 (20deg probe tilt); Type: QD000P40CD; Serial: 1629

LHS/Touch_RMC Rel. 99_ch 1413/Area Scan (8x12x1): Measurement grid: dx=15mm, dy=15mm
Maximum value of SAR (measured) = 0.354 W/kg

LHS/Touch_RMC Rel. 99_ch 1413/Zoom Scan (5x5x7)/Cube 0: Measurement grid: dx=8mm, dy=8mm, dz=5mm

Reference Value = 14.94 V/m; Power Drift = 0.19 dB


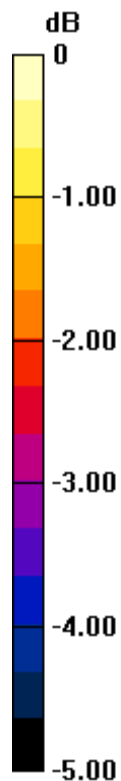
Peak SAR (extrapolated) = 0.462 W/kg

SAR(1 g) = 0.294 W/kg; SAR(10 g) = 0.191 W/kg

Smallest distance from peaks to all points 3 dB below = 14.8 mm

Ratio of SAR at M2 to SAR at M1 = 63.6%

Maximum value of SAR (measured) = 0.403 W/kg



0 dB = 0.403 W/kg = -3.95 dBW/kg

W-CDMA Band IV ANT 3

Frequency: 1732.6 MHz; Duty Cycle: 1:1; Room Ambient Temperature: 24.0°C; Liquid Temperature: 23.0°C
Medium parameters used (interpolated): $f = 1732.6$ MHz; $\sigma = 1.389$ S/m; $\epsilon_r = 39.977$; $\rho = 1000$ kg/m³

DASY5 Configuration:

- Area Scan Setting: Find Secondary Maximum Within: 2.0 dB and with a peak SAR value greater than 0.0012W/kg
- Electronics: DAE4 Sn1357; Calibrated: 1/28/2021
- Probe: EX3DV4 - SN3773; ConvF(8.05, 8.05, 8.05) @ 1732.6 MHz; Calibrated: 2/25/2021
- Sensor-Surface: 2.5mm (Mechanical Surface Detection)
- Phantom: Twin-SAM V5.0 (30deg probe tilt); Type: QD 000 P40 CD; Serial: 1629

Rear/Rel. 99 RMC_ch 1413/Area Scan (8x13x1): Measurement grid: dx=15mm, dy=15mm

Maximum value of SAR (measured) = 0.709 W/kg

Rear/Rel. 99 RMC_ch 1413/Zoom Scan (5x5x7)/Cube 0: Measurement grid: dx=8mm, dy=8mm, dz=5mm

Reference Value = 22.72 V/m; Power Drift = -0.09 dB

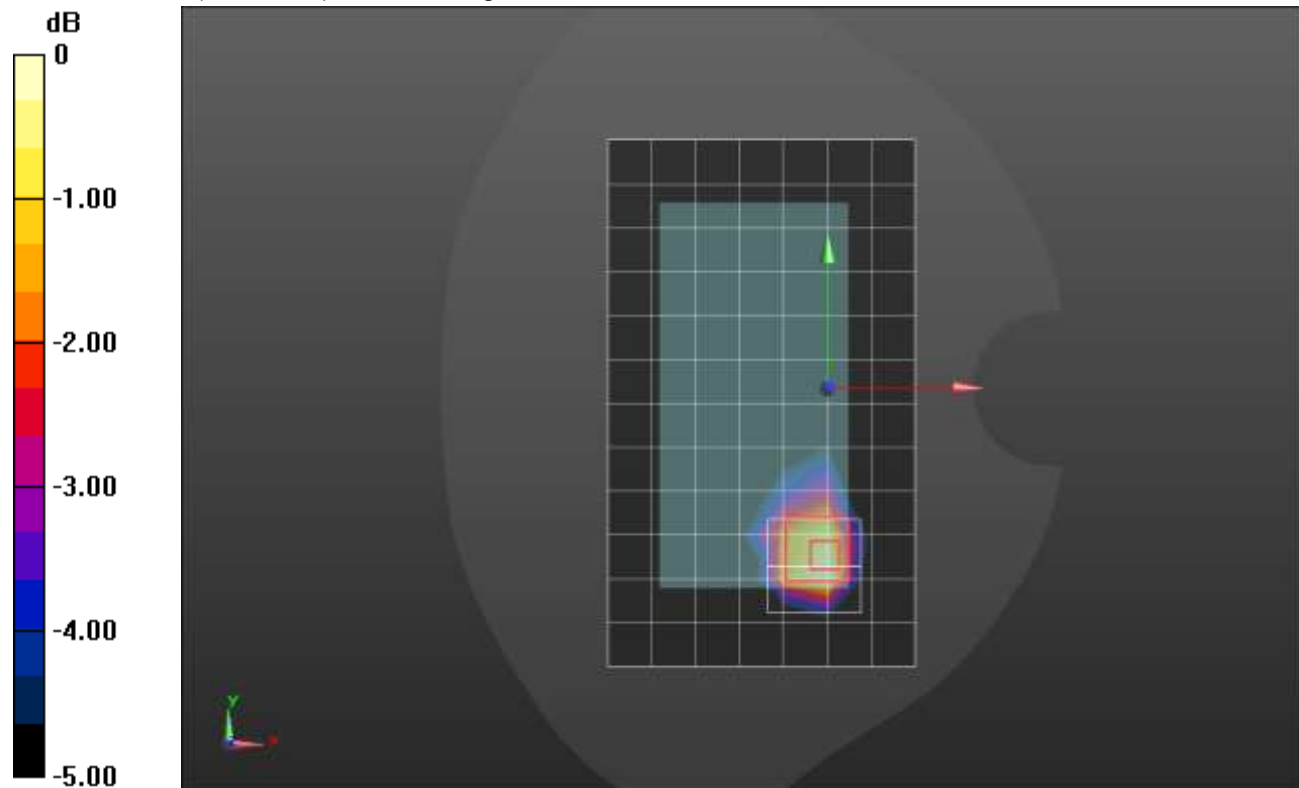
Peak SAR (extrapolated) = 1.08 W/kg

SAR(1 g) = 0.542 W/kg; SAR(10 g) = 0.318 W/kg

Smallest distance from peaks to all points 3 dB below = 9.1 mm

Ratio of SAR at M2 to SAR at M1 = 52.4%

Maximum value of SAR (measured) = 0.704 W/kg



0 dB = 0.704 W/kg = -1.52 dBW/kg

W-CDMA Band IV ANT 3

Frequency: 1752.6 MHz; Duty Cycle: 1:1; Room Ambient Temperature: 24.0°C; Liquid Temperature: 23.0°C
Medium parameters used (interpolated): $f = 1752.6$ MHz; $\sigma = 1.405$ S/m; $\epsilon_r = 39.175$; $\rho = 1000$ kg/m³

DASY5 Configuration:

- Area Scan Setting: Find Secondary Maximum Within: 2.0 dB and with a peak SAR value greater than 0.0012W/kg
- Electronics: DAE4 Sn1357; Calibrated: 1/28/2021
- Probe: EX3DV4 - SN3773; ConvF(8.05, 8.05, 8.05) @ 1752.6 MHz; Calibrated: 2/25/2021
- Sensor-Surface: 2.5mm (Mechanical Surface Detection)
- Phantom: Twin-SAM V5.0 (30deg probe tilt); Type: QD 000 P40 CD; Serial: 1629

Edge 4/Rel. 99 RMC_ch 1513/Area Scan (5x12x1): Measurement grid: dx=15mm, dy=15mm

[Info: Interpolated medium parameters used for SAR evaluation.](#)

Maximum value of SAR (measured) = 0.969 W/kg

Edge 4/Rel. 99 RMC_ch 1513/Zoom Scan (5x5x7)/Cube 0: Measurement grid: dx=8mm, dy=8mm, dz=5mm

Reference Value = 26.38 V/m; Power Drift = -0.15 dB

Peak SAR (extrapolated) = 1.41 W/kg

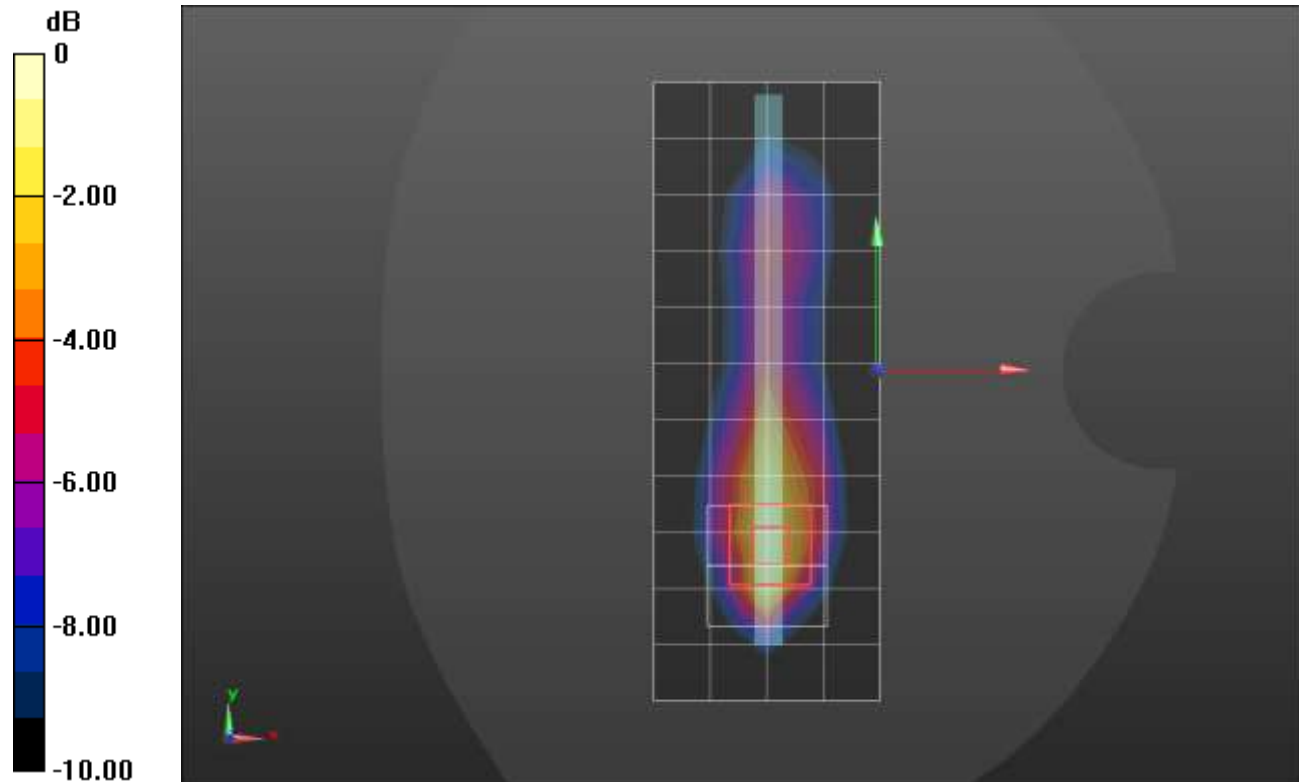
SAR(1 g) = 0.753 W/kg; SAR(10 g) = 0.388 W/kg

Smallest distance from peaks to all points 3 dB below = 8.6 mm

Ratio of SAR at M2 to SAR at M1 = 53.6%

[Info: Interpolated medium parameters used for SAR evaluation.](#)

Maximum value of SAR (measured) = 1.01 W/kg



0 dB = 1.01 W/kg = 0.04 dBW/kg

W-CDMA Band IV ANT 4

Frequency: 1732.6 MHz; Duty Cycle: 1:1; Room Ambient Temperature: 24.0°C; Liquid Temperature: 23.0°C
Medium parameters used (interpolated): $f = 1732.6$ MHz; $\sigma = 1.316$ S/m; $\epsilon_r = 40.782$; $\rho = 1000$ kg/m³

DASY5 Configuration:

- Area Scan Setting: Find Secondary Maximum Within: 2.0 dB and with a peak SAR value greater than 0.0012W/kg
- Electronics: DAE4 Sn1357; Calibrated: 1/28/2021
- Probe: EX3DV4 - SN3773; ConvF(8.05, 8.05, 8.05) @ 1732.6 MHz; Calibrated: 2/25/2021
- Sensor-Surface: 1.4mm (Mechanical Surface Detection)
- Phantom: Twin-SAM V5.0 (20deg probe tilt); Type: QD000P40CD; Serial: 1629

LHS/Touch_RMC Rel. 99_ch 1413/Area Scan (8x12x1): Measurement grid: dx=15mm, dy=15mm.
Maximum value of SAR (measured) = 1.34 W/kg

LHS/Touch_RMC Rel. 99_ch 1413/Zoom Scan (5x5x7)/Cube 0: Measurement grid: dx=8mm, dy=8mm, dz=5mm

Reference Value = 26.51 V/m; Power Drift = -0.12 dB


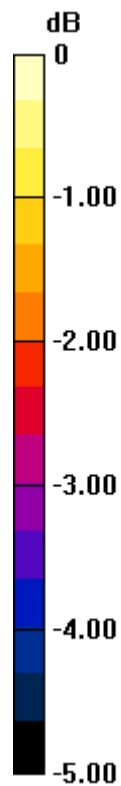
Peak SAR (extrapolated) = 1.56 W/kg

SAR(1 g) = 0.761 W/kg; SAR(10 g) = 0.409 W/kg

Smallest distance from peaks to all points 3 dB below = 6.5 mm

Ratio of SAR at M2 to SAR at M1 = 49.8%

Maximum value of SAR (measured) = 1.20 W/kg



0 dB = 1.20 W/kg = 0.79 dBW/kg

W-CDMA Band IV ANT 4

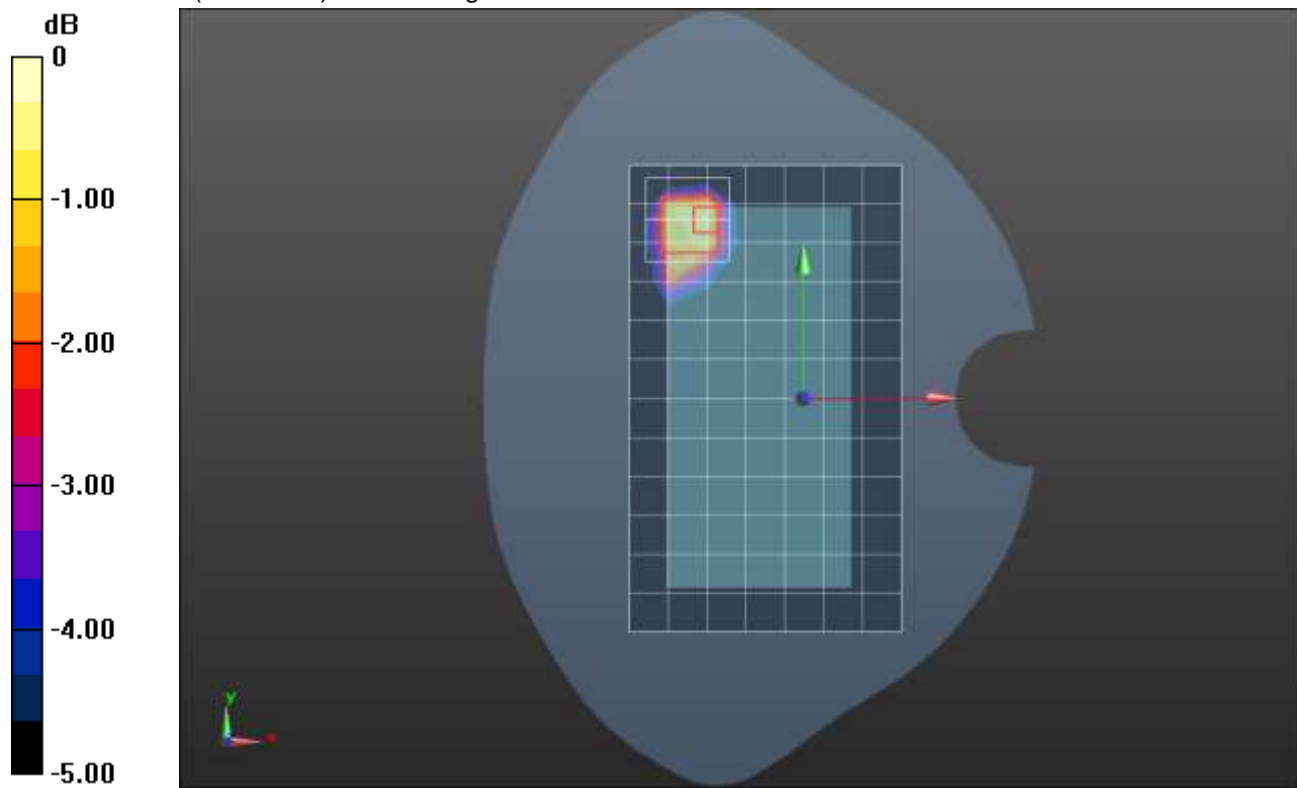
Frequency: 1752.6 MHz; Duty Cycle: 1:1; Room Ambient Temperature: 24.0°C; Liquid Temperature: 23.0°C
Medium parameters used (interpolated): $f = 1752.6$ MHz; $\sigma = 1.329$ S/m; $\epsilon_r = 40.76$; $\rho = 1000$ kg/m³

DASY5 Configuration:

- Area Scan Setting: Find Secondary Maximum Within: 2.0 dB and with a peak SAR value greater than 0.0012W/kg
- Electronics: DAE4 Sn1357; Calibrated: 1/28/2021
- Probe: EX3DV4 - SN3773; ConvF(8.05, 8.05, 8.05) @ 1752.6 MHz; Calibrated: 2/25/2021
- Sensor-Surface: 2.5mm (Mechanical Surface Detection)
- Phantom: Twin-SAM V5.0 (20deg probe tilt); Type: QD000P40CD; Serial: 1629

Rear/Rel. 99 RMC_ch 1513/Area Scan (8x13x1): Measurement grid: dx=15mm, dy=15mm
Maximum value of SAR (measured) = 0.940 W/kg

Rear/Rel. 99 RMC_ch 1513/Zoom Scan (5x5x7)/Cube 0: Measurement grid: dx=8mm, dy=8mm, dz=5mm
Reference Value = 26.81 V/m; Power Drift = 0.13 dB
Peak SAR (extrapolated) = 1.57 W/kg
SAR(1 g) = 0.753 W/kg; SAR(10 g) = 0.395 W/kg
Smallest distance from peaks to all points 3 dB below = 11.3 mm
Ratio of SAR at M2 to SAR at M1 = 49.1%
Maximum value of SAR (measured) = 1.08 W/kg



0 dB = 1.08 W/kg = 0.33 dBW/kg

W-CDMA Band IV ANT 4

Frequency: 1712.4 MHz; Duty Cycle: 1:1; Room Ambient Temperature: 24.0°C; Liquid Temperature: 23.0°C
Medium parameters used (interpolated): $f = 1712.4$ MHz; $\sigma = 1.307$ S/m; $\epsilon_r = 40.757$; $\rho = 1000$ kg/m³

DASY5 Configuration:

- Area Scan Setting: Find Secondary Maximum Within: 2.0 dB and with a peak SAR value greater than 0.0012W/kg
- Electronics: DAE4 Sn1357; Calibrated: 1/28/2021
- Probe: EX3DV4 - SN3773; ConvF(8.05, 8.05, 8.05) @ 1712.4 MHz; Calibrated: 2/25/2021
- Sensor-Surface: 2.5mm (Mechanical Surface Detection)
- Phantom: Twin-SAM V5.0 (20deg probe tilt); Type: QD000P40CD; Serial: 1629

Edge 2/Rel. 99 RMC_ch 1312/Area Scan (4x13x1): Measurement grid: dx=15mm, dy=15mm
Maximum value of SAR (measured) = 0.918 W/kg

Edge 2/Rel. 99 RMC_ch 1312/Zoom Scan (5x5x7)/Cube 0: Measurement grid: dx=8mm, dy=8mm, dz=5mm

Reference Value = 26.63 V/m; Power Drift = 0.13 dB

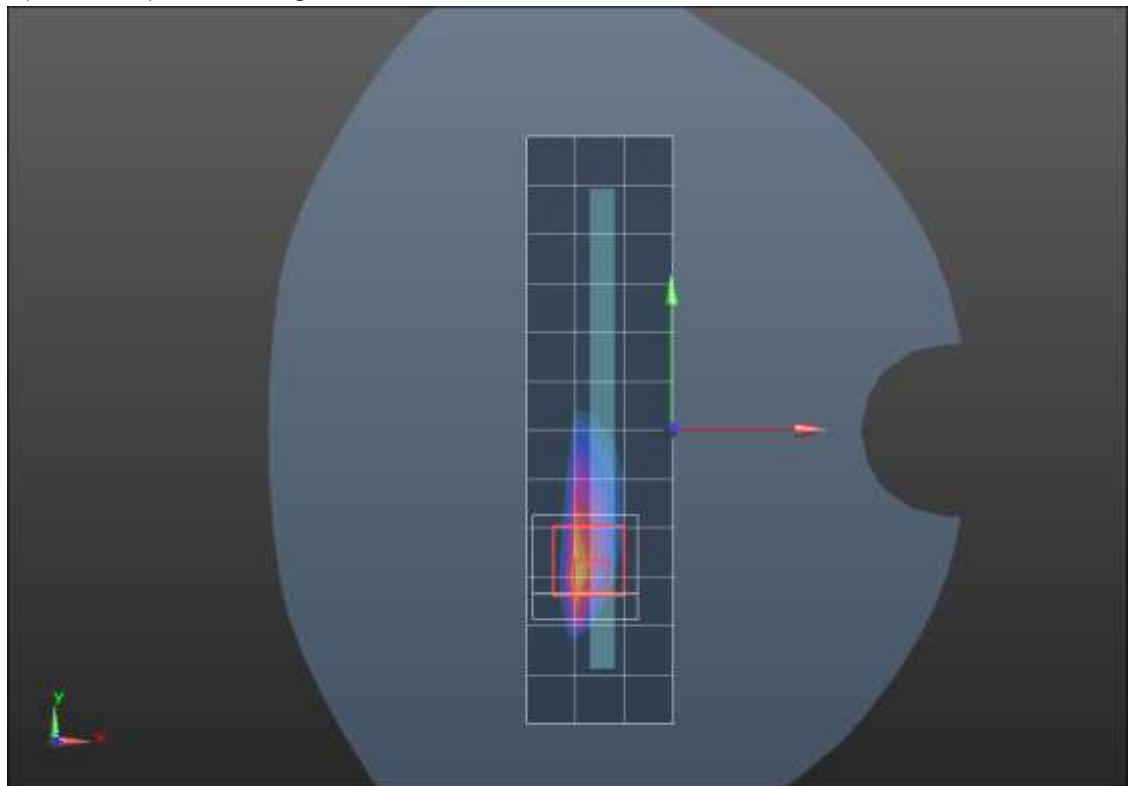
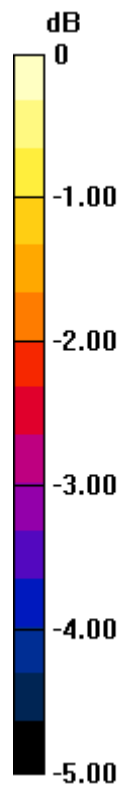
Peak SAR (extrapolated) = 1.62 W/kg

SAR(1 g) = 0.834 W/kg; SAR(10 g) = 0.407 W/kg

Smallest distance from peaks to all points 3 dB below = 8 mm

Ratio of SAR at M2 to SAR at M1 = 51.8%

Maximum value of SAR (measured) = 1.16 W/kg



0 dB = 1.16 W/kg = 0.64 dBW/kg

W-CDMA Band V ANT 1

Frequency: 836.6 MHz; Duty Cycle: 1:1; Room Ambient Temperature: 24.0°C; Liquid Temperature: 23.0°C

Medium parameters used (interpolated): $f = 836.6$ MHz; $\sigma = 0.944$ S/m; $\epsilon_r = 42.375$; $\rho = 1000$ kg/m³

DASY5 Configuration:

- Area Scan Setting: Find Secondary Maximum Within: 2.0 dB and with a peak SAR value greater than 0.0012W/kg
- Electronics: DAE4 Sn1261; Calibrated: 2/24/2021
- Probe: EX3DV4 - SN7581; ConvF(10.49, 10.49, 10.49) @ 836.6 MHz; Calibrated: 3/1/2021
- Sensor-Surface: 1.4mm (Mechanical Surface Detection)
- Phantom: Twin-SAM V8.0 (30deg probe tilt); Type: QD 000 P41 Ax; Serial: xxxx

RHS/Touch_RMC Rel. 99_ch 4183/Area Scan (8x12x1): Measurement grid: dx=15mm, dy=15mm

[Info: Interpolated medium parameters used for SAR evaluation.](#)

Maximum value of SAR (measured) = 0.281 W/kg

RHS/Touch_RMC Rel. 99_ch 4183/Zoom Scan (5x5x7)/Cube 0: Measurement grid: dx=8mm, dy=8mm, dz=5mm

Reference Value = 16.51 V/m; Power Drift = 0.05 dB

Peak SAR (extrapolated) = 0.308 W/kg

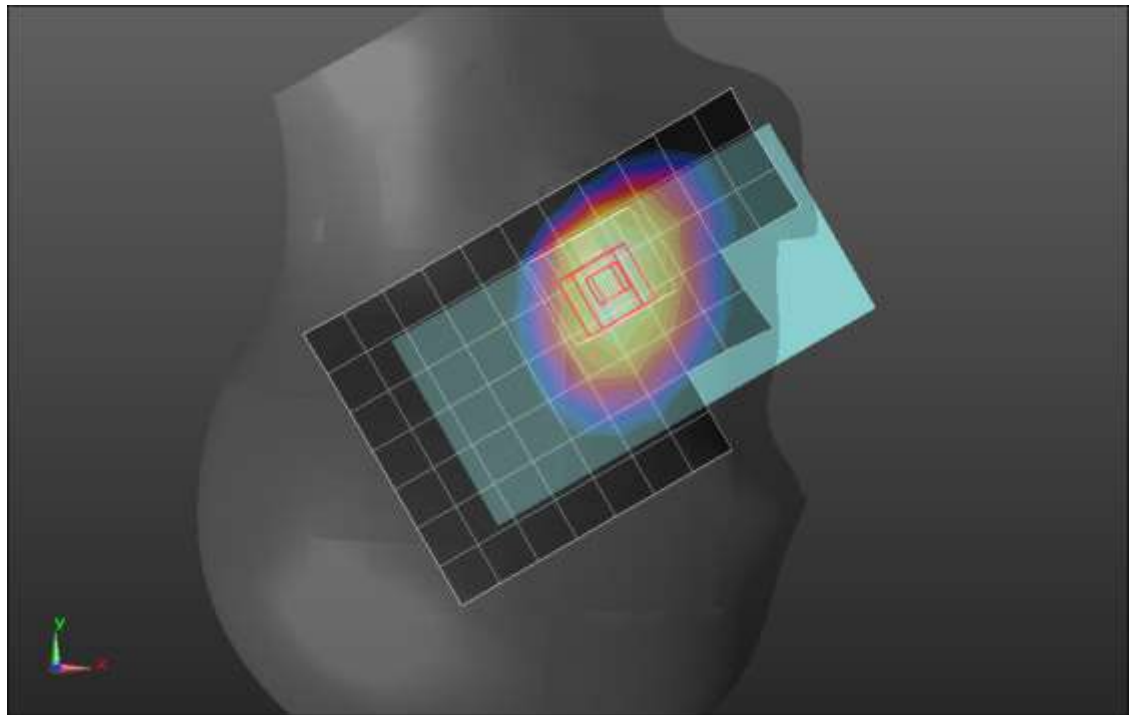
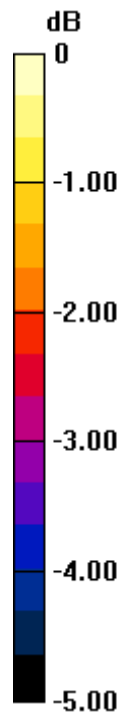
SAR(1 g) = 0.242 W/kg; SAR(10 g) = 0.184 W/kg

Smallest distance from peaks to all points 3 dB below: Larger than measurement grid

Ratio of SAR at M2 to SAR at M1 = 78.6%

[Info: Interpolated medium parameters used for SAR evaluation.](#)

Maximum value of SAR (measured) = 0.285 W/kg



0 dB = 0.285 W/kg = -5.45 dBW/kg

W-CDMA Band V ANT 1

Frequency: 846.6 MHz; Duty Cycle: 1:1; Room Ambient Temperature: 24.0°C; Liquid Temperature: 23.0°C
Medium parameters used (interpolated): $f = 846.6$ MHz; $\sigma = 0.947$ S/m; $\epsilon_r = 42.319$; $\rho = 1000$ kg/m³

DASY5 Configuration:

- Area Scan Setting: Find Secondary Maximum Within: 2.0 dB and with a peak SAR value greater than 0.0012W/kg
- Electronics: DAE4 Sn1261; Calibrated: 2/24/2021
- Probe: EX3DV4 - SN7581; ConvF(10.49, 10.49, 10.49) @ 846.6 MHz; Calibrated: 3/1/2021
- Sensor-Surface: 1.4mm (Mechanical Surface Detection (Locations From Previous Scan Used)), Sensor-Surface: 1.4mm (Mechanical Surface Detection)
- Phantom: Twin-SAM V8.0 (30deg probe tilt); Type: QD 000 P41 Ax; Serial: xxxx

Rear/RMC Rel. 99_ch 4233/Area Scan (9x13x1): Measurement grid: dx=15mm, dy=15mm

[Info: Interpolated medium parameters used for SAR evaluation.](#)

Maximum value of SAR (measured) = 0.992 W/kg

Rear/RMC Rel. 99_ch 4233/Zoom Scan (5x5x7)/Cube 0: Measurement grid: dx=8mm, dy=8mm, dz=5mm

Reference Value = 29.99 V/m; Power Drift = 0.08 dB

Peak SAR (extrapolated) = 1.74 W/kg

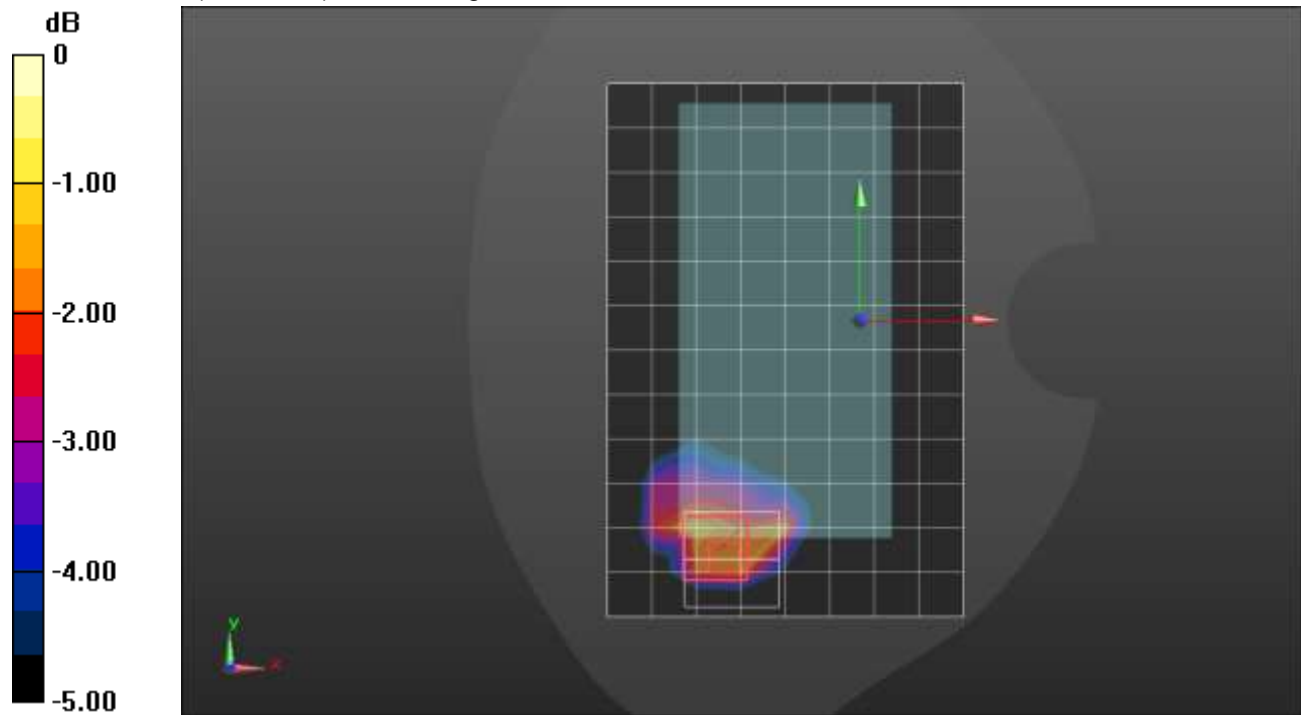
SAR(1 g) = 0.827 W/kg; SAR(10 g) = 0.447 W/kg

Smallest distance from peaks to all points 3 dB below = 9.6 mm

Ratio of SAR at M2 to SAR at M1 = 48%

[Info: Interpolated medium parameters used for SAR evaluation.](#)

Maximum value of SAR (measured) = 1.37 W/kg



0 dB = 1.37 W/kg = 1.37 dBW/kg

W-CDMA Band V ANT 2

Frequency: 836.6 MHz; Duty Cycle: 1:1; Room Ambient Temperature: 24.0°C; Liquid Temperature: 23.0°C

Medium parameters used (interpolated): $f = 836.6$ MHz; $\sigma = 0.928$ S/m; $\epsilon_r = 40.82$; $\rho = 1000$ kg/m³

DASY5 Configuration:

- Area Scan Setting: Find Secondary Maximum Within: 2.0 dB and with a peak SAR value greater than 0.0012W/kg
- Electronics: DAE4 Sn1545; Calibrated: 2/22/2021
- Probe: EX3DV4 - SN7448; ConvF(9.76, 9.76, 9.76) @ 836.6 MHz; Calibrated: 2/26/2021
- Sensor-Surface: 1.4mm (Mechanical Surface Detection)
- Phantom: SAM with CRP v5.0; Type: QD000P40CD; Serial: TP:xxxx

LHS/Touch_RMC Rel. 99_ch 4183/Area Scan (8x13x1): Measurement grid: dx=15mm, dy=15mm

[Info: Interpolated medium parameters used for SAR evaluation.](#)

Maximum value of SAR (measured) = 0.817 W/kg

LHS/Touch_RMC Rel. 99_ch 4183/Zoom Scan (5x5x7)/Cube 0: Measurement grid: dx=8mm, dy=8mm, dz=5mm


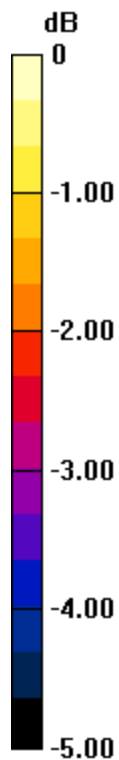
Reference Value = 28.40 V/m; Power Drift = -0.04 dB

Peak SAR (extrapolated) = 1.39 W/kg

SAR(1 g) = 0.676 W/kg; SAR(10 g) = 0.427 W/kg

[Info: Interpolated medium parameters used for SAR evaluation.](#)

Maximum value of SAR (measured) = 1.08 W/kg



0 dB = 1.08 W/kg = 0.33 dBW/kg

W-CDMA Band V ANT 2

Frequency: 836.6 MHz; Duty Cycle: 1:1; Room Ambient Temperature: 24.0°C; Liquid Temperature: 23.0°C

Medium parameters used (interpolated): $f = 836.6$ MHz; $\sigma = 0.914$ S/m; $\epsilon_r = 42.195$; $\rho = 1000$ kg/m³

DASY5 Configuration:

- Area Scan Setting: Find Secondary Maximum Within: 2.0 dB and with a peak SAR value greater than 0.0012W/kg
- Electronics: DAE4 Sn1545; Calibrated: 2/22/2021
- Probe: EX3DV4 - SN7448; ConvF(9.76, 9.76, 9.76) @ 836.6 MHz; Calibrated: 2/26/2021
- Sensor-Surface: 1.4mm (Mechanical Surface Detection)
- Phantom: SAM with CRP v5.0; Type: QD000P40CD; Serial: TP:xxxx

Rear/RMC Rel. 99_ch 4183/Area Scan (9x13x1): Measurement grid: dx=15mm, dy=15mm

[Info: Interpolated medium parameters used for SAR evaluation.](#)

Maximum value of SAR (measured) = 0.519 W/kg

Rear/RMC Rel. 99_ch 4183/Zoom Scan (5x5x7)/Cube 0: Measurement grid: dx=8mm, dy=8mm, dz=5mm

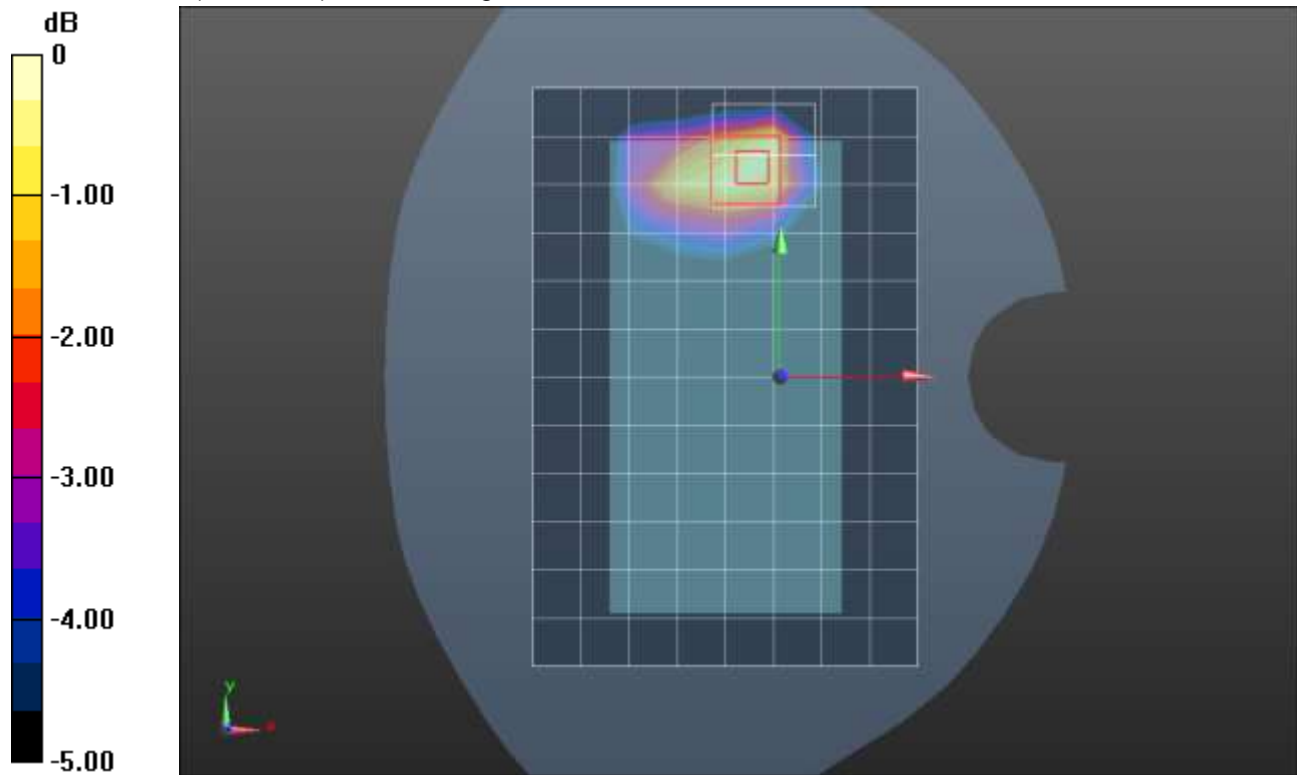
Reference Value = 1.760 V/m; Power Drift = 0.08 dB

Peak SAR (extrapolated) = 0.746 W/kg

SAR(1 g) = 0.395 W/kg; SAR(10 g) = 0.243 W/kg

[Info: Interpolated medium parameters used for SAR evaluation.](#)

Maximum value of SAR (measured) = 0.579 W/kg



0 dB = 0.579 W/kg = -2.37 dBW/kg

CDMA BC0 ANT 1

Frequency: 836.52 MHz; Duty Cycle: 1:1; Room Ambient Temperature: 24.0°C; Liquid Temperature: 23.0°C

Medium parameters used (interpolated): $f = 836.52$ MHz; $\sigma = 0.9$ S/m; $\epsilon_r = 41.766$; $\rho = 1000$ kg/m³

DASY5 Configuration:

- Area Scan Setting: Find Secondary Maximum Within: 2.0 dB and with a peak SAR value greater than 0.0012W/kg
- Electronics: DAE4 Sn1545; Calibrated: 2/22/2021
- Probe: EX3DV4 - SN7448; ConvF(9.76, 9.76, 9.76) @ 836.52 MHz; Calibrated: 2/26/2021
- Sensor-Surface: 1.4mm (Mechanical Surface Detection)
- Phantom: SAM with CRP v5.0; Type: QD000P40CD; Serial: TP:xxxx

RHS/Touch_1xEVDO Rel. 0_ch 384/Area Scan (8x14x1): Measurement grid: dx=15mm, dy=15mm

[Info: Interpolated medium parameters used for SAR evaluation.](#)

Maximum value of SAR (measured) = 0.340 W/kg

RHS/Touch_1xEVDO Rel. 0_ch 384/Zoom Scan (6x5x7)/Cube 0: Measurement grid: dx=8mm, dy=8mm, dz=5mm

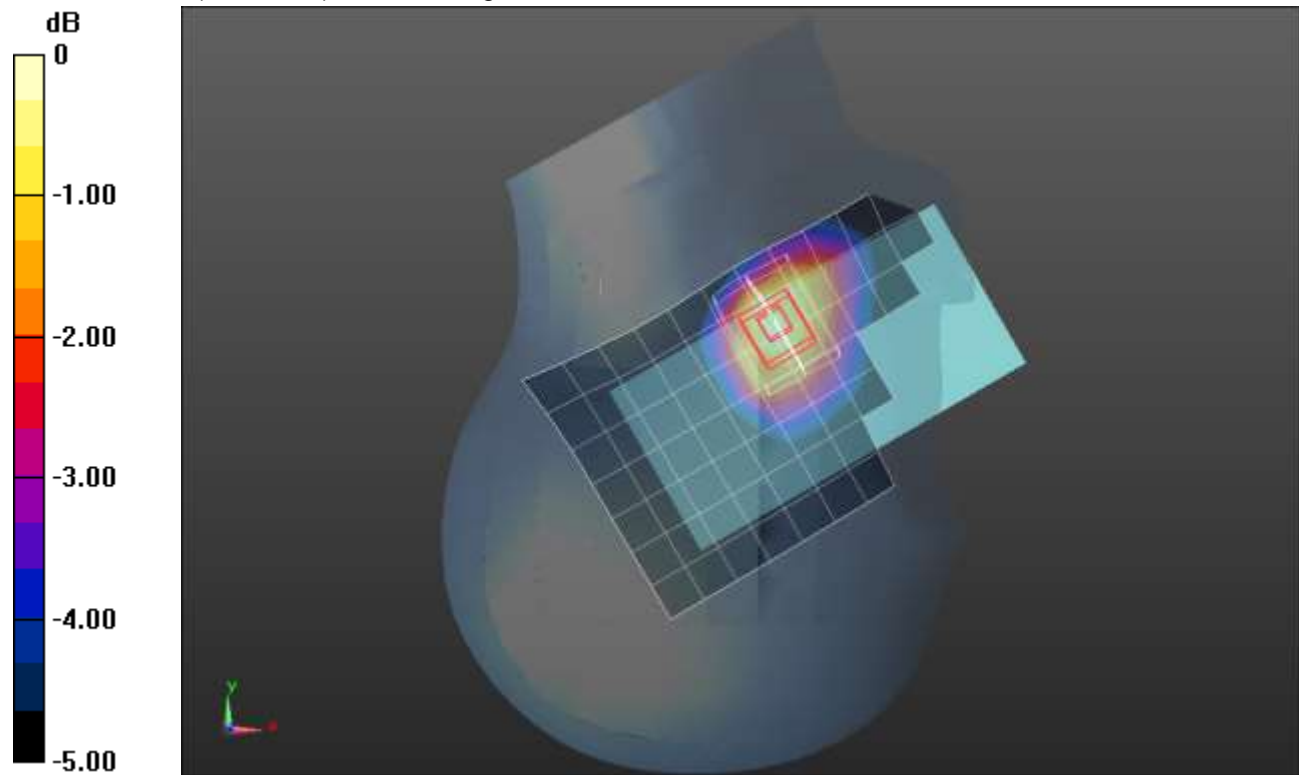
Reference Value = 18.59 V/m; Power Drift = -0.14 dB

Peak SAR (extrapolated) = 0.400 W/kg

SAR(1 g) = 0.277 W/kg; SAR(10 g) = 0.203 W/kg

[Info: Interpolated medium parameters used for SAR evaluation.](#)

Maximum value of SAR (measured) = 0.352 W/kg



0 dB = 0.352 W/kg = -4.53 dBW/kg

CDMA BC0 ANT 1

Frequency: 836.52 MHz; Duty Cycle: 1:1; Room Ambient Temperature: 24.0°C; Liquid Temperature: 23.0°C
Medium parameters used (interpolated): $f = 836.52$ MHz; $\sigma = 0.946$ S/m; $\epsilon_r = 39.685$; $\rho = 1000$ kg/m³

DASY5 Configuration:

- Area Scan Setting: Find Secondary Maximum Within: 2.0 dB and with a peak SAR value greater than 0.0012W/kg
- Electronics: DAE4 Sn1545; Calibrated: 2/22/2021
- Probe: EX3DV4 - SN7448; ConvF(9.76, 9.76, 9.76) @ 836.52 MHz; Calibrated: 2/26/2021
- Sensor-Surface: 1.4mm (Mechanical Surface Detection)
- Phantom: SAM with CRP v5.0; Type: QD000P40CD; Serial: TP:xxxx

Rear/1xRTT RC3 SO32_ch 384/Area Scan (9x13x1): Measurement grid: dx=15mm, dy=15mm

[Info: Interpolated medium parameters used for SAR evaluation.](#)

Maximum value of SAR (measured) = 0.522 W/kg

Rear/1xRTT RC3 SO32_ch 384/Zoom Scan (5x5x7)/Cube 0: Measurement grid: dx=8mm, dy=8mm, dz=5mm

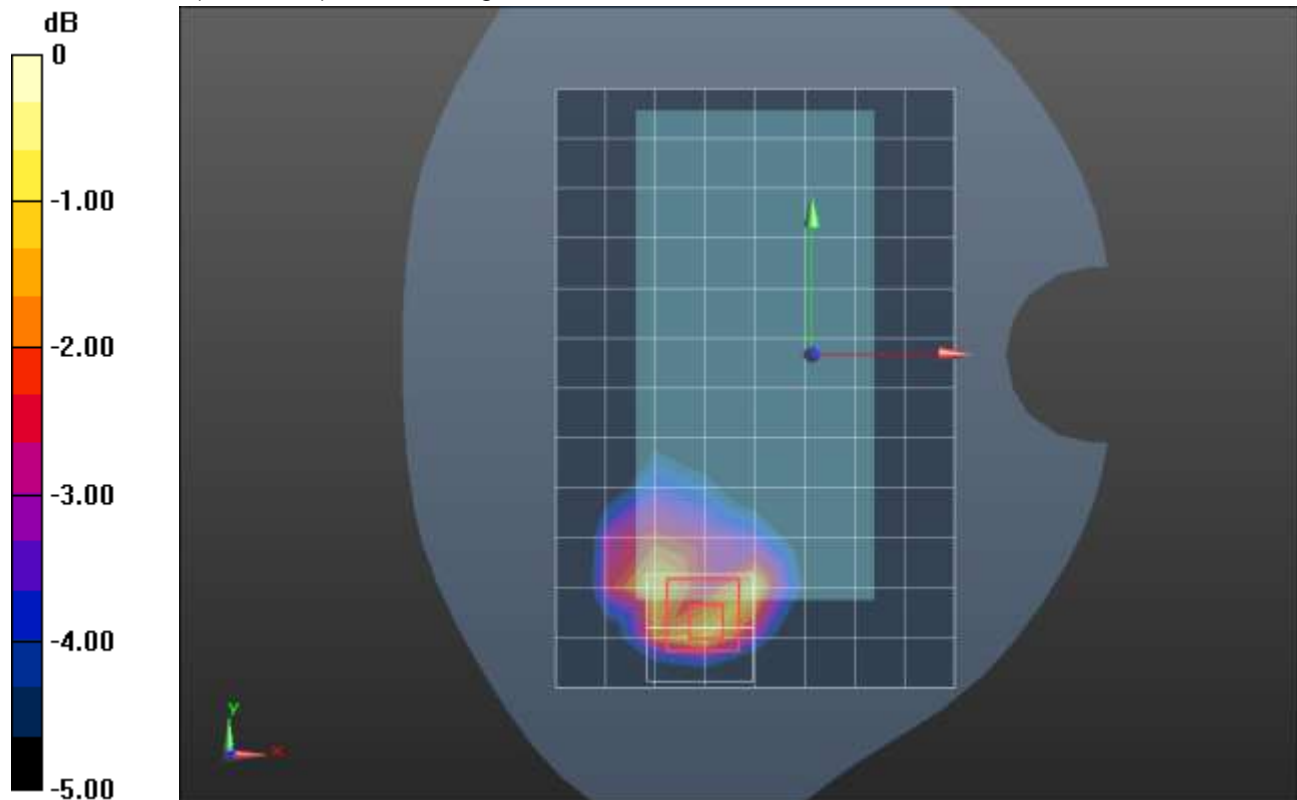
Reference Value = 21.46 V/m; Power Drift = -0.04 dB

Peak SAR (extrapolated) = 0.790 W/kg

SAR(1 g) = 0.385 W/kg; SAR(10 g) = 0.215 W/kg

[Info: Interpolated medium parameters used for SAR evaluation.](#)

Maximum value of SAR (measured) = 0.626 W/kg



CDMA BC0 ANT 1

Frequency: 836.52 MHz; Duty Cycle: 1:1; Room Ambient Temperature: 24.0°C; Liquid Temperature: 23.0°C
Medium parameters used (interpolated): $f = 836.52$ MHz; $\sigma = 0.946$ S/m; $\epsilon_r = 39.685$; $\rho = 1000$ kg/m³

DASY5 Configuration:

- Area Scan Setting: Find Secondary Maximum Within: 2.0 dB and with a peak SAR value greater than 0.0012W/kg
- Electronics: DAE4 Sn1545; Calibrated: 2/22/2021
- Probe: EX3DV4 - SN7448; ConvF(9.76, 9.76, 9.76) @ 836.52 MHz; Calibrated: 2/26/2021
- Sensor-Surface: 1.4mm (Mechanical Surface Detection)
- Phantom: SAM with CRP v5.0; Type: QD000P40CD; Serial: TP:xxxx

Edge 2/1xRTT RC3 SO32_ch 384/Area Scan (7x13x1): Measurement grid: dx=15mm, dy=15mm

[Info: Interpolated medium parameters used for SAR evaluation.](#)

Maximum value of SAR (measured) = 0.576 W/kg

Edge 2/1xRTT RC3 SO32_ch 384/Zoom Scan (5x5x7)/Cube 0: Measurement grid: dx=8mm, dy=8mm, dz=5mm

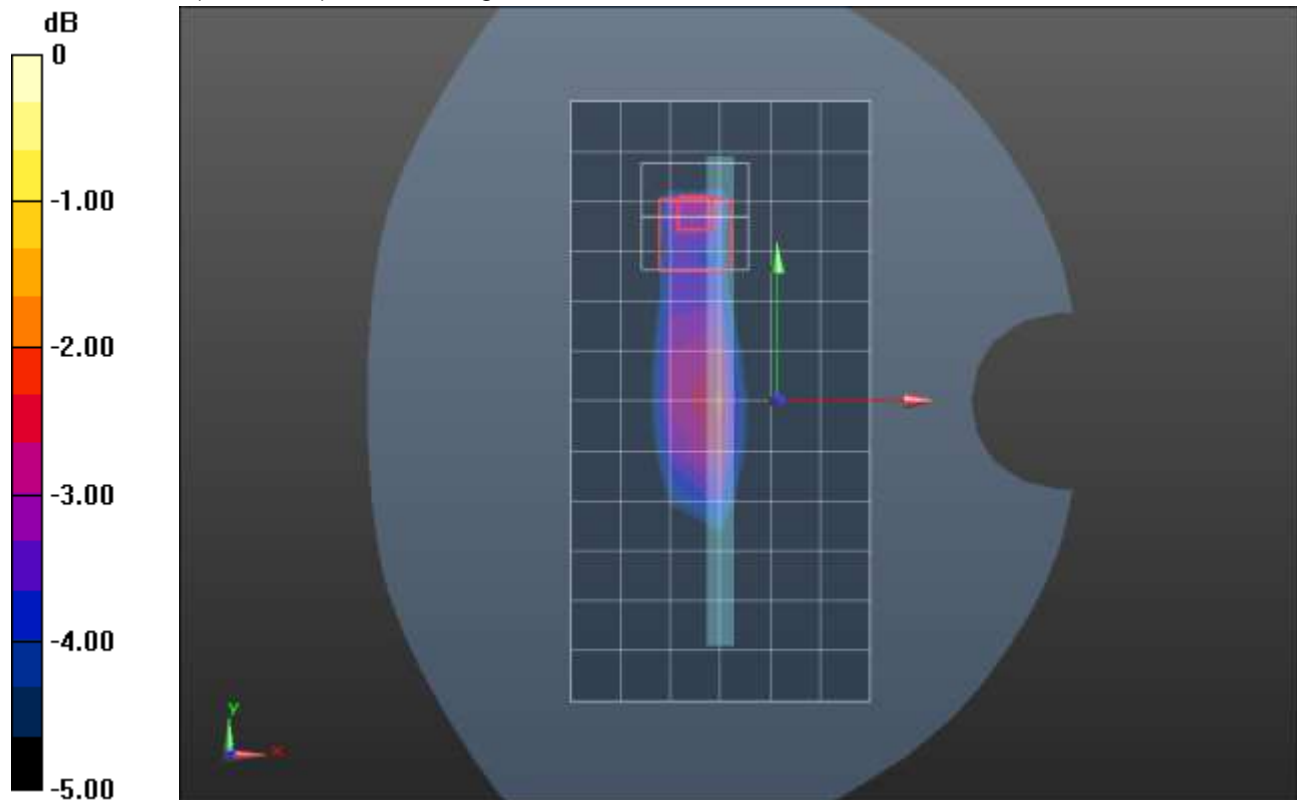
Reference Value = 21.18 V/m; Power Drift = 0.03 dB

Peak SAR (extrapolated) = 1.47 W/kg

SAR(1 g) = 0.508 W/kg; SAR(10 g) = 0.243 W/kg

[Info: Interpolated medium parameters used for SAR evaluation.](#)

Maximum value of SAR (measured) = 0.960 W/kg



0 dB = 0.960 W/kg = -0.18 dBW/kg

CDMA BC0 ANT 2

Frequency: 836.52 MHz; Duty Cycle: 1:1; Room Ambient Temperature: 24.0°C; Liquid Temperature: 23.0°C
Medium parameters used (interpolated): $f = 836.52$ MHz; $\sigma = 0.946$ S/m; $\epsilon_r = 39.685$; $\rho = 1000$ kg/m³

DASY5 Configuration:

- Area Scan Setting: Find Secondary Maximum Within: 2.0 dB and with a peak SAR value greater than 0.0012W/kg
- Electronics: DAE4 Sn1545; Calibrated: 2/22/2021
- Probe: EX3DV4 - SN7448; ConvF(9.76, 9.76, 9.76) @ 836.52 MHz; Calibrated: 2/26/2021
- Sensor-Surface: 1.4mm (Mechanical Surface Detection)
- Phantom: SAM with CRP v5.0; Type: QD000P40CD; Serial: TP:xxxx

RHS/Touch_1xRTT RC3 SO55_ch 384/Area Scan (8x13x1): Measurement grid: dx=15mm, dy=15mm

[Info: Interpolated medium parameters used for SAR evaluation.](#)

Maximum value of SAR (measured) = 0.993 W/kg

RHS/Touch_1xRTT RC3 SO55_ch 384/Zoom Scan (5x5x7)/Cube 0: Measurement grid: dx=8mm, dy=8mm, dz=5mm

Reference Value = 30.81 V/m; Power Drift = 0.07 dB

Peak SAR (extrapolated) = 1.69 W/kg


SAR(1 g) = 0.743 W/kg; SAR(10 g) = 0.471 W/kg

Smallest distance from peaks to all points 3 dB below = 6.6 mm

Ratio of SAR at M2 to SAR at M1 = 47.4%

[Info: Interpolated medium parameters used for SAR evaluation.](#)

Maximum value of SAR (measured) = 1.16 W/kg



0 dB = 1.16 W/kg = 0.64 dBW/kg

CDMA BC0 ANT 2

Frequency: 836.52 MHz; Duty Cycle: 1:1; Room Ambient Temperature: 24.0°C; Liquid Temperature: 23.0°C

Medium parameters used (interpolated): $f = 836.52$ MHz; $\sigma = 0.94$ S/m; $\epsilon_r = 40.298$; $\rho = 1000$ kg/m³

DASY5 Configuration:

- Area Scan Setting: Find Secondary Maximum Within: 2.0 dB and with a peak SAR value greater than 0.0012W/kg
- Electronics: DAE4 Sn1545; Calibrated: 2/22/2021
- Probe: EX3DV4 - SN7448; ConvF(9.76, 9.76, 9.76) @ 836.52 MHz; Calibrated: 2/26/2021
- Sensor-Surface: 1.4mm (Mechanical Surface Detection)
- Phantom: SAM with CRP v5.0; Type: QD000P40CD; Serial: TP:xxxx

Rear/1xRTT RC3 SO32_ch 384/Area Scan (9x13x1): Measurement grid: dx=15mm, dy=15mm

[Info: Interpolated medium parameters used for SAR evaluation.](#)

Maximum value of SAR (measured) = 0.695 W/kg

Rear/1xRTT RC3 SO32_ch 384/Zoom Scan (5x5x7)/Cube 0: Measurement grid: dx=8mm, dy=8mm, dz=5mm

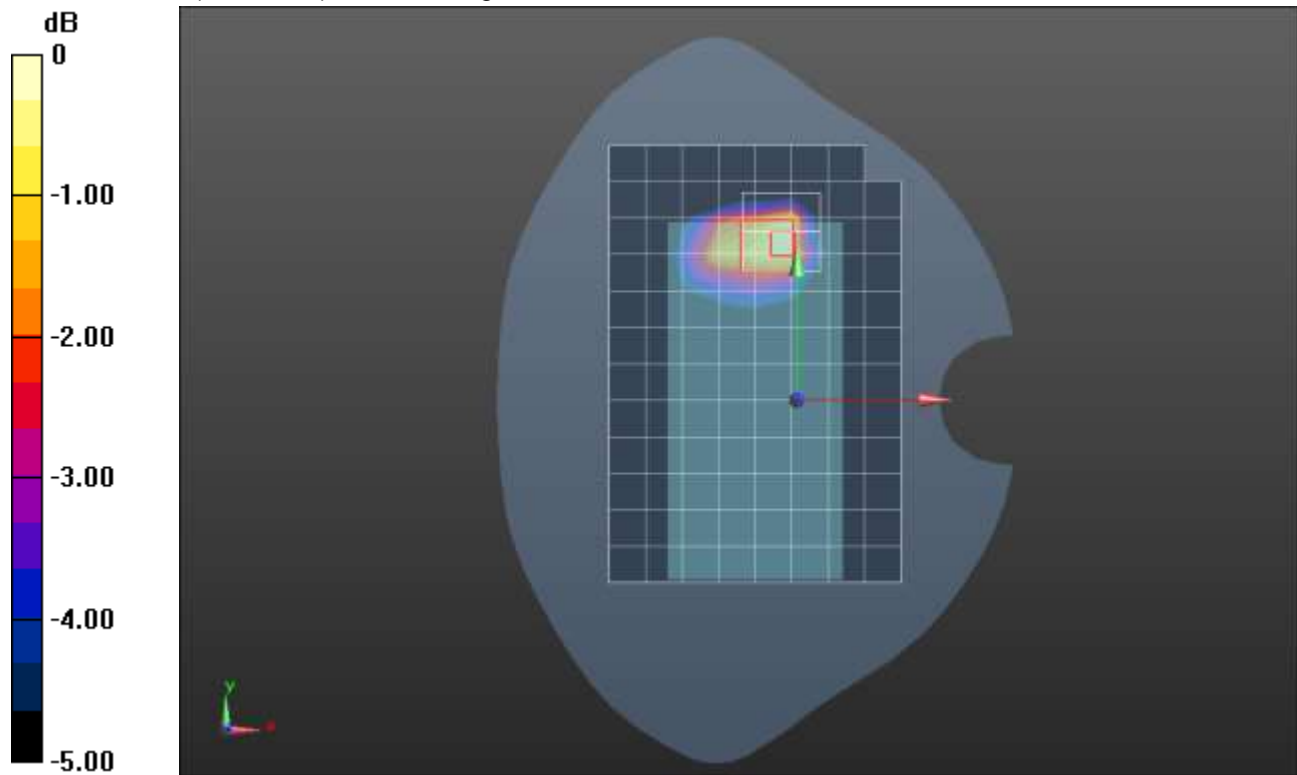
Reference Value = 24.30 V/m; Power Drift = 0.00 dB

Peak SAR (extrapolated) = 1.09 W/kg

SAR(1 g) = 0.503 W/kg; SAR(10 g) = 0.302 W/kg

[Info: Interpolated medium parameters used for SAR evaluation.](#)

Maximum value of SAR (measured) = 0.776 W/kg



0 dB = 0.776 W/kg = -1.10 dBW/kg

CDMA BC1 ANT 1

Frequency: 1880 MHz; Duty Cycle: 1:1; Room Ambient Temperature: 24.0°C; Liquid Temperature: 23.0°C

Medium parameters used: $f = 1880$ MHz; $\sigma = 1.419$ S/m; $\epsilon_r = 39.5$; $\rho = 1000$ kg/m³

DASY5 Configuration:

- Area Scan Setting: Find Secondary Maximum Within: 2.0 dB and with a peak SAR value greater than 0.0012W/kg
- Electronics: DAE4 Sn1380; Calibrated: 8/19/2020
- Probe: EX3DV4 - SN3749; ConvF(7.86, 7.86, 7.86) @ 1880 MHz; Calibrated: 2/5/2021
- Sensor-Surface: 1.4mm (Mechanical Surface Detection), Sensor-Surface: 2.5mm (Mechanical Surface Detection)
- Phantom: SAM with CRP; Type: SAM; Serial: 1751

RHS/Touch_1xRTT_RC3 SO55_ch 600/Area Scan (9x13x1): Measurement grid: dx=15mm, dy=15mm
Maximum value of SAR (measured) = 0.438 W/kg

RHS/Touch_1xRTT_RC3 SO55_ch 600/Zoom Scan (5x5x7)/Cube 0: Measurement grid: dx=8mm, dy=8mm, dz=5mm

Reference Value = 16.43 V/m; Power Drift = 0.02 dB


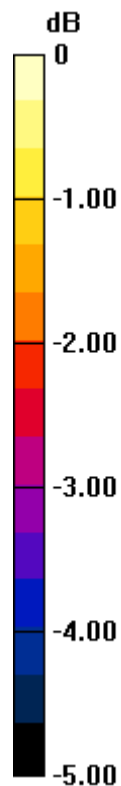
Peak SAR (extrapolated) = 0.529 W/kg

SAR(1 g) = 0.335 W/kg; SAR(10 g) = 0.207 W/kg

Smallest distance from peaks to all points 3 dB below = 12.4 mm

Ratio of SAR at M2 to SAR at M1 = 66.9%

Maximum value of SAR (measured) = 0.400 W/kg



0 dB = 0.400 W/kg = -3.98 dBW/kg

CDMA BC1 ANT 1

Frequency: 1880 MHz; Duty Cycle: 1:1; Room Ambient Temperature: 24.0°C; Liquid Temperature: 23.0°C

Medium parameters used: $f = 1880$ MHz; $\sigma = 1.438$ S/m; $\epsilon_r = 39.585$; $\rho = 1000$ kg/m³

DASY5 Configuration:

- Area Scan Setting: Find Secondary Maximum Within: 2.0 dB and with a peak SAR value greater than 0.0012W/kg
- Electronics: DAE4 Sn1380; Calibrated: 8/19/2020
- Probe: EX3DV4 - SN3749; ConvF(7.86, 7.86, 7.86) @ 1880 MHz; Calibrated: 2/5/2021
- Sensor-Surface: 2.5mm (Mechanical Surface Detection)
- Phantom: SAM v4.0(A); Type: QD000P40CD; Serial: 1632

Rear/1xRTT_RC3 SO32_ch 600/Area Scan (7x13x1): Measurement grid: dx=15mm, dy=15mm

Maximum value of SAR (measured) = 0.735 W/kg

Rear/1xRTT_RC3 SO32_ch 600/Zoom Scan (5x5x7)/Cube 0: Measurement grid: dx=8mm, dy=8mm, dz=5mm

Reference Value = 22.85 V/m; Power Drift = -0.04 dB

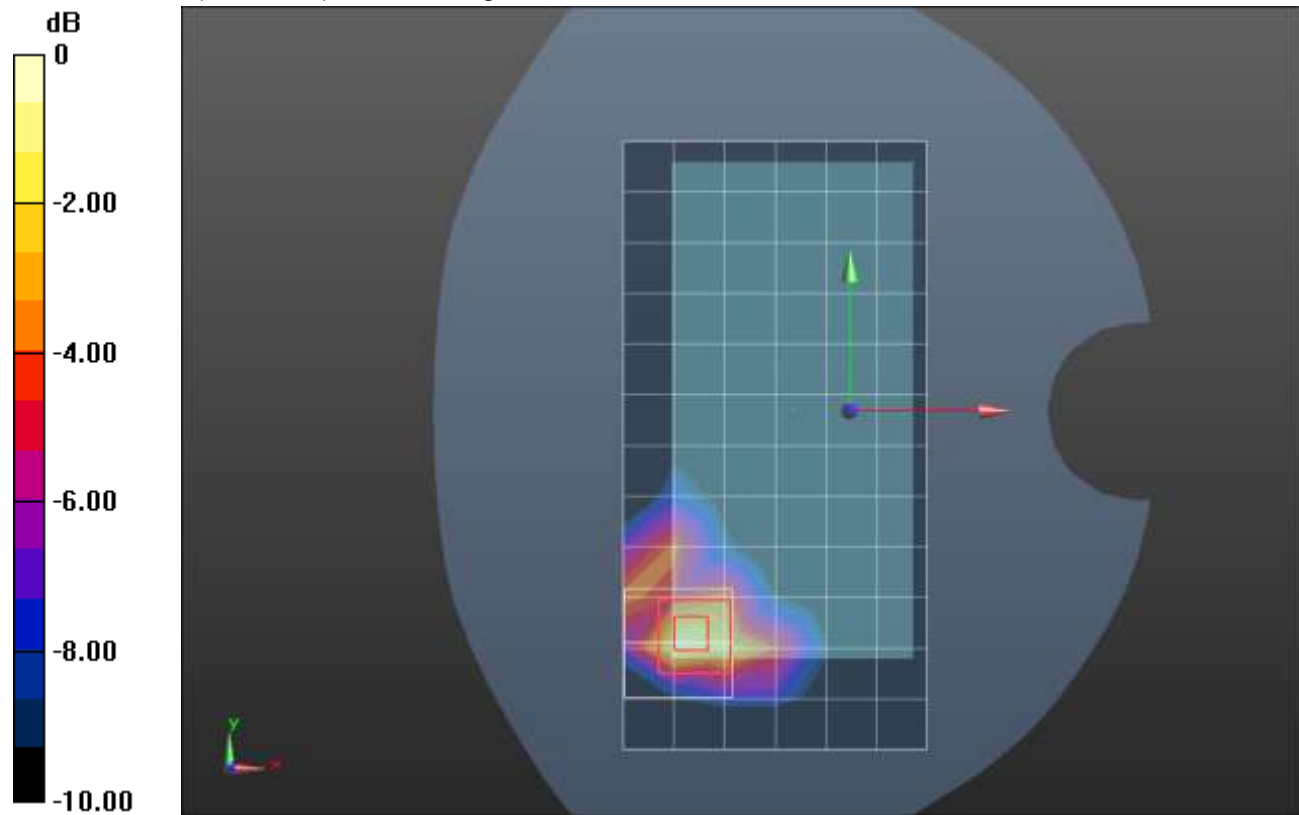
Peak SAR (extrapolated) = 1.33 W/kg

SAR(1 g) = 0.645 W/kg; SAR(10 g) = 0.310 W/kg

Smallest distance from peaks to all points 3 dB below = 9.6 mm

Ratio of SAR at M2 to SAR at M1 = 51.1%

Maximum value of SAR (measured) = 0.827 W/kg



0 dB = 0.827 W/kg = -0.82 dBW/kg

CDMA BC1 ANT 1

Frequency: 1851.25 MHz; Duty Cycle: 1:1; Room Ambient Temperature: 24.0°C; Liquid Temperature: 23.0°C
Medium parameters used (interpolated): $f = 1851.25$ MHz; $\sigma = 1.42$ S/m; $\epsilon_r = 39.645$; $\rho = 1000$ kg/m³

DASY5 Configuration:

- Area Scan Setting: Find Secondary Maximum Within: 2.0 dB and with a peak SAR value greater than 0.0012W/kg
- Electronics: DAE4 Sn1380; Calibrated: 8/19/2020
- Probe: EX3DV4 - SN3749; ConvF(7.86, 7.86, 7.86) @ 1851.25 MHz; Calibrated: 2/5/2021
- Sensor-Surface: 2.5mm (Mechanical Surface Detection)
- Phantom: SAM v4.0(A); Type: QD000P40CD; Serial: 1632

Edge 3/1xRTT_RC3 SO32_ch 25/Area Scan (5x9x1): Measurement grid: dx=15mm, dy=15mm
Maximum value of SAR (measured) = 0.625 W/kg

Edge 3/1xRTT_RC3 SO32_ch 25/Zoom Scan (5x5x7)/Cube 0: Measurement grid: dx=8mm, dy=8mm, dz=5mm

Reference Value = 21.15 V/m; Power Drift = -0.14 dB

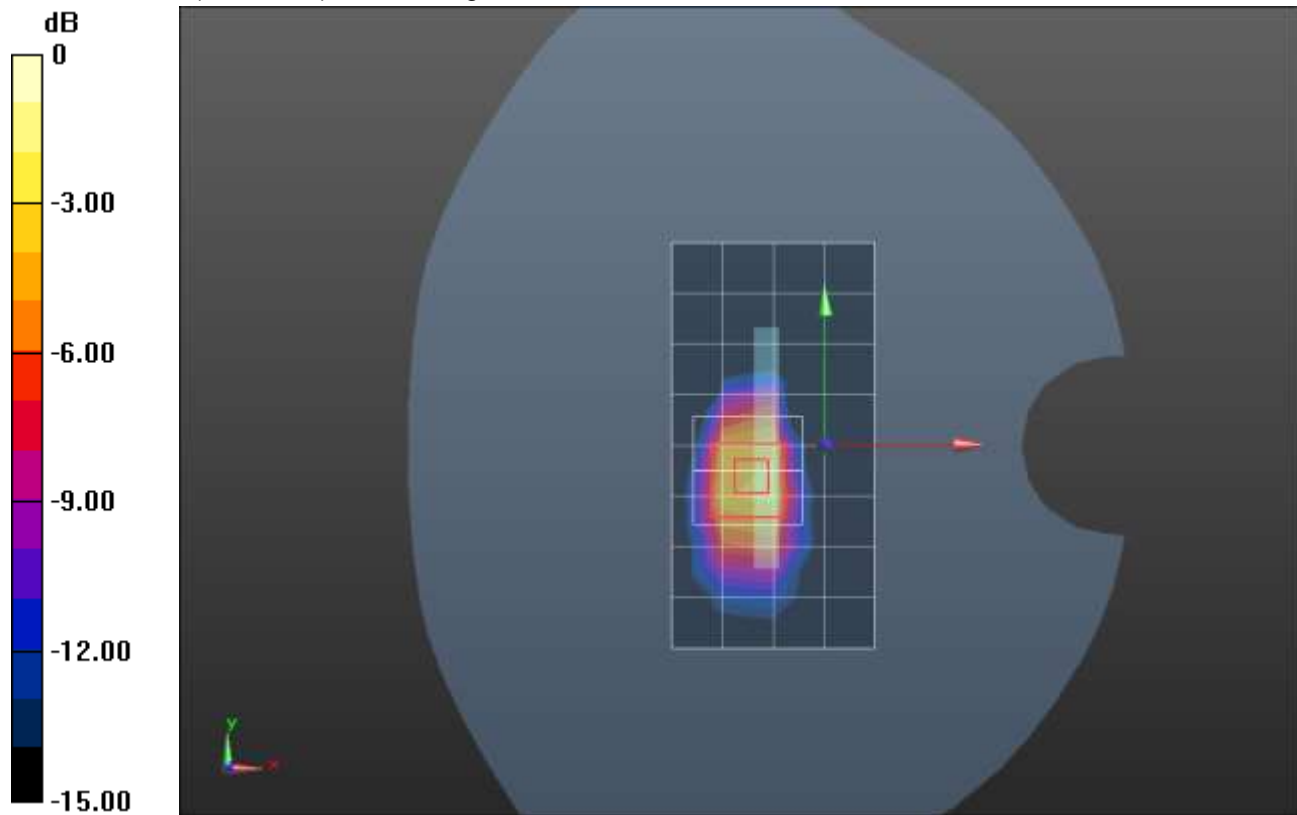
Peak SAR (extrapolated) = 1.58 W/kg

SAR(1 g) = 0.789 W/kg; SAR(10 g) = 0.368 W/kg

Smallest distance from peaks to all points 3 dB below = 8 mm

Ratio of SAR at M2 to SAR at M1 = 51.3%

Maximum value of SAR (measured) = 1.12 W/kg



0 dB = 1.12 W/kg = 0.49 dBW/kg

CDMA BC1 ANT 2

Frequency: 1880 MHz; Duty Cycle: 1:1; Room Ambient Temperature: 24.0°C; Liquid Temperature: 23.0°C

Medium parameters used: $f = 1880$ MHz; $\sigma = 1.438$ S/m; $\epsilon_r = 39.585$; $\rho = 1000$ kg/m³

DASY5 Configuration:

- Area Scan Setting: Find Secondary Maximum Within: 2.0 dB and with a peak SAR value greater than 0.0012W/kg
- Electronics: DAE4 Sn1380; Calibrated: 8/19/2020
- Probe: EX3DV4 - SN3749; ConvF(7.86, 7.86, 7.86) @ 1880 MHz; Calibrated: 2/5/2021
- Sensor-Surface: 1.4mm (Mechanical Surface Detection), Sensor-Surface: 2.5mm (Mechanical Surface Detection)
- Phantom: SAM v4.0(A); Type: QD000P40CD; Serial: 1632

RHS/Touch_1xEVDO Rel. 0_ch 600/Area Scan (8x13x1): Measurement grid: dx=15mm, dy=15mm
Maximum value of SAR (measured) = 1.27 W/kg

RHS/Touch_1xEVDO Rel. 0_ch 600/Zoom Scan (5x5x7)/Cube 0: Measurement grid: dx=8mm, dy=8mm, dz=5mm

Reference Value = 25.26 V/m; Power Drift = 0.09 dB

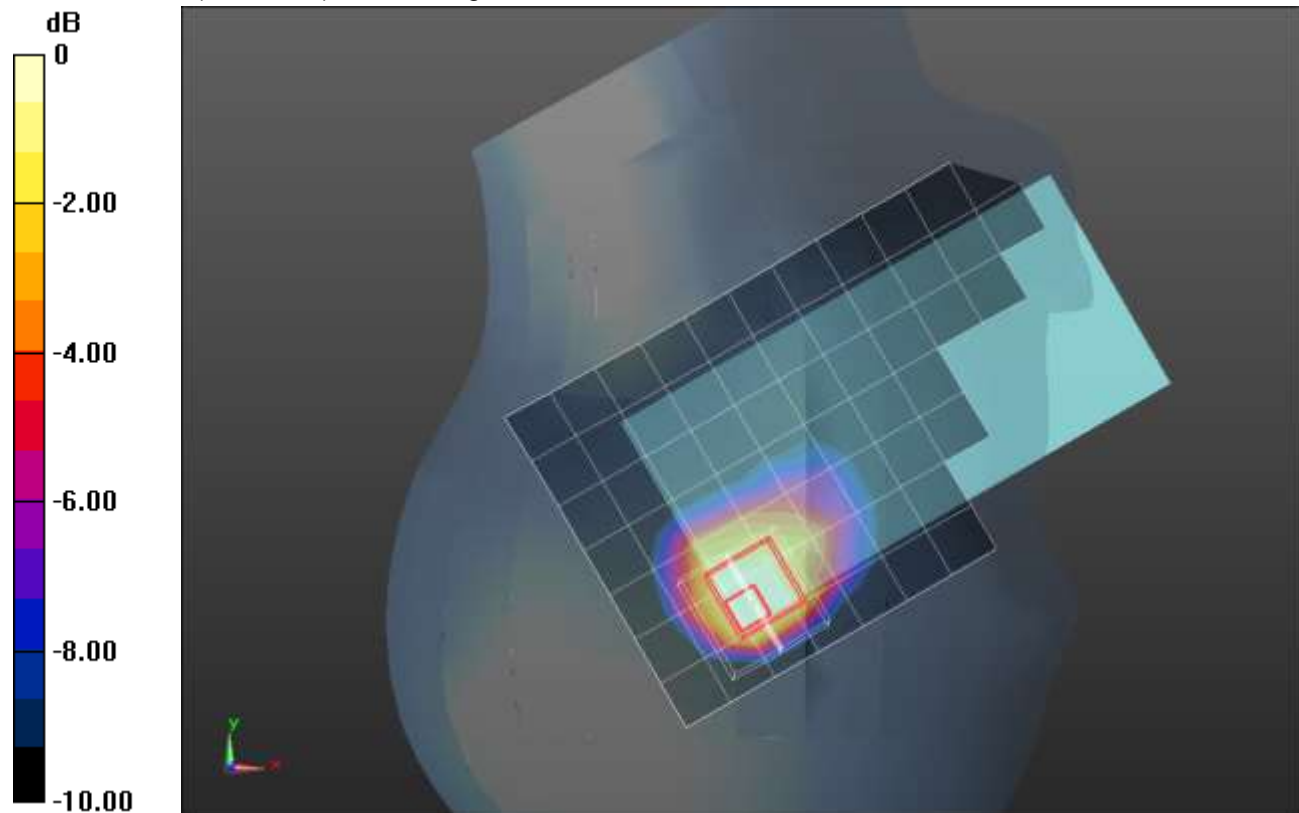
Peak SAR (extrapolated) = 1.97 W/kg

SAR(1 g) = 0.868 W/kg; SAR(10 g) = 0.462 W/kg

Smallest distance from peaks to all points 3 dB below = 7.2 mm

Ratio of SAR at M2 to SAR at M1 = 50%

Maximum value of SAR (measured) = 1.16 W/kg



0 dB = 1.16 W/kg = 0.64 dBW/kg

CDMA BC1 ANT 2

Frequency: 1908.75 MHz; Duty Cycle: 1:1; Room Ambient Temperature: 24.0°C; Liquid Temperature: 23.0°C
Medium parameters used (interpolated): $f = 1908.75$ MHz; $\sigma = 1.456$ S/m; $\epsilon_r = 39.356$; $\rho = 1000$ kg/m³

DASY5 Configuration:

- Area Scan Setting: Find Secondary Maximum Within: 2.0 dB and with a peak SAR value greater than 0.0012W/kg
- Electronics: DAE4 Sn1380; Calibrated: 8/19/2020
- Probe: EX3DV4 - SN3749; ConvF(7.86, 7.86, 7.86) @ 1908.75 MHz; Calibrated: 2/5/2021
- Sensor-Surface: 2.5mm (Mechanical Surface Detection)
- Phantom: SAM v4.0(A); Type: QD000P40CD; Serial: 1632

Rear/1xRTT_RC3 SO32_ch 1175/Area Scan (8x13x1): Measurement grid: dx=15mm, dy=15mm
Maximum value of SAR (measured) = 1.32 W/kg

Rear/1xRTT_RC3 SO32_ch 1175/Zoom Scan (5x5x7)/Cube 0: Measurement grid: dx=8mm, dy=8mm, dz=5mm

Reference Value = 30.26 V/m; Power Drift = 0.07 dB

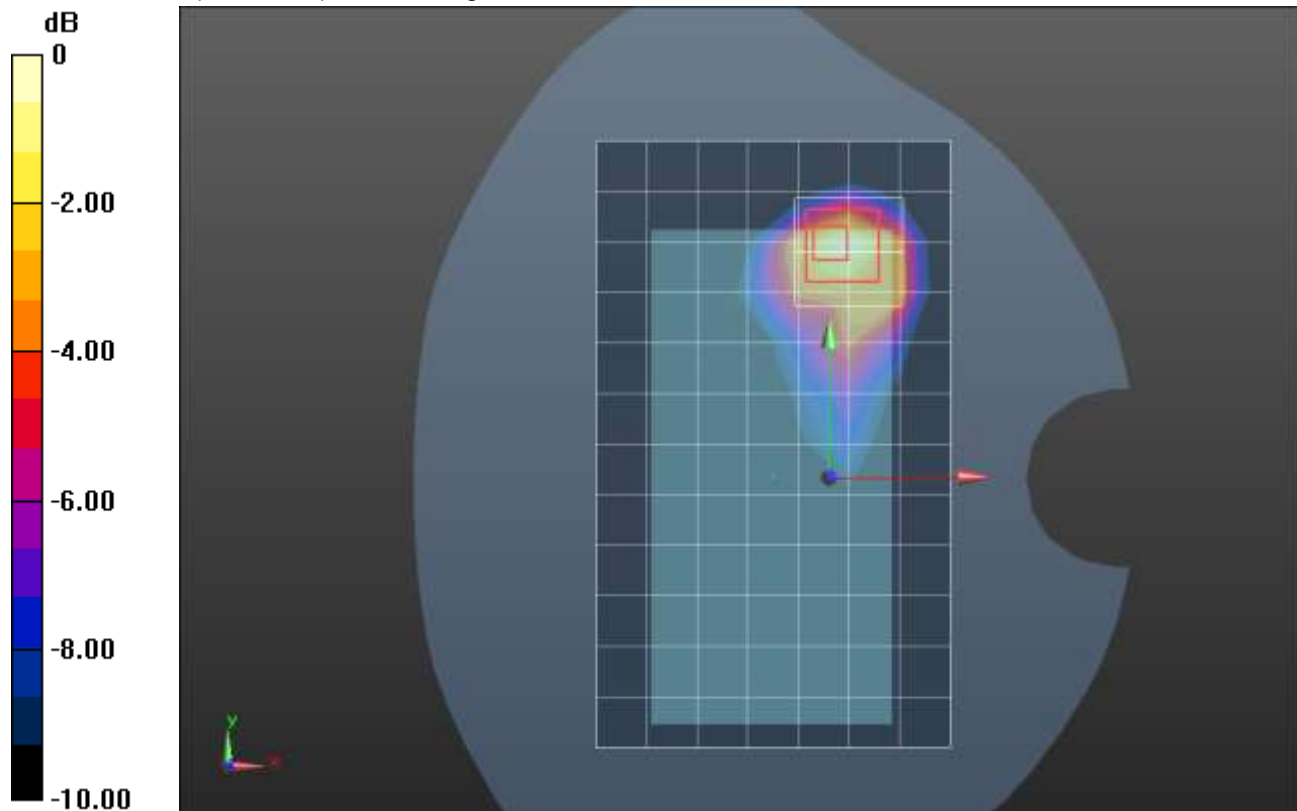
Peak SAR (extrapolated) = 2.06 W/kg

SAR(1 g) = 0.887 W/kg; SAR(10 g) = 0.417 W/kg

Smallest distance from peaks to all points 3 dB below = 8 mm

Ratio of SAR at M2 to SAR at M1 = 42.7%

Maximum value of SAR (measured) = 1.32 W/kg



0 dB = 1.32 W/kg = 1.21 dBW/kg

CDMA BC10 ANT 1

Frequency: 820 MHz; Duty Cycle: 1:1; Room Ambient Temperature: 24.0°C; Liquid Temperature: 23.0°C

Medium parameters used: $f = 820$ MHz; $\sigma = 0.933$ S/m; $\epsilon_r = 40.383$; $\rho = 1000$ kg/m³

DASY5 Configuration:

- Area Scan Setting: Find Secondary Maximum Within: 2.0 dB and with a peak SAR value greater than 0.0012W/kg
- Electronics: DAE4 Sn1545; Calibrated: 2/22/2021
- Probe: EX3DV4 - SN7448; ConvF(9.76, 9.76, 9.76) @ 820 MHz; Calibrated: 2/26/2021
- Sensor-Surface: 1.4mm (Mechanical Surface Detection)
- Phantom: SAM with CRP v5.0; Type: QD000P40CD; Serial: TP:xxxx

RHS/Touch_1xRTT RC3 SO55_ch 560/Area Scan (8x13x1): Measurement grid: dx=15mm, dy=15mm

Maximum value of SAR (measured) = 0.331 W/kg

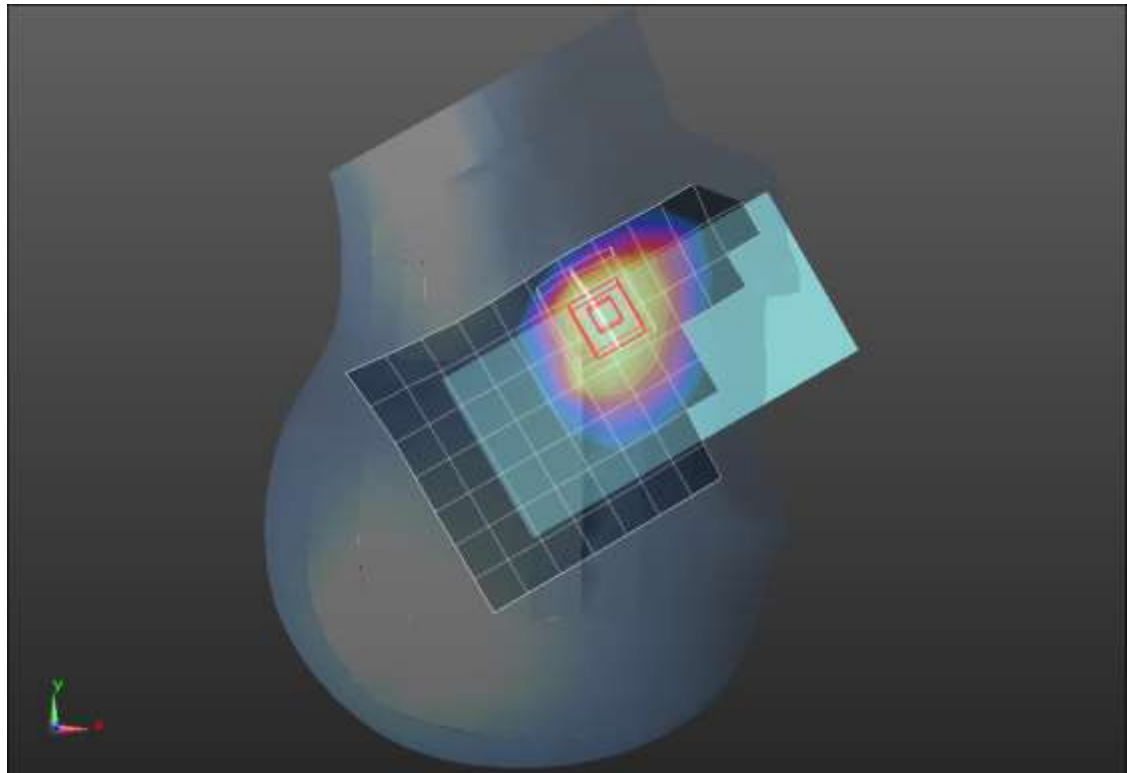
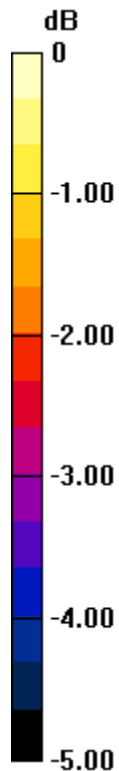
RHS/Touch_1xRTT RC3 SO55_ch 560/Zoom Scan (5x5x7)/Cube 0: Measurement grid: dx=8mm, dy=8mm, dz=5mm

Reference Value = 17.18 V/m; Power Drift = -0.01 dB

Peak SAR (extrapolated) = 0.409 W/kg

SAR(1 g) = 0.274 W/kg; SAR(10 g) = 0.207 W/kg

Maximum value of SAR (measured) = 0.345 W/kg



0 dB = 0.345 W/kg = -4.62 dBW/kg

CDMA BC10 ANT 1

Frequency: 820 MHz; Duty Cycle: 1:1; Room Ambient Temperature: 24.0°C; Liquid Temperature: 23.0°C
Medium parameters used: $f = 820$ MHz; $\sigma = 0.894$ S/m; $\epsilon_r = 41.837$; $\rho = 1000$ kg/m³

DASY5 Configuration:

- Area Scan Setting: Find Secondary Maximum Within: 2.0 dB and with a peak SAR value greater than 0.0012W/kg
- Electronics: DAE4 Sn1545; Calibrated: 2/22/2021
- Probe: EX3DV4 - SN7448; ConvF(9.76, 9.76, 9.76) @ 820 MHz; Calibrated: 2/26/2021
- Sensor-Surface: 1.4mm (Mechanical Surface Detection)
- Phantom: SAM with CRP v5.0; Type: QD000P40CD; Serial: TP:xxxx

Rear/1xRTT RC3 SO32_ch 560/Area Scan (9x13x1): Measurement grid: dx=15mm, dy=15mm
Maximum value of SAR (measured) = 1.23 W/kg

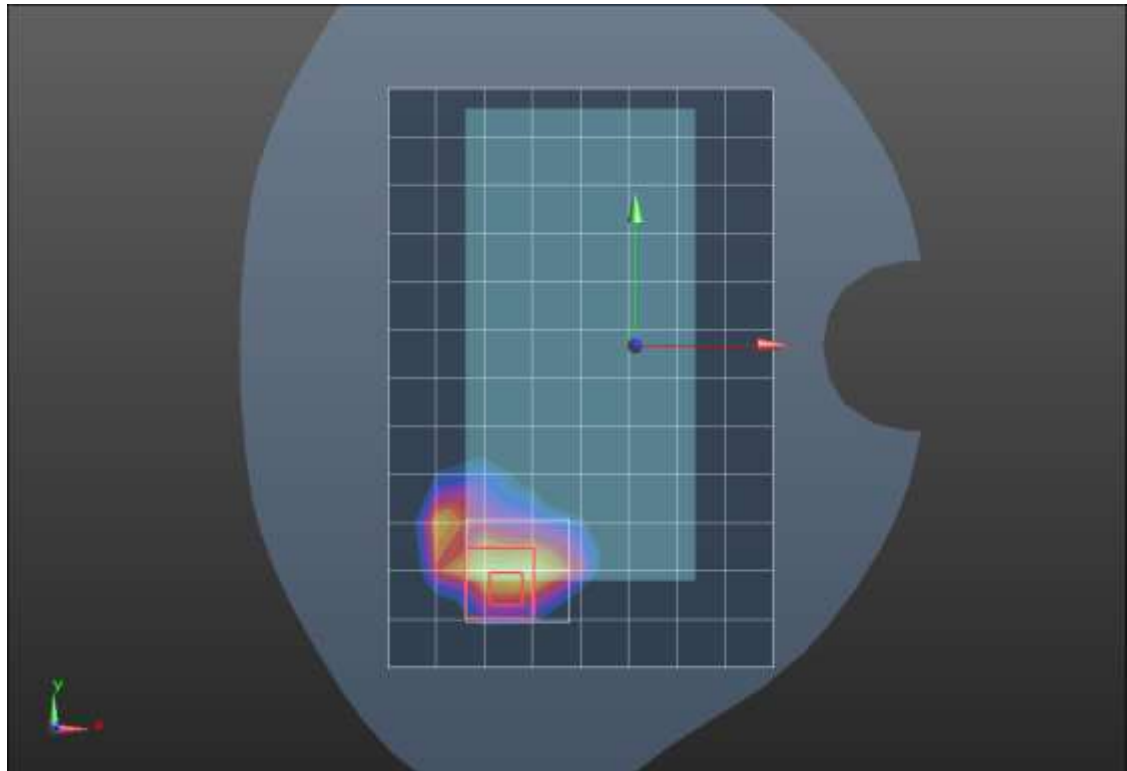
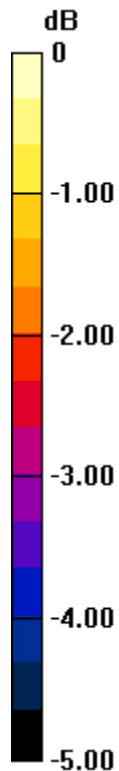
Rear/1xRTT RC3 SO32_ch 560/Zoom Scan (5x5x7)/Cube 0: Measurement grid: dx=8mm, dy=8mm, dz=5mm

Reference Value = 32.74 V/m; Power Drift = -0.17 dB

Peak SAR (extrapolated) = 1.78 W/kg

SAR(1 g) = 0.790 W/kg; SAR(10 g) = 0.417 W/kg

Maximum value of SAR (measured) = 1.36 W/kg



0 dB = 1.36 W/kg = 1.34 dBW/kg

CDMA BC10 ANT 2

Frequency: 820 MHz; Duty Cycle: 1:1; Room Ambient Temperature: 24.0°C; Liquid Temperature: 23.0°C

Medium parameters used: $f = 820$ MHz; $\sigma = 0.933$ S/m; $\epsilon_r = 40.383$; $\rho = 1000$ kg/m³

DASY5 Configuration:

- Area Scan Setting: Find Secondary Maximum Within: 2.0 dB and with a peak SAR value greater than 0.0012W/kg
- Electronics: DAE4 Sn1545; Calibrated: 2/22/2021
- Probe: EX3DV4 - SN7448; ConvF(9.76, 9.76, 9.76) @ 820 MHz; Calibrated: 2/26/2021
- Sensor-Surface: 1.4mm (Mechanical Surface Detection)
- Phantom: SAM with CRP v5.0; Type: QD000P40CD; Serial: TP:xxxx

LHS/Touch_1xEVDO Rel. 0_ch 384/Area Scan (8x13x1): Measurement grid: dx=15mm, dy=15mm
Maximum value of SAR (measured) = 0.891 W/kg

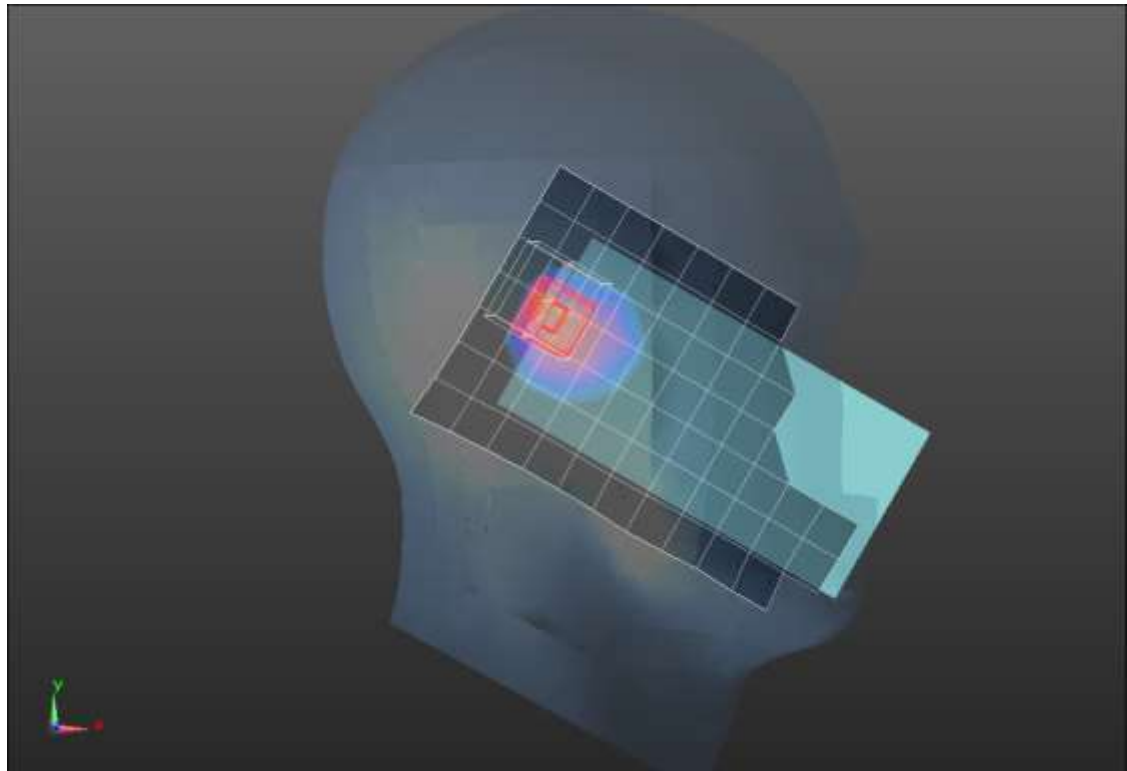
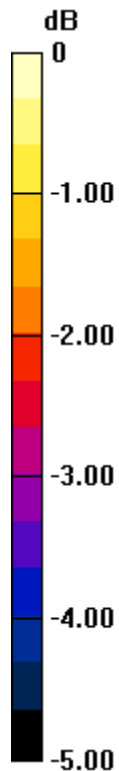
LHS/Touch_1xEVDO Rel. 0_ch 384/Zoom Scan (5x5x7)/Cube 0: Measurement grid: dx=8mm, dy=8mm, dz=5mm

Reference Value = 27.03 V/m; Power Drift = 0.03 dB

Peak SAR (extrapolated) = 1.94 W/kg

SAR(1 g) = 0.855 W/kg; SAR(10 g) = 0.498 W/kg

Maximum value of SAR (measured) = 1.38 W/kg



0 dB = 1.38 W/kg = 1.40 dBW/kg

CDMA BC10 ANT 2

Frequency: 820 MHz; Duty Cycle: 1:1; Room Ambient Temperature: 24.0°C; Liquid Temperature: 23.0°C

Medium parameters used: $f = 820$ MHz; $\sigma = 0.933$ S/m; $\epsilon_r = 40.383$; $\rho = 1000$ kg/m³

DASY5 Configuration:

- Area Scan Setting: Find Secondary Maximum Within: 2.0 dB and with a peak SAR value greater than 0.0012W/kg
- Electronics: DAE4 Sn1545; Calibrated: 2/22/2021
- Probe: EX3DV4 - SN7448; ConvF(9.76, 9.76, 9.76) @ 820 MHz; Calibrated: 2/26/2021
- Sensor-Surface: 1.4mm (Mechanical Surface Detection)
- Phantom: SAM with CRP v5.0; Type: QD000P40CD; Serial: TP:xxxx

Rear/1xRTT RC3 SO32_ch 560/Area Scan (9x13x1): Measurement grid: dx=15mm, dy=15mm

Maximum value of SAR (measured) = 0.565 W/kg

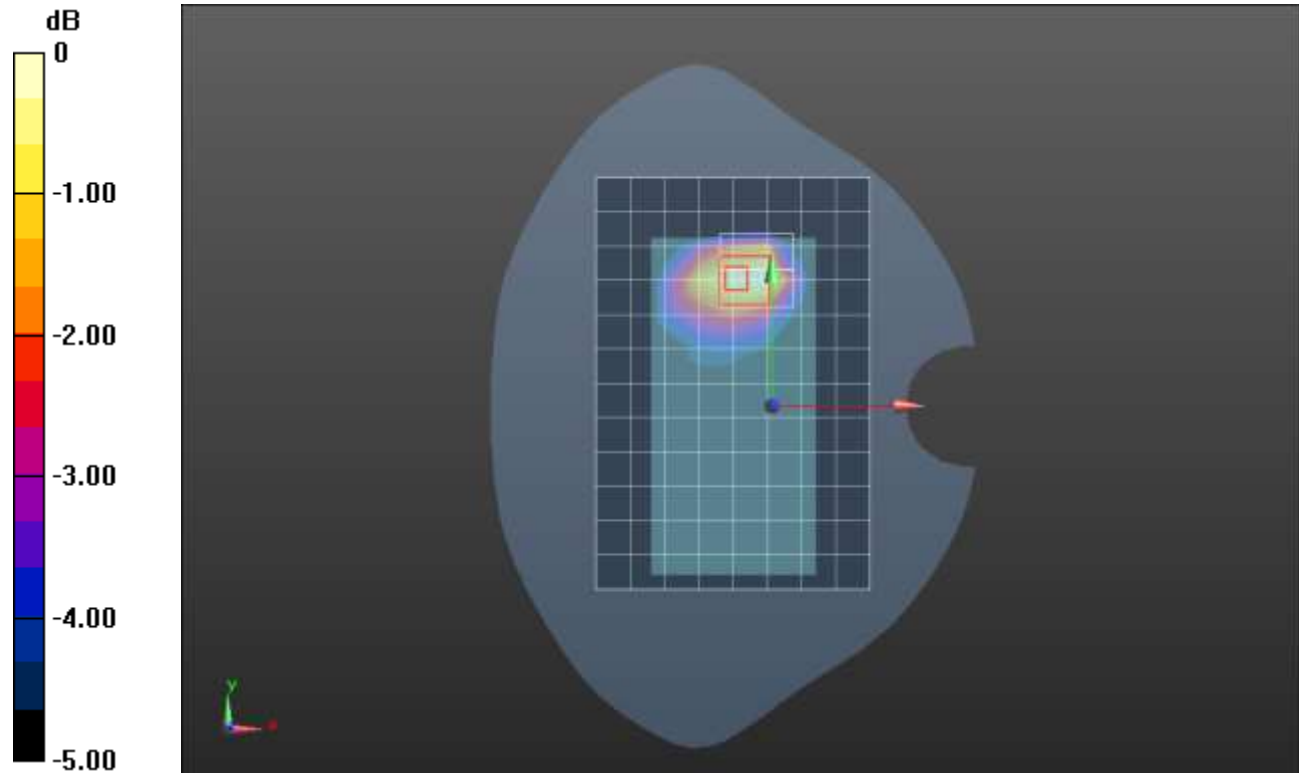
Rear/1xRTT RC3 SO32_ch 560/Zoom Scan (5x5x7)/Cube 0: Measurement grid: dx=8mm, dy=8mm, dz=5mm

Reference Value = 22.74 V/m; Power Drift = 0.04 dB

Peak SAR (extrapolated) = 0.740 W/kg

SAR(1 g) = 0.384 W/kg; SAR(10 g) = 0.240 W/kg

Maximum value of SAR (measured) = 0.558 W/kg



0 dB = 0.558 W/kg = -2.53 dBW/kg

LTE Band 5 ANT 1

Frequency: 836.5 MHz; Duty Cycle: 1:1; Room Ambient Temperature: 24.0°C; Liquid Temperature: 23.0°C

Medium parameters used (interpolated): $f = 836.5$ MHz; $\sigma = 0.914$ S/m; $\epsilon_r = 42.195$; $\rho = 1000$ kg/m³

DASY5 Configuration:

- Area Scan Setting: Find Secondary Maximum Within: 2.0 dB and with a peak SAR value greater than 0.0012W/kg
- Electronics: DAE4 Sn1545; Calibrated: 2/22/2021
- Probe: EX3DV4 - SN7448; ConvF(9.76, 9.76, 9.76) @ 836.5 MHz; Calibrated: 2/26/2021
- Sensor-Surface: 1.4mm (Mechanical Surface Detection)
- Phantom: SAM with CRP v5.0; Type: QD000P40CD; Serial: TP:xxxx

RHS/Touch_QPSK RB 1,25 Ch 20525/Area Scan (8x13x1): Measurement grid: dx=15mm, dy=15mm

[Info: Interpolated medium parameters used for SAR evaluation.](#)

Maximum value of SAR (measured) = 0.236 W/kg

RHS/Touch_QPSK RB 1,25 Ch 20525/Zoom Scan (7x6x7)/Cube 0: Measurement grid: dx=8mm, dy=8mm, dz=5mm

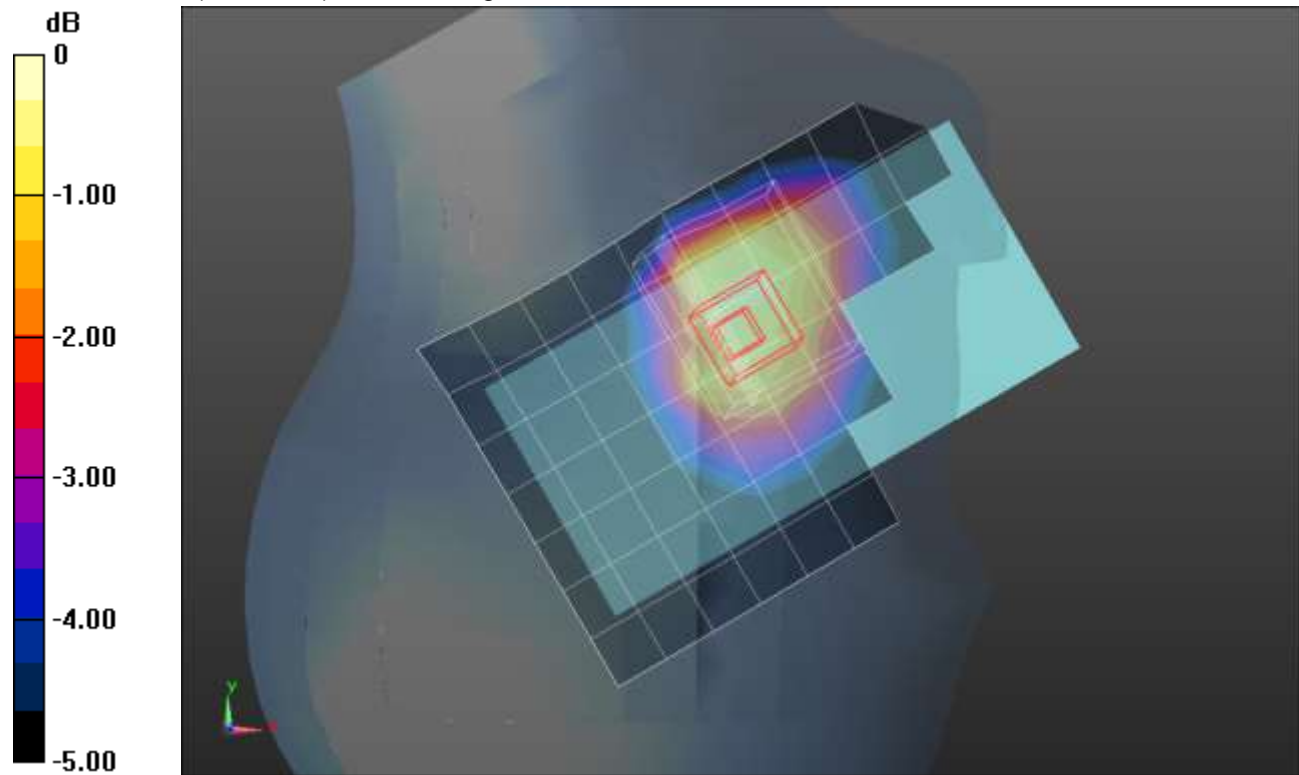
Reference Value = 15.29 V/m; Power Drift = 0.17 dB

Peak SAR (extrapolated) = 0.288 W/kg

SAR(1 g) = 0.206 W/kg; SAR(10 g) = 0.157 W/kg

[Info: Interpolated medium parameters used for SAR evaluation.](#)

Maximum value of SAR (measured) = 0.263 W/kg



0 dB = 0.263 W/kg = -5.80 dBW/kg

LTE Band 5 ANT 1

Frequency: 836.5 MHz; Duty Cycle: 1:1; Room Ambient Temperature: 24.0°C; Liquid Temperature: 23.0°C

Medium parameters used (interpolated): $f = 836.5$ MHz; $\sigma = 0.914$ S/m; $\epsilon_r = 42.195$; $\rho = 1000$ kg/m³

DASY5 Configuration:

- Area Scan Setting: Find Secondary Maximum Within: 2.0 dB and with a peak SAR value greater than 0.0012W/kg
- Electronics: DAE4 Sn1545; Calibrated: 2/22/2021
- Probe: EX3DV4 - SN7448; ConvF(9.76, 9.76, 9.76); Calibrated: 2/26/2021;
- Sensor-Surface: 1.4mm (Mechanical Surface Detection)
- Phantom: SAM with CRP v5.0; Type: QD000P40CD; Serial: TP:xxxx

Rear/QPSK RB 25,12 Ch 20525/Area Scan (9x14x1): Measurement grid: dx=15mm, dy=15mm

[Info: Interpolated medium parameters used for SAR evaluation.](#)

Maximum value of SAR (measured) = 1.29 W/kg

Rear/QPSK RB 25,12 Ch 20525/Zoom Scan (5x5x7)/Cube 0: Measurement grid: dx=8mm, dy=8mm, dz=5mm

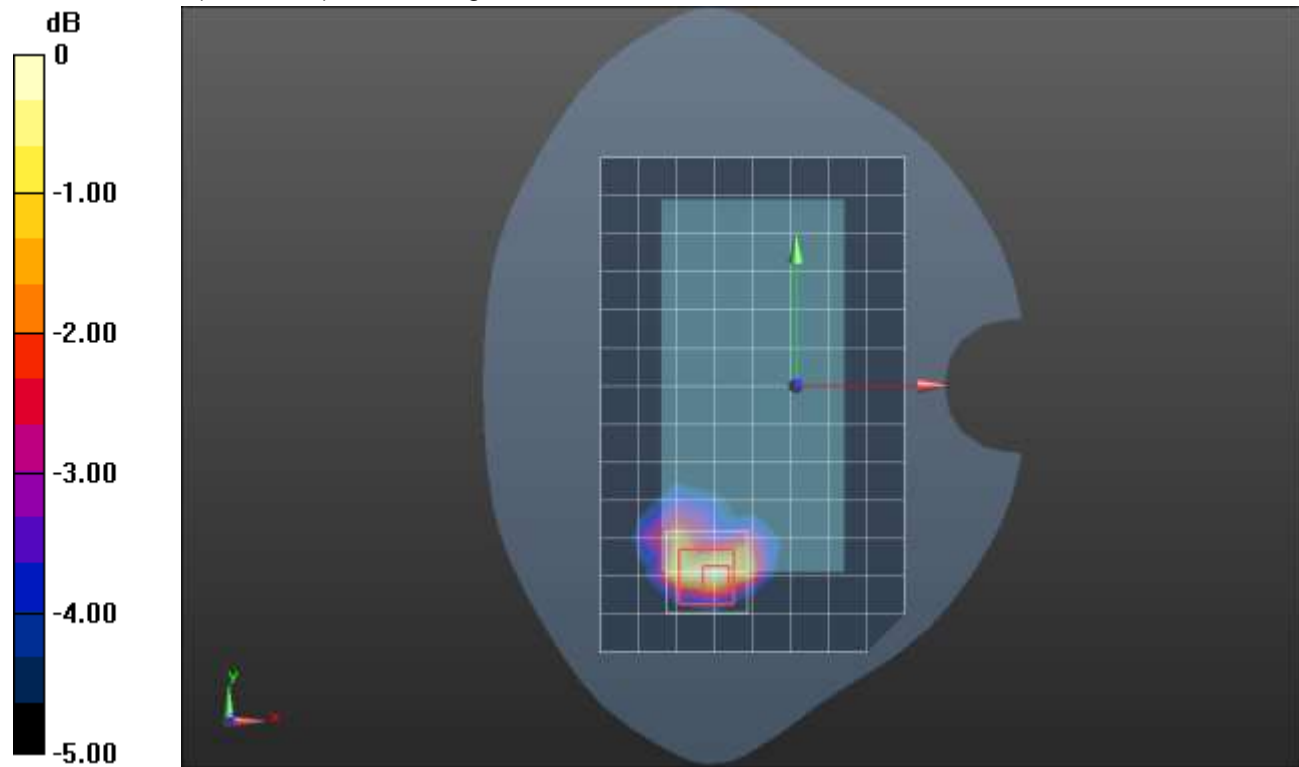
Reference Value = 14.013 V/m; Power Drift = -0.05 dB

Peak SAR (extrapolated) = 1.57 W/kg

SAR(1 g) = 0.728 W/kg; SAR(10 g) = 0.382 W/kg

[Info: Interpolated medium parameters used for SAR evaluation.](#)

Maximum value of SAR (measured) = 1.23 W/kg



0 dB = 1.23 W/kg = 0.90 dBW/kg

LTE Band 5 ANT 2

Frequency: 836.5 MHz; Duty Cycle: 1:1; Room Ambient Temperature: 24.0°C; Liquid Temperature: 23.0°C

Medium parameters used (interpolated): $f = 836.5$ MHz; $\sigma = 0.914$ S/m; $\epsilon_r = 42.195$; $\rho = 1000$ kg/m³

DASY5 Configuration:

- Area Scan Setting: Find Secondary Maximum Within: 2.0 dB and with a peak SAR value greater than 0.0012W/kg
- Electronics: DAE4 Sn1545; Calibrated: 2/22/2021
- Probe: EX3DV4 - SN7448; ConvF(9.76, 9.76, 9.76) @ 836.5 MHz; Calibrated: 2/26/2021
- Sensor-Surface: 1.4mm (Mechanical Surface Detection)
- Phantom: SAM with CRP v5.0; Type: QD000P40CD; Serial: TP:xxxx

LHS/Touch_QPSK RB 1,25 Ch 20525/Area Scan (8x14x1): Measurement grid: dx=15mm, dy=15mm

[Info: Interpolated medium parameters used for SAR evaluation.](#)

Maximum value of SAR (measured) = 0.946 W/kg

LHS/Touch_QPSK RB 1,25 Ch 20525/Zoom Scan (5x5x7)/Cube 0: Measurement grid: dx=8mm, dy=8mm, dz=5mm


Reference Value = 27.91 V/m; Power Drift = -0.14 dB

Peak SAR (extrapolated) = 1.66 W/kg

SAR(1 g) = 0.823 W/kg; SAR(10 g) = 0.521 W/kg

[Info: Interpolated medium parameters used for SAR evaluation.](#)

Maximum value of SAR (measured) = 1.30 W/kg



0 dB = 1.30 W/kg = 1.14 dBW/kg

LTE Band 5 ANT 2

Frequency: 836.5 MHz; Duty Cycle: 1:1; Room Ambient Temperature: 24.0°C; Liquid Temperature: 23.0°C

Medium parameters used (interpolated): $f = 836.5$ MHz; $\sigma = 0.914$ S/m; $\epsilon_r = 42.195$; $\rho = 1000$ kg/m³

DASY5 Configuration:

- Area Scan Setting: Find Secondary Maximum Within: 2.0 dB and with a peak SAR value greater than 0.0012W/kg
- Electronics: DAE4 Sn1545; Calibrated: 2/22/2021
- Probe: EX3DV4 - SN7448; ConvF(9.76, 9.76, 9.76) @ 836.5 MHz; Calibrated: 2/26/2021
- Sensor-Surface: 1.4mm (Mechanical Surface Detection)
- Phantom: SAM with CRP v5.0; Type: QD000P40CD; Serial: TP:xxxx

Rear/QPSK RB 1,25 Ch 20525/Area Scan (9x13x1): Measurement grid: dx=15mm, dy=15mm

[Info: Interpolated medium parameters used for SAR evaluation.](#)

Maximum value of SAR (measured) = 0.428 W/kg

Rear/QPSK RB 1,25 Ch 20525/Zoom Scan (5x5x7)/Cube 0: Measurement grid: dx=8mm, dy=8mm, dz=5mm

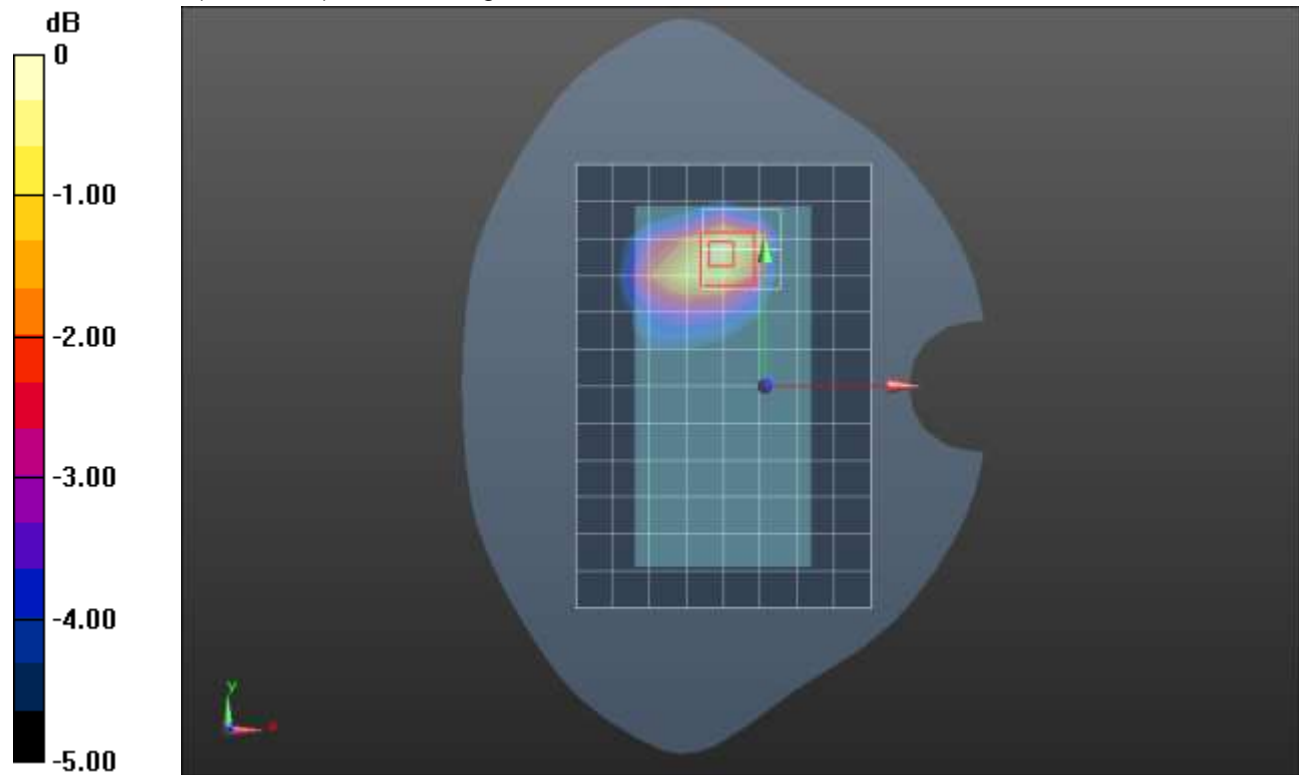
Reference Value = 21.42 V/m; Power Drift = 0.09 dB

Peak SAR (extrapolated) = 0.579 W/kg

SAR(1 g) = 0.349 W/kg; SAR(10 g) = 0.213 W/kg

[Info: Interpolated medium parameters used for SAR evaluation.](#)

Maximum value of SAR (measured) = 0.481 W/kg



0 dB = 0.481 W/kg = -3.18 dBW/kg

LTE Band 7 ANT 1

Frequency: 2535 MHz; Duty Cycle: 1:1; Room Ambient Temperature: 24.0°C; Liquid Temperature: 23.0°C

Medium parameters used: $f = 2535$ MHz; $\sigma = 1.842$ S/m; $\epsilon_r = 39.055$; $\rho = 1000$ kg/m³

DASY5 Configuration:

- Area Scan Setting: Find Secondary Maximum Within: 2.0 dB and with a peak SAR value greater than 0.0012W/kg
- Electronics: DAE4 Sn1377; Calibrated: 9/10/2020
- Probe: EX3DV4 - SN7335; ConvF(7.67, 7.67, 7.67) @ 2535 MHz; Calibrated: 2/25/2021
- Sensor-Surface: 1.4mm (Mechanical Surface Detection)
- Phantom: Twin-SAM V8.0 (20deg probe tilt); Type: QD 000 P41 AA; Serial: 1957

RHS/Touch_QPSK RB 1,49 Ch 21100/Area Scan (10x15x1): Measurement grid: dx=12mm, dy=12mm
Maximum value of SAR (measured) = 1.41 W/kg

RHS/Touch_QPSK RB 1,49 Ch 21100/Zoom Scan (7x7x7)/Cube 0: Measurement grid: dx=5mm, dy=5mm, dz=5mm

Reference Value = 24.88 V/m; Power Drift = -0.00 dB

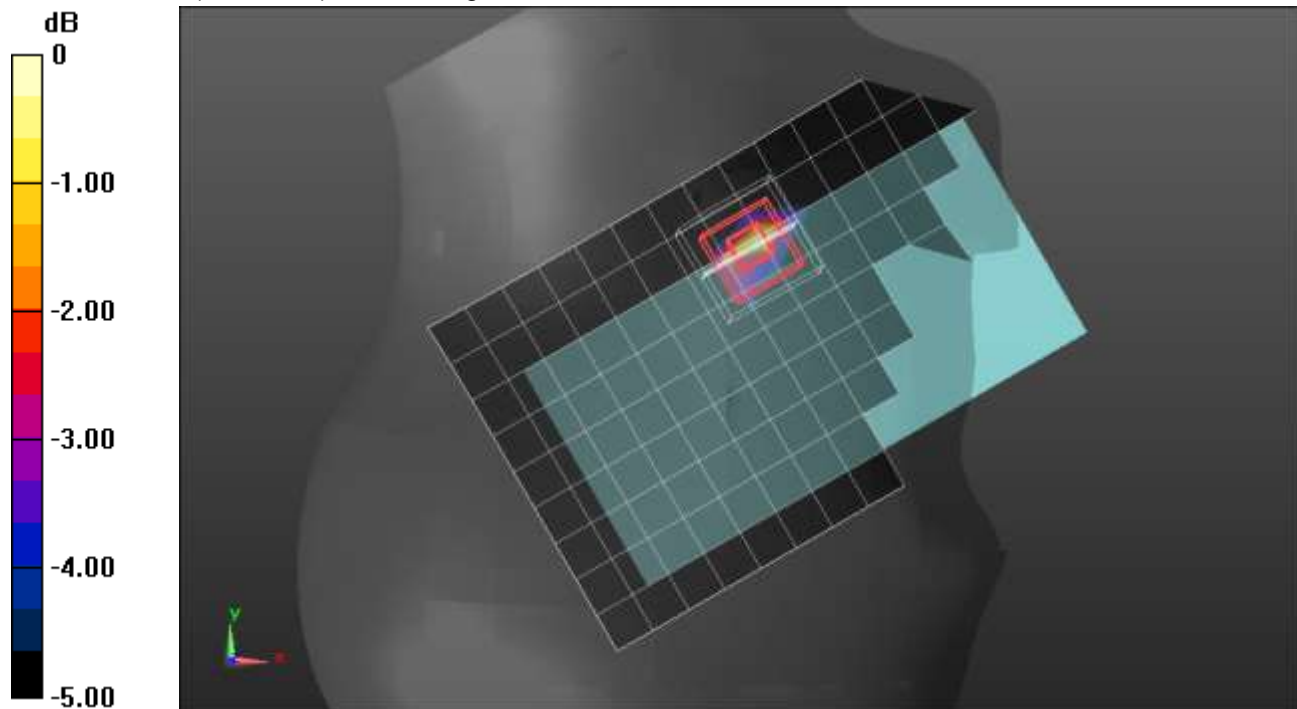
Peak SAR (extrapolated) = 1.78 W/kg

SAR(1 g) = 0.798 W/kg; SAR(10 g) = 0.365 W/kg

Smallest distance from peaks to all points 3 dB below = 7.7 mm

Ratio of SAR at M2 to SAR at M1 = 45.6%

Maximum value of SAR (measured) = 1.43 W/kg



0 dB = 1.43 W/kg = 1.55 dBW/kg

LTE Band 7 ANT 1

Frequency: 2535 MHz; Duty Cycle: 1:1; Room Ambient Temperature: 24.0°C; Liquid Temperature: 23.0°C

Medium parameters used: $f = 2535$ MHz; $\sigma = 1.865$ S/m; $\epsilon_r = 37.512$; $\rho = 1000$ kg/m³

DASY5 Configuration:

- Area Scan Setting: Find Secondary Maximum Within: 2.0 dB and with a peak SAR value greater than 0.0012W/kg
- Electronics: DAE4 Sn1239; Calibrated: 7/29/2020
- Probe: EX3DV4 - SN7498; ConvF(7.66, 7.66, 7.66) @ 2535 MHz; Calibrated: 3/18/2021
- Sensor-Surface: 1.4mm (Mechanical Surface Detection)
- Phantom: Twin-SAM V8.0 (20deg probe tilt); Type: QD 000 P41 Ax; Serial: xxxx

Rear/QPSK RB 50,24 Ch 21100/Area Scan (10x16x1): Measurement grid: dx=12mm, dy=12mm

Maximum value of SAR (measured) = 1.16 W/kg

Rear/QPSK RB 50,24 Ch 21100/Zoom Scan (7x7x7)/Cube 0: Measurement grid: dx=5mm, dy=5mm, dz=5mm

Reference Value = 22.88 V/m; Power Drift = 0.02 dB

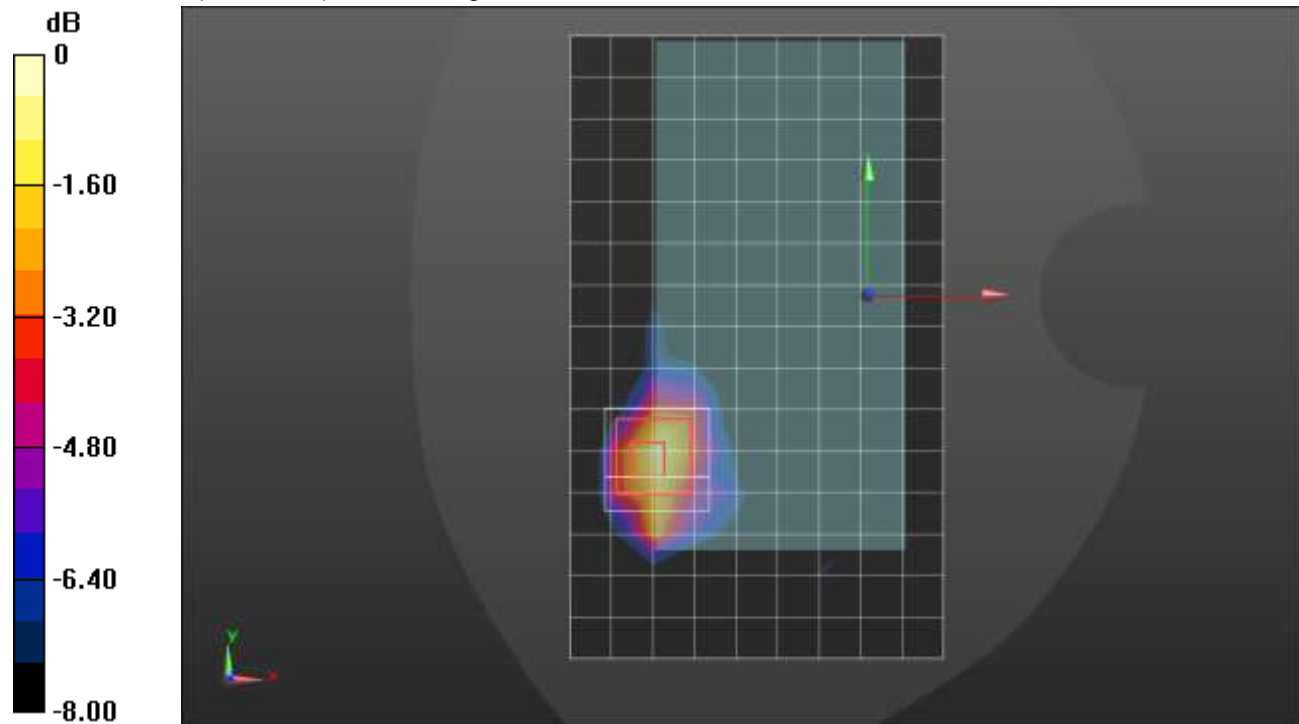
Peak SAR (extrapolated) = 1.59 W/kg

SAR(1 g) = 0.696 W/kg; SAR(10 g) = 0.324 W/kg

Smallest distance from peaks to all points 3 dB below = 8 mm

Ratio of SAR at M2 to SAR at M1 = 43%

Maximum value of SAR (measured) = 1.21 W/kg



0 dB = 1.21 W/kg = 0.83 dBW/kg

LTE Band 7 ANT 1

Frequency: 2510 MHz; Duty Cycle: 1:1; Room Ambient Temperature: 24.0°C; Liquid Temperature: 23.0°C

Medium parameters used: $f = 2510$ MHz; $\sigma = 1.856$ S/m; $\epsilon_r = 37.581$; $\rho = 1000$ kg/m³

DASY5 Configuration:

- Area Scan Setting: Find Secondary Maximum Within: 2.0 dB and with a peak SAR value greater than 0.0012W/kg
- Electronics: DAE4 Sn1239; Calibrated: 7/29/2020
- Probe: EX3DV4 - SN7498; ConvF(7.66, 7.66, 7.66) @ 2510 MHz; Calibrated: 3/18/2021
- Sensor-Surface: 1.4mm (Mechanical Surface Detection)
- Phantom: Twin-SAM V8.0 (20deg probe tilt); Type: QD 000 P41 Ax; Serial: xxxx

Edge 2/QPSK RB 50,24 Ch 20850/Area Scan (9x16x1): Measurement grid: dx=12mm, dy=12mm
Maximum value of SAR (measured) = 1.17 W/kg

Edge 2/QPSK RB 50,24 Ch 20850/Zoom Scan (7x7x7)/Cube 0: Measurement grid: dx=5mm, dy=5mm, dz=5mm

Reference Value = 23.25 V/m; Power Drift = -0.04 dB

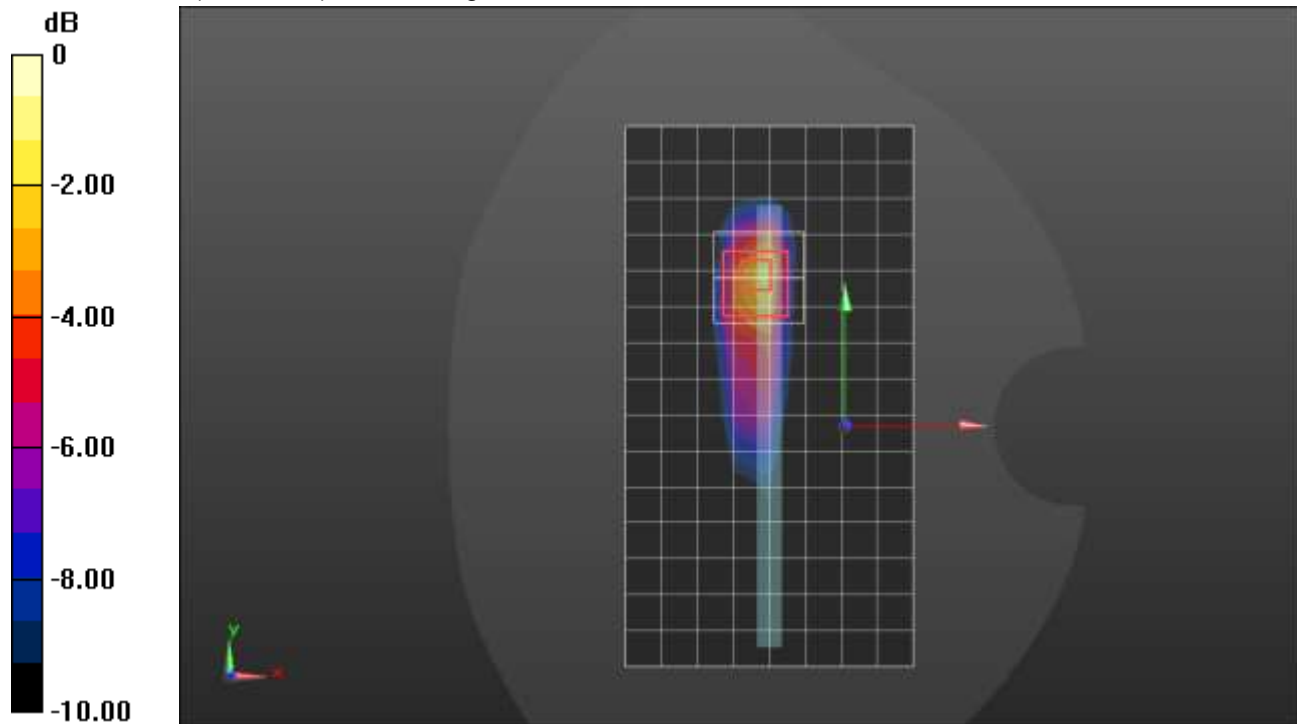
Peak SAR (extrapolated) = 2.12 W/kg

SAR(1 g) = 0.882 W/kg; SAR(10 g) = 0.359 W/kg

Smallest distance from peaks to all points 3 dB below = 6.1 mm

Ratio of SAR at M2 to SAR at M1 = 44.5%

Maximum value of SAR (measured) = 1.60 W/kg



0 dB = 1.60 W/kg = 2.04 dBW/kg

LTE Band 7 ANT 2

Frequency: 2535 MHz; Duty Cycle: 1:1; Room Ambient Temperature: 24.0°C; Liquid Temperature: 23.0°C

Medium parameters used: $f = 2535$ MHz; $\sigma = 1.842$ S/m; $\epsilon_r = 37.592$; $\rho = 1000$ kg/m³

DASY5 Configuration:

- Area Scan Setting: Find Secondary Maximum Within: 2.0 dB and with a peak SAR value greater than 0.0012W/kg
- Electronics: DAE4 Sn1472; Calibrated: 1/28/2021
- Probe: EX3DV4 - SN7587; ConvF(7.33, 7.33, 7.33) @ 2535 MHz; Calibrated: 4/27/2021
- Sensor-Surface: 1.4mm (Mechanical Surface Detection)
- Phantom: Twin-SAM V5.0 (30deg probe tilt); Type: QD 000 P40 CD; Serial: 1629

RHS/Touch_QPSK RB 50,24 Ch 21100/Area Scan (9x16x1): Measurement grid: dx=12mm, dy=12mm
Maximum value of SAR (measured) = 1.48 W/kg

RHS/Touch_QPSK RB 50,24 Ch 21100/Zoom Scan (7x7x7)/Cube 0: Measurement grid: dx=5mm, dy=5mm, dz=5mm

Reference Value = 27.47 V/m; Power Drift = 0.01 dB

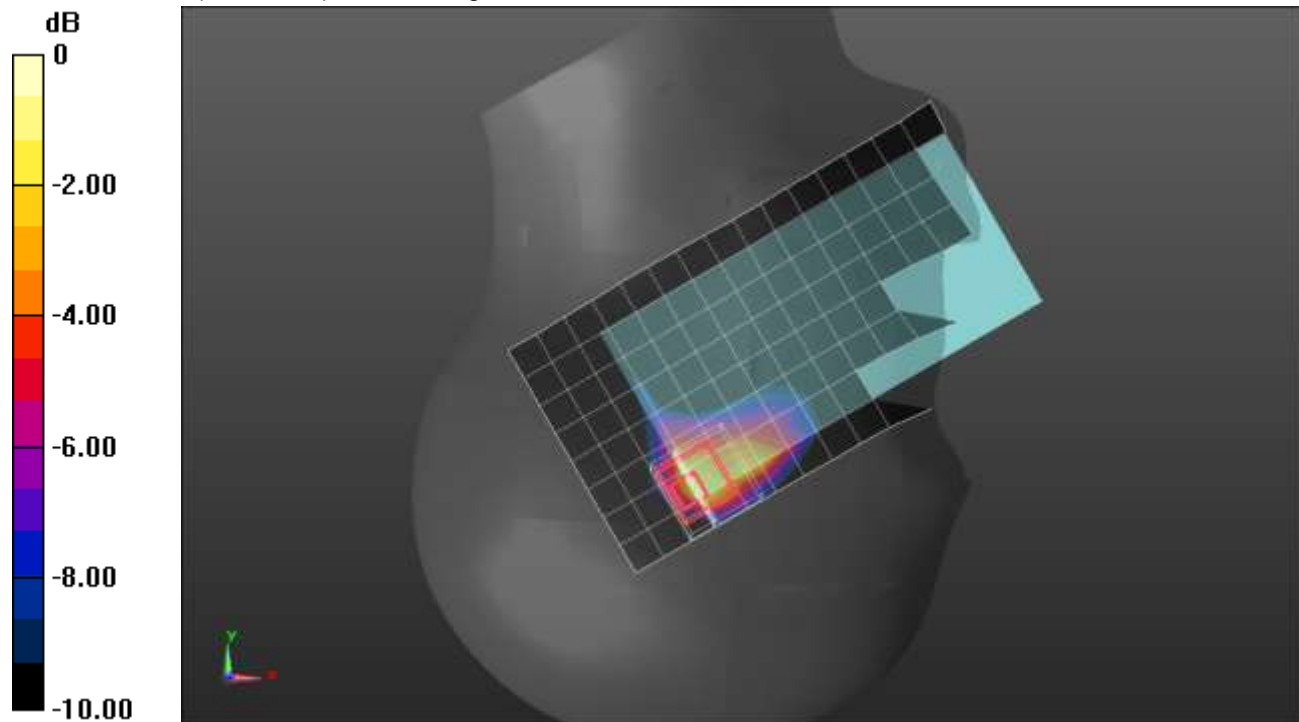
Peak SAR (extrapolated) = 2.34 W/kg

SAR(1 g) = 0.868 W/kg; SAR(10 g) = 0.372 W/kg

Smallest distance from peaks to all points 3 dB below = 5 mm

Ratio of SAR at M2 to SAR at M1 = 37.5%

Maximum value of SAR (measured) = 1.79 W/kg



0 dB = 1.79 W/kg = 2.53 dBW/kg

LTE Band 7 ANT 2

Frequency: 2535 MHz; Duty Cycle: 1:1; Room Ambient Temperature: 24.0°C; Liquid Temperature: 23.0°C

Medium parameters used: $f = 2535$ MHz; $\sigma = 1.846$ S/m; $\epsilon_r = 40.021$; $\rho = 1000$ kg/m³

DASY5 Configuration:

- Area Scan Setting: Find Secondary Maximum Within: 2.0 dB and with a peak SAR value greater than 0.0012W/kg
- Electronics: DAE4 Sn1239; Calibrated: 7/29/2020
- Probe: EX3DV4 - SN7498; ConvF(7.66, 7.66, 7.66) @ 2535 MHz; Calibrated: 3/18/2021
- Sensor-Surface: 1.4mm (Mechanical Surface Detection)
- Phantom: Twin-SAM V8.0 (20deg probe tilt); Type: QD 000 P41 Ax; Serial: xxxx

Rear/QPSK RB 100,0 Ch 21100/Area Scan (10x16x1): Measurement grid: dx=12mm, dy=12mm

Maximum value of SAR (measured) = 1.27 W/kg

Rear/QPSK RB 100,0 Ch 21100/Zoom Scan (7x7x7)/Cube 0: Measurement grid: dx=5mm, dy=5mm, dz=5mm

Reference Value = 23.46 V/m; Power Drift = 0.01 dB

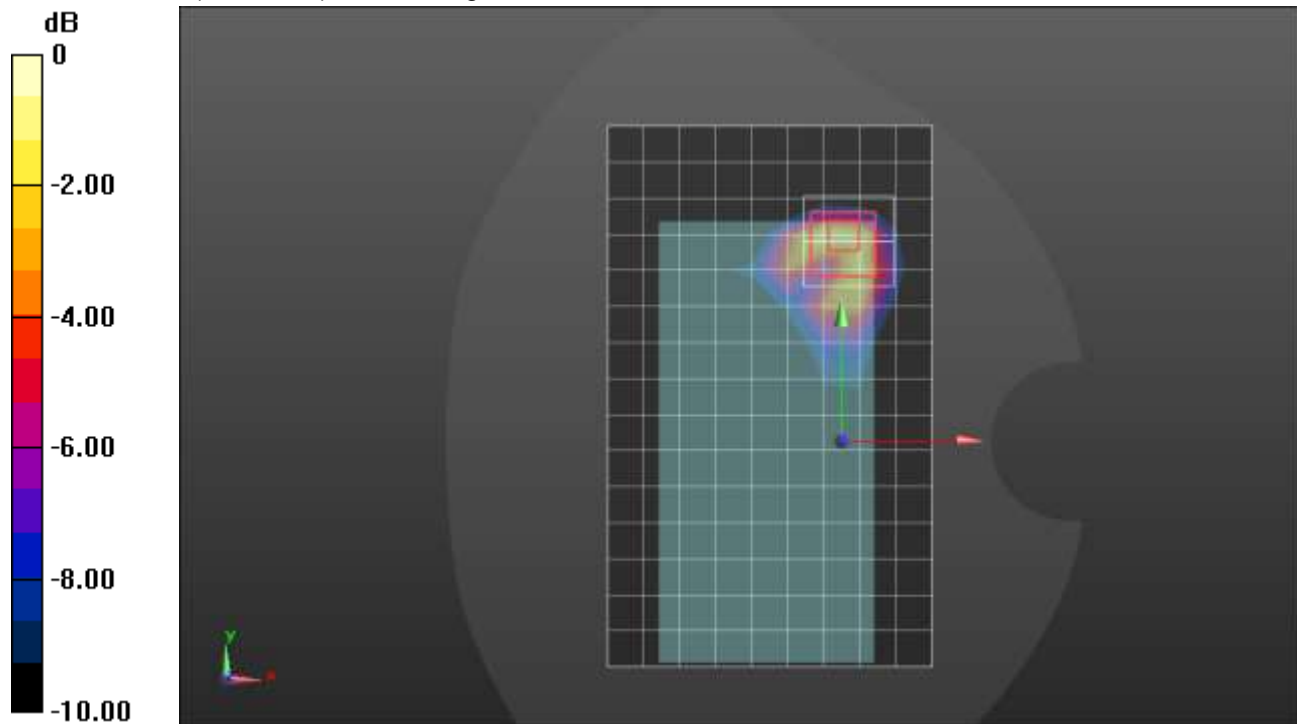
Peak SAR (extrapolated) = 2.11 W/kg

SAR(1 g) = 0.792 W/kg; SAR(10 g) = 0.324 W/kg

Smallest distance from peaks to all points 3 dB below = 5 mm

Ratio of SAR at M2 to SAR at M1 = 37.4%

Maximum value of SAR (measured) = 1.57 W/kg



0 dB = 1.57 W/kg = 1.96 dBW/kg

LTE Band 7 ANT 3

Frequency: 2535 MHz; Duty Cycle: 1:1; Room Ambient Temperature: 24.0°C; Liquid Temperature: 23.0°C

Medium parameters used: $f = 2535$ MHz; $\sigma = 1.954$ S/m; $\epsilon_r = 38.654$; $\rho = 1000$ kg/m³

DASY5 Configuration:

- Area Scan Setting: Find Secondary Maximum Within: 2.0 dB and with a peak SAR value greater than 0.0012W/kg
- Electronics: DAE4 Sn1673; Calibrated: 5/6/2021
- Probe: EX3DV4 - SN3991; ConvF(7.44, 7.44, 7.44) @ 2535 MHz; Calibrated: 7/27/2020
- Sensor-Surface: 2.5mm (Mechanical Surface Detection)
- Phantom: Twin-SAM V5.0 (20deg probe tilt); Type: QD 000 P40 CD; Serial: xxxx

LHS/Touch_QPSK RB 50,24 Ch 21100/Area Scan (11x16x1): Measurement grid: dx=12mm, dy=12mm

Maximum value of SAR (measured) = 0.491 W/kg

LHS/Touch_QPSK RB 50,24 Ch 21100/Zoom Scan (7x7x7)/Cube 0: Measurement grid: dx=5mm, dy=5mm, dz=5mm

Reference Value = 16.06 V/m; Power Drift = 0.04 dB


Peak SAR (extrapolated) = 0.675 W/kg

SAR(1 g) = 0.382 W/kg; SAR(10 g) = 0.208 W/kg

Smallest distance from peaks to all points 3 dB below = 10.2 mm

Ratio of SAR at M2 to SAR at M1 = 55.5%

Maximum value of SAR (measured) = 0.489 W/kg



0 dB = 0.489 W/kg = -3.11 dBW/kg

LTE Band 7 ANT 3

Frequency: 2510 MHz; Duty Cycle: 1:1; Room Ambient Temperature: 24.0°C; Liquid Temperature: 23.0°C

Medium parameters used: $f = 2510$ MHz; $\sigma = 1.856$ S/m; $\epsilon_r = 37.581$; $\rho = 1000$ kg/m³

DASY5 Configuration:

- Area Scan Setting: Find Secondary Maximum Within: 2.0 dB and with a peak SAR value greater than 0.0012W/kg
- Electronics: DAE4 Sn1239; Calibrated: 7/29/2020
- Probe: EX3DV4 - SN7498; ConvF(7.66, 7.66, 7.66) @ 2510 MHz; Calibrated: 3/18/2021
- Sensor-Surface: 1.4mm (Mechanical Surface Detection (Locations From Previous Scan Used)), Sensor-Surface: 1.4mm (Mechanical Surface Detection)
- Phantom: Twin-SAM V8.0 (20deg probe tilt); Type: QD 000 P41 Ax; Serial: xxxx

Rear/QPSK RB 50,24 Ch 20850/Area Scan (10x16x1): Measurement grid: dx=12mm, dy=12mm

Maximum value of SAR (measured) = 1.29 W/kg

Rear/QPSK RB 50,24 Ch 20850/Zoom Scan (7x7x7)/Cube 0: Measurement grid: dx=5mm, dy=5mm, dz=5mm

Reference Value = 24.10 V/m; Power Drift = 0.09 dB

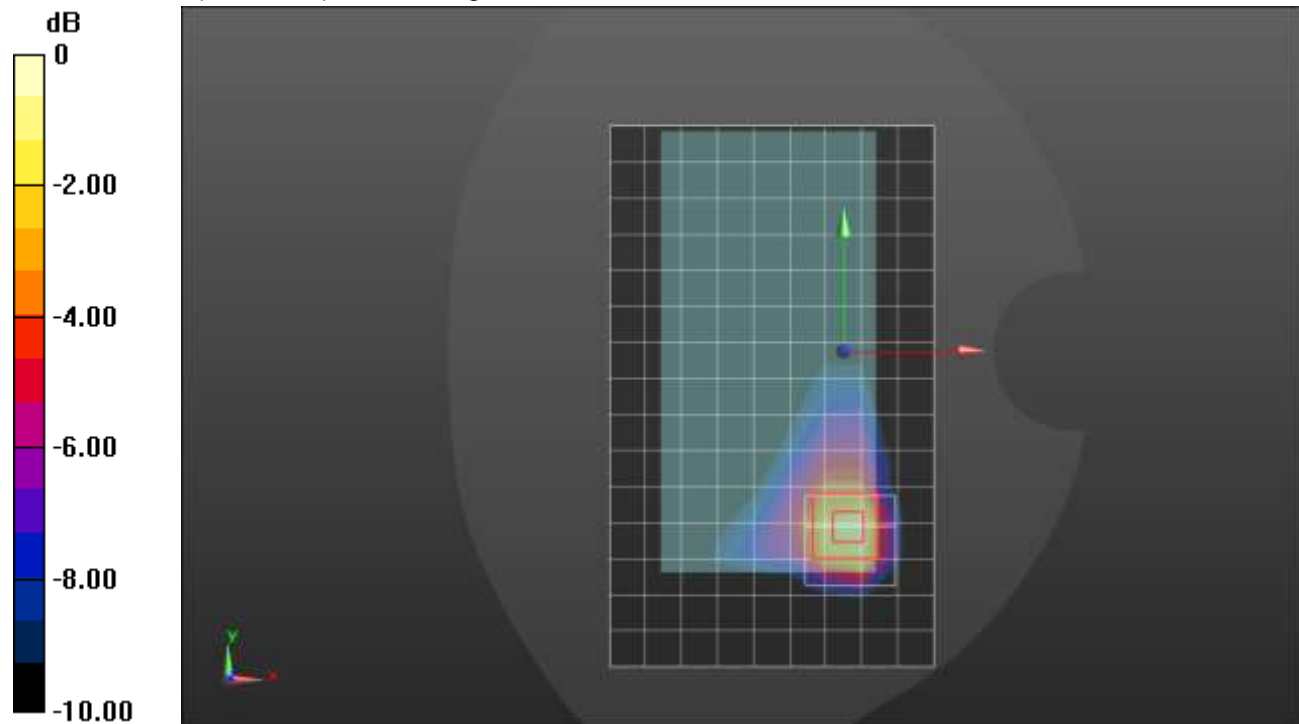
Peak SAR (extrapolated) = 1.75 W/kg

SAR(1 g) = 0.822 W/kg; SAR(10 g) = 0.384 W/kg

Smallest distance from peaks to all points 3 dB below = 8.6 mm

Ratio of SAR at M2 to SAR at M1 = 47.9%

Maximum value of SAR (measured) = 1.41 W/kg



LTE Band 7 ANT 4

Frequency: 2510 MHz; Duty Cycle: 1:1; Room Ambient Temperature: 24.0°C; Liquid Temperature: 23.0°C

Medium parameters used: $f = 2510$ MHz; $\sigma = 1.893$ S/m; $\epsilon_r = 40.438$; $\rho = 1000$ kg/m³

DASY5 Configuration:

- Area Scan Setting: Find Secondary Maximum Within: 2.0 dB and with a peak SAR value greater than 0.0012W/kg
- Electronics: DAE4 Sn1377; Calibrated: 9/10/2020
- Probe: EX3DV4 - SN7335; ConvF(7.67, 7.67, 7.67) @ 2510 MHz; Calibrated: 2/25/2021
- Sensor-Surface: 1.4mm (Mechanical Surface Detection)
- Phantom: Twin-SAM V8.0 (20deg probe tilt); Type: QD 000 P41 AA; Serial: 1957

LHS/Touch_QPSK RB 50,24 Ch 20850/Area Scan (9x16x1): Measurement grid: dx=12mm, dy=12mm
Maximum value of SAR (measured) = 1.26 W/kg

LHS/Touch_QPSK RB 50,24 Ch 20850/Zoom Scan (8x8x7)/Cube 0: Measurement grid: dx=5mm, dy=5mm, dz=5mm

Reference Value = 23.42 V/m; Power Drift = -0.01 dB

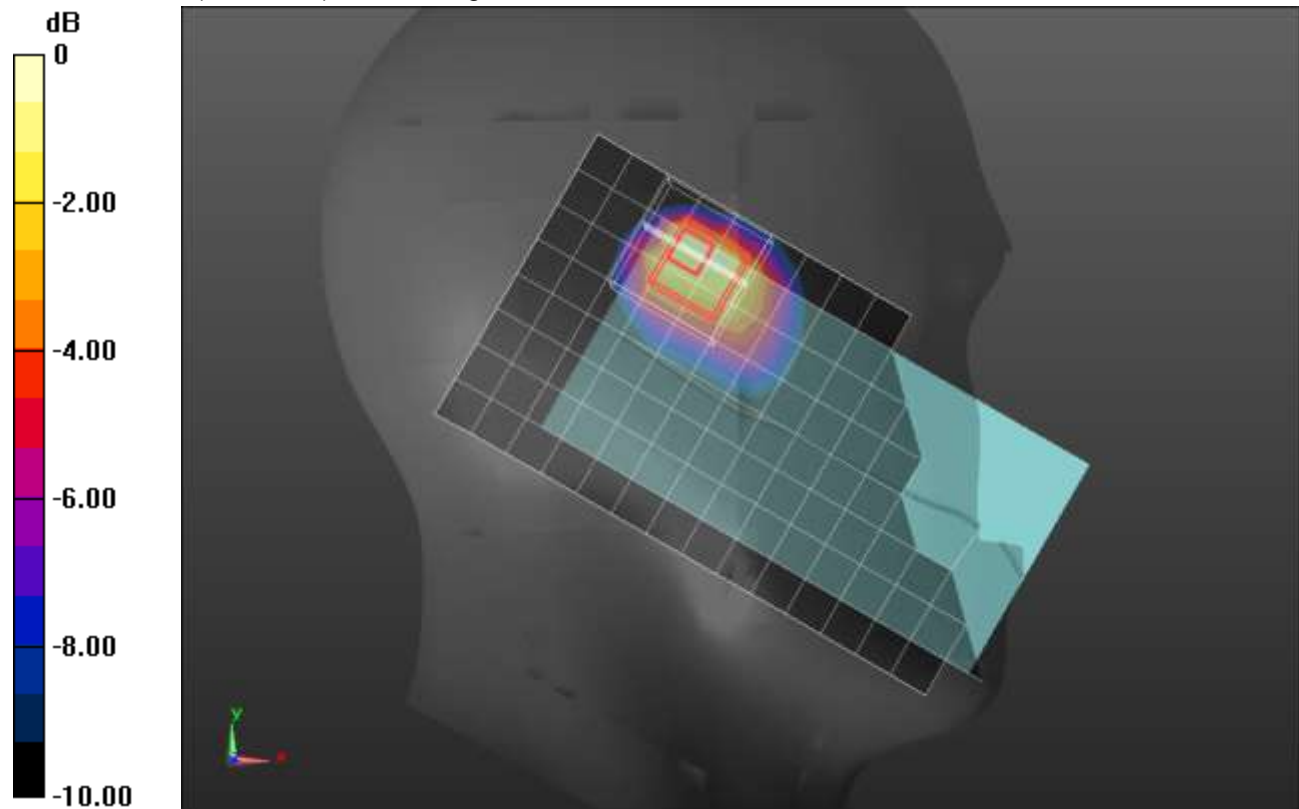
Peak SAR (extrapolated) = 1.94 W/kg

SAR(1 g) = 0.807 W/kg; SAR(10 g) = 0.405 W/kg

Smallest distance from peaks to all points 3 dB below = 5.4 mm

Ratio of SAR at M2 to SAR at M1 = 38.4%

Maximum value of SAR (measured) = 1.38 W/kg



0 dB = 1.38 W/kg = 1.40 dBW/kg

LTE Band 7 ANT 4

Frequency: 2535 MHz; Duty Cycle: 1:1; Room Ambient Temperature: 24.0°C; Liquid Temperature: 23.0°C

Medium parameters used: $f = 2535$ MHz; $\sigma = 1.846$ S/m; $\epsilon_r = 40.021$; $\rho = 1000$ kg/m³

DASY5 Configuration:

- Area Scan Setting: Find Secondary Maximum Within: 2.0 dB and with a peak SAR value greater than 0.0012W/kg
- Electronics: DAE4 Sn1239; Calibrated: 7/29/2020
- Probe: EX3DV4 - SN7498; ConvF(7.66, 7.66, 7.66) @ 2535 MHz; Calibrated: 3/18/2021
- Sensor-Surface: 1.4mm (Mechanical Surface Detection (Locations From Previous Scan Used)), Sensor-Surface: 1.4mm (Mechanical Surface Detection)
- Phantom: Twin-SAM V8.0 (20deg probe tilt); Type: QD 000 P41 Ax; Serial: xxxx

Rear/QPSK RB 50,24 Ch 21100/Area Scan (10x16x1): Measurement grid: dx=12mm, dy=12mm

Maximum value of SAR (measured) = 1.23 W/kg

Rear/QPSK RB 50,24 Ch 21100/Zoom Scan (7x7x7)/Cube 0: Measurement grid: dx=5mm, dy=5mm, dz=5mm

Reference Value = 22.93 V/m; Power Drift = 0.01 dB

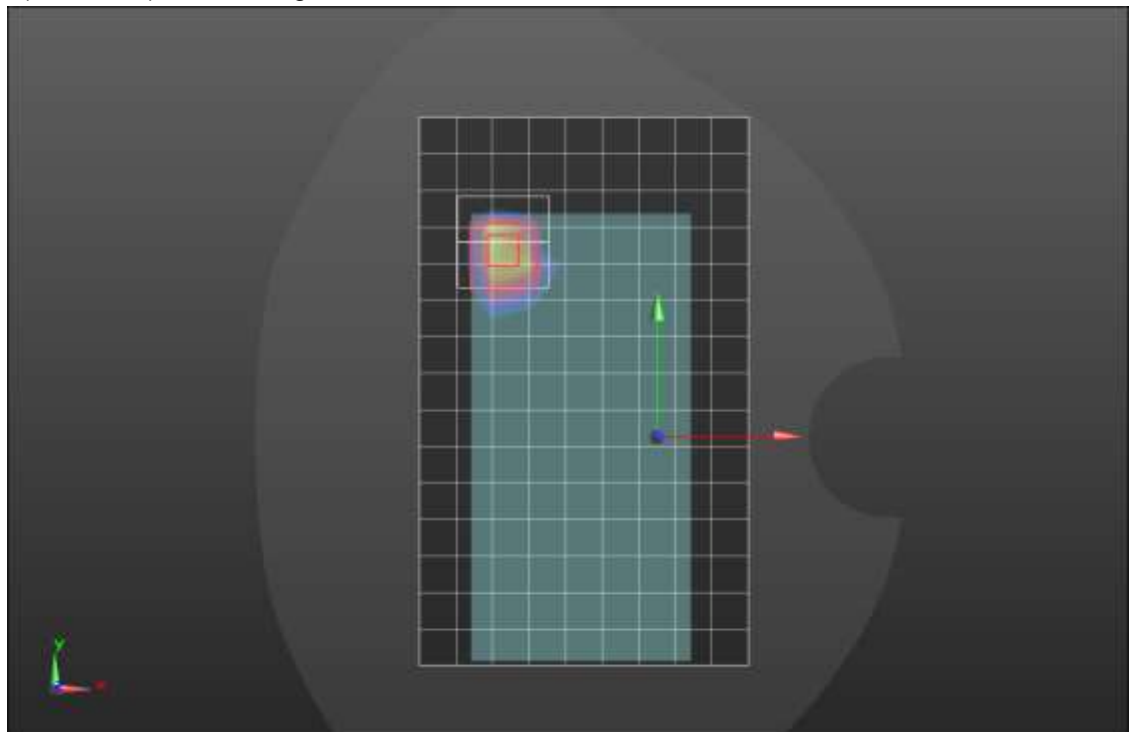
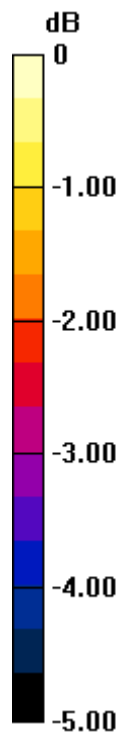
Peak SAR (extrapolated) = 1.97 W/kg

SAR(1 g) = 0.759 W/kg; SAR(10 g) = 0.372 W/kg

Smallest distance from peaks to all points 3 dB below = 9.8 mm

Ratio of SAR at M2 to SAR at M1 = 34.3%

Maximum value of SAR (measured) = 1.44 W/kg



0 dB = 1.44 W/kg = 1.58 dBW/kg

LTE Band 7 ANT 4

Frequency: 2510 MHz; Duty Cycle: 1:1; Room Ambient Temperature: 24.0°C; Liquid Temperature: 23.0°C

Medium parameters used: $f = 2510$ MHz; $\sigma = 1.874$ S/m; $\epsilon_r = 37.602$; $\rho = 1000$ kg/m³

DASY5 Configuration:

- Area Scan Setting: Find Secondary Maximum Within: 2.0 dB and with a peak SAR value greater than 0.0012W/kg
- Electronics: DAE4 Sn1472; Calibrated: 1/28/2021
- Probe: EX3DV4 - SN7587; ConvF(7.33, 7.33, 7.33) @ 2510 MHz; Calibrated: 4/27/2021
- Sensor-Surface: 1.4mm (Mechanical Surface Detection)
- Phantom: SAM with CRP; Type: SAM;

Edge 2/QPSK RB 50,24 Ch 20850/Area Scan (9x16x1): Measurement grid: dx=12mm, dy=12mm
Maximum value of SAR (measured) = 1.01 W/kg

Edge 2/QPSK RB 50,24 Ch 20850/Zoom Scan (7x7x7)/Cube 0: Measurement grid: dx=5mm, dy=5mm, dz=5mm

Reference Value = 21.84 V/m; Power Drift = 0.09 dB

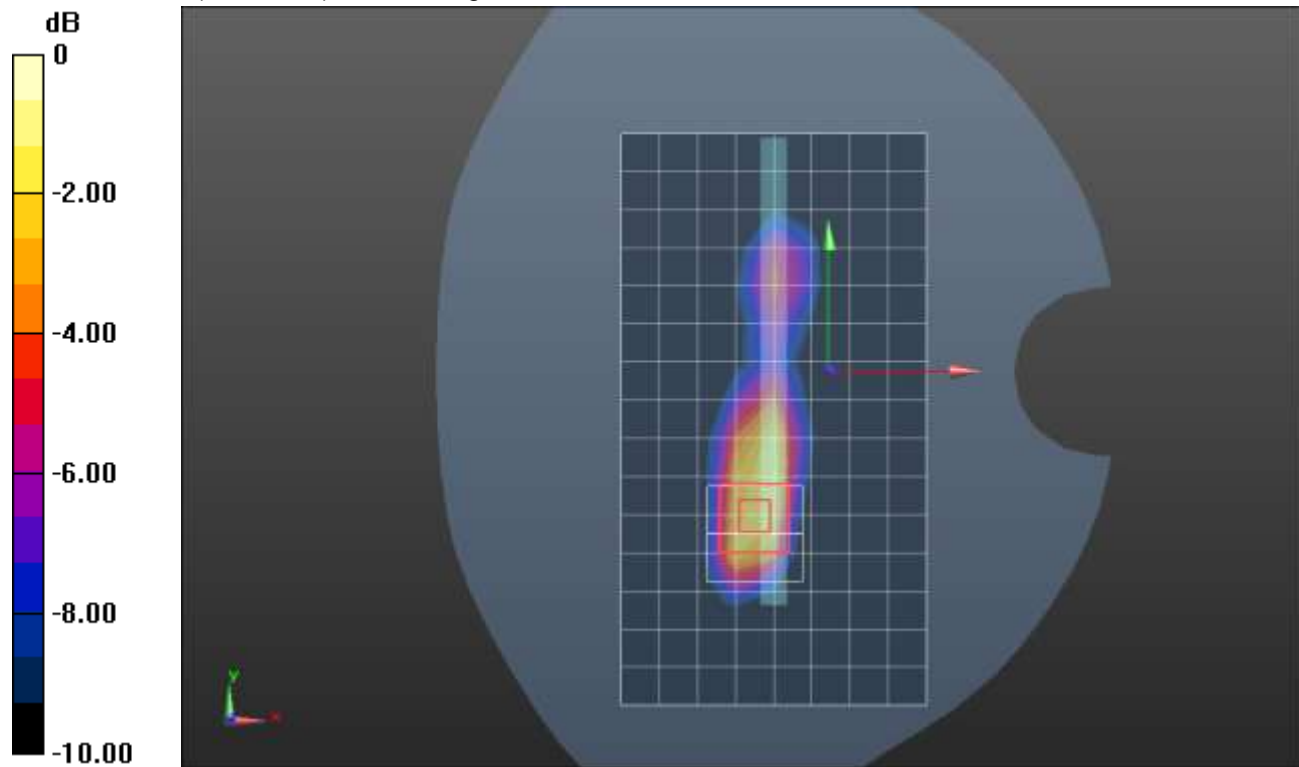
Peak SAR (extrapolated) = 1.76 W/kg

SAR(1 g) = 0.769 W/kg; SAR(10 g) = 0.348 W/kg

Smallest distance from peaks to all points 3 dB below = 7.6 mm

Ratio of SAR at M2 to SAR at M1 = 43.4%

Maximum value of SAR (measured) = 1.35 W/kg



0 dB = 1.35 W/kg = 1.30 dBW/kg

LTE Band 12 ANT 1

Frequency: 707.5 MHz; Duty Cycle: 1:1; Room Ambient Temperature: 24.0°C; Liquid Temperature: 23.0°C

Medium parameters used (interpolated): $f = 707.5$ MHz; $\sigma = 0.859$ S/m; $\epsilon_r = 43.078$; $\rho = 1000$ kg/m³

DASY5 Configuration:

- Area Scan Setting: Find Secondary Maximum Within: 2.0 dB and with a peak SAR value greater than 0.0012W/kg
- Electronics: DAE4 Sn1434; Calibrated: 10/12/2020
- Probe: EX3DV4 - SN3686; ConvF(9.83, 9.83, 9.83); Calibrated: 9/21/2020;
- Sensor-Surface: 1.4mm (Mechanical Surface Detection)
- Phantom: SAM with CRP v4.0; Type: QD000P40CC; Serial: TP:xxxx

RHS/Touch_QPSK RB 1,25 Ch 23095/Area Scan (7x11x1): Measurement grid: dx=15mm, dy=15mm

[Info: Interpolated medium parameters used for SAR evaluation.](#)

Maximum value of SAR (measured) = 0.196 W/kg

RHS/Touch_QPSK RB 1,25 Ch 23095/Zoom Scan (5x5x7)/Cube 0: Measurement grid: dx=8mm, dy=8mm, dz=5mm

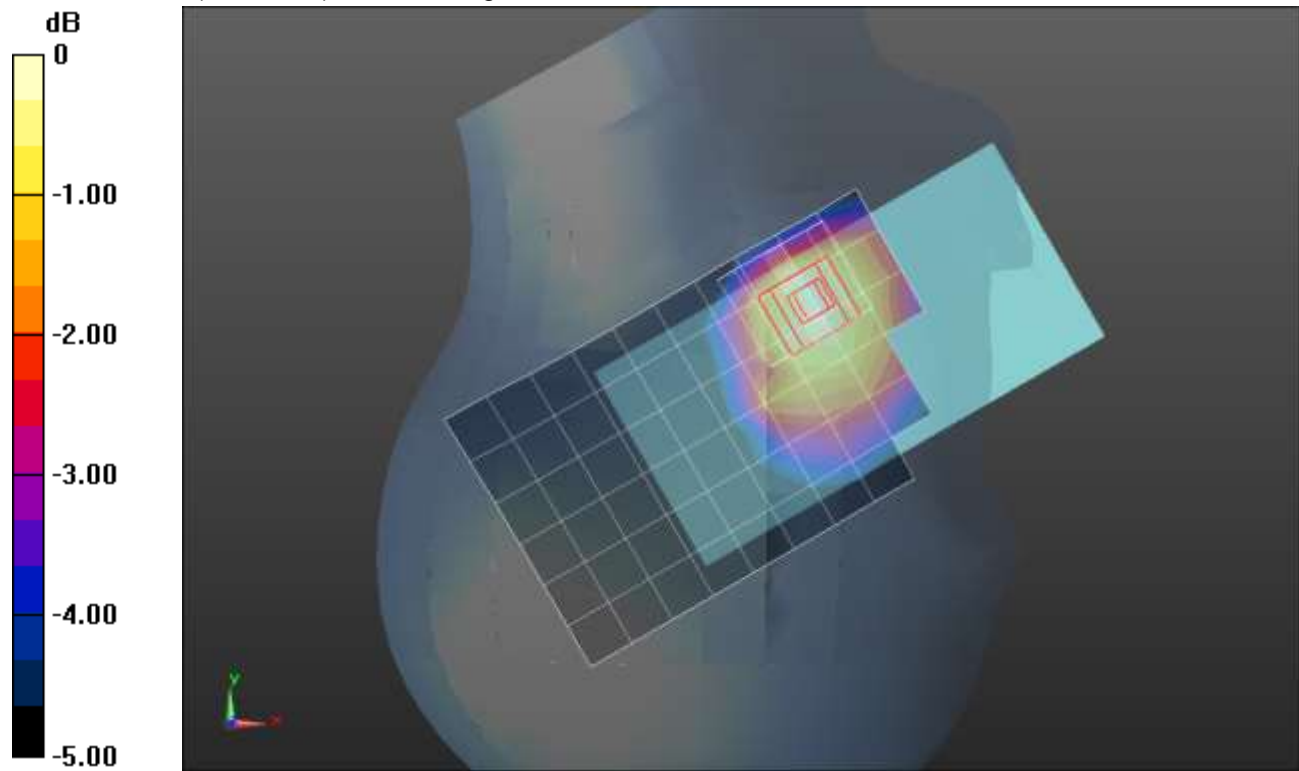
Reference Value = 14.674 V/m; Power Drift = 0.03 dB

Peak SAR (extrapolated) = 0.229 W/kg

SAR(1 g) = 0.165 W/kg; SAR(10 g) = 0.124 W/kg

[Info: Interpolated medium parameters used for SAR evaluation.](#)

Maximum value of SAR (measured) = 0.204 W/kg



0 dB = 0.204 W/kg = -6.90 dBW/kg

LTE Band 12 ANT 1

Frequency: 707.5 MHz; Duty Cycle: 1:1; Room Ambient Temperature: 24.0°C; Liquid Temperature: 23.0°C

Medium parameters used (interpolated): $f = 707.5$ MHz; $\sigma = 0.859$ S/m; $\epsilon_r = 43.078$; $\rho = 1000$ kg/m³

DASY5 Configuration:

- Area Scan Setting: Find Secondary Maximum Within: 2.0 dB and with a peak SAR value greater than 0.0012W/kg
- Electronics: DAE4 Sn1434; Calibrated: 10/12/2020
- Probe: EX3DV4 - SN3686; ConvF(9.83, 9.83, 9.83); Calibrated: 9/21/2020;
- Sensor-Surface: 1.4mm (Mechanical Surface Detection)
- Phantom: SAM with CRP v4.0; Type: QD000P40CC; Serial: TP:xxxx

Rear/QPSK RB 1,25 Ch 23095/Area Scan (8x13x1): Measurement grid: dx=15mm, dy=15mm

[Info: Interpolated medium parameters used for SAR evaluation.](#)

Maximum value of SAR (measured) = 0.949 W/kg

Rear/QPSK RB 1,25 Ch 23095/Zoom Scan (5x5x7)/Cube 0: Measurement grid: dx=8mm, dy=8mm, dz=5mm

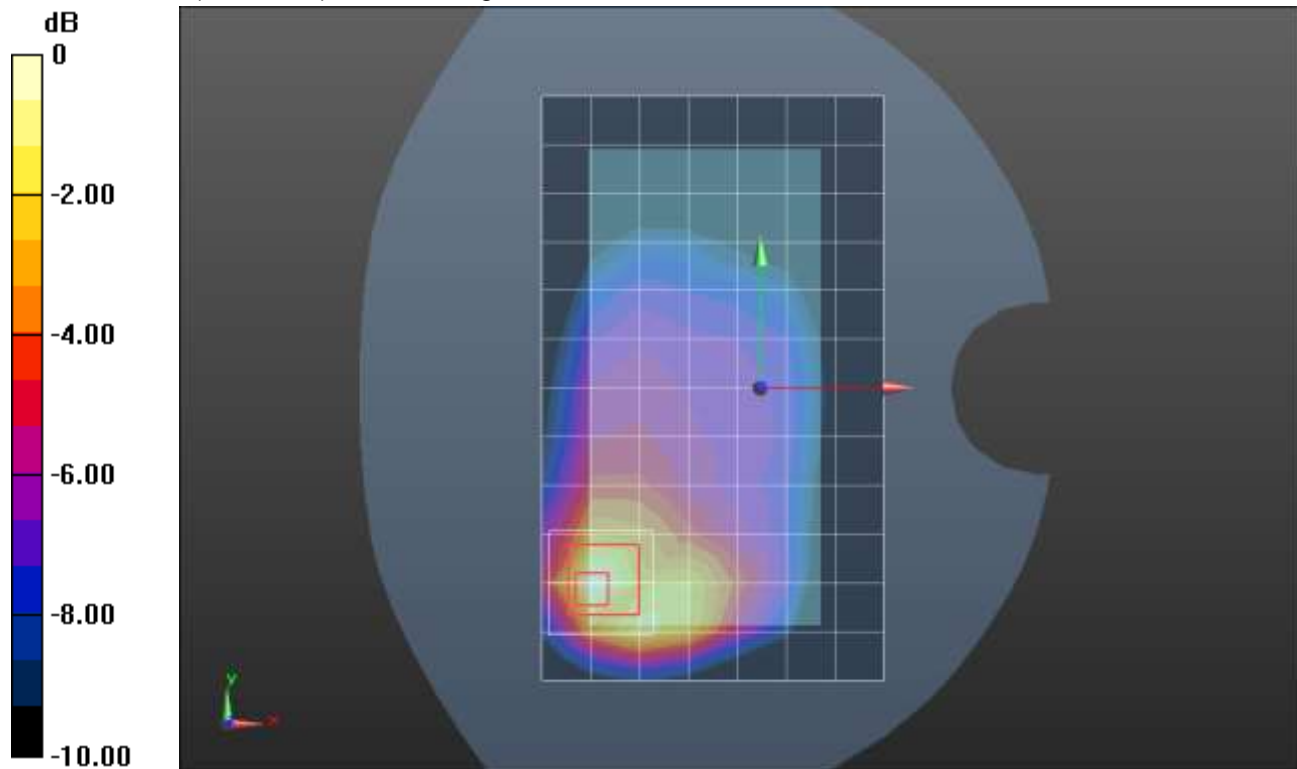
Reference Value = 28.879 V/m; Power Drift = 0.01 dB

Peak SAR (extrapolated) = 1.32 W/kg

SAR(1 g) = 0.542 W/kg; SAR(10 g) = 0.297 W/kg

[Info: Interpolated medium parameters used for SAR evaluation.](#)

Maximum value of SAR (measured) = 0.900 W/kg



0 dB = 0.900 W/kg = -0.46 dBW/kg

LTE Band 12 ANT 1

Frequency: 707.5 MHz; Duty Cycle: 1:1; Room Ambient Temperature: 24.0°C; Liquid Temperature: 23.0°C

Medium parameters used (interpolated): $f = 707.5$ MHz; $\sigma = 0.859$ S/m; $\epsilon_r = 43.078$; $\rho = 1000$ kg/m³

DASY5 Configuration:

- Area Scan Setting: Find Secondary Maximum Within: 2.0 dB and with a peak SAR value greater than 0.0012W/kg
- Electronics: DAE4 Sn1434; Calibrated: 10/12/2020
- Probe: EX3DV4 - SN3686; ConvF(9.83, 9.83, 9.83); Calibrated: 9/21/2020;
- Sensor-Surface: 1.4mm (Mechanical Surface Detection)
- Phantom: SAM with CRP v4.0; Type: QD000P40CC; Serial: TP:xxxx

Edge 2/QPSK RB 1,25 Ch 23095/Area Scan (6x13x1): Measurement grid: dx=15mm, dy=15mm

[Info: Interpolated medium parameters used for SAR evaluation.](#)

Maximum value of SAR (measured) = 0.978 W/kg

Edge 2/QPSK RB 1,25 Ch 23095/Zoom Scan (5x11x7)/Cube 0: Measurement grid: dx=8mm, dy=8mm, dz=5mm

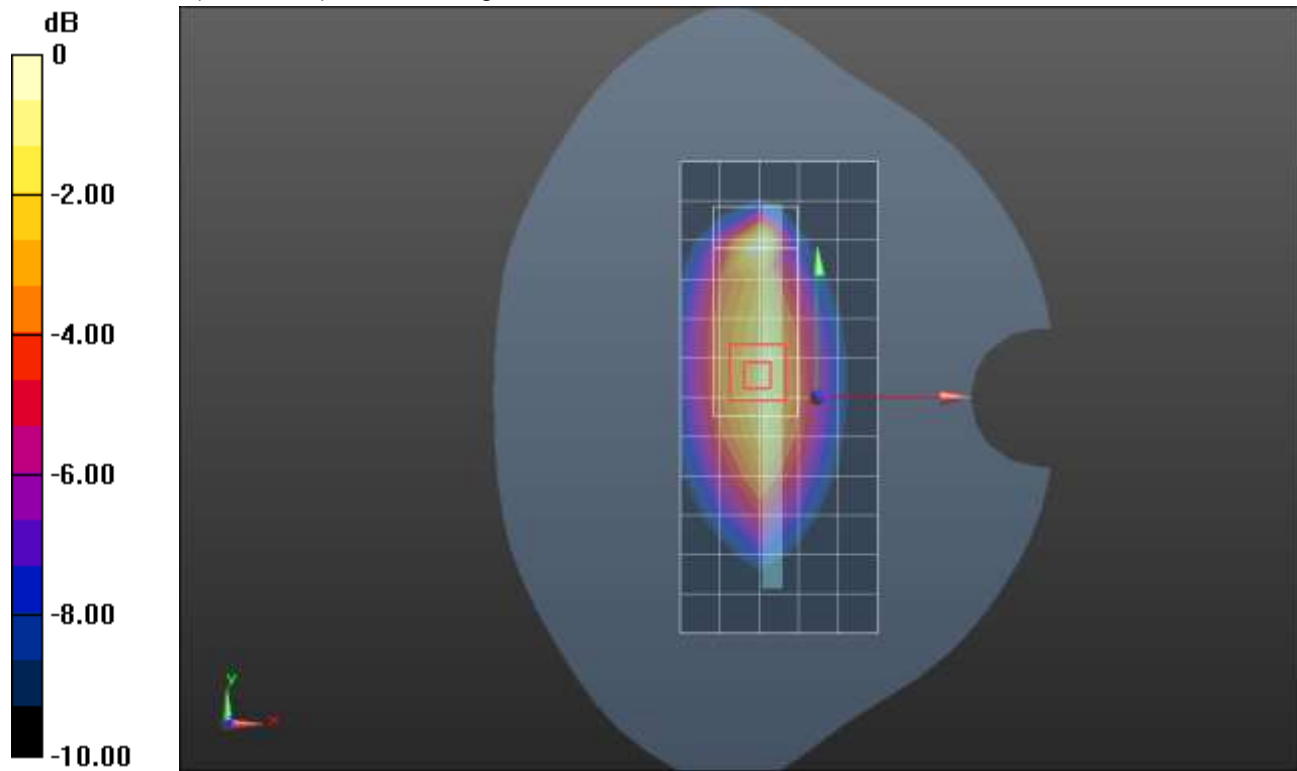
Reference Value = 28.510 V/m; Power Drift = 0.12 dB

Peak SAR (extrapolated) = 1.30 W/kg

SAR(1 g) = 0.564 W/kg; SAR(10 g) = 0.370 W/kg

[Info: Interpolated medium parameters used for SAR evaluation.](#)

Maximum value of SAR (measured) = 0.992 W/kg



0 dB = 0.992 W/kg = -0.03 dBW/kg

LTE Band 12 ANT 2

Frequency: 707.5 MHz; Duty Cycle: 1:1; Room Ambient Temperature: 24.0°C; Liquid Temperature: 23.0°C

Medium parameters used (interpolated): $f = 707.5$ MHz; $\sigma = 0.905$ S/m; $\epsilon_r = 43.878$; $\rho = 1000$ kg/m³

DASY5 Configuration:

- Area Scan Setting: Find Secondary Maximum Within: 2.0 dB and with a peak SAR value greater than 0.0012W/kg
- Electronics: DAE4 Sn1434; Calibrated: 10/12/2020
- Probe: EX3DV4 - SN3686; ConvF(9.83, 9.83, 9.83); Calibrated: 9/21/2020;
- Sensor-Surface: 1.4mm (Mechanical Surface Detection)
- Phantom: SAM B with CRP; Type: SAM; Serial: 1751

LHS/Touch_QPSK RB 1,25 Ch 23095/Area Scan (8x13x1): Measurement grid: dx=15mm, dy=15mm

[Info: Interpolated medium parameters used for SAR evaluation.](#)

Maximum value of SAR (measured) = 1.16 W/kg

LHS/Touch_QPSK RB 1,25 Ch 23095/Zoom Scan (5x5x7)/Cube 0: Measurement grid: dx=8mm, dy=8mm, dz=5mm


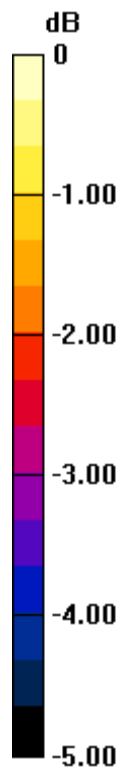
Reference Value = 30.868 V/m; Power Drift = 0.16 dB

Peak SAR (extrapolated) = 2.02 W/kg

SAR(1 g) = 0.727 W/kg; SAR(10 g) = 0.412 W/kg

[Info: Interpolated medium parameters used for SAR evaluation.](#)

Maximum value of SAR (measured) = 1.36 W/kg



0 dB = 1.36 W/kg = 1.34 dBW/kg

LTE Band 12 ANT 2

Frequency: 707.5 MHz; Duty Cycle: 1:1; Room Ambient Temperature: 24.0°C; Liquid Temperature: 23.0°C
Medium parameters used (interpolated): $f = 707.5$ MHz; $\sigma = 0.868$ S/m; $\epsilon_r = 41.768$; $\rho = 1000$ kg/m³

DASY5 Configuration:

- Area Scan Setting: Find Secondary Maximum Within: 2.0 dB and with a peak SAR value greater than 0.0012W/kg
- Electronics: DAE4 Sn1434; Calibrated: 10/12/2020
- Probe: EX3DV4 - SN3686; ConvF(9.83, 9.83, 9.83); Calibrated: 9/21/2020;
- Sensor-Surface: 1.4mm (Mechanical Surface Detection)
- Phantom: SAM B with CRP; Type: SAM; Serial: 1751

Rear/QPSK RB 1,25 Ch 23095/Area Scan (8x13x1): Measurement grid: dx=15mm, dy=15mm

[Info: Interpolated medium parameters used for SAR evaluation.](#)

Maximum value of SAR (measured) = 0.694 W/kg

Rear/QPSK RB 1,25 Ch 23095/Zoom Scan (5x5x7)/Cube 0: Measurement grid: dx=8mm, dy=8mm, dz=5mm

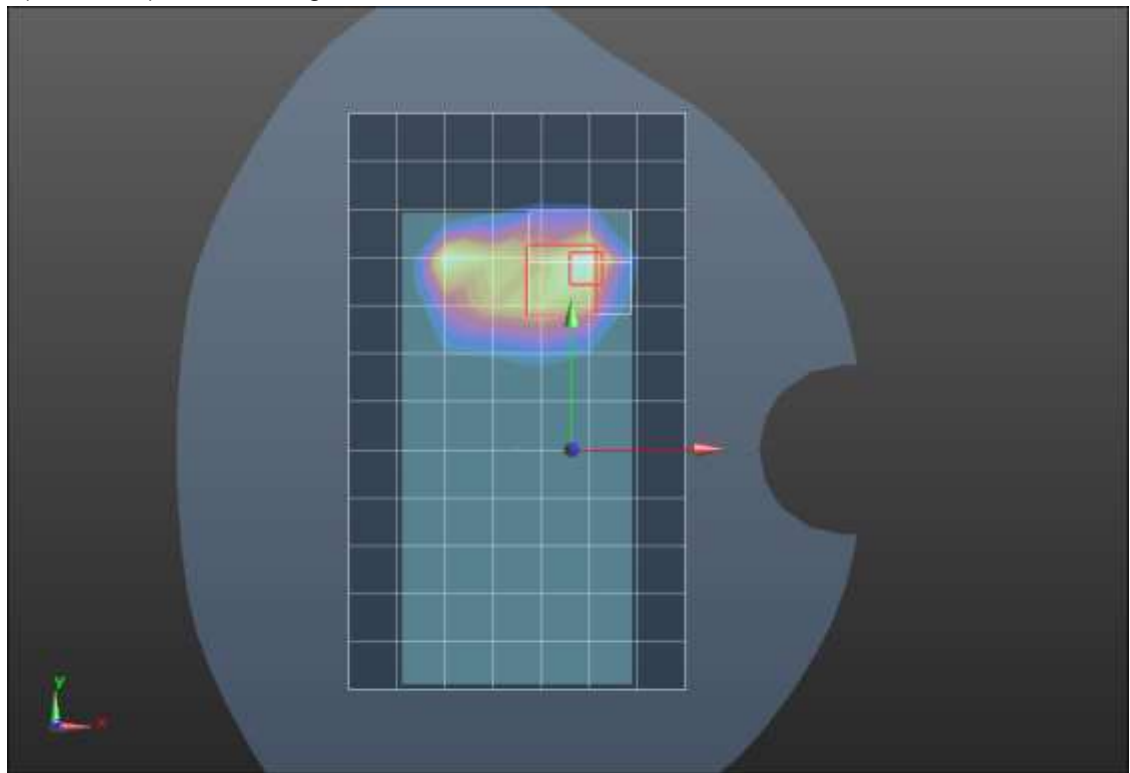
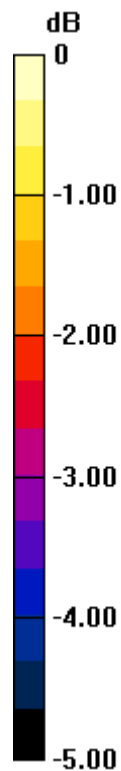
Reference Value = 25.178 V/m; Power Drift = -0.06 dB

Peak SAR (extrapolated) = 0.937 W/kg

SAR(1 g) = 0.422 W/kg; SAR(10 g) = 0.254 W/kg

[Info: Interpolated medium parameters used for SAR evaluation.](#)

Maximum value of SAR (measured) = 0.663 W/kg



0 dB = 0.663 W/kg = -1.78 dBW/kg

LTE Band 13 ANT 1

Frequency: 782 MHz; Duty Cycle: 1:1; Room Ambient Temperature: 24.0°C; Liquid Temperature: 23.0°C

Medium parameters used (interpolated): $f = 782$ MHz; $\sigma = 0.883$ S/m; $\epsilon_r = 42.765$; $\rho = 1000$ kg/m³

DASY5 Configuration:

- Area Scan Setting: Find Secondary Maximum Within: 2.0 dB and with a peak SAR value greater than 0.0012W/kg
- Electronics: DAE4 Sn1434; Calibrated: 10/12/2020
- Probe: EX3DV4 - SN3686; ConvF(9.83, 9.83, 9.83); Calibrated: 9/21/2020;
- Sensor-Surface: 1.4mm (Mechanical Surface Detection)
- Phantom: SAM with CRP v4.0; Type: QD000P40CC; Serial: TP:xxxx

RHS/Touch_QPSK RB 1,25 Ch 23230/Area Scan (8x13x1): Measurement grid: dx=15mm, dy=15mm

[Info: Interpolated medium parameters used for SAR evaluation.](#)

Maximum value of SAR (measured) = 0.281 W/kg

RHS/Touch_QPSK RB 1,25 Ch 23230/Zoom Scan (5x5x7)/Cube 0: Measurement grid: dx=8mm, dy=8mm, dz=5mm


Reference Value = 16.966 V/m; Power Drift = 0.01 dB

Peak SAR (extrapolated) = 0.314 W/kg

SAR(1 g) = 0.224 W/kg; SAR(10 g) = 0.169 W/kg

[Info: Interpolated medium parameters used for SAR evaluation.](#)

Maximum value of SAR (measured) = 0.283 W/kg



0 dB = 0.283 W/kg = -5.48 dBW/kg

LTE Band 13 ANT 1

Frequency: 782 MHz; Duty Cycle: 1:1; Room Ambient Temperature: 24.0°C; Liquid Temperature: 23.0°C

Medium parameters used (interpolated): $f = 782$ MHz; $\sigma = 0.883$ S/m; $\epsilon_r = 42.765$; $\rho = 1000$ kg/m³

DASY5 Configuration:

- Area Scan Setting: Find Secondary Maximum Within: 2.0 dB and with a peak SAR value greater than 0.0012W/kg
- Electronics: DAE4 Sn1434; Calibrated: 10/12/2020
- Probe: EX3DV4 - SN3686; ConvF(9.83, 9.83, 9.83); Calibrated: 9/21/2020;
- Sensor-Surface: 1.4mm (Mechanical Surface Detection)
- Phantom: SAM with CRP v4.0; Type: QD000P40CC; Serial: TP:xxxx

Rear/QPSK RB 1,25 Ch 23230/Area Scan (8x13x1): Measurement grid: dx=15mm, dy=15mm

[Info: Interpolated medium parameters used for SAR evaluation.](#)

Maximum value of SAR (measured) = 0.714 W/kg

Rear/QPSK RB 1,25 Ch 23230/Zoom Scan (5x5x7)/Cube 0: Measurement grid: dx=8mm, dy=8mm, dz=5mm

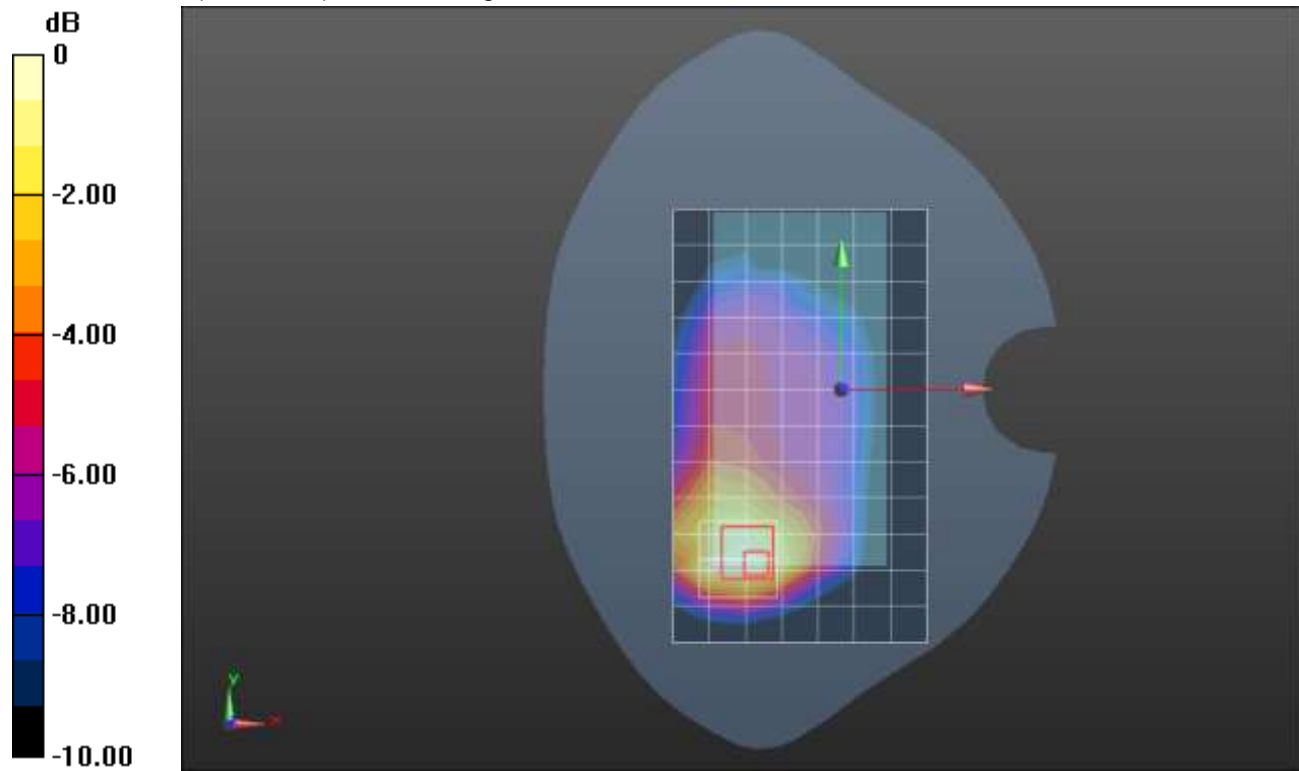
Reference Value = 25.939 V/m; Power Drift = -0.04 dB

Peak SAR (extrapolated) = 0.939 W/kg

SAR(1 g) = 0.456 W/kg; SAR(10 g) = 0.267 W/kg

[Info: Interpolated medium parameters used for SAR evaluation.](#)

Maximum value of SAR (measured) = 0.697 W/kg



0 dB = 0.697 W/kg = -1.57 dBW/kg

LTE Band 13 ANT 1

Frequency: 782 MHz; Duty Cycle: 1:1; Room Ambient Temperature: 24.0°C; Liquid Temperature: 23.0°C

Medium parameters used (interpolated): $f = 782$ MHz; $\sigma = 0.883$ S/m; $\epsilon_r = 42.765$; $\rho = 1000$ kg/m³

DASY5 Configuration:

- Area Scan Setting: Find Secondary Maximum Within: 2.0 dB and with a peak SAR value greater than 0.0012W/kg
- Electronics: DAE4 Sn1434; Calibrated: 10/12/2020
- Probe: EX3DV4 - SN3686; ConvF(9.83, 9.83, 9.83); Calibrated: 9/21/2020;
- Sensor-Surface: 1.4mm (Mechanical Surface Detection)
- Phantom: SAM with CRP v4.0; Type: QD000P40CC; Serial: TP:xxxx

Edge 2/QPSK RB 1,25 Ch 23230/Area Scan (7x13x1): Measurement grid: dx=15mm, dy=15mm

[Info: Interpolated medium parameters used for SAR evaluation.](#)

Maximum value of SAR (measured) = 0.934 W/kg

Edge 2/QPSK RB 1,25 Ch 23230/Zoom Scan (6x12x7)/Cube 0: Measurement grid: dx=8mm, dy=8mm, dz=5mm

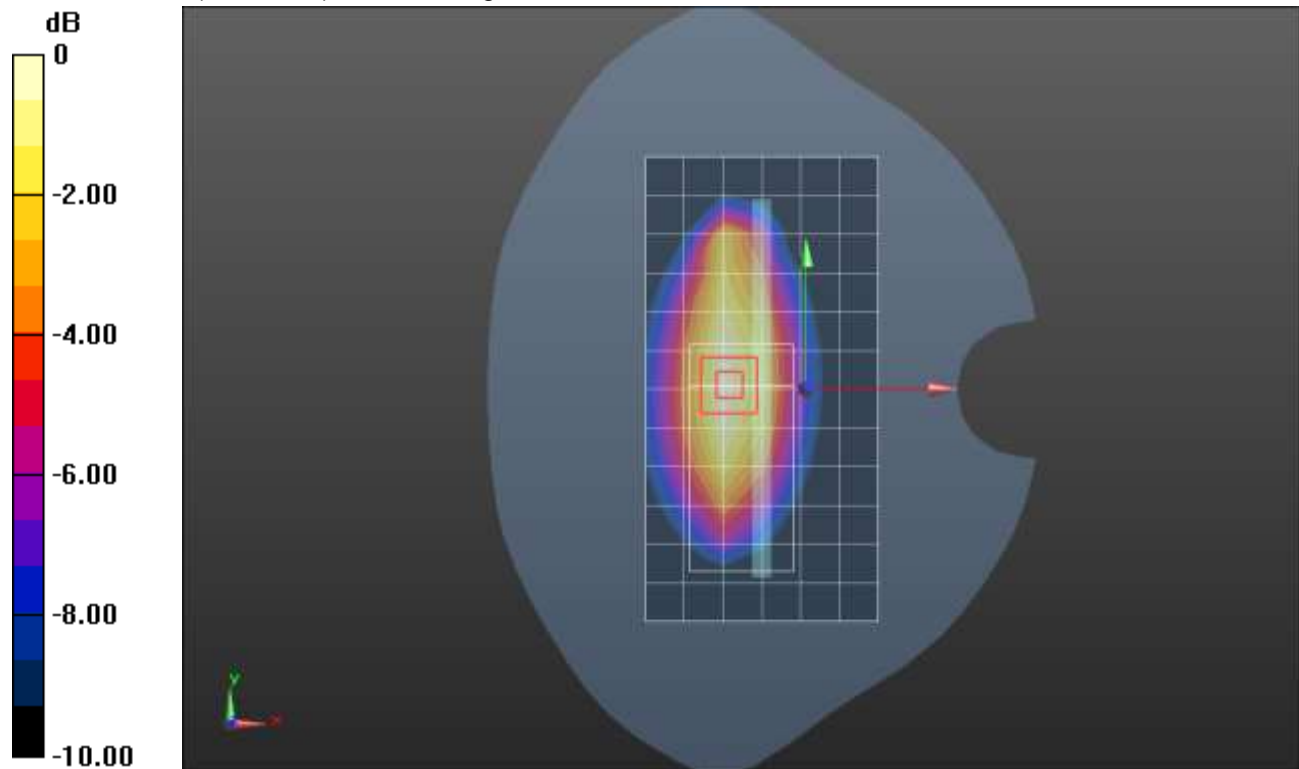
Reference Value = 20.273 V/m; Power Drift = -0.09 dB

Peak SAR (extrapolated) = 1.13 W/kg

SAR(1 g) = 0.695 W/kg; SAR(10 g) = 0.449 W/kg

[Info: Interpolated medium parameters used for SAR evaluation.](#)

Maximum value of SAR (measured) = 0.975 W/kg



0 dB = 0.975 W/kg = -0.11 dBW/kg

LTE Band 13 ANT 2

Frequency: 782 MHz; Duty Cycle: 1:1; Room Ambient Temperature: 24.0°C; Liquid Temperature: 23.0°C

Medium parameters used (interpolated): $f = 782$ MHz; $\sigma = 0.901$ S/m; $\epsilon_r = 41.583$; $\rho = 1000$ kg/m³

DASY5 Configuration:

- Area Scan Setting: Find Secondary Maximum Within: 2.0 dB and with a peak SAR value greater than 0.0012W/kg
- Electronics: DAE4 Sn1434; Calibrated: 10/12/2020
- Probe: EX3DV4 - SN3686; ConvF(9.83, 9.83, 9.83); Calibrated: 9/21/2020;
- Sensor-Surface: 1.4mm (Mechanical Surface Detection)
- Phantom: SAM B with CRP; Type: SAM; Serial: 1751

LHS/Touch_QPSK RB 1,25 Ch 23230/Area Scan (9x12x1): Measurement grid: dx=15mm, dy=15mm

[Info: Interpolated medium parameters used for SAR evaluation.](#)

Maximum value of SAR (measured) = 0.988 W/kg

LHS/Touch_QPSK RB 1,25 Ch 23230/Zoom Scan (5x5x7)/Cube 0: Measurement grid: dx=8mm, dy=8mm, dz=5mm


Reference Value = 29.270 V/m; Power Drift = -0.06 dB

Peak SAR (extrapolated) = 1.48 W/kg

SAR(1 g) = 0.689 W/kg; SAR(10 g) = 0.426 W/kg

[Info: Interpolated medium parameters used for SAR evaluation.](#)

Maximum value of SAR (measured) = 1.16 W/kg



0 dB = 1.16 W/kg = 0.64 dBW/kg

LTE Band 13 ANT 2

Frequency: 782 MHz; Duty Cycle: 1:1; Room Ambient Temperature: 24.0°C; Liquid Temperature: 23.0°C
Medium parameters used (interpolated): $f = 782$ MHz; $\sigma = 0.901$ S/m; $\epsilon_r = 41.583$; $\rho = 1000$ kg/m³

DASY5 Configuration:

- Area Scan Setting: Find Secondary Maximum Within: 2.0 dB and with a peak SAR value greater than 0.0012W/kg
- Electronics: DAE4 Sn1434; Calibrated: 10/12/2020
- Probe: EX3DV4 - SN3686; ConvF(9.83, 9.83, 9.83); Calibrated: 9/21/2020;
- Sensor-Surface: 1.4mm (Mechanical Surface Detection)
- Phantom: SAM B with CRP; Type: SAM; Serial: 1751

Rear/QPSK RB 1,25 Ch 23230/Area Scan (8x13x1): Measurement grid: dx=15mm, dy=15mm

[Info: Interpolated medium parameters used for SAR evaluation.](#)

Maximum value of SAR (measured) = 0.850 W/kg

Rear/QPSK RB 1,25 Ch 23230/Zoom Scan (5x5x7)/Cube 0: Measurement grid: dx=8mm, dy=8mm, dz=5mm

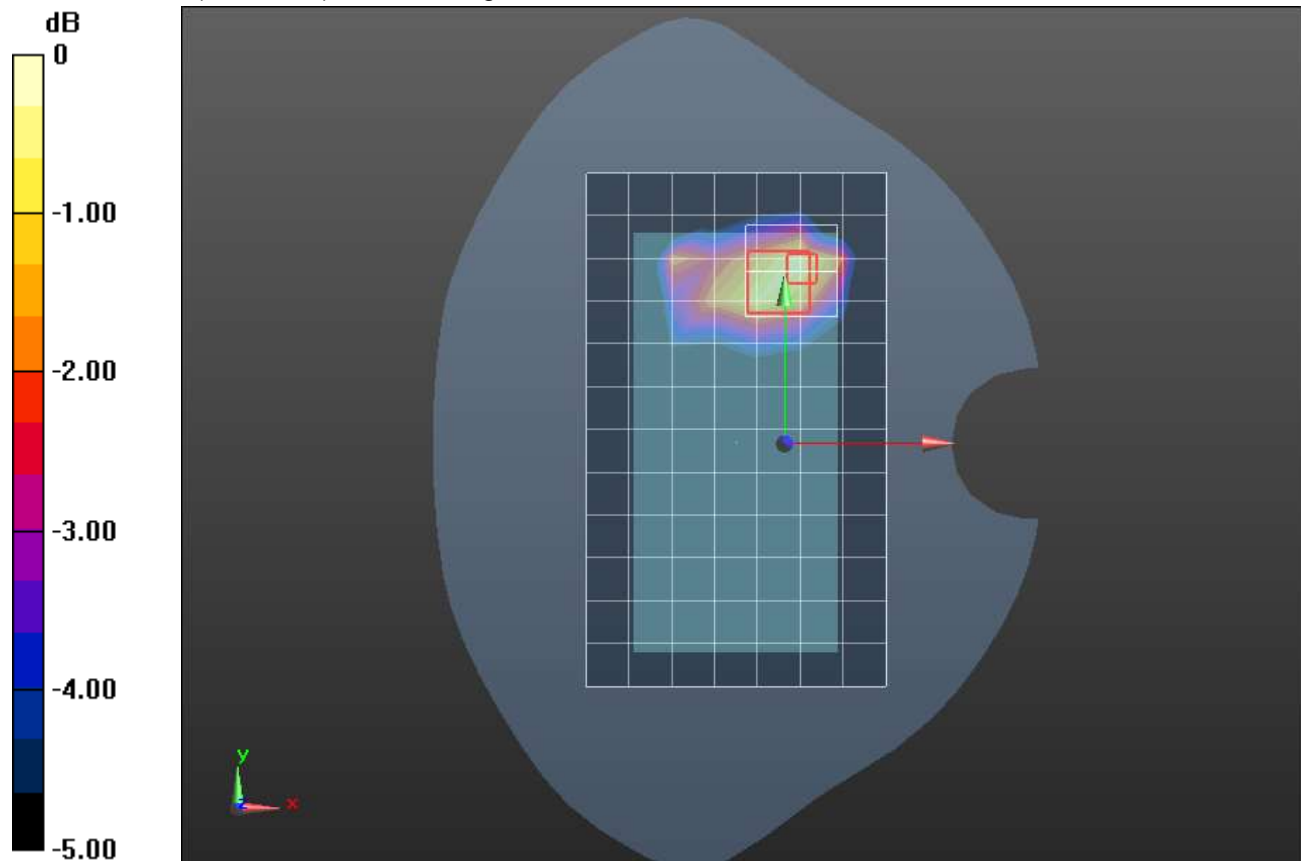
Reference Value = 28.675 V/m; Power Drift = -0.12 dB

Peak SAR (extrapolated) = 1.28 W/kg

SAR(1 g) = 0.609 W/kg; SAR(10 g) = 0.376 W/kg

[Info: Interpolated medium parameters used for SAR evaluation.](#)

Maximum value of SAR (measured) = 0.933 W/kg



0 dB = 0.933 W/kg = -0.30 dBW/kg

LTE Band 14 ANT 1

Frequency: 793 MHz; Duty Cycle: 1:1; Room Ambient Temperature: 24.0°C; Liquid Temperature: 23.0°C

Medium parameters used (interpolated): $f = 793$ MHz; $\sigma = 0.887$ S/m; $\epsilon_r = 42.72$; $\rho = 1000$ kg/m³

DASY5 Configuration:

- Area Scan Setting: Find Secondary Maximum Within: 2.0 dB and with a peak SAR value greater than 0.0012W/kg
- Electronics: DAE4 Sn1434; Calibrated: 10/12/2020
- Probe: EX3DV4 - SN3686; ConvF(9.83, 9.83, 9.83); Calibrated: 9/21/2020;
- Sensor-Surface: 1.4mm (Mechanical Surface Detection)
- Phantom: SAM with CRP v4.0; Type: QD000P40CC; Serial: TP:xxxx

RHS/Touch_QPSK RB 1,25 Ch 23330/Area Scan (7x13x1): Measurement grid: dx=15mm, dy=15mm

[Info: Interpolated medium parameters used for SAR evaluation.](#)

Maximum value of SAR (measured) = 0.236 W/kg

RHS/Touch_QPSK RB 1,25 Ch 23330/Zoom Scan (5x5x7)/Cube 0: Measurement grid: dx=8mm, dy=8mm, dz=5mm

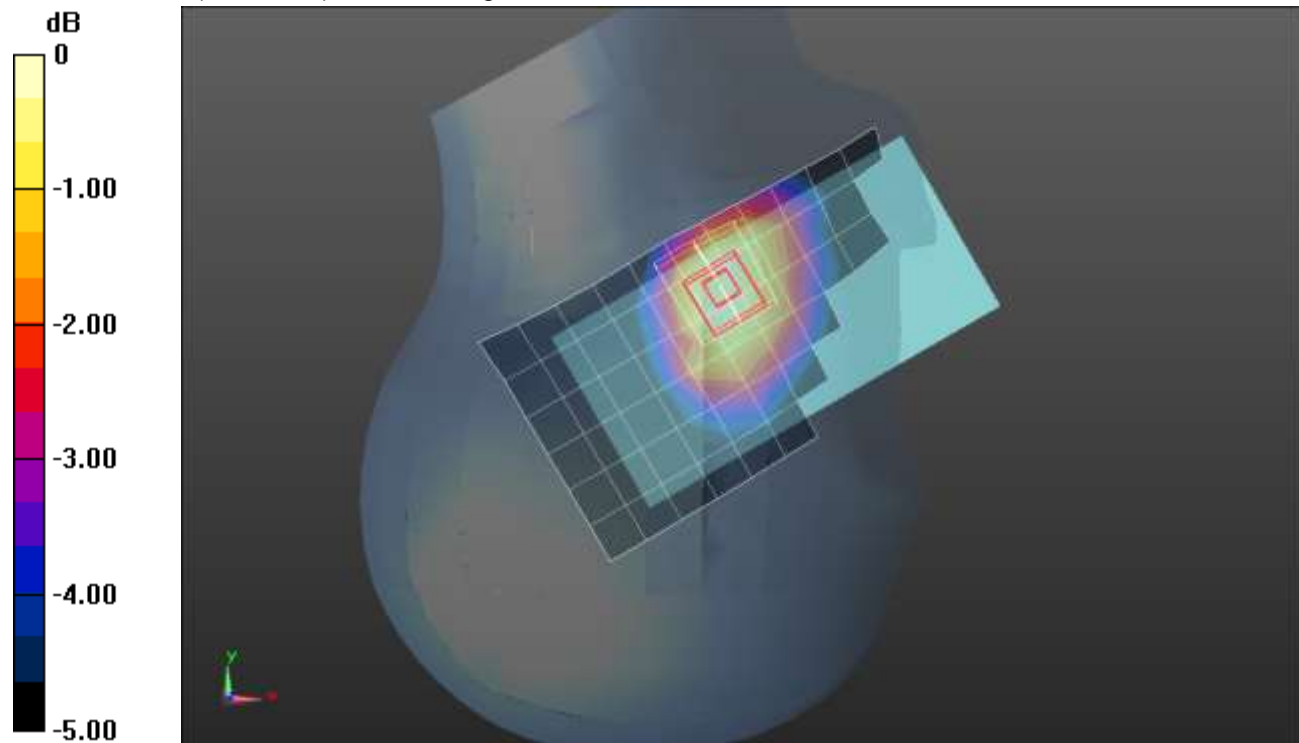
Reference Value = 15.256 V/m; Power Drift = 0.07 dB

Peak SAR (extrapolated) = 0.279 W/kg

SAR(1 g) = 0.196 W/kg; SAR(10 g) = 0.147 W/kg

[Info: Interpolated medium parameters used for SAR evaluation.](#)

Maximum value of SAR (measured) = 0.245 W/kg



LTE Band 14 ANT 1

Frequency: 793 MHz; Duty Cycle: 1:1; Room Ambient Temperature: 24.0°C; Liquid Temperature: 23.0°C

Medium parameters used (interpolated): $f = 793$ MHz; $\sigma = 0.887$ S/m; $\epsilon_r = 42.72$; $\rho = 1000$ kg/m³

DASY5 Configuration:

- Area Scan Setting: Find Secondary Maximum Within: 2.0 dB and with a peak SAR value greater than 0.0012W/kg

- Electronics: DAE4 Sn1434; Calibrated: 10/12/2020

- Probe: EX3DV4 - SN3686; ConvF(9.83, 9.83, 9.83); Calibrated: 9/21/2020;

- Sensor-Surface: 1.4mm (Mechanical Surface Detection)

- Phantom: SAM with CRP v4.0; Type: QD000P40CC; Serial: TP:xxxx

Rear/QPSK RB 1,25 Ch 23330/Area Scan (8x13x1): Measurement grid: dx=15mm, dy=15mm

[Info: Interpolated medium parameters used for SAR evaluation.](#)

Maximum value of SAR (measured) = 0.675 W/kg

Rear/QPSK RB 1,25 Ch 23330/Zoom Scan (5x6x7)/Cube 0: Measurement grid: dx=8mm, dy=8mm, dz=5mm

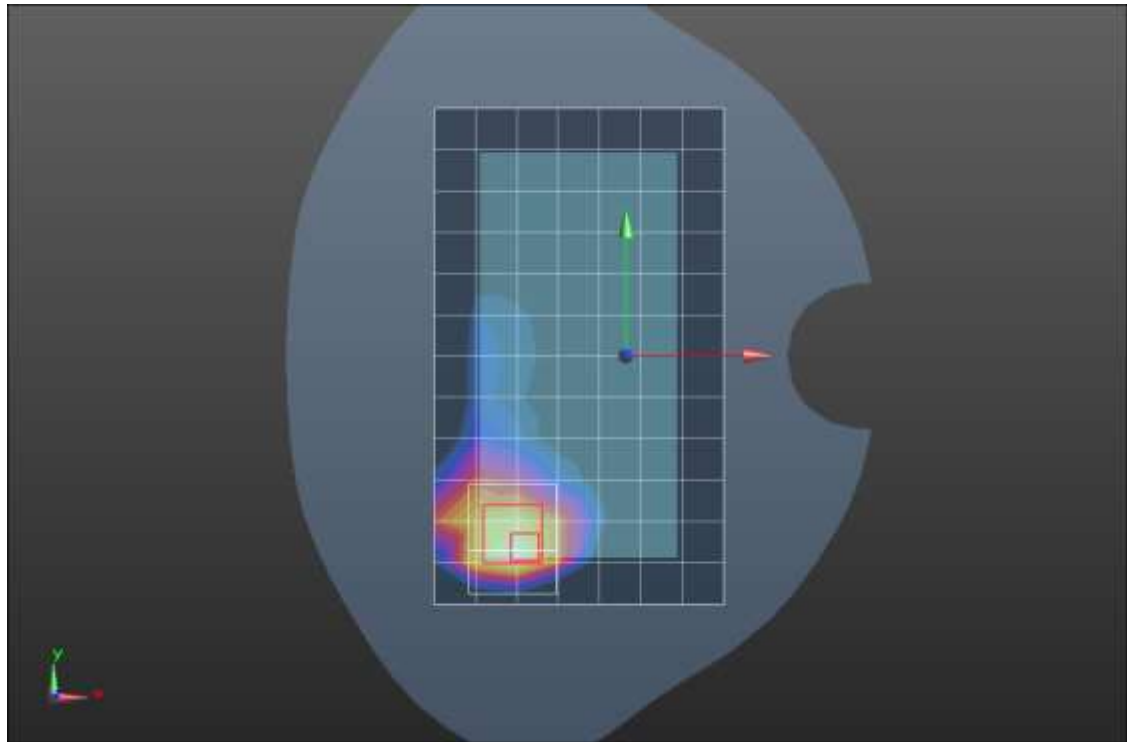
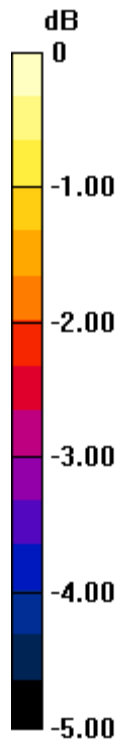
Reference Value = 24.786 V/m; Power Drift = -0.03 dB

Peak SAR (extrapolated) = 0.833 W/kg

SAR(1 g) = 0.425 W/kg; SAR(10 g) = 0.251 W/kg

[Info: Interpolated medium parameters used for SAR evaluation.](#)

Maximum value of SAR (measured) = 0.654 W/kg



0 dB = 0.654 W/kg = -1.84 dBW/kg

LTE Band 14 ANT 1

Frequency: 793 MHz; Duty Cycle: 1:1; Room Ambient Temperature: 24.0°C; Liquid Temperature: 23.0°C

Medium parameters used (interpolated): $f = 793$ MHz; $\sigma = 0.887$ S/m; $\epsilon_r = 42.72$; $\rho = 1000$ kg/m³

DASY5 Configuration:

- Area Scan Setting: Find Secondary Maximum Within: 2.0 dB and with a peak SAR value greater than 0.0012W/kg
- Electronics: DAE4 Sn1434; Calibrated: 10/12/2020
- Probe: EX3DV4 - SN3686; ConvF(9.83, 9.83, 9.83); Calibrated: 9/21/2020;
- Sensor-Surface: 1.4mm (Mechanical Surface Detection)
- Phantom: SAM with CRP v4.0; Type: QD000P40CC; Serial: TP:xxxx

Edge 2/QPSK RB 1,25 Ch 23330/Area Scan (6x13x1): Measurement grid: dx=15mm, dy=15mm

[Info: Interpolated medium parameters used for SAR evaluation.](#)

Maximum value of SAR (measured) = 1.01 W/kg

Edge 2/QPSK RB 1,25 Ch 23330/Zoom Scan (5x5x7)/Cube 0: Measurement grid: dx=8mm, dy=8mm, dz=5mm

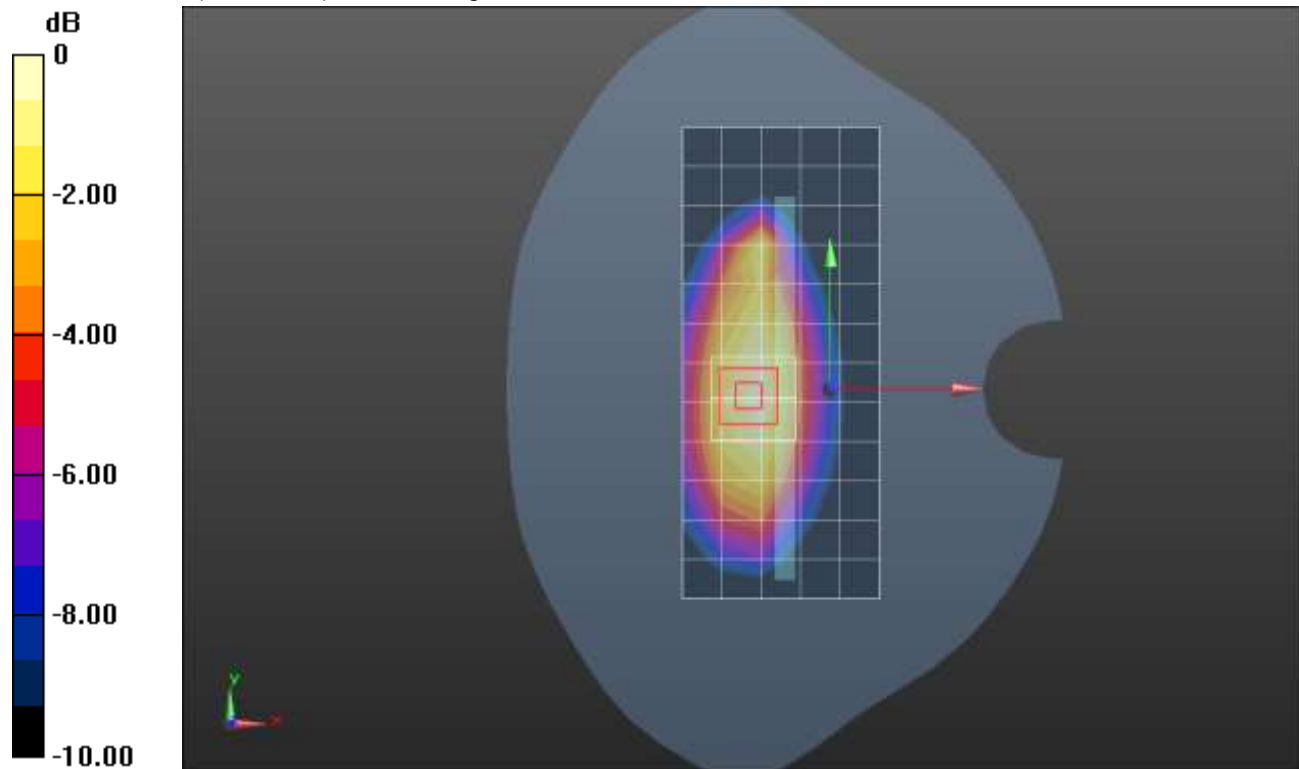
Reference Value = 24.786 V/m; Power Drift = 0.15 dB

Peak SAR (extrapolated) = 1.22 W/kg

SAR(1 g) = 0.762 W/kg; SAR(10 g) = 0.494 W/kg

[Info: Interpolated medium parameters used for SAR evaluation.](#)

Maximum value of SAR (measured) = 1.05 W/kg



0 dB = 1.05 W/kg = 0.21 dBW/kg

LTE Band 14 ANT 2

Frequency: 793 MHz; Duty Cycle: 1:1; Room Ambient Temperature: 24.0°C; Liquid Temperature: 23.0°C

Medium parameters used (interpolated): $f = 793$ MHz; $\sigma = 0.903$ S/m; $\epsilon_r = 41.54$; $\rho = 1000$ kg/m³

DASY5 Configuration:

- Area Scan Setting: Find Secondary Maximum Within: 2.0 dB and with a peak SAR value greater than 0.0012W/kg
- Electronics: DAE4 Sn1434; Calibrated: 10/12/2020
- Probe: EX3DV4 - SN3686; ConvF(9.83, 9.83, 9.83); Calibrated: 9/21/2020;
- Sensor-Surface: 1.4mm (Mechanical Surface Detection)
- Phantom: SAM B with CRP; Type: SAM; Serial: 1751

LHS/Touch_QPSK RB 1,25 Ch 23330/Area Scan (8x13x1): Measurement grid: dx=15mm, dy=15mm

[Info: Interpolated medium parameters used for SAR evaluation.](#)

Maximum value of SAR (measured) = 0.832 W/kg

LHS/Touch_QPSK RB 1,25 Ch 23330/Zoom Scan (6x6x7)/Cube 0: Measurement grid: dx=8mm, dy=8mm, dz=5mm


Reference Value = 28.931 V/m; Power Drift = 0.17 dB

Peak SAR (extrapolated) = 1.80 W/kg

SAR(1 g) = 0.754 W/kg; SAR(10 g) = 0.447 W/kg

[Info: Interpolated medium parameters used for SAR evaluation.](#)

Maximum value of SAR (measured) = 1.38 W/kg



0 dB = 1.38 W/kg = 1.40 dBW/kg

LTE Band 14 ANT 2

Frequency: 793 MHz; Duty Cycle: 1:1; Room Ambient Temperature: 24.0°C; Liquid Temperature: 23.0°C

Medium parameters used (interpolated): $f = 793$ MHz; $\sigma = 0.903$ S/m; $\epsilon_r = 41.54$; $\rho = 1000$ kg/m³

DASY5 Configuration:

- Area Scan Setting: Find Secondary Maximum Within: 2.0 dB and with a peak SAR value greater than 0.0012W/kg
- Electronics: DAE4 Sn1434; Calibrated: 10/12/2020
- Probe: EX3DV4 - SN3686; ConvF(9.83, 9.83, 9.83); Calibrated: 9/21/2020;
- Sensor-Surface: 1.4mm (Mechanical Surface Detection)
- Phantom: SAM B with CRP; Type: SAM; Serial: 1751

Rear/QPSK RB 1,25 Ch 23330/Area Scan (9x13x1): Measurement grid: dx=15mm, dy=15mm

[Info: Interpolated medium parameters used for SAR evaluation.](#)

Maximum value of SAR (measured) = 0.656 W/kg

Rear/QPSK RB 1,25 Ch 23330/Zoom Scan (6x6x7)/Cube 0: Measurement grid: dx=8mm, dy=8mm, dz=5mm

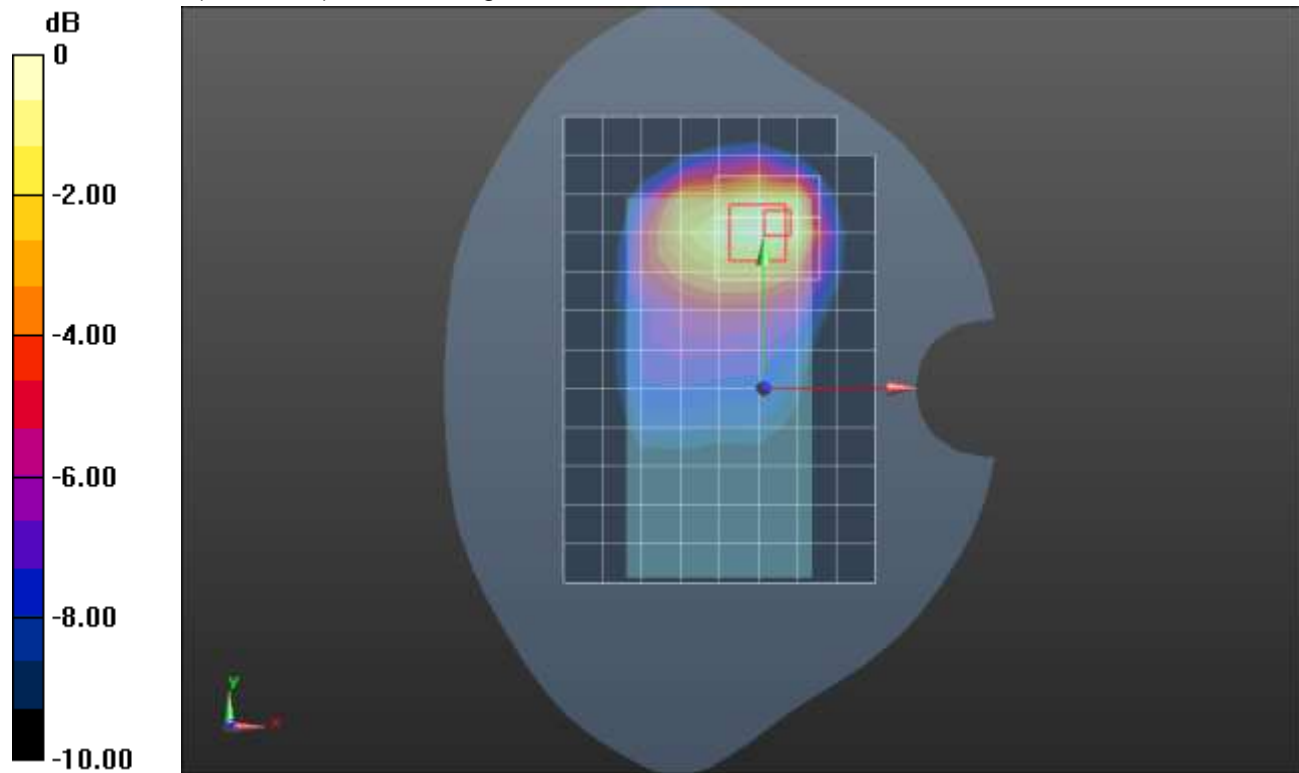
Reference Value = 25.400 V/m; Power Drift = 0.11 dB

Peak SAR (extrapolated) = 0.930 W/kg

SAR(1 g) = 0.464 W/kg; SAR(10 g) = 0.277 W/kg

[Info: Interpolated medium parameters used for SAR evaluation.](#)

Maximum value of SAR (measured) = 0.715 W/kg



0 dB = 0.715 W/kg = -1.46 dBW/kg

LTE Band 25 ANT 1

Frequency: 1882.5 MHz; Duty Cycle: 1:1; Room Ambient Temperature: 24.0°C; Liquid Temperature: 23.0°C
Medium parameters used (interpolated): $f = 1882.5$ MHz; $\sigma = 1.423$ S/m; $\epsilon_r = 38.577$; $\rho = 1000$ kg/m³

DASY5 Configuration:

- Area Scan Setting: Find Secondary Maximum Within: 2.0 dB and with a peak SAR value greater than 0.0012W/kg
- Electronics: DAE4 Sn1359; Calibrated: 1/28/2021
- Probe: EX3DV4 - SN3772; ConvF(7.33, 7.33, 7.33) @ 1882.5 MHz; Calibrated: 2/25/2021
- Sensor-Surface: 1.4mm (Mechanical Surface Detection)
- Phantom: Twin-SAM V8.0 (20deg probe tilt); Type: QD 000 P41 AA; Serial: 1957

RHS/Touch_QPSK RB 1,49 Ch 26365/Area Scan (8x13x1): Measurement grid: dx=15mm, dy=15mm
Maximum value of SAR (measured) = 0.461 W/kg

RHS/Touch_QPSK RB 1,49 Ch 26365/Zoom Scan (5x5x7)/Cube 0: Measurement grid: dx=8mm, dy=8mm, dz=5mm

Reference Value = 17.13 V/m; Power Drift = 0.06 dB

Peak SAR (extrapolated) = 0.555 W/kg

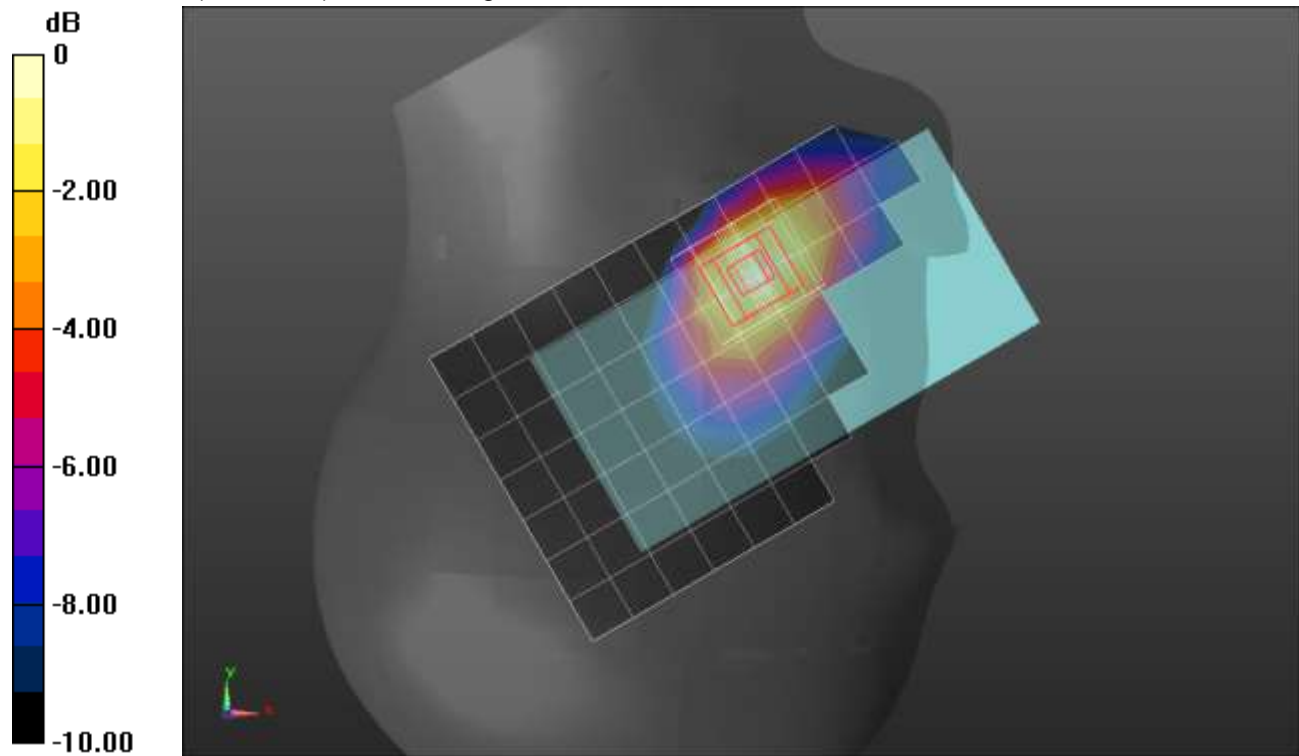
SAR(1 g) = 0.345 W/kg; SAR(10 g) = 0.211 W/kg

Smallest distance from peaks to all points 3 dB below = 14.6 mm

Ratio of SAR at M2 to SAR at M1 = 63.4%

[Info: Interpolated medium parameters used for SAR evaluation.](#)

Maximum value of SAR (measured) = 0.473 W/kg



0 dB = 0.473 W/kg = -3.25 dBW/kg

LTE Band 25 ANT 1

Frequency: 1882.5 MHz; Duty Cycle: 1:1; Room Ambient Temperature: 24.0°C; Liquid Temperature: 23.0°C
Medium parameters used (interpolated): $f = 1882.5$ MHz; $\sigma = 1.388$ S/m; $\epsilon_r = 38.37$; $\rho = 1000$ kg/m³

DASY5 Configuration:

- Area Scan Setting: Find Secondary Maximum Within: 2.0 dB and with a peak SAR value greater than 0.0012W/kg
- Electronics: DAE4 Sn1359; Calibrated: 1/28/2021
- Probe: EX3DV4 - SN3772; ConvF(7.33, 7.33, 7.33) @ 1882.5 MHz; Calibrated: 2/25/2021
- Sensor-Surface: 2.5mm (Mechanical Surface Detection)
- Phantom: Twin-SAM V8.0 (20deg probe tilt); Type: QD 000 P41 AA; Serial: 1957

Rear/QPSK RB 50,24 Ch 26365/Area Scan (9x15x1): Measurement grid: dx=15mm, dy=15mm

[Info: Interpolated medium parameters used for SAR evaluation.](#)

Maximum value of SAR (measured) = 0.373 W/kg

Rear/QPSK RB 50,24 Ch 26365/Zoom Scan (5x5x7)/Cube 0: Measurement grid: dx=8mm, dy=8mm, dz=5mm

Reference Value = 16.63 V/m; Power Drift = -0.08 dB

Peak SAR (extrapolated) = 0.736 W/kg

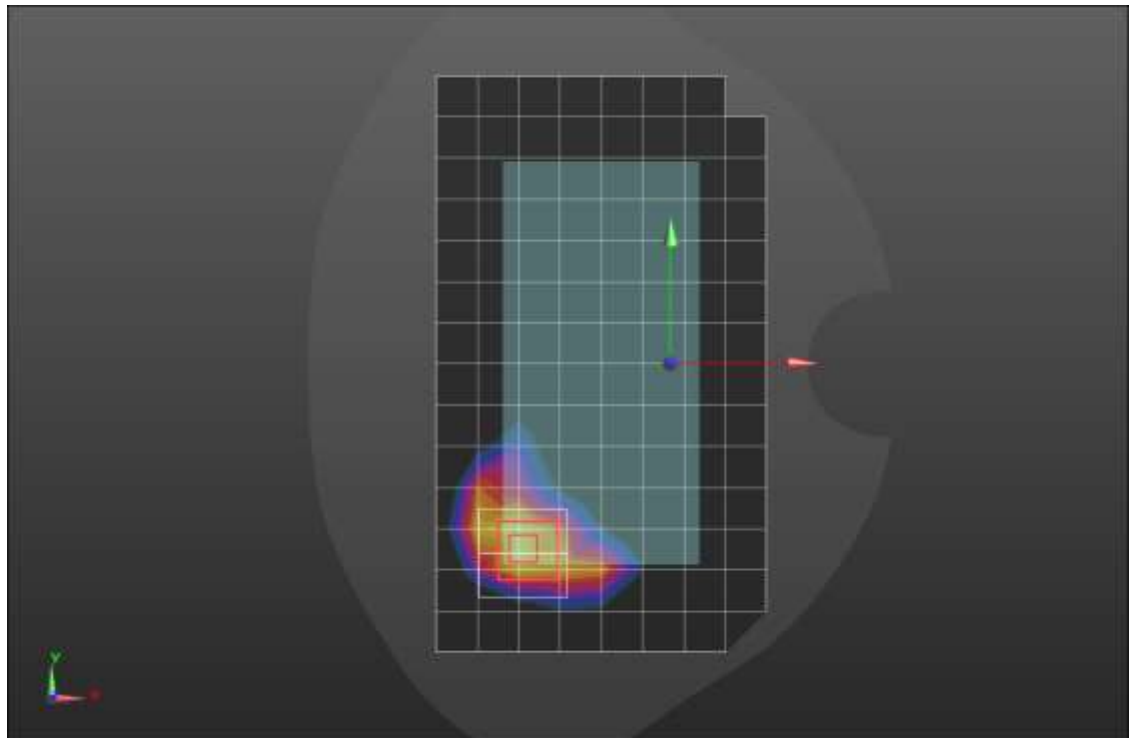
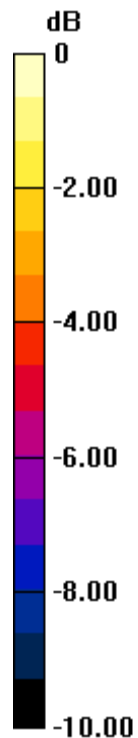
SAR(1 g) = 0.363 W/kg; SAR(10 g) = 0.176 W/kg

Smallest distance from peaks to all points 3 dB below = 9.7 mm

Ratio of SAR at M2 to SAR at M1 = 54.2%

[Info: Interpolated medium parameters used for SAR evaluation.](#)

Maximum value of SAR (measured) = 0.486 W/kg



0 dB = 0.486 W/kg = -3.13 dBW/kg

LTE Band 25 ANT 1

Frequency: 1860 MHz; Duty Cycle: 1:1; Room Ambient Temperature: 24.0°C; Liquid Temperature: 23.0°C

Medium parameters used: $f = 1860$ MHz; $\sigma = 1.421$ S/m; $\epsilon_r = 38.148$; $\rho = 1000$ kg/m³

DASY5 Configuration:

- Area Scan Setting: Find Secondary Maximum Within: 2.0 dB and with a peak SAR value greater than 0.0012W/kg
- Electronics: DAE4 Sn1359; Calibrated: 1/28/2021
- Probe: EX3DV4 - SN3772; ConvF(7.33, 7.33, 7.33) @ 1860 MHz; Calibrated: 2/25/2021
- Sensor-Surface: 2.5mm (Mechanical Surface Detection (Locations From Previous Scan Used)), Sensor-Surface: 2.5mm (Mechanical Surface Detection)
- Phantom: Twin-SAM V8.0 (20deg probe tilt); Type: QD 000 P41 AA; Serial: 1957

Edge 3/QPSK RB 50,24 Ch 26140/Area Scan (6x9x1): Measurement grid: dx=15mm, dy=15mm

Maximum value of SAR (measured) = 0.971 W/kg

Edge 3/QPSK RB 50,24 Ch 26140/Zoom Scan (5x5x7)/Cube 0: Measurement grid: dx=8mm, dy=8mm, dz=5mm

Reference Value = 26.57 V/m; Power Drift = -0.06 dB

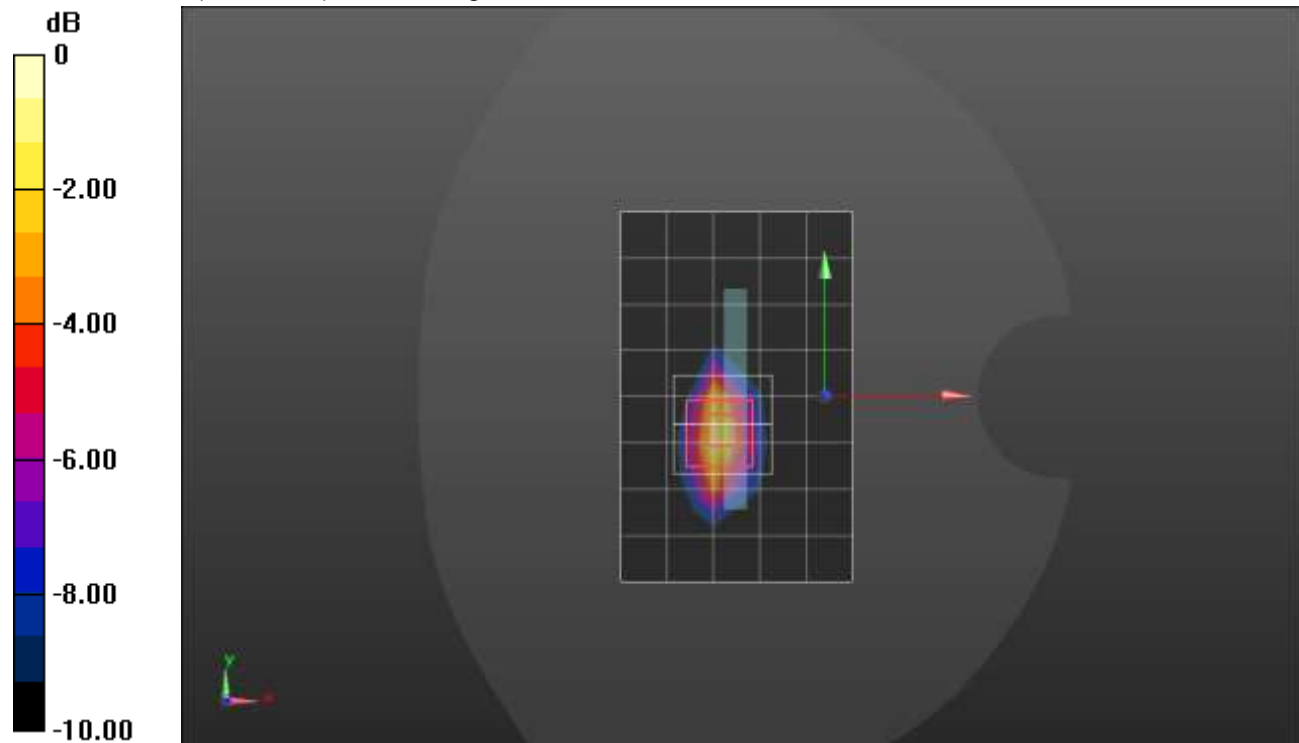
Peak SAR (extrapolated) = 1.59 W/kg

SAR(1 g) = 0.775 W/kg; SAR(10 g) = 0.356 W/kg

Smallest distance from peaks to all points 3 dB below = 8 mm

Ratio of SAR at M2 to SAR at M1 = 50.3%

Maximum value of SAR (measured) = 1.12 W/kg



0 dB = 1.12 W/kg = 0.49 dBW/kg

LTE Band 25 ANT 2

Frequency: 1882.5 MHz; Duty Cycle: 1:1; Room Ambient Temperature: 24.0°C; Liquid Temperature: 23.0°C
Medium parameters used (interpolated): $f = 1882.5$ MHz; $\sigma = 1.423$ S/m; $\epsilon_r = 38.577$; $\rho = 1000$ kg/m³

DASY5 Configuration:

- Area Scan Setting: Find Secondary Maximum Within: 2.0 dB and with a peak SAR value greater than 0.0012W/kg
- Electronics: DAE4 Sn1359; Calibrated: 1/28/2021
- Probe: EX3DV4 - SN3772; ConvF(7.33, 7.33, 7.33) @ 1882.5 MHz; Calibrated: 2/25/2021
- Sensor-Surface: 1.4mm (Mechanical Surface Detection)
- Phantom: Twin-SAM V8.0 (20deg probe tilt); Type: QD 000 P41 AA; Serial: 1957

RHS/Touch_QPSK RB 1,49 Ch 26365/Area Scan (9x14x1): Measurement grid: dx=15mm, dy=15mm

[Info: Interpolated medium parameters used for SAR evaluation.](#)

Maximum value of SAR (measured) = 1.34 W/kg

RHS/Touch_QPSK RB 1,49 Ch 26365/Zoom Scan (5x5x7)/Cube 0: Measurement grid: dx=8mm, dy=8mm, dz=5mm

Reference Value = 27.09 V/m; Power Drift = 0.07 dB

Peak SAR (extrapolated) = 1.77 W/kg

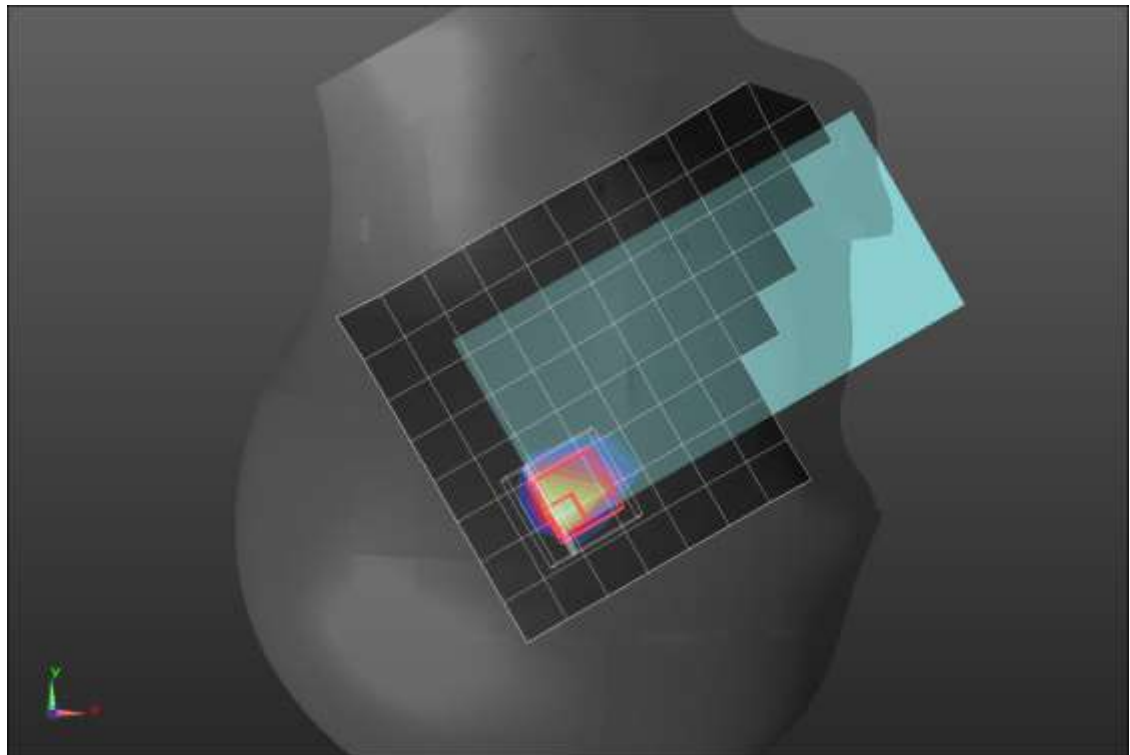
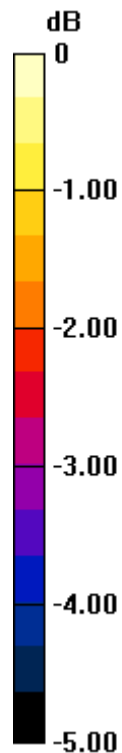
SAR(1 g) = 0.737 W/kg; SAR(10 g) = 0.393 W/kg

Smallest distance from peaks to all points 3 dB below = 8.1 mm

Ratio of SAR at M2 to SAR at M1 = 36.7%

[Info: Interpolated medium parameters used for SAR evaluation.](#)

Maximum value of SAR (measured) = 1.32 W/kg



0 dB = 1.32 W/kg = 1.21 dBW/kg

LTE Band 25 ANT 2

Frequency: 1905 MHz; Duty Cycle: 1:1; Room Ambient Temperature: 24.0°C; Liquid Temperature: 23.0°C

Medium parameters used: $f = 1905$ MHz; $\sigma = 1.402$ S/m; $\epsilon_r = 38.38$; $\rho = 1000$ kg/m³

DASY5 Configuration:

- Area Scan Setting: Find Secondary Maximum Within: 2.0 dB and with a peak SAR value greater than 0.0012W/kg
- Electronics: DAE4 Sn1359; Calibrated: 1/28/2021
- Probe: EX3DV4 - SN3772; ConvF(7.33, 7.33, 7.33) @ 1905 MHz; Calibrated: 2/25/2021
- Sensor-Surface: 2.5mm (Mechanical Surface Detection)
- Phantom: Twin-SAM V8.0 (20deg probe tilt); Type: QD 000 P41 AA; Serial: 1957

Rear/QPSK RB 50,24 Ch 26590/Area Scan (10x14x1): Measurement grid: dx=15mm, dy=15mm

Maximum value of SAR (measured) = 1.04 W/kg

Rear/QPSK RB 50,24 Ch 26590/Zoom Scan (5x5x7)/Cube 0: Measurement grid: dx=8mm, dy=8mm, dz=5mm

Reference Value = 27.52 V/m; Power Drift = -0.01 dB

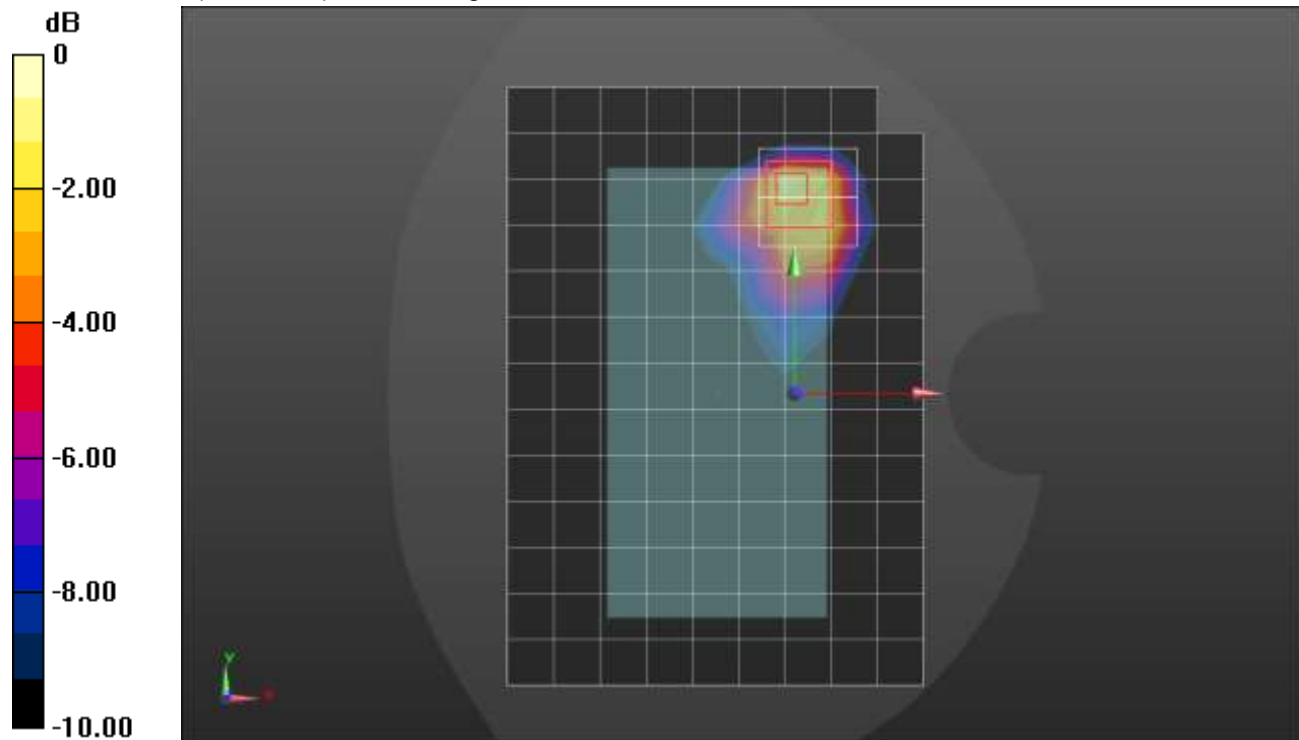
Peak SAR (extrapolated) = 1.97 W/kg

SAR(1 g) = 0.841 W/kg; SAR(10 g) = 0.378 W/kg

Smallest distance from peaks to all points 3 dB below = 7.2 mm

Ratio of SAR at M2 to SAR at M1 = 42%

Maximum value of SAR (measured) = 1.27 W/kg



0 dB = 1.27 W/kg = 1.04 dBW/kg

LTE Band 25 ANT 3

Frequency: 1882.5 MHz; Duty Cycle: 1:1; Room Ambient Temperature: 24.0°C; Liquid Temperature: 23.0°C
Medium parameters used (interpolated): $f = 1882.5$ MHz; $\sigma = 1.447$ S/m; $\epsilon_r = 39.157$; $\rho = 1000$ kg/m³

DASY5 Configuration:

- Area Scan Setting: Find Secondary Maximum Within: 2.0 dB and with a peak SAR value greater than 0.0012W/kg
- Electronics: DAE4 Sn1673; Calibrated: 5/6/2021
- Probe: EX3DV4 - SN3991; ConvF(8.21, 8.21, 8.21) @ 1882.5 MHz; Calibrated: 7/27/2020
- Sensor-Surface: 2.5mm (Mechanical Surface Detection)
- Phantom: Twin-SAM V5.0 (20deg probe tilt); Type: QD 000 P40 CD; Serial: xxxx

LHS/Touch_QPSK RB 50,24 Ch 26365/Area Scan (9x13x1): Measurement grid: dx=15mm, dy=15mm

[Info: Interpolated medium parameters used for SAR evaluation.](#)

Maximum value of SAR (measured) = 0.372 W/kg

LHS/Touch_QPSK RB 50,24 Ch 26365/Zoom Scan (5x5x7)/Cube 0: Measurement grid: dx=8mm, dy=8mm, dz=5mm

Reference Value = 16.39 V/m; Power Drift = 0.07 dB

Peak SAR (extrapolated) = 0.577 W/kg

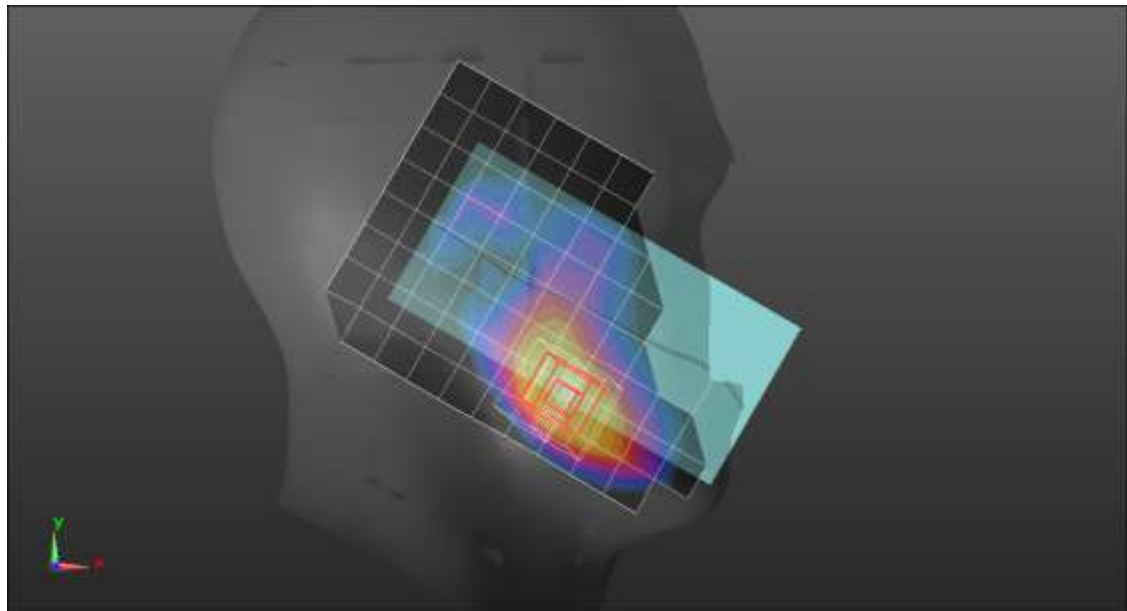
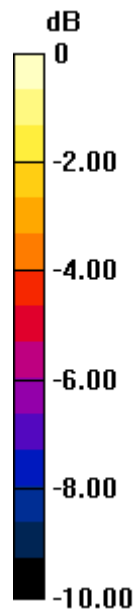
SAR(1 g) = 0.353 W/kg; SAR(10 g) = 0.210 W/kg

Smallest distance from peaks to all points 3 dB below = 12.3 mm

Ratio of SAR at M2 to SAR at M1 = 61.3%

[Info: Interpolated medium parameters used for SAR evaluation.](#)

Maximum value of SAR (measured) = 0.452 W/kg



0 dB = 0.452 W/kg = -3.45 dBW/kg

LTE Band 25 ANT 3

Frequency: 1882.5 MHz; Duty Cycle: 1:1; Room Ambient Temperature: 24.0°C; Liquid Temperature: 23.0°C

Medium parameters used (interpolated): $f = 1882.5$ MHz; $\sigma = 1.429$ S/m; $\epsilon_r = 38.052$; $\rho = 1000$ kg/m³

DASY5 Configuration:

- Area Scan Setting: Find Secondary Maximum Within: 2.0 dB and with a peak SAR value greater than 0.0012W/kg
- Electronics: DAE4 Sn1359; Calibrated: 1/28/2021
- Probe: EX3DV4 - SN3772; ConvF(7.33, 7.33, 7.33) @ 1882.5 MHz; Calibrated: 2/25/2021
- Sensor-Surface: 2.5mm (Mechanical Surface Detection (Locations From Previous Scan Used)), Sensor-Surface: 2.5mm (Mechanical Surface Detection)
- Phantom: Twin-SAM V8.0 (20deg probe tilt); Type: QD 000 P41 AA; Serial: 1957

Rear/QPSK RB 50,24 Ch 26365/Area Scan (9x15x1): Measurement grid: dx=15mm, dy=15mm

[Info: Interpolated medium parameters used for SAR evaluation.](#)

Maximum value of SAR (measured) = 0.919 W/kg

Rear/QPSK RB 50,24 Ch 26365/Zoom Scan (5x5x7)/Cube 0: Measurement grid: dx=8mm, dy=8mm, dz=5mm

Reference Value = 25.66 V/m; Power Drift = -0.02 dB

Peak SAR (extrapolated) = 1.50 W/kg

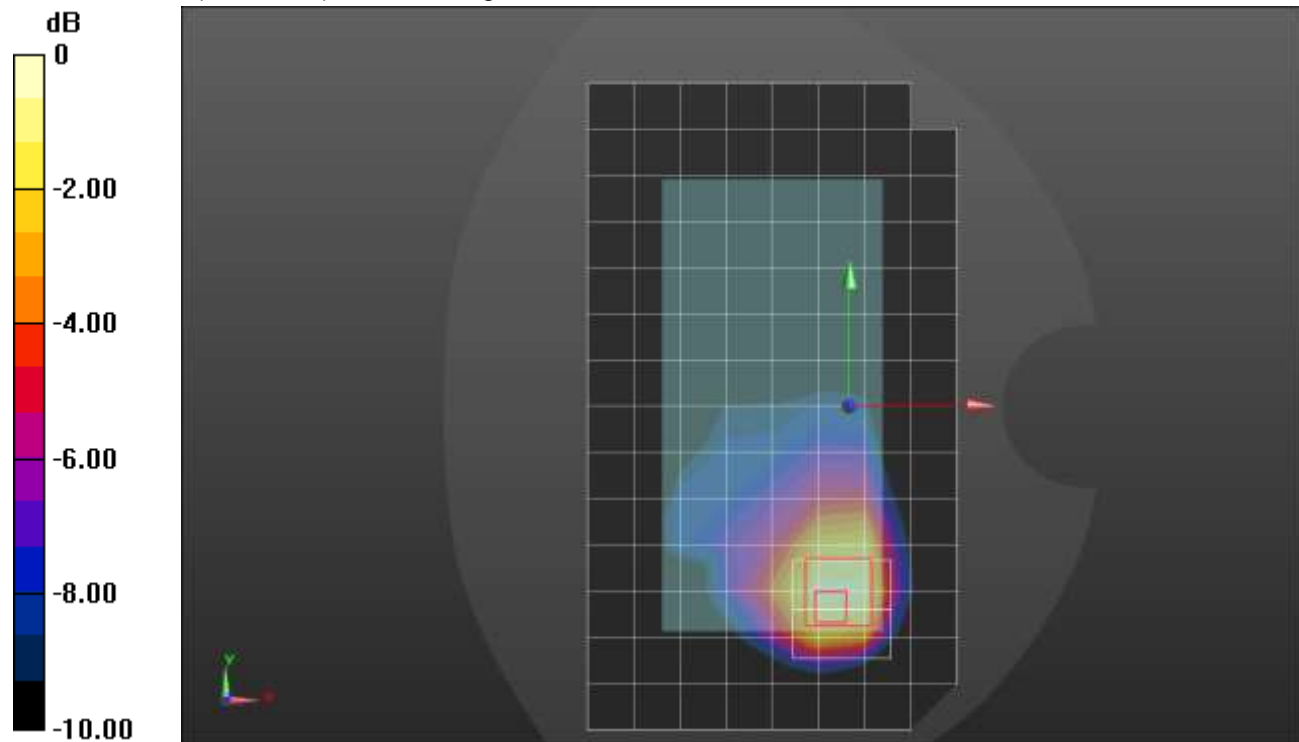
SAR(1 g) = 0.724 W/kg; SAR(10 g) = 0.410 W/kg

Smallest distance from peaks to all points 3 dB below = 12.9 mm

Ratio of SAR at M2 to SAR at M1 = 47.7%

[Info: Interpolated medium parameters used for SAR evaluation.](#)

Maximum value of SAR (measured) = 0.973 W/kg



0 dB = 0.973 W/kg = -0.12 dBW/kg

LTE Band 25 ANT 3

Frequency: 1905 MHz; Duty Cycle: 1:1; Room Ambient Temperature: 24.0°C; Liquid Temperature: 23.0°C

Medium parameters used: $f = 1905$ MHz; $\sigma = 1.444$ S/m; $\epsilon_r = 38.037$; $\rho = 1000$ kg/m³

DASY5 Configuration:

- Area Scan Setting: Find Secondary Maximum Within: 2.0 dB and with a peak SAR value greater than 0.0012W/kg
- Electronics: DAE4 Sn1359; Calibrated: 1/28/2021
- Probe: EX3DV4 - SN3772; ConvF(7.33, 7.33, 7.33) @ 1905 MHz; Calibrated: 2/25/2021
- Sensor-Surface: 2.5mm (Mechanical Surface Detection)
- Phantom: Twin-SAM V8.0 (20deg probe tilt); Type: QD 000 P41 AA; Serial: 1957

Edge 4/QPSK RB 50,24 Ch 26590/Area Scan (5x12x1): Measurement grid: dx=15mm, dy=15mm
Maximum value of SAR (measured) = 0.920 W/kg

Edge 4/QPSK RB 50,24 Ch 26590/Zoom Scan (5x5x7)/Cube 0: Measurement grid: dx=8mm, dy=8mm, dz=5mm

Reference Value = 25.52 V/m; Power Drift = 0.07 dB

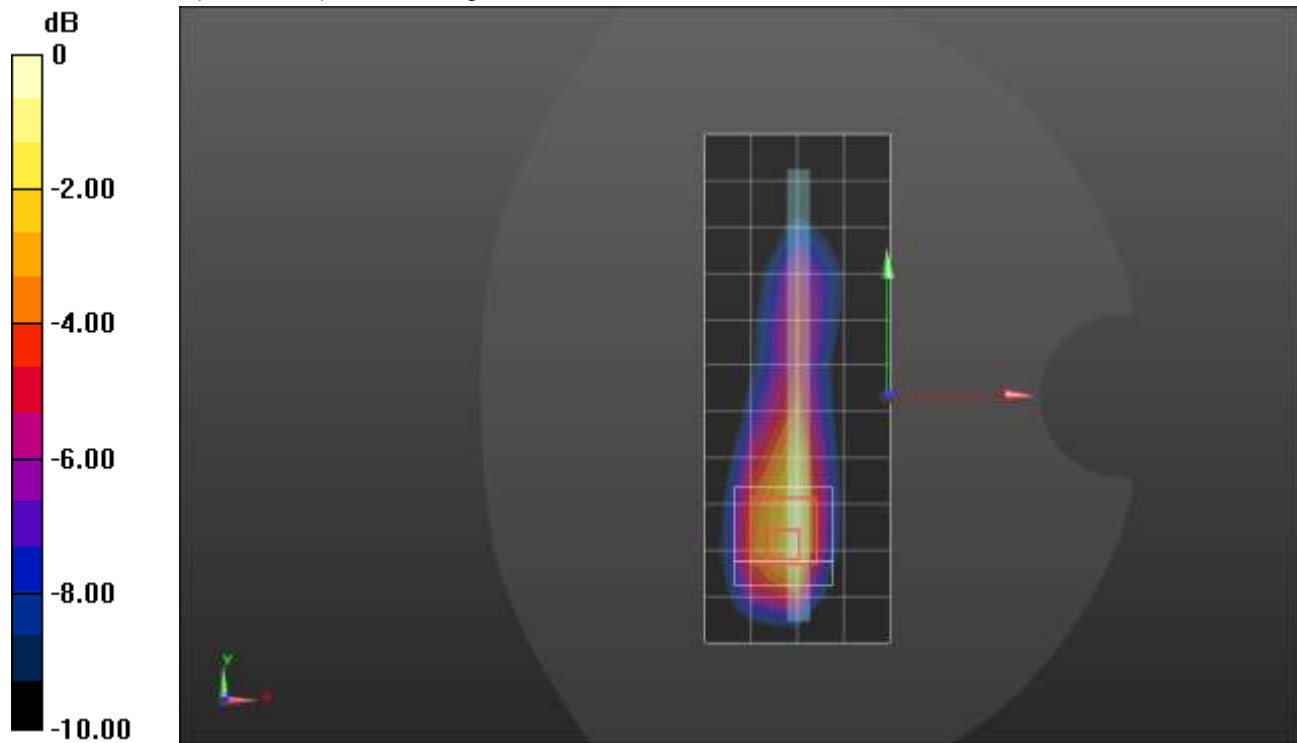
Peak SAR (extrapolated) = 1.58 W/kg

SAR(1 g) = 0.827 W/kg; SAR(10 g) = 0.423 W/kg

Smallest distance from peaks to all points 3 dB below = 8.2 mm

Ratio of SAR at M2 to SAR at M1 = 51.6%

Maximum value of SAR (measured) = 1.13 W/kg



0 dB = 1.13 W/kg = 0.53 dBW/kg

LTE Band 25 ANT 4

Frequency: 1905 MHz; Duty Cycle: 1:1; Room Ambient Temperature: 24.0°C; Liquid Temperature: 23.0°C

Medium parameters used: $f = 1905$ MHz; $\sigma = 1.444$ S/m; $\epsilon_r = 38.037$; $\rho = 1000$ kg/m³

DASY5 Configuration:

- Area Scan Setting: Find Secondary Maximum Within: 2.0 dB and with a peak SAR value greater than 0.0012W/kg
- Electronics: DAE4 Sn1359; Calibrated: 1/28/2021
- Probe: EX3DV4 - SN3772; ConvF(7.33, 7.33, 7.33) @ 1905 MHz; Calibrated: 2/25/2021
- Sensor-Surface: 1.4mm (Mechanical Surface Detection)
- Phantom: Twin-SAM V8.0 (20deg probe tilt); Type: QD 000 P41 AA; Serial: 1957

LHS/Touch_QPSK RB 1,49 Ch 26590/Area Scan (8x14x1): Measurement grid: dx=15mm, dy=15mm
Maximum value of SAR (measured) = 1.12 W/kg

LHS/Touch_QPSK RB 1,49 Ch 26590/Zoom Scan (5x5x7)/Cube 0: Measurement grid: dx=8mm, dy=8mm, dz=5mm

Reference Value = 26.52 V/m; Power Drift = -0.01 dB

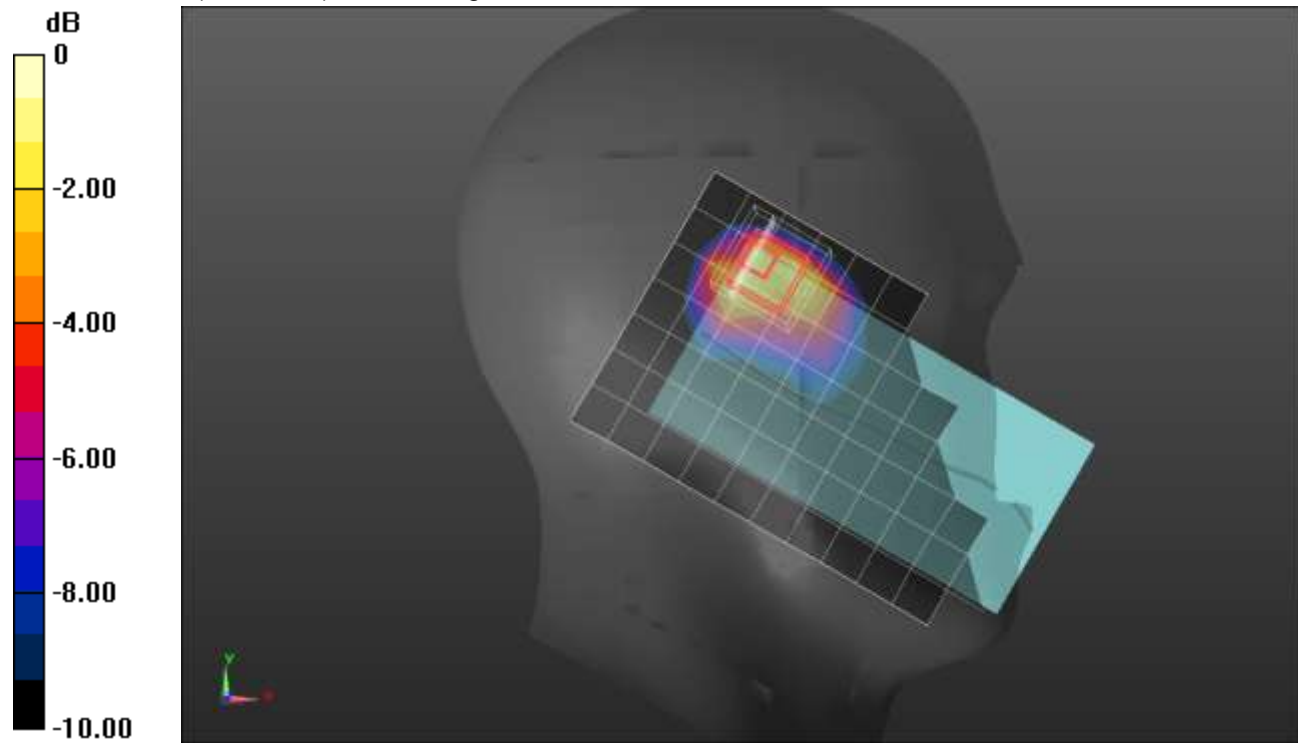
Peak SAR (extrapolated) = 1.77 W/kg

SAR(1 g) = 0.826 W/kg; SAR(10 g) = 0.431 W/kg

Smallest distance from peaks to all points 3 dB below = 8.6 mm

Ratio of SAR at M2 to SAR at M1 = 46.5%

Maximum value of SAR (measured) = 1.42 W/kg



0 dB = 1.42 W/kg = 1.52 dBW/kg

LTE Band 25 ANT 4

Frequency: 1882.5 MHz; Duty Cycle: 1:1; Room Ambient Temperature: 24.0°C; Liquid Temperature: 23.0°C

Medium parameters used (interpolated): $f = 1882.5$ MHz; $\sigma = 1.439$ S/m; $\epsilon_r = 39.898$; $\rho = 1000$ kg/m³

DASY5 Configuration:

- Area Scan Setting: Find Secondary Maximum Within: 2.0 dB and with a peak SAR value greater than 0.0012W/kg
- Electronics: DAE4 Sn1359; Calibrated: 1/28/2021
- Probe: EX3DV4 - SN3772; ConvF(7.33, 7.33, 7.33) @ 1882.5 MHz; Calibrated: 2/25/2021
- Sensor-Surface: 2.5mm (Mechanical Surface Detection (Locations From Previous Scan Used)), Sensor-Surface: 2.5mm (Mechanical Surface Detection)
- Phantom: Twin-SAM V8.0 (20deg probe tilt); Type: QD 000 P41 AA; Serial: 1948

Rear/QPSK RB 50,24 Ch 26365/Area Scan (10x14x1): Measurement grid: dx=15mm, dy=15mm

[Info: Interpolated medium parameters used for SAR evaluation.](#)

Maximum value of SAR (measured) = 0.859 W/kg

Rear/QPSK RB 50,24 Ch 26365/Zoom Scan (5x5x7)/Cube 0: Measurement grid: dx=8mm, dy=8mm, dz=5mm

Reference Value = 24.68 V/m; Power Drift = -0.04 dB

Peak SAR (extrapolated) = 1.34 W/kg

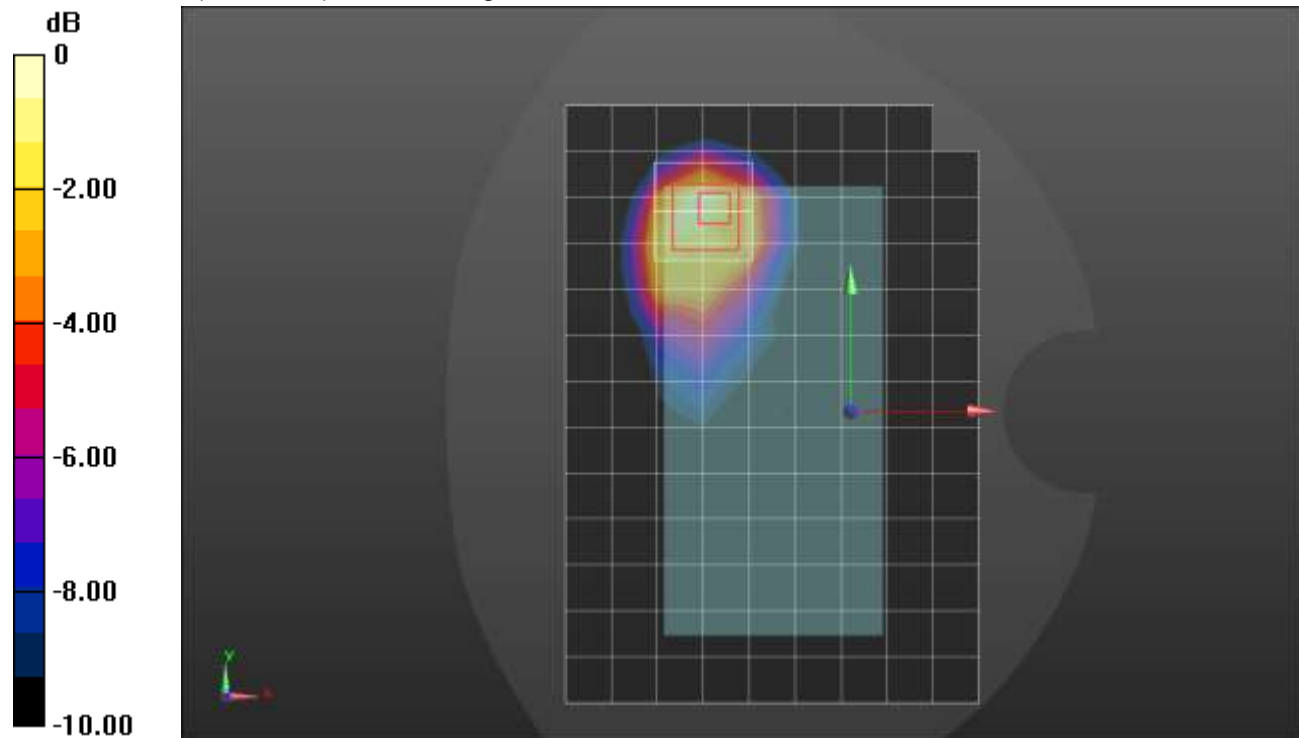
SAR(1 g) = 0.664 W/kg; SAR(10 g) = 0.354 W/kg

Smallest distance from peaks to all points 3 dB below = 11.3 mm

Ratio of SAR at M2 to SAR at M1 = 51%

[Info: Interpolated medium parameters used for SAR evaluation.](#)

Maximum value of SAR (measured) = 0.894 W/kg



LTE Band 25 ANT 4

Frequency: 1905 MHz; Duty Cycle: 1:1; Room Ambient Temperature: 24.0°C; Liquid Temperature: 23.0°C

Medium parameters used: $f = 1905$ MHz; $\sigma = 1.444$ S/m; $\epsilon_r = 38.037$; $\rho = 1000$ kg/m³

DASY5 Configuration:

- Area Scan Setting: Find Secondary Maximum Within: 2.0 dB and with a peak SAR value greater than 0.0012W/kg
- Electronics: DAE4 Sn1359; Calibrated: 1/28/2021
- Probe: EX3DV4 - SN3772; ConvF(7.33, 7.33, 7.33) @ 1905 MHz; Calibrated: 2/25/2021
- Sensor-Surface: 2.5mm (Mechanical Surface Detection), Sensor-Surface: 2.5mm (Mechanical Surface Detection (Locations From Previous Scan Used))
- Phantom: Twin-SAM V8.0 (20deg probe tilt); Type: QD 000 P41 AA; Serial: 1957

Edge 2/QPSK RB 50,24 Ch 26590/Area Scan (5x14x1): Measurement grid: dx=15mm, dy=15mm

Maximum value of SAR (measured) = 1.04 W/kg

Edge 2/QPSK RB 50,24 Ch 26590/Zoom Scan (5x5x7)/Cube 0: Measurement grid: dx=8mm, dy=8mm, dz=5mm

Reference Value = 26.74 V/m; Power Drift = 0.06 dB

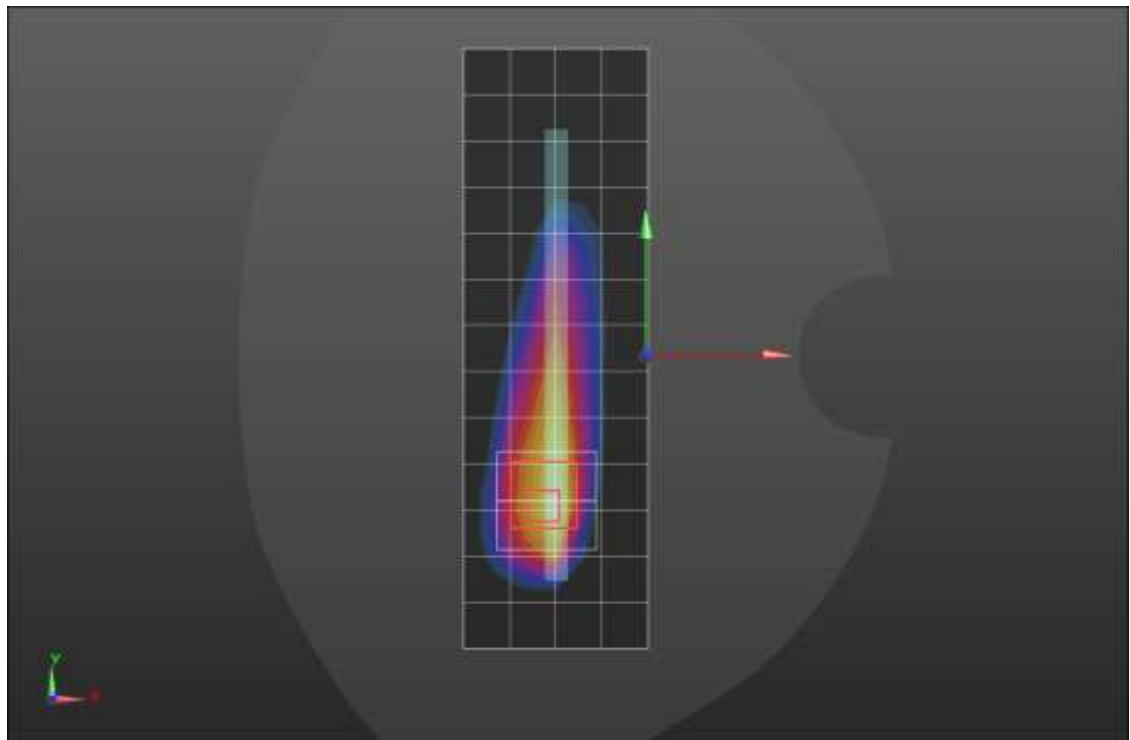
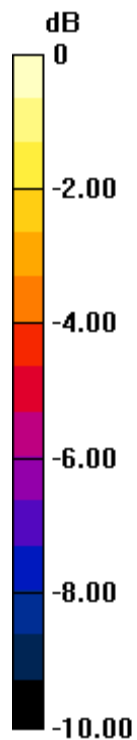
Peak SAR (extrapolated) = 1.64 W/kg

SAR(1 g) = 0.843 W/kg; SAR(10 g) = 0.410 W/kg

Smallest distance from peaks to all points 3 dB below = 8 mm

Ratio of SAR at M2 to SAR at M1 = 55.1%

Maximum value of SAR (measured) = 1.17 W/kg



0 dB = 1.04 W/kg = 0.17 dBW/kg

LTE Band 26 ANT 1

Frequency: 831.5 MHz; Duty Cycle: 1:1; Room Ambient Temperature: 24.0°C; Liquid Temperature: 23.0°C

Medium parameters used (interpolated): $f = 831.5$ MHz; $\sigma = 0.877$ S/m; $\epsilon_r = 39.921$; $\rho = 1000$ kg/m³

DASY5 Configuration:

- Area Scan Setting: Find Secondary Maximum Within: 2.0 dB and with a peak SAR value greater than 0.0012W/kg
- Electronics: DAE4 Sn1261; Calibrated: 2/24/2021
- Probe: EX3DV4 - SN7581; ConvF(10.49, 10.49, 10.49) @ 831.5 MHz; Calibrated: 3/1/2021
- Sensor-Surface: 1.4mm (Mechanical Surface Detection)
- Phantom: Twin-SAM V8.0 (30deg probe tilt); Type: QD 000 P41 Ax; Serial: xxxx

RHS/Touch_QPSK RB 1,25 Ch 26865/Area Scan (8x13x1): Measurement grid: dx=15mm, dy=15mm

[Info: Interpolated medium parameters used for SAR evaluation.](#)

Maximum value of SAR (measured) = 0.214 W/kg

RHS/Touch_QPSK RB 1,25 Ch 26865/Zoom Scan (6x5x7)/Cube 0: Measurement grid: dx=8mm, dy=8mm, dz=5mm

Reference Value = 15.13 V/m; Power Drift = 0.01 dB

Peak SAR (extrapolated) = 0.232 W/kg

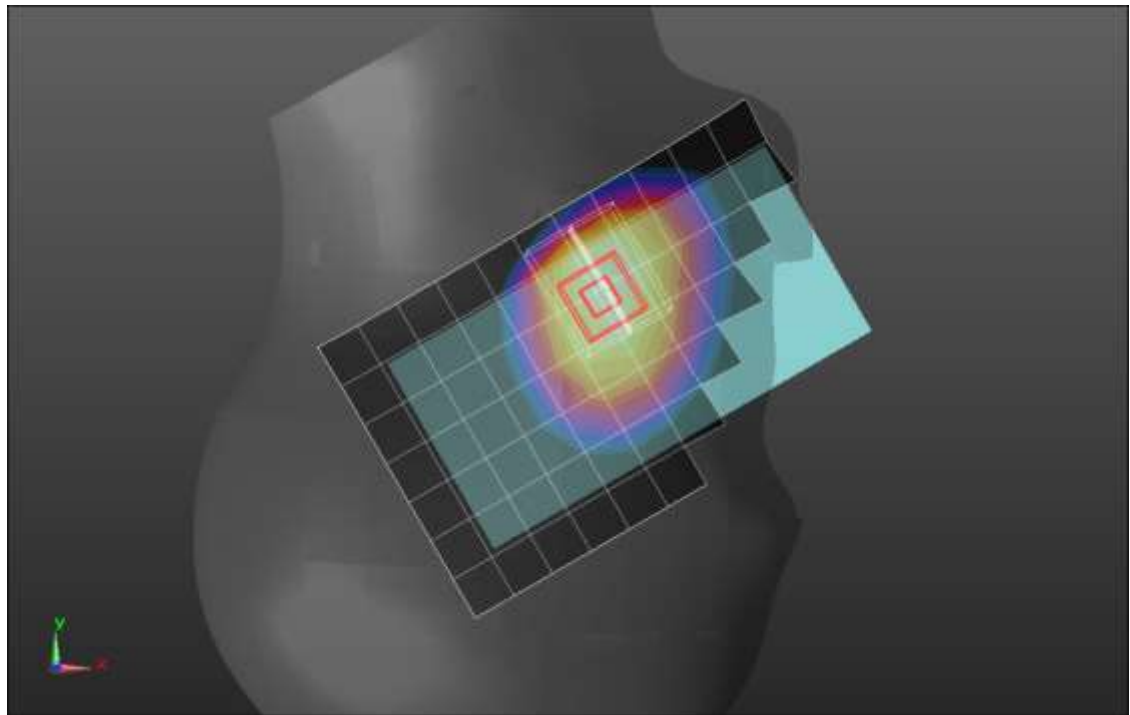
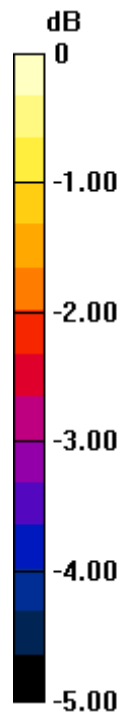
SAR(1 g) = 0.180 W/kg; SAR(10 g) = 0.137 W/kg

Smallest distance from peaks to all points 3 dB below = 27.5 mm

Ratio of SAR at M2 to SAR at M1 = 78.6%

[Info: Interpolated medium parameters used for SAR evaluation.](#)

Maximum value of SAR (measured) = 0.213 W/kg



0 dB = 0.213 W/kg = -6.72 dBW/kg

LTE Band 26 ANT 1

Frequency: 844 MHz; Duty Cycle: 1:1; Room Ambient Temperature: 24.0°C; Liquid Temperature: 23.0°C

Medium parameters used (interpolated): $f = 844$ MHz; $\sigma = 0.917$ S/m; $\epsilon_r = 42.187$; $\rho = 1000$ kg/m³

DASY5 Configuration:

- Area Scan Setting: Find Secondary Maximum Within: 2.0 dB and with a peak SAR value greater than 0.0012W/kg
- Electronics: DAE4 Sn1545; Calibrated: 2/22/2021
- Probe: EX3DV4 - SN7448; ConvF(9.76, 9.76, 9.76) @ 844 MHz; Calibrated: 2/26/2021
- Sensor-Surface: 1.4mm (Mechanical Surface Detection)
- Phantom: SAM with CRP v5.0; Type: QD000P40CD; Serial: TP:xxxx

Rear/QPSK RB 1,25 Ch 26990/Area Scan (9x13x1): Measurement grid: dx=15mm, dy=15mm

[Info: Interpolated medium parameters used for SAR evaluation.](#)

Maximum value of SAR (measured) = 1.28 W/kg

Rear/QPSK RB 1,25 Ch 26990/Zoom Scan (5x5x7)/Cube 0: Measurement grid: dx=8mm, dy=8mm, dz=5mm

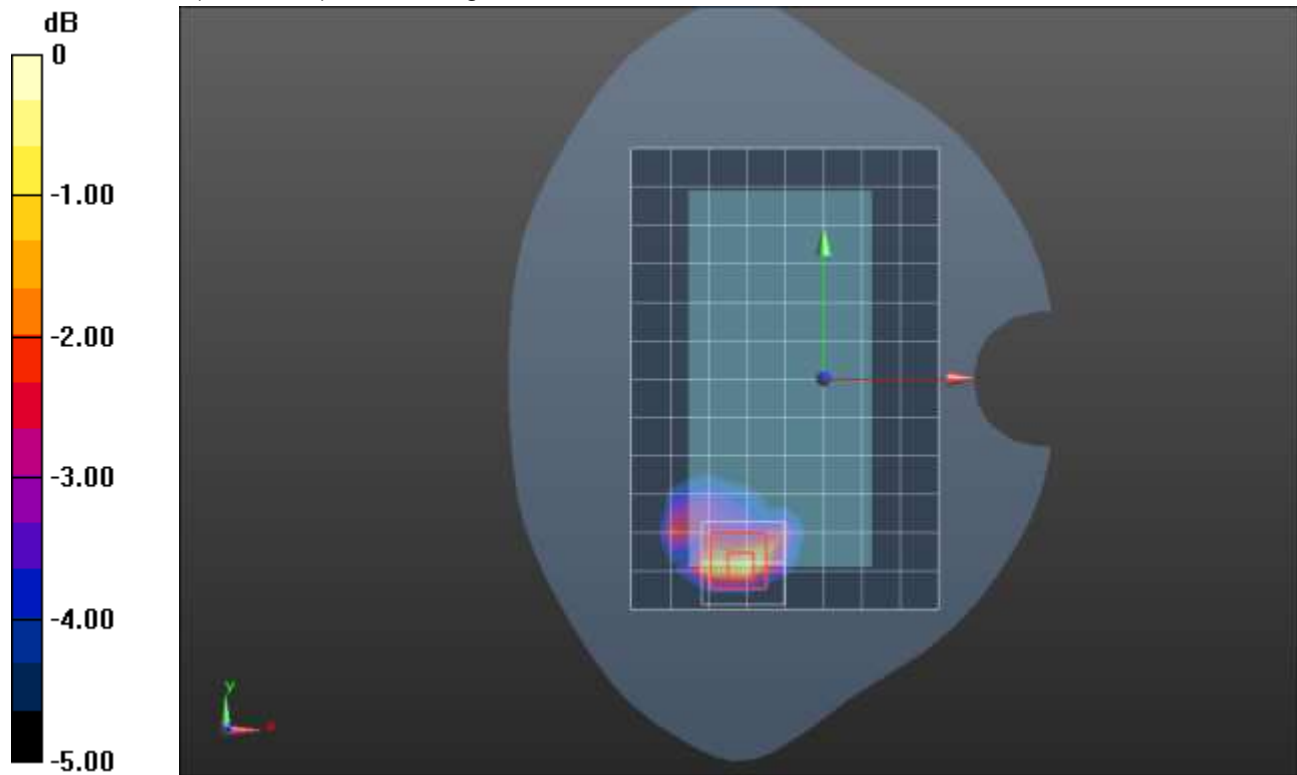
Reference Value = 34.45 V/m; Power Drift = 0.10 dB

Peak SAR (extrapolated) = 1.84 W/kg

SAR(1 g) = 0.818 W/kg; SAR(10 g) = 0.427 W/kg

[Info: Interpolated medium parameters used for SAR evaluation.](#)

Maximum value of SAR (measured) = 1.46 W/kg



0 dB = 1.46 W/kg = 1.64 dBW/kg

LTE Band 26 ANT 2

Frequency: 831.5 MHz; Duty Cycle: 1:1; Room Ambient Temperature: 24.0°C; Liquid Temperature: 23.0°C

Medium parameters used (interpolated): $f = 831.5$ MHz; $\sigma = 0.929$ S/m; $\epsilon_r = 40.339$; $\rho = 1000$ kg/m³

DASY5 Configuration:

- Area Scan Setting: Find Secondary Maximum Within: 2.0 dB and with a peak SAR value greater than 0.0012W/kg
- Electronics: DAE4 Sn1545; Calibrated: 2/22/2021
- Probe: EX3DV4 - SN7448; ConvF(9.76, 9.76, 9.76) @ 831.5 MHz; Calibrated: 2/26/2021
- Sensor-Surface: 1.4mm (Mechanical Surface Detection)
- Phantom: SAM with CRP v5.0; Type: QD000P40CD; Serial: TP:xxxx

LHS/Touch_QPSK RB 1,25 Ch 26865/Area Scan (8x13x1): Measurement grid: dx=15mm, dy=15mm

[Info: Interpolated medium parameters used for SAR evaluation.](#)

Maximum value of SAR (measured) = 1.48 W/kg

LHS/Touch_QPSK RB 1,25 Ch 26865/Zoom Scan (6x6x7)/Cube 0: Measurement grid: dx=8mm, dy=8mm, dz=5mm


Reference Value = 34.54 V/m; Power Drift = -0.01 dB

Peak SAR (extrapolated) = 2.14 W/kg

SAR(1 g) = 0.896 W/kg; SAR(10 g) = 0.546 W/kg

[Info: Interpolated medium parameters used for SAR evaluation.](#)

Maximum value of SAR (measured) = 1.54 W/kg



0 dB = 1.54 W/kg = 1.88 dBW/kg

LTE Band 26 ANT 2

Frequency: 831.5 MHz; Duty Cycle: 1:1; Room Ambient Temperature: 24.0°C; Liquid Temperature: 23.0°C

Medium parameters used (interpolated): $f = 831.5$ MHz; $\sigma = 0.912$ S/m; $\epsilon_r = 42.199$; $\rho = 1000$ kg/m³

DASY5 Configuration:

- Area Scan Setting: Find Secondary Maximum Within: 2.0 dB and with a peak SAR value greater than 0.0012W/kg
- Electronics: DAE4 Sn1545; Calibrated: 2/22/2021
- Probe: EX3DV4 - SN7448; ConvF(9.76, 9.76, 9.76) @ 831.5 MHz; Calibrated: 2/26/2021
- Sensor-Surface: 1.4mm (Mechanical Surface Detection)
- Phantom: SAM with CRP v5.0; Type: QD000P40CD; Serial: TP:xxxx

Rear/QPSK RB 1,25 Ch 26865/Area Scan (9x13x1): Measurement grid: dx=15mm, dy=15mm

[Info: Interpolated medium parameters used for SAR evaluation.](#)

Maximum value of SAR (measured) = 0.602 W/kg

Rear/QPSK RB 1,25 Ch 26865/Zoom Scan (6x6x7)/Cube 0: Measurement grid: dx=8mm, dy=8mm, dz=5mm

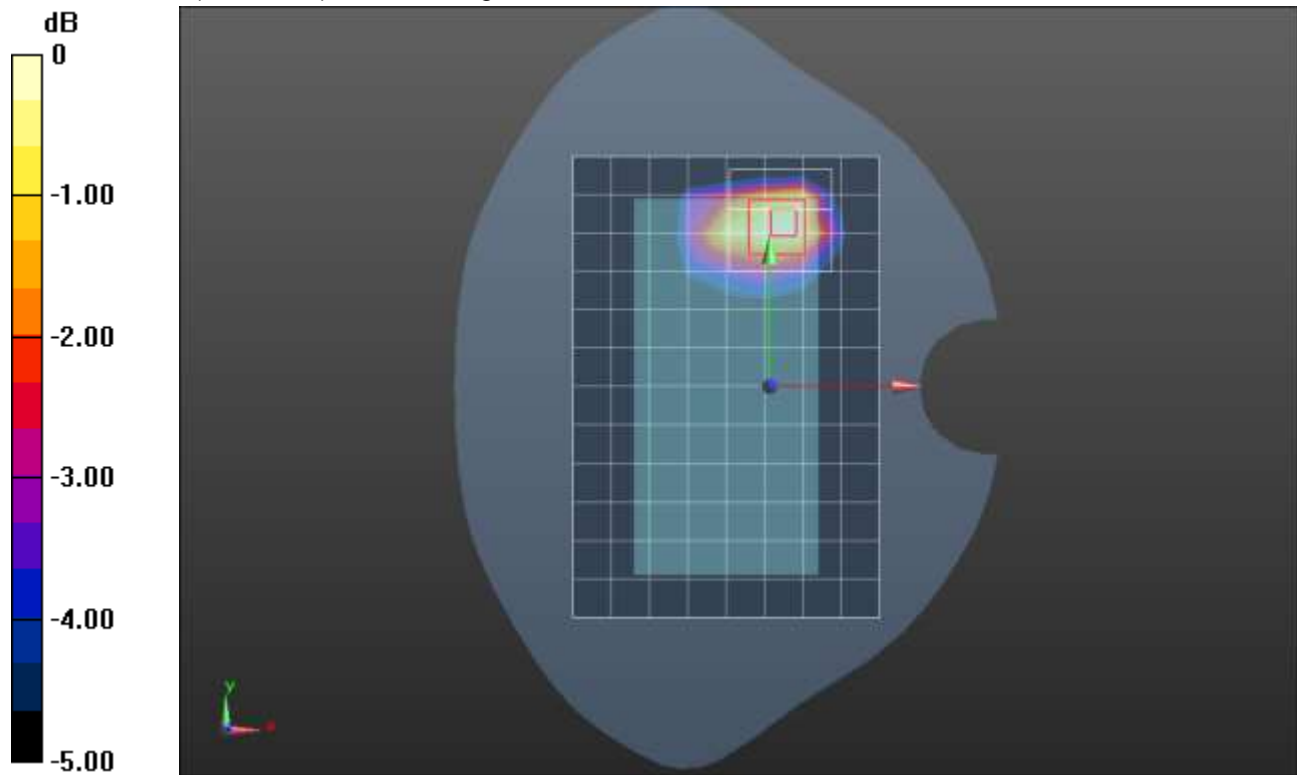
Reference Value = 23.68 V/m; Power Drift = 0.20 dB

Peak SAR (extrapolated) = 0.836 W/kg

SAR(1 g) = 0.456 W/kg; SAR(10 g) = 0.284 W/kg

[Info: Interpolated medium parameters used for SAR evaluation.](#)

Maximum value of SAR (measured) = 0.632 W/kg



0 dB = 0.632 W/kg = -1.99 dBW/kg

LTE Band 30 ANT 1

Frequency: 2310 MHz; Duty Cycle: 1:1; Room Ambient Temperature: 24.0°C; Liquid Temperature: 23.0°C

Medium parameters used: $f = 2310$ MHz; $\sigma = 1.734$ S/m; $\epsilon_r = 37.916$; $\rho = 1000$ kg/m³

DASY5 Configuration:

- Area Scan Setting: Find Secondary Maximum Within: 2.0 dB and with a peak SAR value greater than 0.0012W/kg
- Electronics: DAE4 Sn1547; Calibrated: 4/19/2021
- Probe: EX3DV4 - SN7482; ConvF(7.52, 7.52, 7.52) @ 2310 MHz; Calibrated: 4/26/2021
- Sensor-Surface: 1.4mm (Mechanical Surface Detection)
- Phantom: SAM (B); Type: QD000P40CD; Serial: 1632

RHS/Touch_QPSK RB 1,25 Ch 27710/Area Scan (10x15x1): Measurement grid: dx=12mm, dy=12mm
Maximum value of SAR (measured) = 0.451 W/kg

RHS/Touch_QPSK RB 1,25 Ch 27710/Zoom Scan (7x7x7)/Cube 0: Measurement grid: dx=5mm, dy=5mm, dz=5mm

Reference Value = 15.28 V/m; Power Drift = 0.04 dB

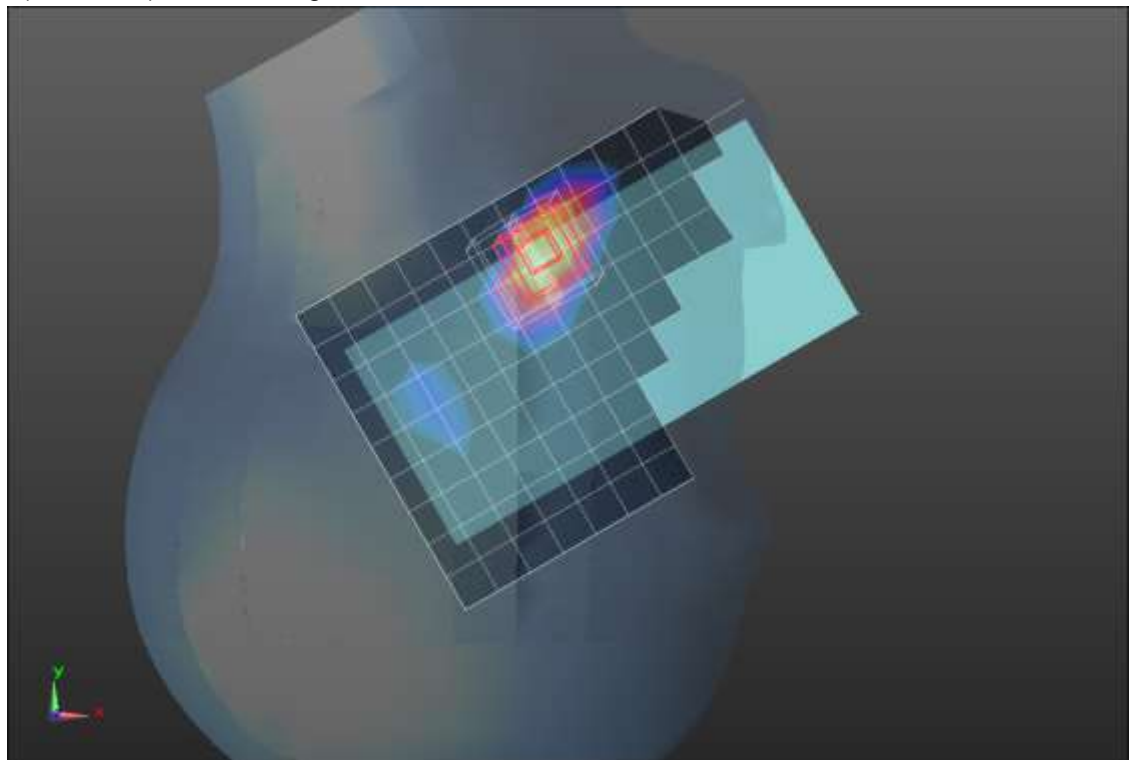
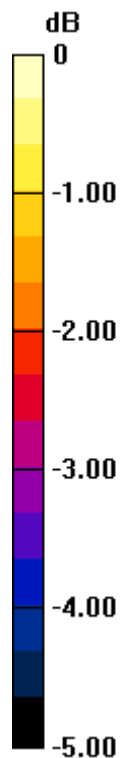
Peak SAR (extrapolated) = 0.564 W/kg

SAR(1 g) = 0.329 W/kg; SAR(10 g) = 0.185 W/kg

Smallest distance from peaks to all points 3 dB below = 11.1 mm

Ratio of SAR at M2 to SAR at M1 = 59.3%

Maximum value of SAR (measured) = 0.475 W/kg



0 dB = 0.475 W/kg = -3.23 dBW/kg

LTE Band 30 ANT 1

Frequency: 2310 MHz; Duty Cycle: 1:1; Room Ambient Temperature: 24.0°C; Liquid Temperature: 23.0°C

Medium parameters used: $f = 2310$ MHz; $\sigma = 1.714$ S/m; $\epsilon_r = 39.901$; $\rho = 1000$ kg/m³

DASY5 Configuration:

- Area Scan Setting: Find Secondary Maximum Within: 2.0 dB and with a peak SAR value greater than 0.0012W/kg
- Electronics: DAE4 Sn1547; Calibrated: 4/19/2021
- Probe: EX3DV4 - SN7482; ConvF(7.52, 7.52, 7.52) @ 2310 MHz; Calibrated: 4/26/2021
- Sensor-Surface: 1.4mm (Mechanical Surface Detection (Locations From Previous Scan Used)), Sensor-Surface: 2.5mm (Mechanical Surface Detection)
- Phantom: SAM (B); Type: QD000P40CD; Serial: 1632

Rear/QPSK RB 1,25 ch 27710/Area Scan (11x16x1): Measurement grid: dx=12mm, dy=12mm

Maximum value of SAR (measured) = 1.65 W/kg

Rear/QPSK RB 1,25 ch 27710/Zoom Scan (7x7x7)/Cube 0: Measurement grid: dx=5mm, dy=5mm, dz=5mm

Reference Value = 24.47 V/m; Power Drift = -0.15 dB

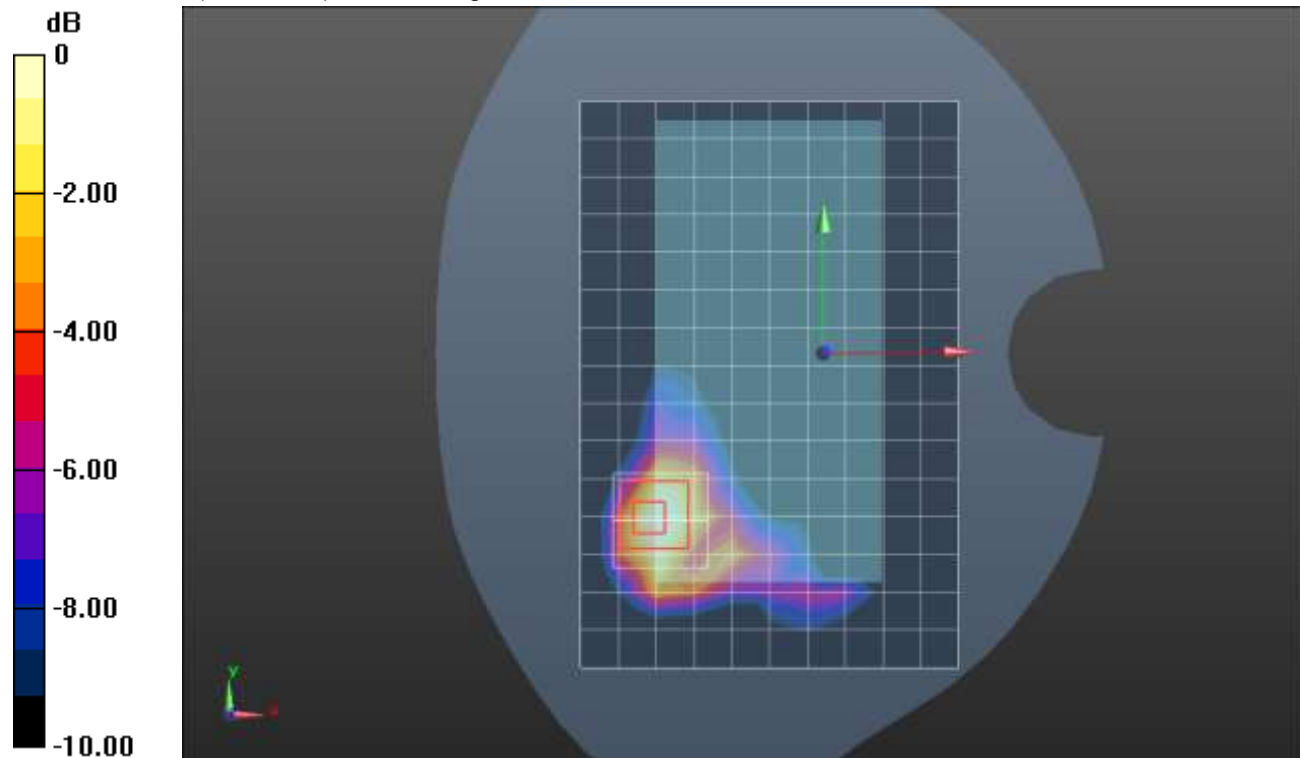
Peak SAR (extrapolated) = 2.02 W/kg

SAR(1 g) = 0.819 W/kg; SAR(10 g) = 0.357 W/kg

Smallest distance from peaks to all points 3 dB below = 6.3 mm

Ratio of SAR at M2 to SAR at M1 = 43%

Maximum value of SAR (measured) = 1.24 W/kg



0 dB = 1.24 W/kg = 0.93 dBW/kg

LTE Band 30 ANT 1

Frequency: 2310 MHz; Duty Cycle: 1:1; Room Ambient Temperature: 24.0°C; Liquid Temperature: 23.0°C

Medium parameters used: $f = 2310$ MHz; $\sigma = 1.714$ S/m; $\epsilon_r = 39.901$; $\rho = 1000$ kg/m³

DASY5 Configuration:

- Area Scan Setting: Find Secondary Maximum Within: 2.0 dB and with a peak SAR value greater than 0.0012W/kg
- Electronics: DAE4 Sn1547; Calibrated: 4/19/2021
- Probe: EX3DV4 - SN7482; ConvF(7.52, 7.52, 7.52) @ 2310 MHz; Calibrated: 4/26/2021
- Sensor-Surface: 2.5mm (Mechanical Surface Detection (Locations From Previous Scan Used)), Sensor-Surface: 2.5mm (Mechanical Surface Detection)
- Phantom: SAM (B); Type: QD000P40CD; Serial: 1632

Edge 2/QPSK RB 1,25 ch 27710/Area Scan (7x16x1): Measurement grid: dx=12mm, dy=12mm

Maximum value of SAR (measured) = 0.742 W/kg

Edge 2/QPSK RB 1,25 ch 27710/Zoom Scan (7x7x7)/Cube 0: Measurement grid: dx=5mm, dy=5mm, dz=5mm

Reference Value = 19.68 V/m; Power Drift = -0.03 dB

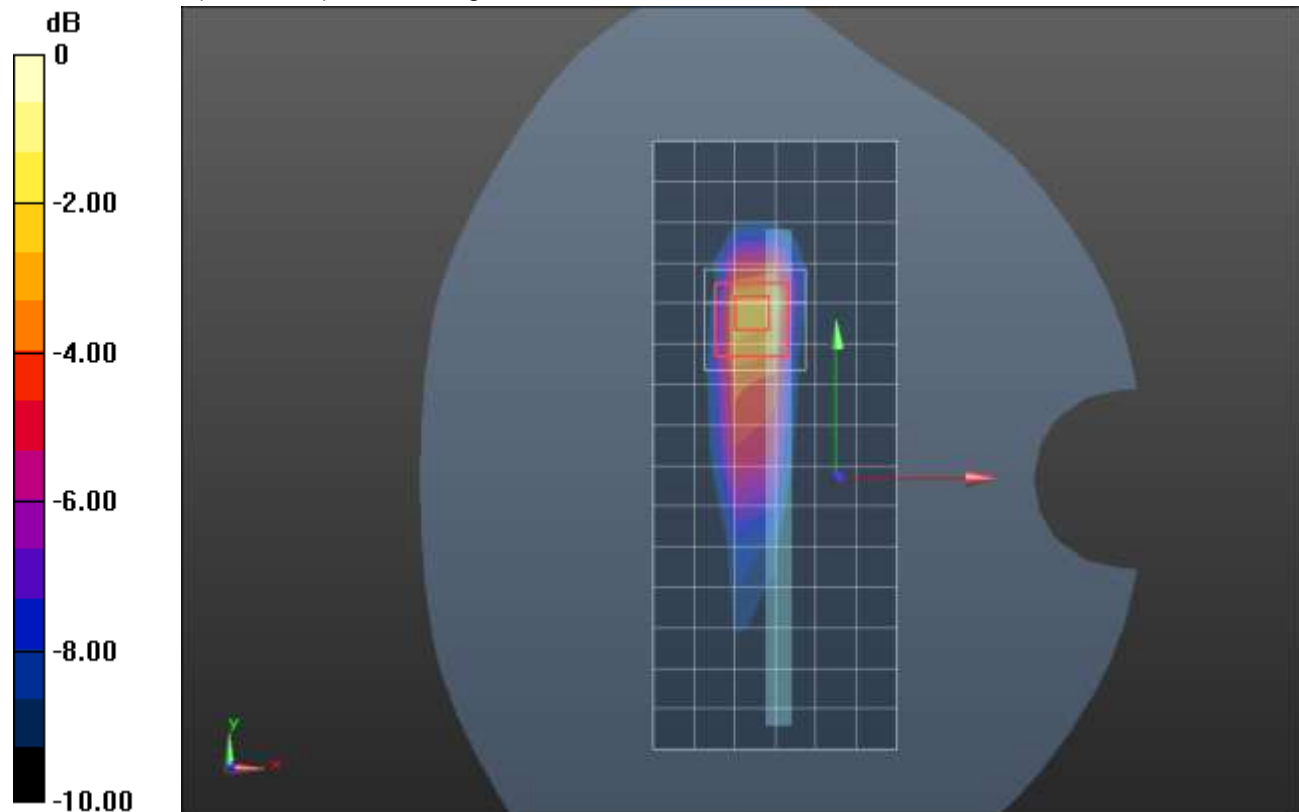
Peak SAR (extrapolated) = 1.97 W/kg

SAR(1 g) = 0.852 W/kg; SAR(10 g) = 0.352 W/kg

Smallest distance from peaks to all points 3 dB below = 6.7 mm

Ratio of SAR at M2 to SAR at M1 = 45.7%

Maximum value of SAR (measured) = 1.27 W/kg



0 dB = 1.27 W/kg = 1.04 dBW/kg

LTE Band 30 ANT 2

Frequency: 2310 MHz; Duty Cycle: 1:1; Room Ambient Temperature: 24.0°C; Liquid Temperature: 23.0°C

Medium parameters used: $f = 2310$ MHz; $\sigma = 1.667$ S/m; $\epsilon_r = 38.401$; $\rho = 1000$ kg/m³

DASY5 Configuration:

- Area Scan Setting: Find Secondary Maximum Within: 2.0 dB and with a peak SAR value greater than 0.0012W/kg
- Electronics: DAE4 Sn1547; Calibrated: 4/19/2021
- Probe: EX3DV4 - SN7482; ConvF(7.52, 7.52, 7.52) @ 2310 MHz; Calibrated: 4/26/2021
- Sensor-Surface: 1.4mm (Mechanical Surface Detection (Locations From Previous Scan Used)), Sensor-Surface: 1.4mm (Mechanical Surface Detection)
- Phantom: SAM (B); Type: QD000P40CD; Serial: 1632

LHS/Touch_QPSK RB 25,12 ch 27710/Area Scan (10x16x1): Measurement grid: dx=12mm, dy=12mm
Maximum value of SAR (measured) = 1.12 W/kg

LHS/Touch_QPSK RB 25,12 ch 27710/Zoom Scan (7x7x7)/Cube 0: Measurement grid: dx=5mm, dy=5mm, dz=5mm

Reference Value = 24.71 V/m; Power Drift = -0.05 dB

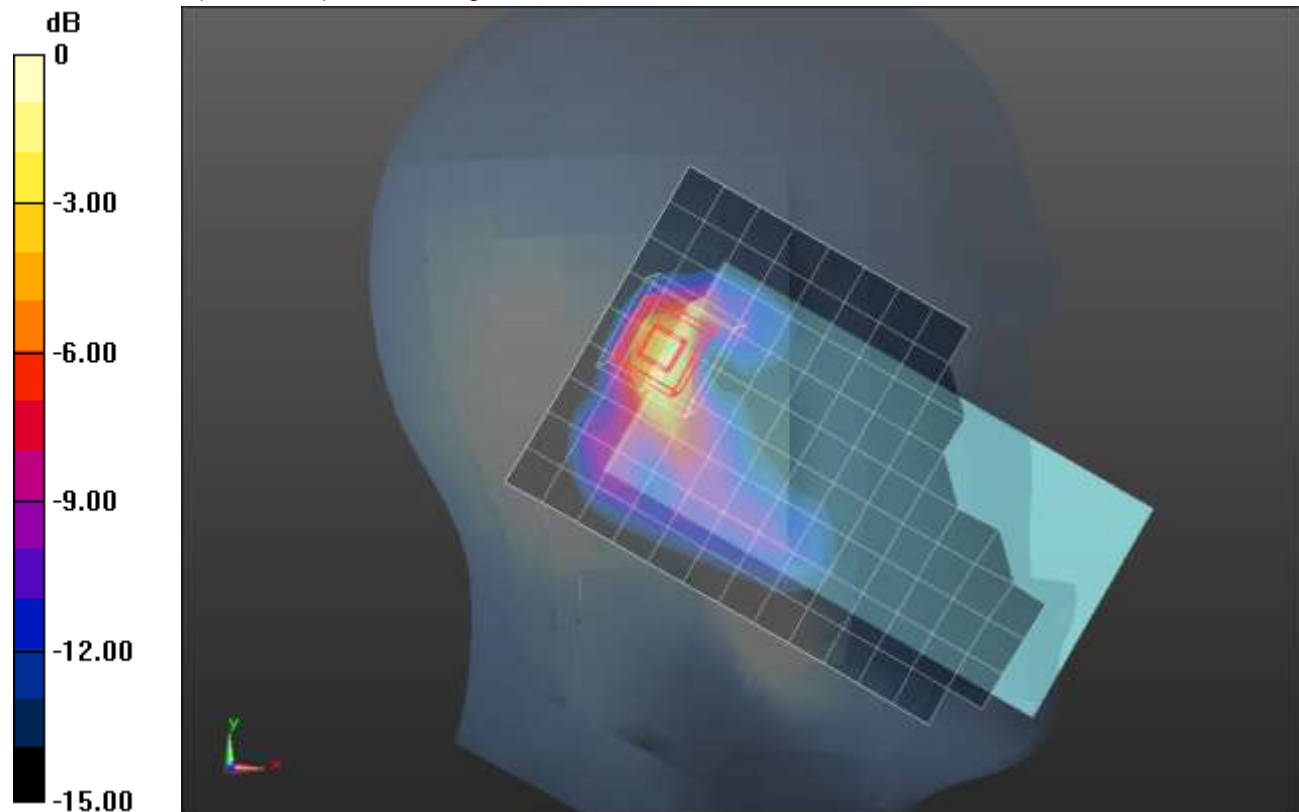
Peak SAR (extrapolated) = 1.98 W/kg

SAR(1 g) = 0.818 W/kg; SAR(10 g) = 0.317 W/kg

Smallest distance from peaks to all points 3 dB below = 6 mm

Ratio of SAR at M2 to SAR at M1 = 44.4%

Maximum value of SAR (measured) = 1.52 W/kg



0 dB = 1.52 W/kg = 1.82 dBW/kg

LTE Band 30 ANT 2

Frequency: 2310 MHz; Duty Cycle: 1:1; Room Ambient Temperature: 24.0°C; Liquid Temperature: 23.0°C

Medium parameters used: $f = 2310$ MHz; $\sigma = 1.714$ S/m; $\epsilon_r = 39.901$; $\rho = 1000$ kg/m³

DASY5 Configuration:

- Area Scan Setting: Find Secondary Maximum Within: 2.0 dB and with a peak SAR value greater than 0.0012W/kg
- Electronics: DAE4 Sn1547; Calibrated: 4/19/2021
- Probe: EX3DV4 - SN7482; ConvF(7.52, 7.52, 7.52) @ 2310 MHz; Calibrated: 4/26/2021
- Sensor-Surface: 1.4mm (Mechanical Surface Detection (Locations From Previous Scan Used)), Sensor-Surface: 2.5mm (Mechanical Surface Detection)
- Phantom: SAM (B); Type: QD000P40CD; Serial: 1632

Rear/QPSK RB 25,12 ch 27710/Area Scan (11x16x1): Measurement grid: dx=12mm, dy=12mm

Maximum value of SAR (measured) = 0.934 W/kg

Rear/QPSK RB 25,12 ch 27710/Zoom Scan (7x7x7)/Cube 0: Measurement grid: dx=5mm, dy=5mm, dz=5mm

Reference Value = 21.22 V/m; Power Drift = 0.10 dB

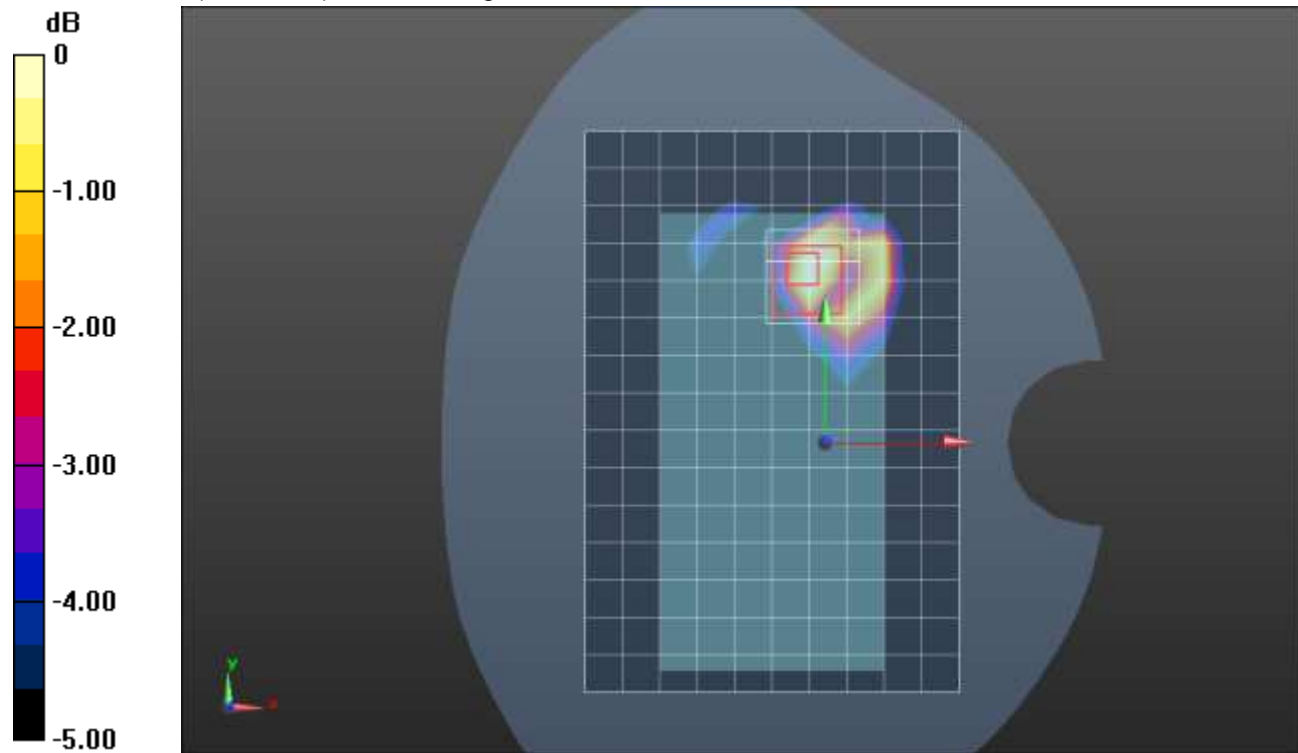
Peak SAR (extrapolated) = 1.26 W/kg

SAR(1 g) = 0.554 W/kg; SAR(10 g) = 0.235 W/kg

Smallest distance from peaks to all points 3 dB below = 6.3 mm

Ratio of SAR at M2 to SAR at M1 = 49.5%

Maximum value of SAR (measured) = 0.779 W/kg



0 dB = 0.779 W/kg = -1.08 dBW/kg

LTE Band 30 ANT 2

Frequency: 2310 MHz; Duty Cycle: 1:1; Room Ambient Temperature: 24.0°C; Liquid Temperature: 23.0°C

Medium parameters used: $f = 2310$ MHz; $\sigma = 1.714$ S/m; $\epsilon_r = 39.901$; $\rho = 1000$ kg/m³

DASY5 Configuration:

- Area Scan Setting: Find Secondary Maximum Within: 2.0 dB and with a peak SAR value greater than 0.0012W/kg
- Electronics: DAE4 Sn1547; Calibrated: 4/19/2021
- Probe: EX3DV4 - SN7482; ConvF(7.52, 7.52, 7.52) @ 2310 MHz; Calibrated: 4/26/2021
- Sensor-Surface: 2.5mm (Mechanical Surface Detection)
- Phantom: SAM (B); Type: QD000P40CD; Serial: 1632

Edge 4/QPSK RB 1,25 ch 27710/Area Scan (7x16x1): Measurement grid: dx=12mm, dy=12mm
Maximum value of SAR (measured) = 0.889 W/kg

Edge 4/QPSK RB 1,25 ch 27710/Zoom Scan (7x7x7)/Cube 0: Measurement grid: dx=5mm, dy=5mm, dz=5mm

Reference Value = 26.75 V/m; Power Drift = 0.01 dB

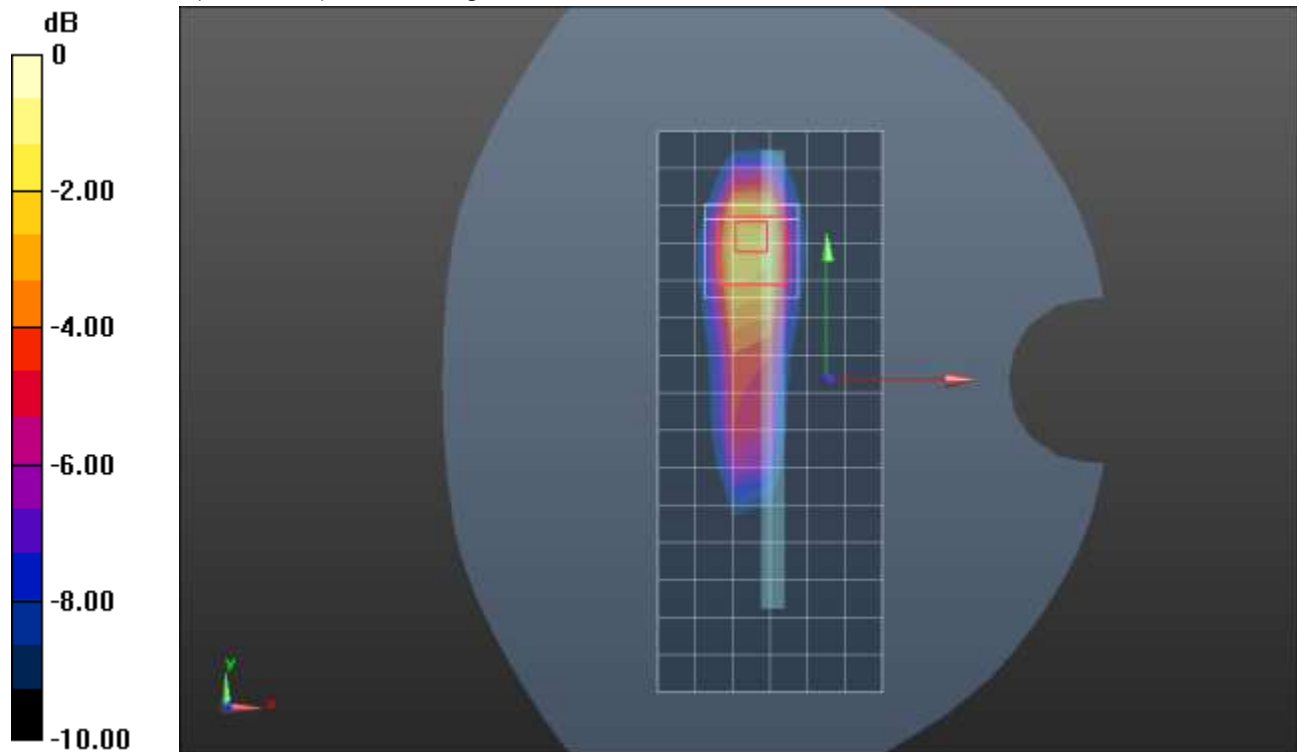
Peak SAR (extrapolated) = 1.84 W/kg

SAR(1 g) = 0.866 W/kg; SAR(10 g) = 0.410 W/kg

Smallest distance from peaks to all points 3 dB below = 8 mm

Ratio of SAR at M2 to SAR at M1 = 46.9%

Maximum value of SAR (measured) = 1.23 W/kg



0 dB = 1.23 W/kg = 0.90 dBW/kg

LTE Band 30 ANT 3

Frequency: 2310 MHz; Duty Cycle: 1:1; Room Ambient Temperature: 24.0°C; Liquid Temperature: 23.0°C

Medium parameters used: $f = 2310$ MHz; $\sigma = 1.651$ S/m; $\epsilon_r = 40.637$; $\rho = 1000$ kg/m³

DASY5 Configuration:

- Area Scan Setting: Find Secondary Maximum Within: 2.0 dB and with a peak SAR value greater than 0.0012W/kg
- Electronics: DAE4 Sn1547; Calibrated: 4/19/2021
- Probe: EX3DV4 - SN7482; ConvF(7.52, 7.52, 7.52) @ 2310 MHz; Calibrated: 4/26/2021
- Sensor-Surface: 1.4mm (Mechanical Surface Detection (Locations From Previous Scan Used)), Sensor-Surface: 1.4mm (Mechanical Surface Detection)
- Phantom: SAM (B); Type: QD000P40CD; Serial: 1632

LHS/Touch_QPSK RB 25,12 Ch 27710/Area Scan (10x16x1): Measurement grid: dx=12mm, dy=12mm

Maximum value of SAR (measured) = 0.652 W/kg

LHS/Touch_QPSK RB 25,12 Ch 27710/Zoom Scan (7x7x7)/Cube 0: Measurement grid: dx=5mm, dy=5mm, dz=5mm

Reference Value = 17.75 V/m; Power Drift = 0.02 dB

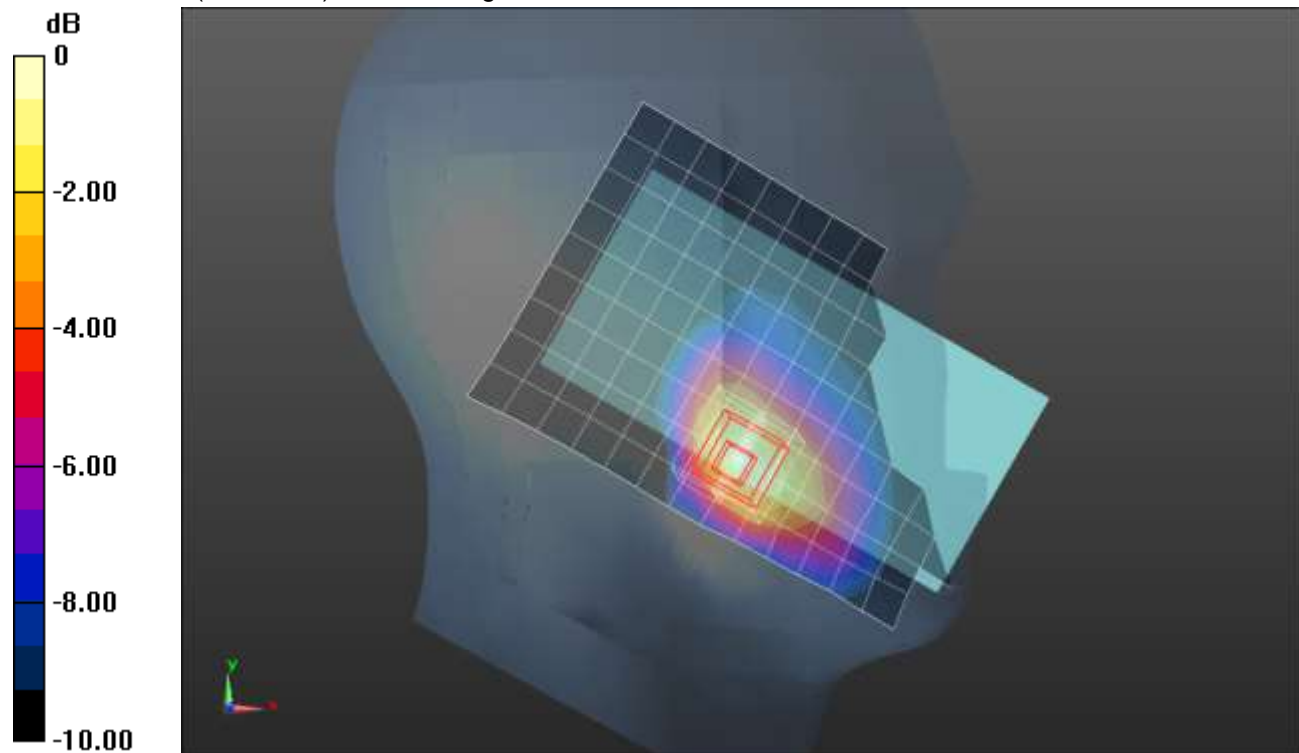
Peak SAR (extrapolated) = 0.833 W/kg

SAR(1 g) = 0.449 W/kg; SAR(10 g) = 0.248 W/kg

Smallest distance from peaks to all points 3 dB below = 8.6 mm

Ratio of SAR at M2 to SAR at M1 = 54.1%

Maximum value of SAR (measured) = 0.691 W/kg



LTE Band 30 ANT 3

Frequency: 2310 MHz; Duty Cycle: 1:1; Room Ambient Temperature: 24.0°C; Liquid Temperature: 23.0°C

Medium parameters used: $f = 2310$ MHz; $\sigma = 1.714$ S/m; $\epsilon_r = 39.901$; $\rho = 1000$ kg/m³

DASY5 Configuration:

- Area Scan Setting: Find Secondary Maximum Within: 2.0 dB and with a peak SAR value greater than 0.0012W/kg
- Electronics: DAE4 Sn1547; Calibrated: 4/19/2021
- Probe: EX3DV4 - SN7482; ConvF(7.52, 7.52, 7.52) @ 2310 MHz; Calibrated: 4/26/2021
- Sensor-Surface: 1.4mm (Mechanical Surface Detection (Locations From Previous Scan Used)), Sensor-Surface: 2.5mm (Mechanical Surface Detection)
- Phantom: SAM (B); Type: QD000P40CD; Serial: 1632

Rear/QPSK RB 25,12 ch 27710/Area Scan (11x16x1): Measurement grid: dx=12mm, dy=12mm

Maximum value of SAR (measured) = 1.43 W/kg

Rear/QPSK RB 25,12 ch 27710/Zoom Scan (7x7x7)/Cube 0: Measurement grid: dx=5mm, dy=5mm, dz=5mm

Reference Value = 27.00 V/m; Power Drift = -0.00 dB

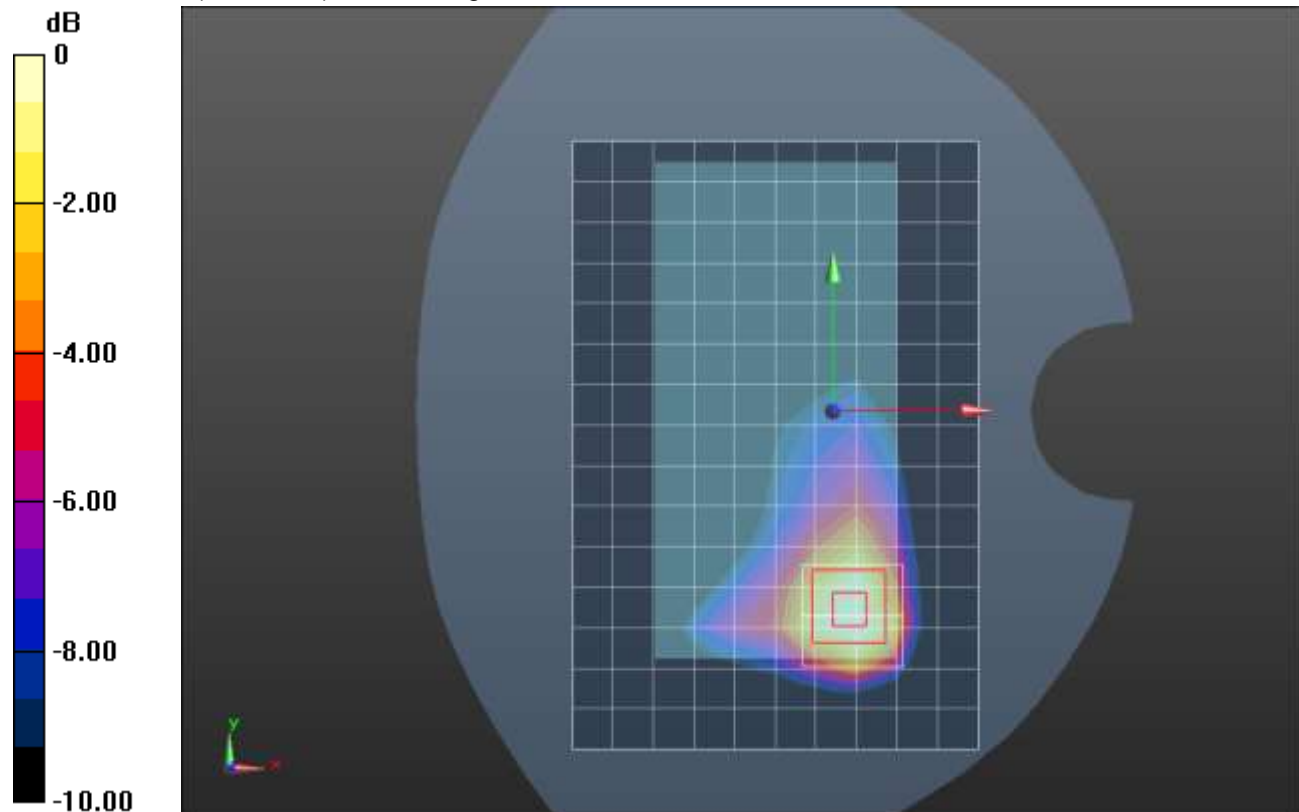
Peak SAR (extrapolated) = 1.80 W/kg

SAR(1 g) = 0.880 W/kg; SAR(10 g) = 0.443 W/kg

Smallest distance from peaks to all points 3 dB below = 13 mm

Ratio of SAR at M2 to SAR at M1 = 47%

Maximum value of SAR (measured) = 1.21 W/kg



0 dB = 1.21 W/kg = 0.83 dBW/kg

LTE Band 30 ANT 4

Frequency: 2310 MHz; Duty Cycle: 1:1; Room Ambient Temperature: 24.0°C; Liquid Temperature: 23.0°C

Medium parameters used: $f = 2310$ MHz; $\sigma = 1.667$ S/m; $\epsilon_r = 38.401$; $\rho = 1000$ kg/m³

DASY5 Configuration:

- Area Scan Setting: Find Secondary Maximum Within: 2.0 dB and with a peak SAR value greater than 0.0012W/kg
- Electronics: DAE4 Sn1547; Calibrated: 4/19/2021
- Probe: EX3DV4 - SN7482; ConvF(7.52, 7.52, 7.52) @ 2310 MHz; Calibrated: 4/26/2021
- Sensor-Surface: 1.4mm (Mechanical Surface Detection (Locations From Previous Scan Used)), Sensor-Surface: 1.4mm (Mechanical Surface Detection)
- Phantom: SAM (B); Type: QD000P40CD; Serial: 1632

LHS/Touch_QPSK RB 25,12 ch 27710/Area Scan (10x16x1): Measurement grid: dx=12mm, dy=12mm
Maximum value of SAR (measured) = 1.18 W/kg

LHS/Touch_QPSK RB 25,12 ch 27710/Zoom Scan (8x8x7)/Cube 0: Measurement grid: dx=5mm, dy=5mm, dz=5mm

Reference Value = 23.83 V/m; Power Drift = -0.04 dB

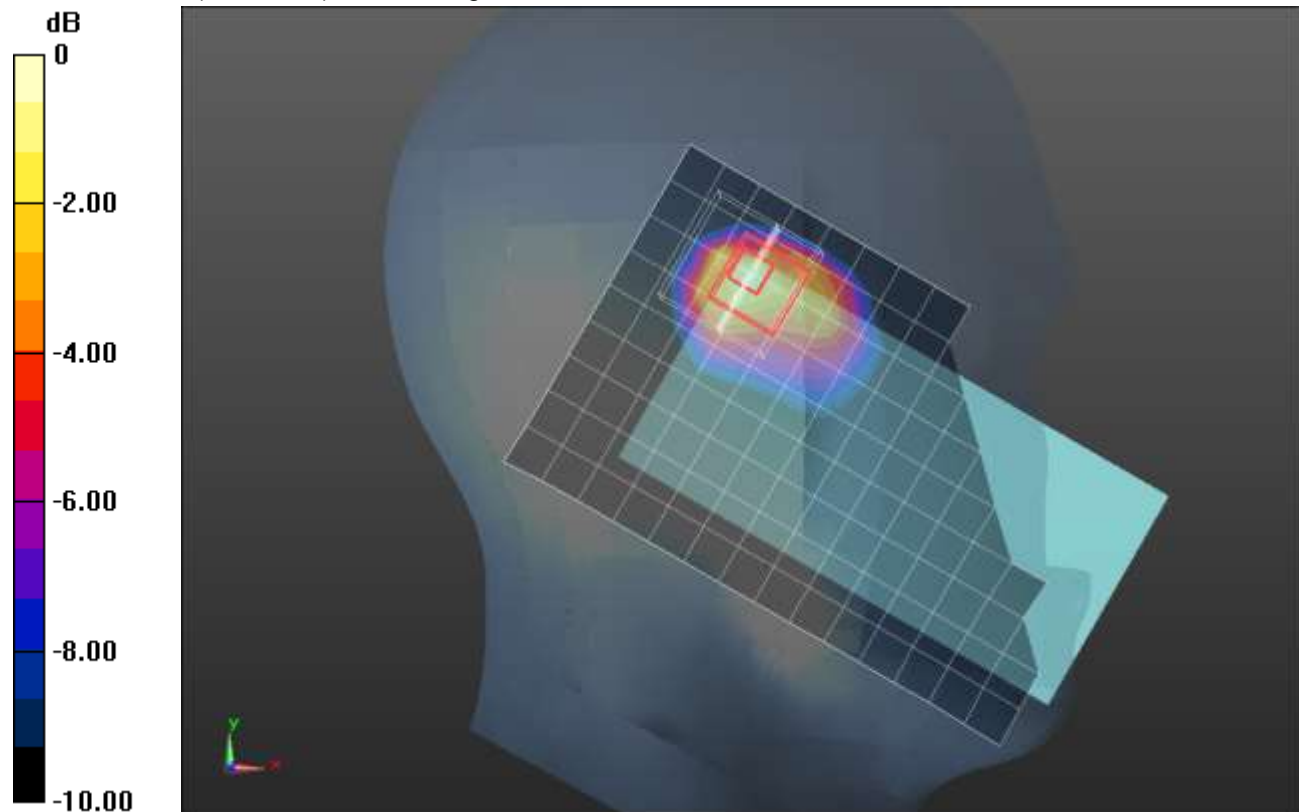
Peak SAR (extrapolated) = 1.72 W/kg

SAR(1 g) = 0.764 W/kg; SAR(10 g) = 0.373 W/kg

Smallest distance from peaks to all points 3 dB below = 6.4 mm

Ratio of SAR at M2 to SAR at M1 = 47.4%

Maximum value of SAR (measured) = 1.30 W/kg



LTE Band 30 ANT 4

Frequency: 2310 MHz; Duty Cycle: 1:1; Room Ambient Temperature: 24.0°C; Liquid Temperature: 23.0°C

Medium parameters used: $f = 2310$ MHz; $\sigma = 1.667$ S/m; $\epsilon_r = 38.401$; $\rho = 1000$ kg/m³

DASY5 Configuration:

- Area Scan Setting: Find Secondary Maximum Within: 2.0 dB and with a peak SAR value greater than 0.0012W/kg
- Electronics: DAE4 Sn1547; Calibrated: 4/19/2021
- Probe: EX3DV4 - SN7482; ConvF(7.52, 7.52, 7.52) @ 2310 MHz; Calibrated: 4/26/2021
- Sensor-Surface: 1.4mm (Mechanical Surface Detection (Locations From Previous Scan Used)), Sensor-Surface: 2.5mm (Mechanical Surface Detection)
- Phantom: SAM (B); Type: QD000P40CD; Serial: 1632

Rear/QPSK RB 25,12 ch 27710/Area Scan (10x16x1): Measurement grid: dx=12mm, dy=12mm

Maximum value of SAR (measured) = 1.09 W/kg

Rear/QPSK RB 25,12 ch 27710/Zoom Scan (7x7x7)/Cube 0: Measurement grid: dx=5mm, dy=5mm, dz=5mm

Reference Value = 22.49 V/m; Power Drift = -0.10 dB

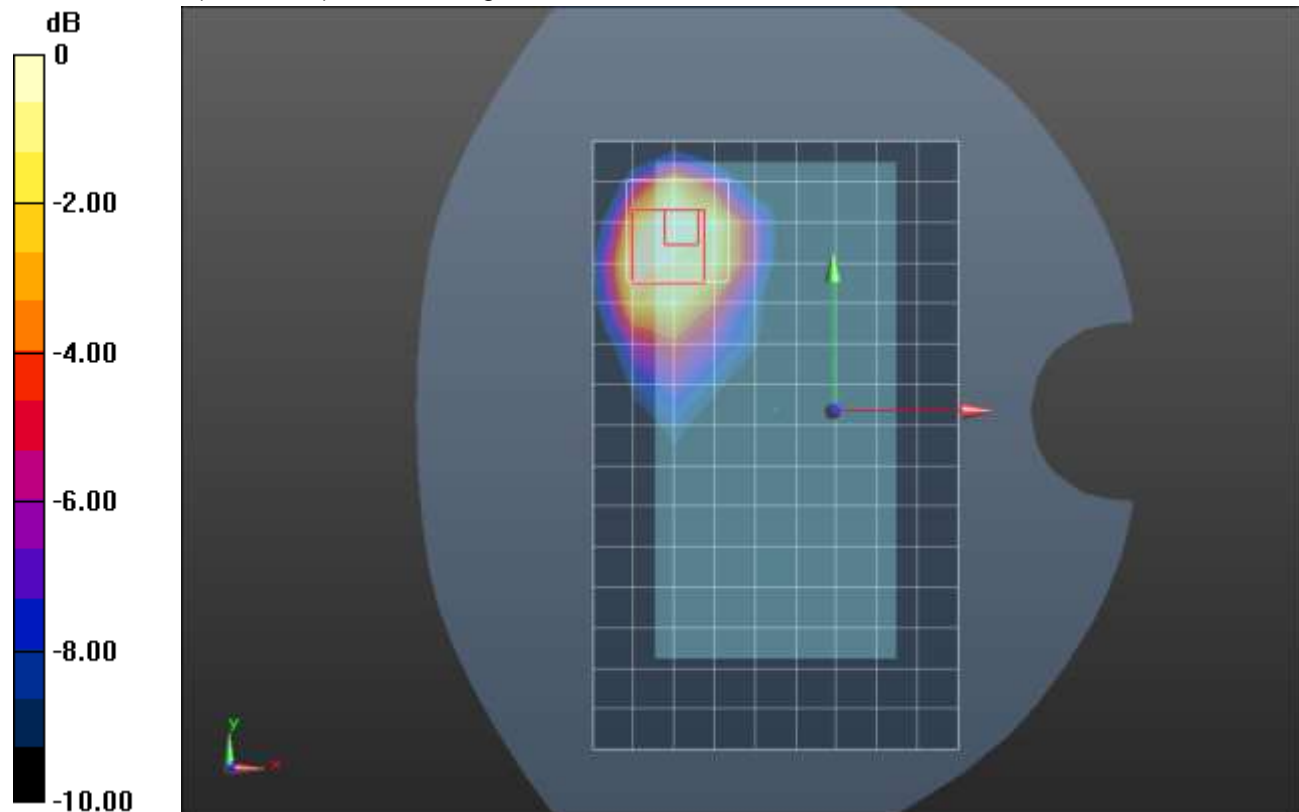
Peak SAR (extrapolated) = 1.28 W/kg

SAR(1 g) = 0.612 W/kg; SAR(10 g) = 0.325 W/kg

Smallest distance from peaks to all points 3 dB below = 9.8 mm

Ratio of SAR at M2 to SAR at M1 = 49.4%

Maximum value of SAR (measured) = 0.863 W/kg



0 dB = 0.863 W/kg = -0.64 dBW/kg

LTE Band 30 ANT 4

Frequency: 2310 MHz; Duty Cycle: 1:1; Room Ambient Temperature: 24.0°C; Liquid Temperature: 23.0°C

Medium parameters used: $f = 2310$ MHz; $\sigma = 1.667$ S/m; $\epsilon_r = 38.401$; $\rho = 1000$ kg/m³

DASY5 Configuration:

- Area Scan Setting: Find Secondary Maximum Within: 2.0 dB and with a peak SAR value greater than 0.0012W/kg
- Electronics: DAE4 Sn1547; Calibrated: 4/19/2021
- Probe: EX3DV4 - SN7482; ConvF(7.52, 7.52, 7.52) @ 2310 MHz; Calibrated: 4/26/2021
- Sensor-Surface: 2.5mm (Mechanical Surface Detection)
- Phantom: SAM (B); Type: QD000P40CD; Serial: 1632

Edge 2/QPSK RB 25,12 ch 27710/Area Scan (7x17x1): Measurement grid: dx=12mm, dy=12mm
Maximum value of SAR (measured) = 0.804 W/kg

Edge 2/QPSK RB 25,12 ch 27710/Zoom Scan (7x7x7)/Cube 0: Measurement grid: dx=5mm, dy=5mm, dz=5mm

Reference Value = 27.71 V/m; Power Drift = -0.01 dB

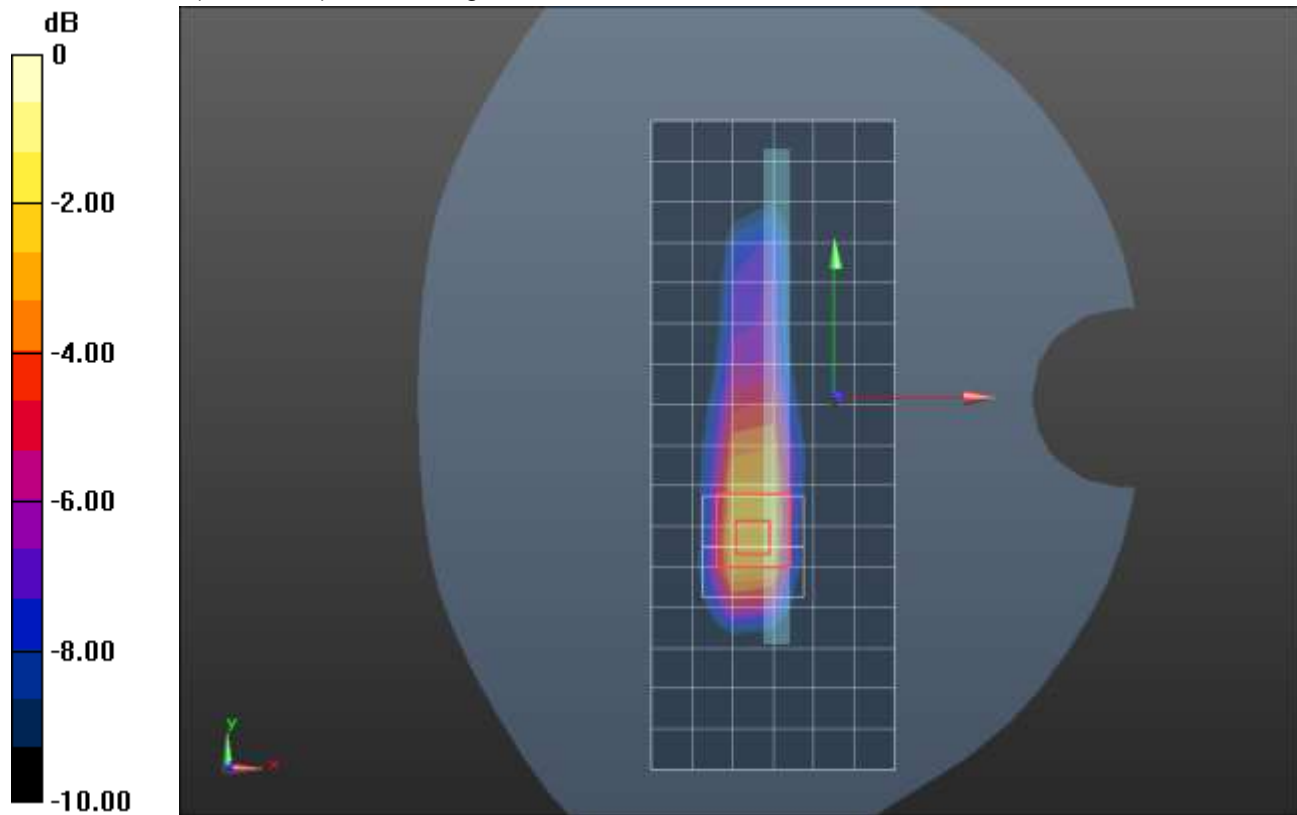
Peak SAR (extrapolated) = 1.81 W/kg

SAR(1 g) = 0.868 W/kg; SAR(10 g) = 0.392 W/kg

Smallest distance from peaks to all points 3 dB below = 8 mm

Ratio of SAR at M2 to SAR at M1 = 49.3%

Maximum value of SAR (measured) = 1.26 W/kg



0 dB = 1.26 W/kg = 1.00 dBW/kg

LTE Band 41 ANT 1

Frequency: 2593 MHz; Duty Cycle: 1:1.59956; Room Ambient Temperature: 24.0°C; Liquid Temperature: 23.0°C
Medium parameters used (interpolated): $f = 2593$ MHz; $\sigma = 1.889$ S/m; $\epsilon_r = 38.601$; $\rho = 1000$ kg/m³

DASY5 Configuration:

- Area Scan Setting: Find Secondary Maximum Within: 2.0 dB and with a peak SAR value greater than 0.0012W/kg
- Electronics: DAE4 Sn1472; Calibrated: 1/28/2021
- Probe: EX3DV4 - SN7587; ConvF(7.33, 7.33, 7.33) @ 2593 MHz; Calibrated: 4/27/2021
- Sensor-Surface: 1.4mm (Mechanical Surface Detection)
- Phantom: SAM with CRP; Type: SAM;

RHS/Touch_QPSK RB 1,49 Ch 40620/Area Scan (10x15x1): Measurement grid: dx=12mm, dy=12mm

[Info: Interpolated medium parameters used for SAR evaluation.](#)

Maximum value of SAR (measured) = 0.390 W/kg

RHS/Touch_QPSK RB 1,49 Ch 40620/Zoom Scan (7x7x7)/Cube 0: Measurement grid: dx=5mm, dy=5mm, dz=5mm

Reference Value = 13.80 V/m; Power Drift = -0.01 dB

Peak SAR (extrapolated) = 0.491 W/kg

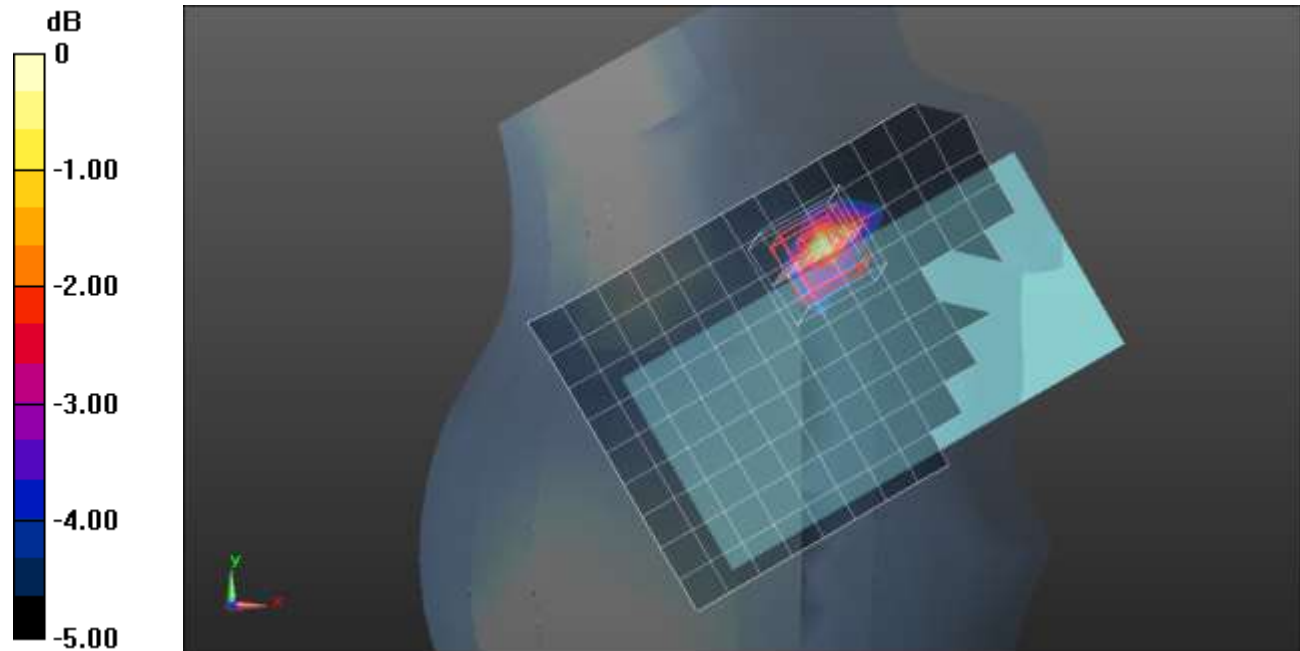
SAR(1 g) = 0.246 W/kg; SAR(10 g) = 0.117 W/kg

Smallest distance from peaks to all points 3 dB below = 8.2 mm

Ratio of SAR at M2 to SAR at M1 = 52.6%

[Info: Interpolated medium parameters used for SAR evaluation.](#)

Maximum value of SAR (measured) = 0.391 W/kg



0 dB = 0.391 W/kg = -4.08 dBW/kg

LTE Band 41 ANT 1

Frequency: 2593 MHz; Duty Cycle: 1:1.59956; Room Ambient Temperature: 24.0°C; Liquid Temperature: 23.0°C
Medium parameters used (interpolated): $f = 2593$ MHz; $\sigma = 1.902$ S/m; $\epsilon_r = 37.655$; $\rho = 1000$ kg/m³

DASY5 Configuration:

- Area Scan Setting: Find Secondary Maximum Within: 2.0 dB and with a peak SAR value greater than 0.0012W/kg
- Electronics: DAE4 Sn1239; Calibrated: 7/29/2020
- Probe: EX3DV4 - SN7498; ConvF(7.66, 7.66, 7.66) @ 2593 MHz; Calibrated: 3/18/2021
- Sensor-Surface: 1.4mm (Mechanical Surface Detection)
- Phantom: Twin-SAM V8.0 (20deg probe tilt); Type: QD 000 P41 Ax; Serial: xxxx

Rear/QPSK RB 1,49 Ch 40620/Area Scan (10x16x1): Measurement grid: dx=12mm, dy=12mm

[Info: Interpolated medium parameters used for SAR evaluation.](#)

Maximum value of SAR (measured) = 0.689 W/kg

Rear/QPSK RB 1,49 Ch 40620/Zoom Scan (7x7x7)/Cube 0: Measurement grid: dx=5mm, dy=5mm, dz=5mm

Reference Value = 17.64 V/m; Power Drift = -0.09 dB

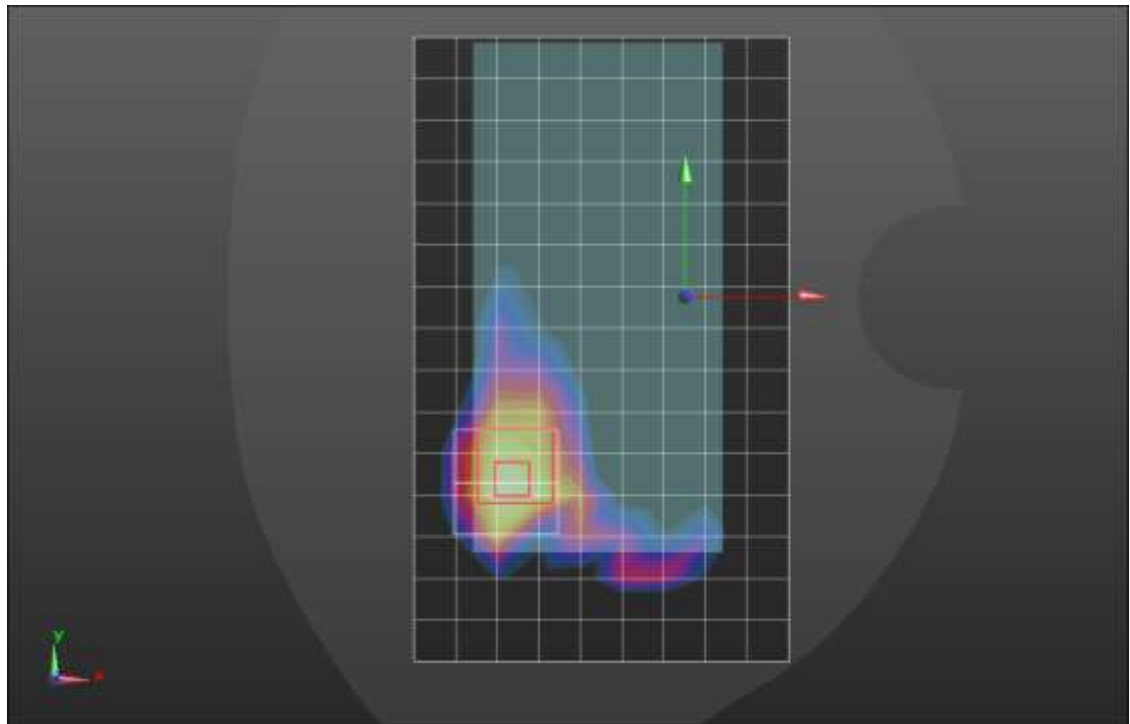
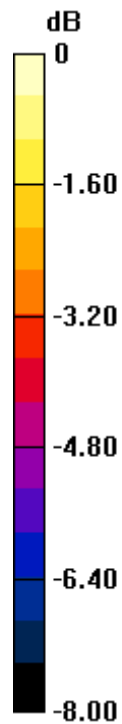
Peak SAR (extrapolated) = 0.888 W/kg

SAR(1 g) = 0.437 W/kg; SAR(10 g) = 0.221 W/kg

Smallest distance from peaks to all points 3 dB below = 6.7 mm

Ratio of SAR at M2 to SAR at M1 = 51%

Maximum value of SAR (measured) = 0.707 W/kg



0 dB = 0.707 W/kg = -1.51 dBW/kg

LTE Band 41 ANT 1

Frequency: 2549.5 MHz; Duty Cycle: 1:1.59956; Room Ambient Temperature: 24.0°C; Liquid Temperature: 23.0°C
Medium parameters used: $f = 2550$ MHz; $\sigma = 1.866$ S/m; $\epsilon_r = 37.783$; $\rho = 1000$ kg/m³

DASY5 Configuration:

- Area Scan Setting: Find Secondary Maximum Within: 2.0 dB and with a peak SAR value greater than 0.0012W/kg
- Electronics: DAE4 Sn1239; Calibrated: 7/29/2020
- Probe: EX3DV4 - SN7498; ConvF(7.66, 7.66, 7.66) @ 2549.5 MHz; Calibrated: 3/18/2021
- Sensor-Surface: 1.4mm (Mechanical Surface Detection)
- Phantom: Twin-SAM V8.0 (20deg probe tilt); Type: QD 000 P41 Ax; Serial: xxxx

Edge 2/QPSK RB 50,24 Ch 40185/Area Scan (9x16x1): Measurement grid: dx=12mm, dy=12mm
Maximum value of SAR (measured) = 1.16 W/kg

Edge 2/QPSK RB 50,24 Ch 40185/Zoom Scan (7x7x7)/Cube 0: Measurement grid: dx=5mm, dy=5mm, dz=5mm

Reference Value = 22.93 V/m; Power Drift = 0.01 dB

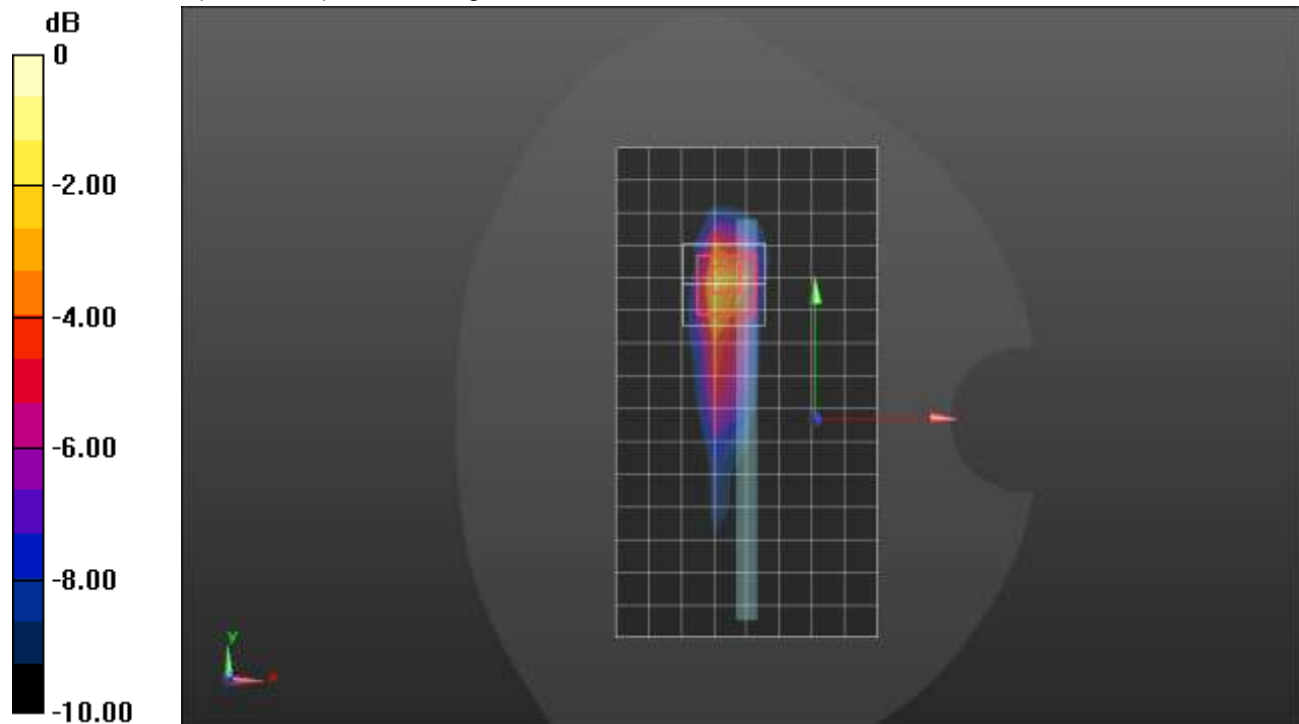
Peak SAR (extrapolated) = 2.08 W/kg

SAR(1 g) = 0.834 W/kg; SAR(10 g) = 0.334 W/kg

Smallest distance from peaks to all points 3 dB below = 6.7 mm

Ratio of SAR at M2 to SAR at M1 = 42.5%

Maximum value of SAR (measured) = 1.55 W/kg



0 dB = 1.55 W/kg = 1.90 dBW/kg

LTE Band 41 ANT 2

Frequency: 2549.5 MHz; Duty Cycle: 1:1.59956; Room Ambient Temperature: 24.0°C; Liquid Temperature: 23.0°C
Medium parameters used: $f = 2550$ MHz; $\sigma = 1.866$ S/m; $\epsilon_r = 37.783$; $\rho = 1000$ kg/m³

DASY5 Configuration:

- Area Scan Setting: Find Secondary Maximum Within: 2.0 dB and with a peak SAR value greater than 0.0012W/kg
- Electronics: DAE4 Sn1239; Calibrated: 7/29/2020
- Probe: EX3DV4 - SN7498; ConvF(7.66, 7.66, 7.66) @ 2549.5 MHz; Calibrated: 3/18/2021
- Sensor-Surface: 1.4mm (Mechanical Surface Detection)
- Phantom: Twin-SAM V8.0 (20deg probe tilt); Type: QD 000 P41 Ax; Serial: xxxx

RHS/Touch_QPSK RB 50,24 Ch 40185/Area Scan (9x16x1): Measurement grid: dx=12mm, dy=12mm
Maximum value of SAR (measured) = 1.56 W/kg

RHS/Touch_QPSK RB 50,24 Ch 40185/Zoom Scan (7x7x7)/Cube 0: Measurement grid: dx=5mm, dy=5mm, dz=5mm

Reference Value = 25.03 V/m; Power Drift = 0.07 dB

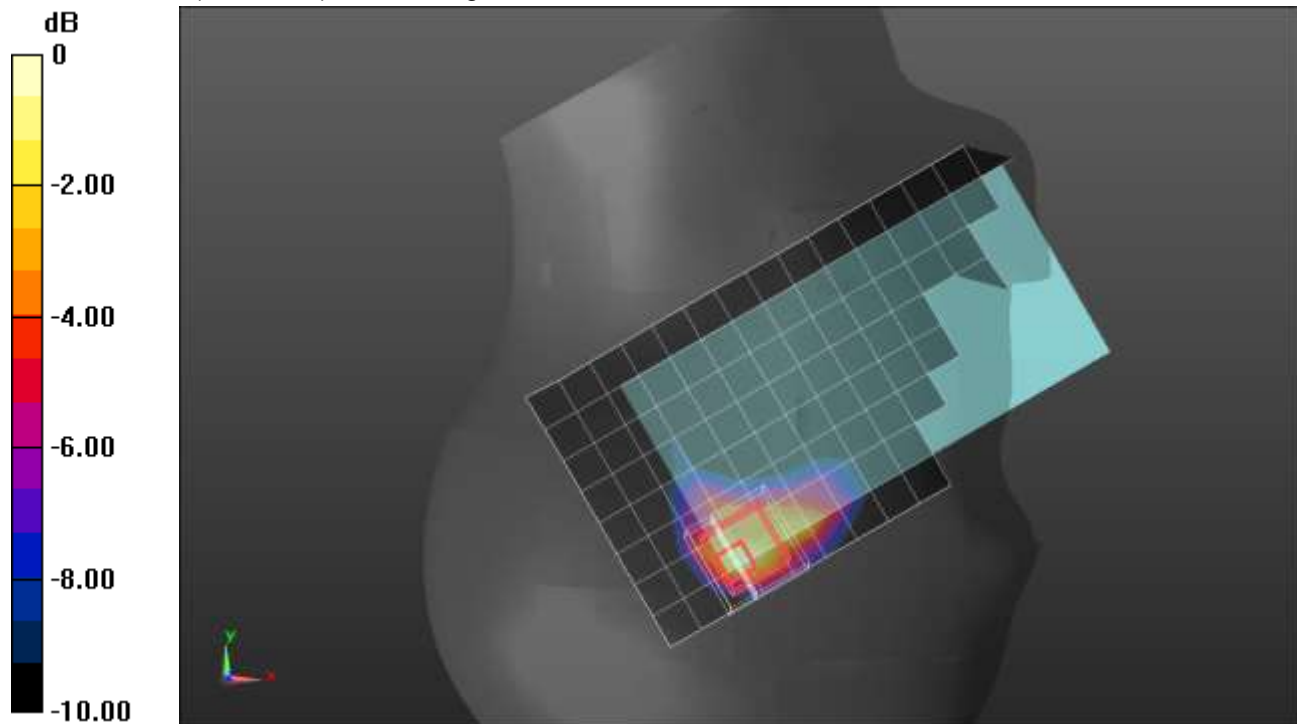
Peak SAR (extrapolated) = 2.05 W/kg

SAR(1 g) = 0.755 W/kg; SAR(10 g) = 0.337 W/kg

Smallest distance from peaks to all points 3 dB below = 5 mm

Ratio of SAR at M2 to SAR at M1 = 36.7%

Maximum value of SAR (measured) = 1.55 W/kg



0 dB = 1.55 W/kg = 1.90 dBW/kg

LTE Band 41 ANT 2

Frequency: 2593 MHz; Duty Cycle: 1:1.59956; Room Ambient Temperature: 24.0°C; Liquid Temperature: 23.0°C
Medium parameters used (interpolated): $f = 2593$ MHz; $\sigma = 1.902$ S/m; $\epsilon_r = 37.655$; $\rho = 1000$ kg/m³

DASY5 Configuration:

- Area Scan Setting: Find Secondary Maximum Within: 2.0 dB and with a peak SAR value greater than 0.0012W/kg
- Electronics: DAE4 Sn1239; Calibrated: 7/29/2020
- Probe: EX3DV4 - SN7498; ConvF(7.66, 7.66, 7.66) @ 2593 MHz; Calibrated: 3/18/2021
- Sensor-Surface: 1.4mm (Mechanical Surface Detection)
- Phantom: Twin-SAM V8.0 (20deg probe tilt); Type: QD 000 P41 Ax; Serial: xxxx

Rear/QPSK RB 50,24 Ch 40620/Area Scan (10x16x1): Measurement grid: dx=12mm, dy=12mm
Maximum value of SAR (measured) = 1.12 W/kg

Rear/QPSK RB 50,24 Ch 40620/Zoom Scan (7x7x7)/Cube 0: Measurement grid: dx=5mm, dy=5mm, dz=5mm

Reference Value = 22.56 V/m; Power Drift = 0.04 dB

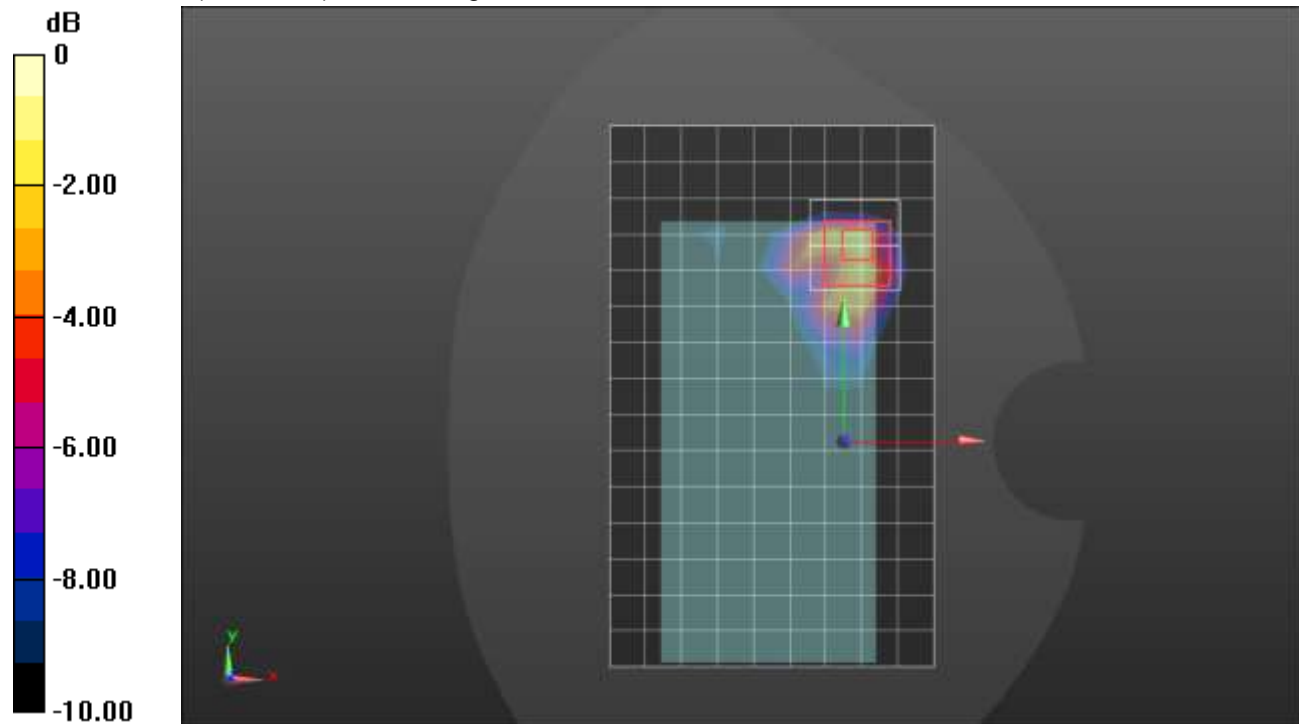
Peak SAR (extrapolated) = 2.09 W/kg

SAR(1 g) = 0.792 W/kg; SAR(10 g) = 0.314 W/kg

Smallest distance from peaks to all points 3 dB below = 4.5 mm

Ratio of SAR at M2 to SAR at M1 = 41%

Maximum value of SAR (measured) = 1.58 W/kg



0 dB = 1.58 W/kg = 1.99 dBW/kg

LTE Band 41 ANT 3

Frequency: 2593 MHz; Duty Cycle: 1:1.59956; Room Ambient Temperature: 24.0°C; Liquid Temperature: 23.0°C
Medium parameters used (interpolated): $f = 2593$ MHz; $\sigma = 2.007$ S/m; $\epsilon_r = 38.564$; $\rho = 1000$ kg/m³

DASY5 Configuration:

- Area Scan Setting: Find Secondary Maximum Within: 2.0 dB and with a peak SAR value greater than 0.0012W/kg
- Electronics: DAE4 Sn1673; Calibrated: 5/6/2021
- Probe: EX3DV4 - SN3991; ConvF(7.44, 7.44, 7.44) @ 2593 MHz; Calibrated: 7/27/2020
- Sensor-Surface: 2.5mm (Mechanical Surface Detection)
- Phantom: Twin-SAM V5.0 (20deg probe tilt); Type: QD 000 P40 CD; Serial: xxxx

LHS/Touch_QPSK RB 1,49 Ch 40620/Area Scan (11x16x1): Measurement grid: dx=12mm, dy=12mm

[Info: Interpolated medium parameters used for SAR evaluation.](#)

Maximum value of SAR (measured) = 0.604 W/kg

LHS/Touch_QPSK RB 1,49 Ch 40620/Zoom Scan (7x7x7)/Cube 0: Measurement grid: dx=5mm, dy=5mm, dz=5mm

Reference Value = 17.48 V/m; Power Drift = 0.08 dB

Peak SAR (extrapolated) = 0.830 W/kg


SAR(1 g) = 0.468 W/kg; SAR(10 g) = 0.249 W/kg

Smallest distance from peaks to all points 3 dB below = 11.3 mm

Ratio of SAR at M2 to SAR at M1 = 56.8%

[Info: Interpolated medium parameters used for SAR evaluation.](#)

Maximum value of SAR (measured) = 0.609 W/kg



LTE Band 41 ANT 3

Frequency: 2593 MHz; Duty Cycle: 1:1.59956; Room Ambient Temperature: 24.0°C; Liquid Temperature: 23.0°C
Medium parameters used (interpolated): $f = 2593$ MHz; $\sigma = 1.905$ S/m; $\epsilon_r = 37.378$; $\rho = 1000$ kg/m³

DASY5 Configuration:

- Area Scan Setting: Find Secondary Maximum Within: 2.0 dB and with a peak SAR value greater than 0.0012W/kg
- Electronics: DAE4 Sn1472; Calibrated: 1/28/2021
- Probe: EX3DV4 - SN7587; ConvF(7.33, 7.33, 7.33) @ 2593 MHz; Calibrated: 4/27/2021
- Sensor-Surface: 1.4mm (Mechanical Surface Detection)
- Phantom: Twin-SAM V5.0 (30deg probe tilt); Type: QD 000 P40 CD; Serial: 1629

Rear/QPSK RB 50,24 Ch 40620/Area Scan (10x16x1): Measurement grid: dx=12mm, dy=12mm

[Info: Interpolated medium parameters used for SAR evaluation.](#)

Maximum value of SAR (measured) = 1.23 W/kg

Rear/QPSK RB 50,24 Ch 40620/Zoom Scan (7x7x7)/Cube 0: Measurement grid: dx=5mm, dy=5mm, dz=5mm

Reference Value = 23.65 V/m; Power Drift = -0.02 dB

Peak SAR (extrapolated) = 1.61 W/kg

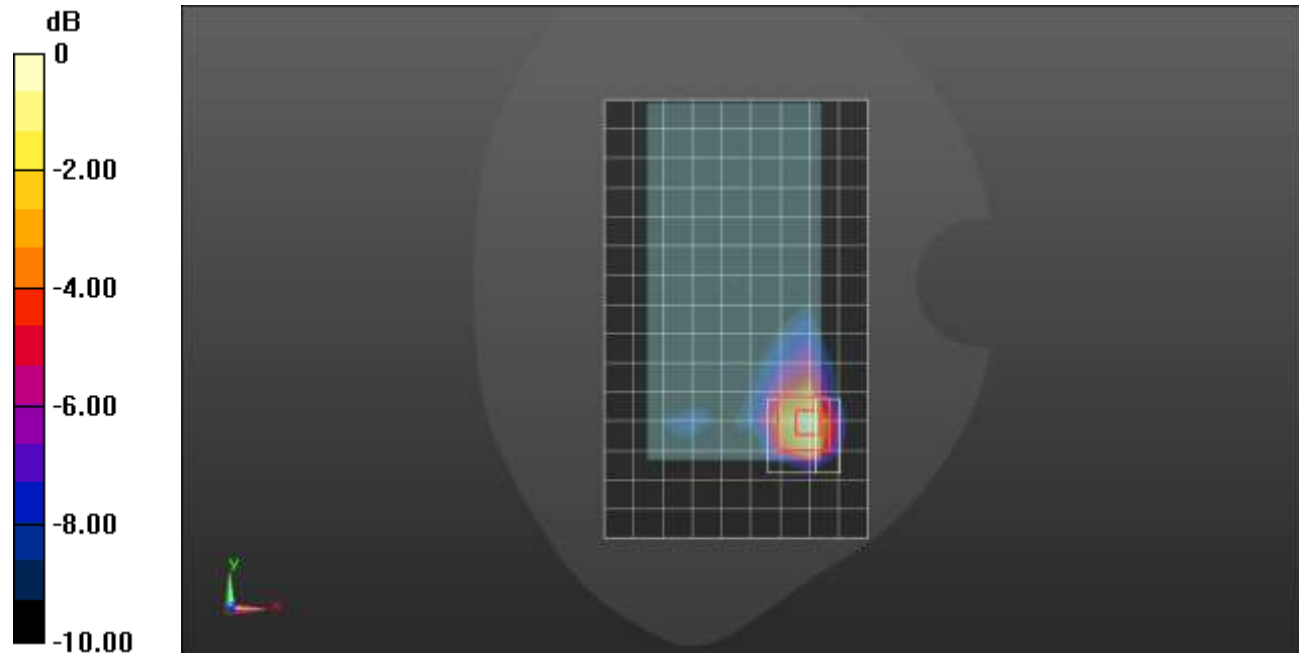
SAR(1 g) = 0.704 W/kg; SAR(10 g) = 0.317 W/kg

Smallest distance from peaks to all points 3 dB below = 7.2 mm

Ratio of SAR at M2 to SAR at M1 = 44.2%

[Info: Interpolated medium parameters used for SAR evaluation.](#)

Maximum value of SAR (measured) = 1.23 W/kg



0 dB = 1.23 W/kg = 0.90 dBW/kg

LTE Band 41 ANT 4

Frequency: 2506 MHz; Duty Cycle: 1:1.59956; Room Ambient Temperature: 24.0°C; Liquid Temperature: 23.0°C
Medium parameters used (interpolated): $f = 2506$ MHz; $\sigma = 1.833$ S/m; $\epsilon_r = 37.67$; $\rho = 1000$ kg/m³

DASY5 Configuration:

- Area Scan Setting: Find Secondary Maximum Within: 2.0 dB and with a peak SAR value greater than 0.0012W/kg
- Electronics: DAE4 Sn1359; Calibrated: 1/28/2021
- Probe: EX3DV4 - SN3772; ConvF(6.76, 6.76, 6.76) @ 2506 MHz; Calibrated: 2/25/2021
- Sensor-Surface: 1.4mm (Mechanical Surface Detection)
- Phantom: Twin-SAM V8.0 (20deg probe tilt); Type: QD 000 P41 AA; Serial: 1948

LHS/Touch_QPSK RB 1,49 Ch 39750/Area Scan (10x16x1): Measurement grid: dx=12mm, dy=12mm
Maximum value of SAR (measured) = 1.48 W/kg

LHS/Touch_QPSK RB 1,49 Ch 39750/Zoom Scan (7x7x7)/Cube 0: Measurement grid: dx=5mm, dy=5mm, dz=5mm

Reference Value = 25.51 V/m; Power Drift = -0.01 dB


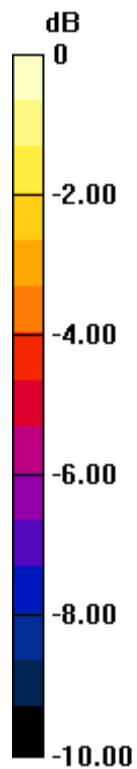
Peak SAR (extrapolated) = 1.95 W/kg

SAR(1 g) = 0.859 W/kg; SAR(10 g) = 0.423 W/kg

Smallest distance from peaks to all points 3 dB below = 6.3 mm

Ratio of SAR at M2 to SAR at M1 = 44.1%

Maximum value of SAR (measured) = 1.46 W/kg



0 dB = 1.46 W/kg = 1.64 dBW/kg

LTE Band 41 ANT 4

Frequency: 2593 MHz; Duty Cycle: 1:1.59956; Room Ambient Temperature: 24.0°C; Liquid Temperature: 23.0°C
Medium parameters used (interpolated): $f = 2593$ MHz; $\sigma = 1.902$ S/m; $\epsilon_r = 37.655$; $\rho = 1000$ kg/m³

DASY5 Configuration:

- Area Scan Setting: Find Secondary Maximum Within: 2.0 dB and with a peak SAR value greater than 0.0012W/kg
- Electronics: DAE4 Sn1239; Calibrated: 7/29/2020
- Probe: EX3DV4 - SN7498; ConvF(7.66, 7.66, 7.66) @ 2593 MHz; Calibrated: 3/18/2021
- Sensor-Surface: 1.4mm (Mechanical Surface Detection)
- Phantom: Twin-SAM V8.0 (20deg probe tilt); Type: QD 000 P41 Ax; Serial: xxxx

Rear/QPSK RB 1,49 Ch 40620/Area Scan (10x16x1): Measurement grid: dx=12mm, dy=12mm

[Info: Interpolated medium parameters used for SAR evaluation.](#)

Maximum value of SAR (measured) = 0.749 W/kg

Rear/QPSK RB 1,49 Ch 40620/Zoom Scan (7x7x7)/Cube 0: Measurement grid: dx=5mm, dy=5mm, dz=5mm

Reference Value = 18.06 V/m; Power Drift = 0.02 dB

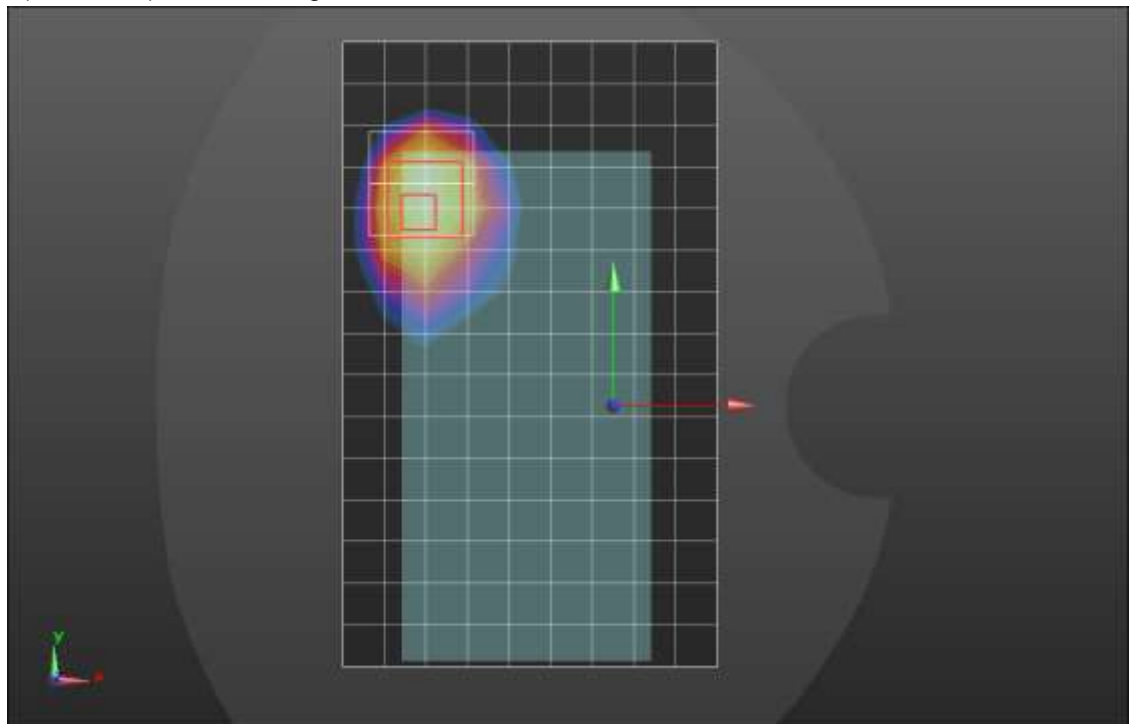
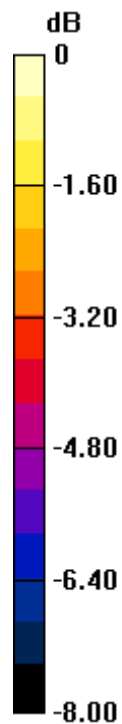
Peak SAR (extrapolated) = 1.04 W/kg

SAR(1 g) = 0.518 W/kg; SAR(10 g) = 0.275 W/kg

Smallest distance from peaks to all points 3 dB below = 13 mm

Ratio of SAR at M2 to SAR at M1 = 44.2%.

Maximum value of SAR (measured) = 0.804 W/kg



0 dB = 0.804 W/kg = -0.95 dBW/kg

LTE Band 41 ANT 4

Frequency: 2593 MHz; Duty Cycle: 1:1.59956; Room Ambient Temperature: 24.0°C; Liquid Temperature: 23.0°C
Medium parameters used (interpolated): $f = 2593$ MHz; $\sigma = 1.903$ S/m; $\epsilon_r = 37.504$; $\rho = 1000$ kg/m³

DASY5 Configuration:

- Area Scan Setting: Find Secondary Maximum Within: 2.0 dB and with a peak SAR value greater than 0.0012W/kg
- Electronics: DAE4 Sn1359; Calibrated: 1/28/2021
- Probe: EX3DV4 - SN3772; ConvF(6.76, 6.76, 6.76) @ 2593 MHz; Calibrated: 2/25/2021
- Sensor-Surface: 1.4mm (Mechanical Surface Detection)
- Phantom: Twin-SAM V8.0 (20deg probe tilt); Type: QD 000 P41 AA; Serial: 1948

Edge 2/QPSK RB 50,24 Ch 40620/Area Scan (9x16x1): Measurement grid: dx=12mm, dy=12mm
Maximum value of SAR (measured) = 1.16 W/kg

Edge 2/QPSK RB 50,24 Ch 40620/Zoom Scan (7x7x7)/Cube 0: Measurement grid: dx=5mm, dy=5mm, dz=5mm

Reference Value = 22.30 V/m; Power Drift = -0.10 dB

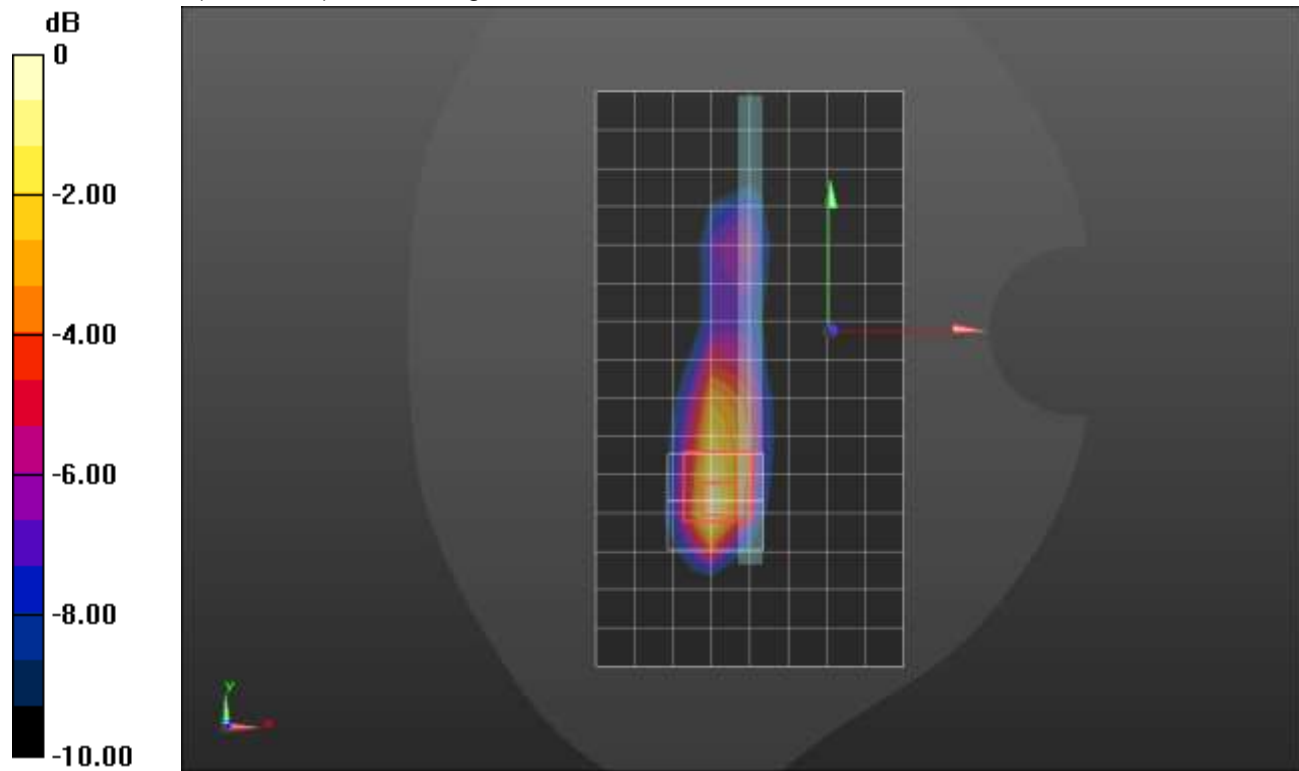
Peak SAR (extrapolated) = 1.57 W/kg

SAR(1 g) = 0.644 W/kg; SAR(10 g) = 0.287 W/kg

Smallest distance from peaks to all points 3 dB below = 8 mm

Ratio of SAR at M2 to SAR at M1 = 41.3%

Maximum value of SAR (measured) = 1.18 W/kg



0 dB = 1.18 W/kg = 0.72 dBW/kg

LTE Band 48 ANT 7

Frequency: 3646.7 MHz; Duty Cycle: 1:1.59956; Room Ambient Temperature: 24.0°C; Liquid Temperature: 23.0°C
Medium parameters used (interpolated): $f = 3646.7$ MHz; $\sigma = 2.934$ S/m; $\epsilon_r = 38.467$; $\rho = 1000$ kg/m³

DASY5 Configuration:

- Area Scan Setting: Find Secondary Maximum Within: 2.0 dB and with a peak SAR value greater than 0.0012W/kg
- Electronics: DAE4 Sn1248; Calibrated: 2/19/2021
- Probe: EX3DV4 - SN7582; ConvF(7.3, 7.3, 7.3) @ 3646.7 MHz; Calibrated: 3/1/2021
- Sensor-Surface: 1.4mm (Mechanical Surface Detection)
- Phantom: Twin-SAM V8.0 (20deg probe tilt); Type: QD 000 P41 Ax; Serial: xxxx

RHS/Touch_QPSK RB 1,49 Ch 56207/Area Scan (10x16x1): Measurement grid: dx=12mm, dy=12mm

[Info: Interpolated medium parameters used for SAR evaluation.](#)

Maximum value of SAR (measured) = 0.337 W/kg

RHS/Touch_QPSK RB 1,49 Ch 56207/Zoom Scan (7x7x8)/Cube 0: Measurement grid: dx=5mm, dy=5mm, dz=4mm

Reference Value = 10.75 V/m; Power Drift = 0.08 dB

Peak SAR (extrapolated) = 0.567 W/kg

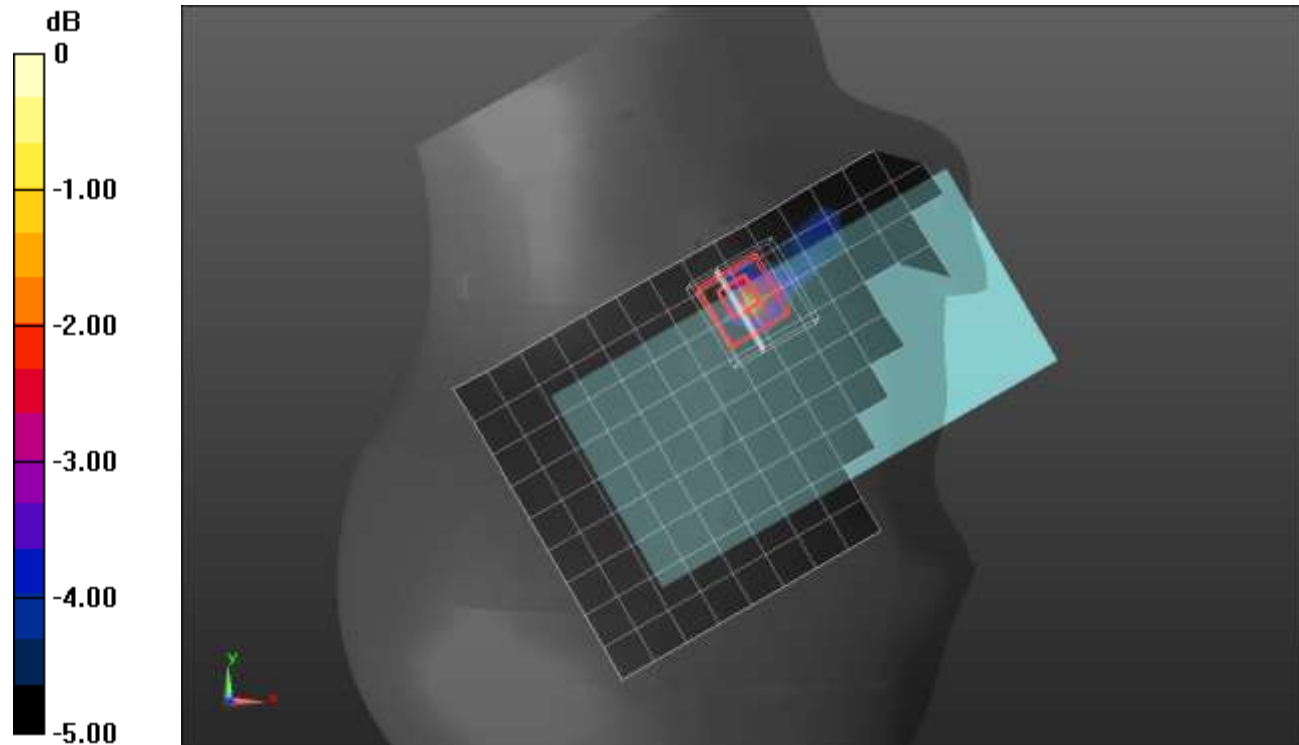
SAR(1 g) = 0.216 W/kg; SAR(10 g) = 0.082 W/kg

Smallest distance from peaks to all points 3 dB below = 7 mm

Ratio of SAR at M2 to SAR at M1 = 46.7%

[Info: Interpolated medium parameters used for SAR evaluation.](#)

Maximum value of SAR (measured) = 0.417 W/kg



0 dB = 0.417 W/kg = -3.80 dBW/kg

LTE Band 48 ANT 7

Frequency: 3646.7 MHz; Duty Cycle: 1:1.59956; Room Ambient Temperature: 24.0°C; Liquid Temperature: 23.0°C
Medium parameters used (interpolated): $f = 3646.7$ MHz; $\sigma = 2.936$ S/m; $\epsilon_r = 37.552$; $\rho = 1000$ kg/m³

DASY5 Configuration:

- Area Scan Setting: Find Secondary Maximum Within: 2.0 dB and with a peak SAR value greater than 0.0012W/kg
- Electronics: DAE4 Sn1439; Calibrated: 7/16/2020
- Probe: EX3DV4 - SN3929; ConvF(6.45, 6.45, 6.45) @ 3646.7 MHz; Calibrated: 3/19/2021
- Sensor-Surface: 1.4mm (Mechanical Surface Detection (Locations From Previous Scan Used)), Sensor-Surface: 4mm (Mechanical Surface Detection)
- Phantom: Twin-SAM V8.0 (20deg probe tilt); Type: QD 000 P41 AA; Serial: 1956

Rear/QPSK RB 50,24 Ch 56207/Area scan (11x17x1): Measurement grid: dx=12mm, dy=12mm

[Info: Interpolated medium parameters used for SAR evaluation.](#)

Maximum value of SAR (measured) = 1.04 W/kg

Rear/QPSK RB 50,24 Ch 56207/Zoom Scan (7x7x8)/Cube 0: Measurement grid: dx=5mm, dy=5mm, dz=4mm

Reference Value = 15.66 V/m; Power Drift = -0.00 dB

Peak SAR (extrapolated) = 1.58 W/kg

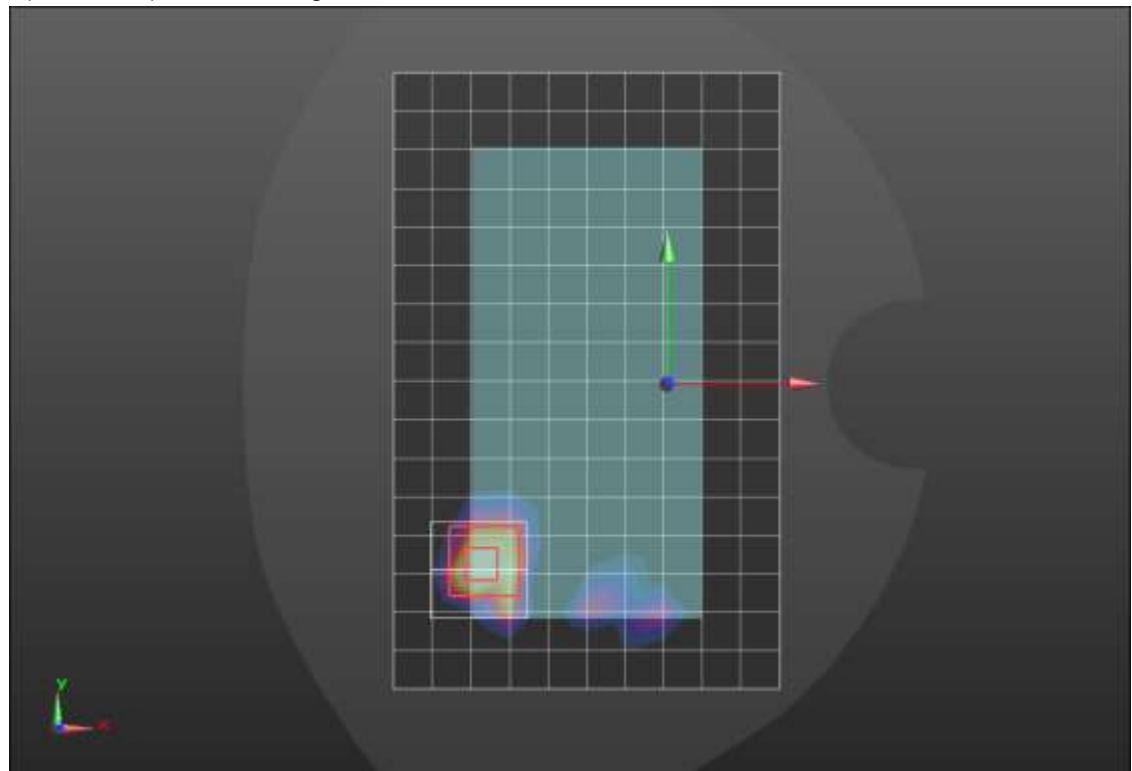
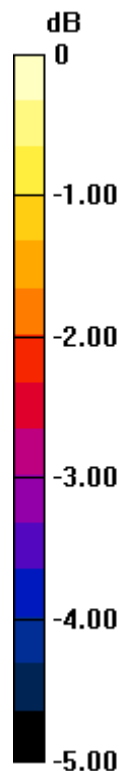
SAR(1 g) = 0.593 W/kg; SAR(10 g) = 0.223 W/kg

Smallest distance from peaks to all points 3 dB below = 7.1 mm

Ratio of SAR at M2 to SAR at M1 = 46.5%

[Info: Interpolated medium parameters used for SAR evaluation.](#)

Maximum value of SAR (measured) = 0.714 W/kg



0 dB = 0.714 W/kg = -1.46 dBW/kg

LTE Band 48 ANT 7

Frequency: 3560 MHz; Duty Cycle: 1:1.59956; Room Ambient Temperature: 24.0°C; Liquid Temperature: 23.0°C
Medium parameters used: $f = 3560$ MHz; $\sigma = 2.956$ S/m; $\epsilon_r = 38.1$; $\rho = 1000$ kg/m³

DASY5 Configuration:

- Area Scan Setting: Find Secondary Maximum Within: 2.0 dB and with a peak SAR value greater than 0.0012W/kg
- Electronics: DAE4 Sn1248; Calibrated: 2/19/2021
- Probe: EX3DV4 - SN7582; ConvF(7.4, 7.4, 7.4) @ 3560 MHz; Calibrated: 3/1/2021
- Sensor-Surface: 1.4mm (Mechanical Surface Detection (Locations From Previous Scan Used)), Sensor-Surface: 4mm (Mechanical Surface Detection)
- Phantom: Twin-SAM V8.0 (20deg probe tilt); Type: QD 000 P41 Ax; Serial: xxxx

Edge 2/QPSK RB 50,24 Ch 55340/Area Scan (6x17x1): Measurement grid: dx=12mm, dy=12mm
Maximum value of SAR (measured) = 1.47 W/kg

Edge 2/QPSK RB 50,24 Ch 55340/Zoom Scan (7x7x8)/Cube 0: Measurement grid: dx=5mm, dy=5mm, dz=4mm

Reference Value = 17.50 V/m; Power Drift = -0.03 dB

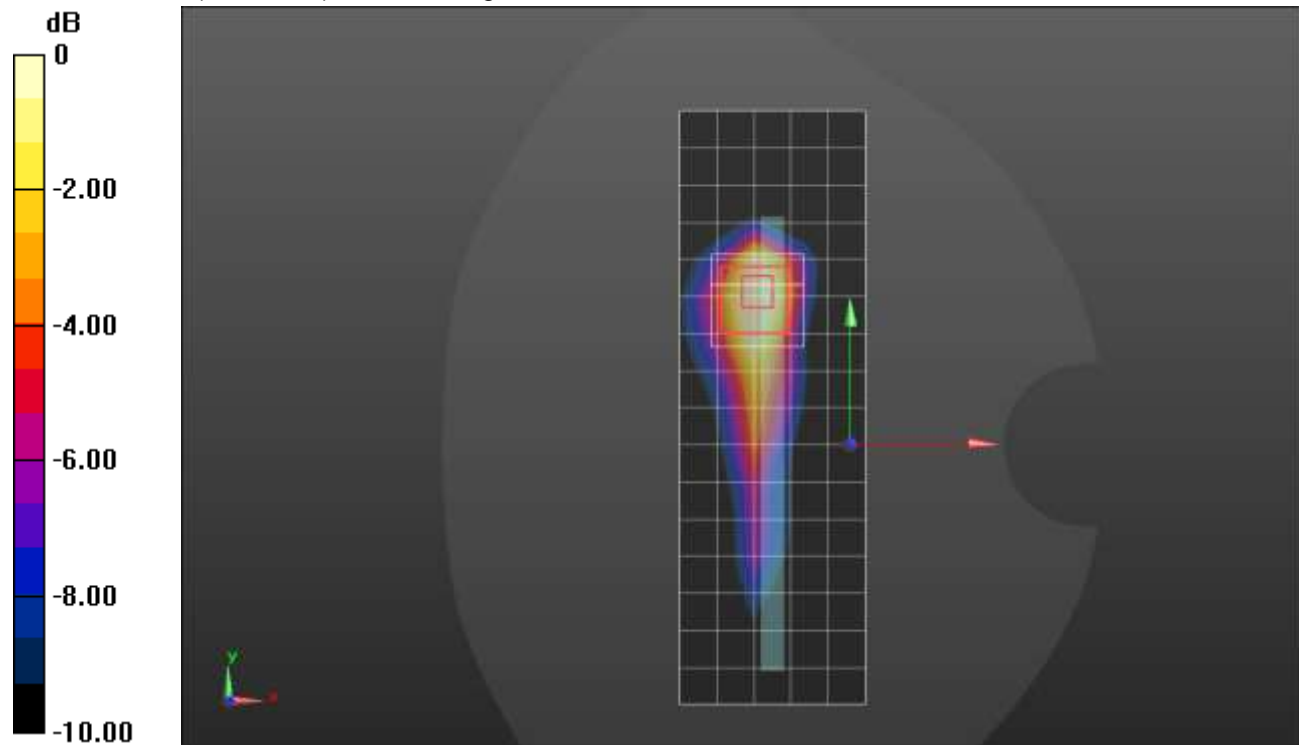
Peak SAR (extrapolated) = 2.18 W/kg

SAR(1 g) = 0.792 W/kg; SAR(10 g) = 0.306 W/kg

Smallest distance from peaks to all points 3 dB below = 8 mm

Ratio of SAR at M2 to SAR at M1 = 44.4%

Maximum value of SAR (measured) = 0.900 W/kg



0 dB = 0.900 W/kg = -0.46 dBW/kg

LTE Band 48 ANT 8

Frequency: 3646.7 MHz; Duty Cycle: 1:1.59956; Room Ambient Temperature: 24.0°C; Liquid Temperature: 23.0°C
Medium parameters used (interpolated): $f = 3646.7$ MHz; $\sigma = 2.936$ S/m; $\epsilon_r = 37.552$; $\rho = 1000$ kg/m³

DASY5 Configuration:

- Area Scan Setting: Find Secondary Maximum Within: 2.0 dB and with a peak SAR value greater than 0.0012W/kg
- Electronics: DAE4 Sn1439; Calibrated: 7/16/2020
- Probe: EX3DV4 - SN3929; ConvF(6.45, 6.45, 6.45) @ 3646.7 MHz; Calibrated: 3/19/2021
- Sensor-Surface: 1.4mm (Mechanical Surface Detection)
- Phantom: Twin-SAM V8.0 (20deg probe tilt); Type: QD 000 P41 AA; Serial: 1956

RHS/Touch_QPSK RB 1,49 Ch 56207/Area Scan (11x15x1): Measurement grid: dx=12mm, dy=12mm

[Info: Interpolated medium parameters used for SAR evaluation.](#)

Maximum value of SAR (measured) = 1.09 W/kg

RHS/Touch_QPSK RB 1,49 Ch 56207/Zoom Scan (7x7x8)/Cube 0: Measurement grid: dx=5mm, dy=5mm, dz=4mm

Reference Value = 16.12 V/m; Power Drift = -0.08 dB

Peak SAR (extrapolated) = 1.70 W/kg

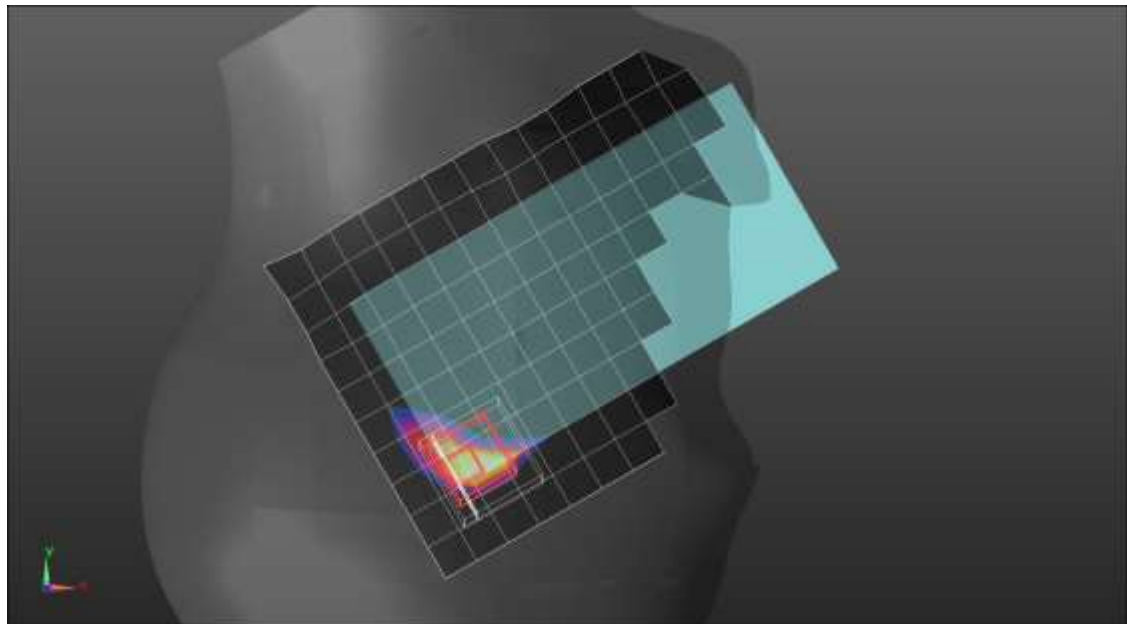
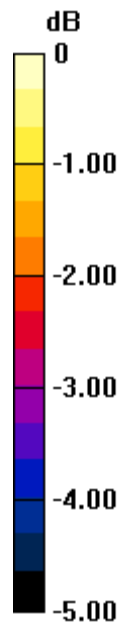
SAR(1 g) = 0.585 W/kg; SAR(10 g) = 0.239 W/kg

Smallest distance from peaks to all points 3 dB below = 6.4 mm

Ratio of SAR at M2 to SAR at M1 = 39.2%

[Info: Interpolated medium parameters used for SAR evaluation.](#)

Maximum value of SAR (measured) = 1.12 W/kg



0 dB = 1.12 W/kg = 0.49 dBW/kg

LTE Band 48 ANT 8

Frequency: 3690 MHz; Duty Cycle: 1:1.59956; Room Ambient Temperature: 24.0°C; Liquid Temperature: 23.0°C
 Medium parameters used: $f = 3690$ MHz; $\sigma = 3.01$ S/m; $\epsilon_r = 37.555$; $\rho = 1000$ kg/m³

DASY5 Configuration:

- Area Scan Setting: Find Secondary Maximum Within: 2.0 dB and with a peak SAR value greater than 0.0012W/kg
- Electronics: DAE4 Sn1439; Calibrated: 7/16/2020
- Probe: EX3DV4 - SN3929; ConvF(6.45, 6.45, 6.45) @ 3690 MHz; Calibrated: 3/19/2021
- Sensor-Surface: 1.4mm (Mechanical Surface Detection), Sensor-Surface: 4mm (Mechanical Surface Detection)
- Phantom: Twin-SAM V8.0 (20deg probe tilt); Type: QD 000 P41 AA; Serial: 1956

Rear/QPSK RB 1,49 Ch 56640/Area scan (10x16x1): Measurement grid: dx=12mm, dy=12mm
 Maximum value of SAR (measured) = 1.17 W/kg

Rear/QPSK RB 1,49 Ch 56640/Zoom Scan (7x7x8)/Cube 0: Measurement grid: dx=5mm, dy=5mm, dz=4mm

Reference Value = 18.28 V/m; Power Drift = -0.01 dB

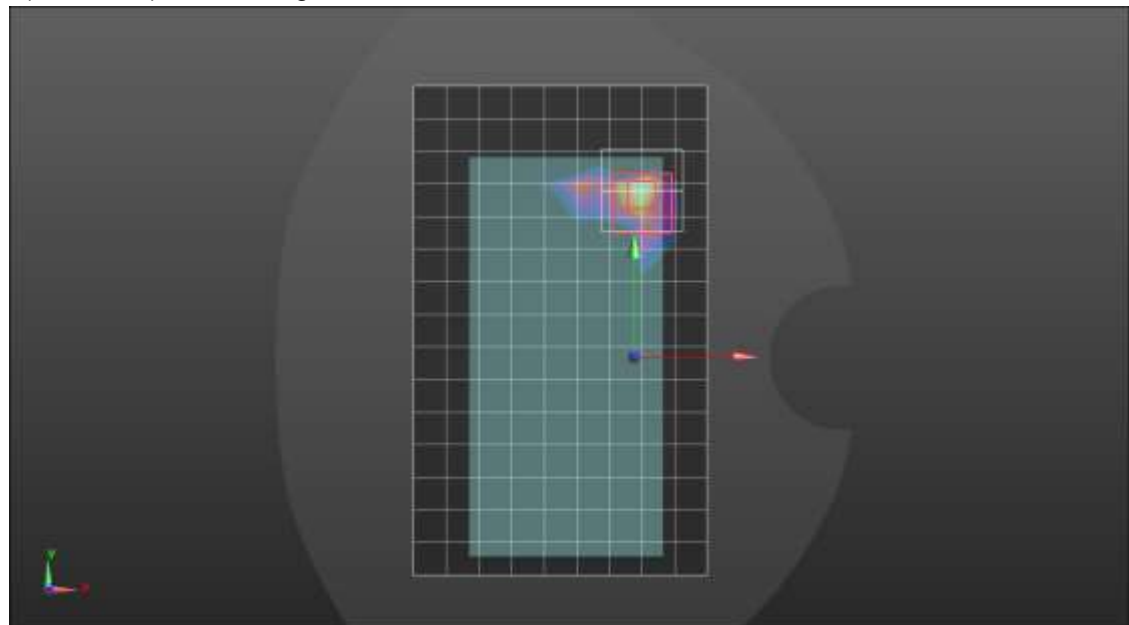
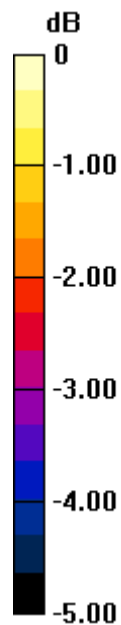
Peak SAR (extrapolated) = 2.94 W/kg

SAR(1 g) = 0.795 W/kg; SAR(10 g) = 0.260 W/kg

Smallest distance from peaks to all points 3 dB below = 5 mm

Ratio of SAR at M2 to SAR at M1 = 38.7%

Maximum value of SAR (measured) = 1.01 W/kg



0 dB = 1.01 W/kg = 0.04 dBW/kg

LTE Band 48 ANT 9

Frequency: 3646.7 MHz; Duty Cycle: 1:1.59956; Room Ambient Temperature: 24.0°C; Liquid Temperature: 23.0°C
Medium parameters used (interpolated): $f = 3646.7$ MHz; $\sigma = 2.934$ S/m; $\epsilon_r = 38.467$; $\rho = 1000$ kg/m³

DASY5 Configuration:

- Area Scan Setting: Find Secondary Maximum Within: 2.0 dB and with a peak SAR value greater than 0.0012W/kg
- Electronics: DAE4 Sn1248; Calibrated: 2/19/2021
- Probe: EX3DV4 - SN7582; ConvF(7.3, 7.3, 7.3) @ 3646.7 MHz; Calibrated: 3/1/2021
- Sensor-Surface: 1.4mm (Mechanical Surface Detection), Sensor-Surface: 4mm (Mechanical Surface Detection)
- Phantom: Twin-SAM V8.0 (20deg probe tilt); Type: QD 000 P41 Ax; Serial: xxxx

LHS/Touch_QPSK RB 1,49 Ch 56207/Area Scan (9x16x1): Measurement grid: dx=12mm, dy=12mm

[Info: Interpolated medium parameters used for SAR evaluation.](#)

Maximum value of SAR (measured) = 0.170 W/kg

LHS/Touch_QPSK RB 1,49 Ch 56207/Zoom Scan (7x7x8)/Cube 0: Measurement grid: dx=5mm, dy=5mm, dz=4mm

Reference Value = 5.984 V/m; Power Drift = 0.16 dB

Peak SAR (extrapolated) = 0.264 W/kg

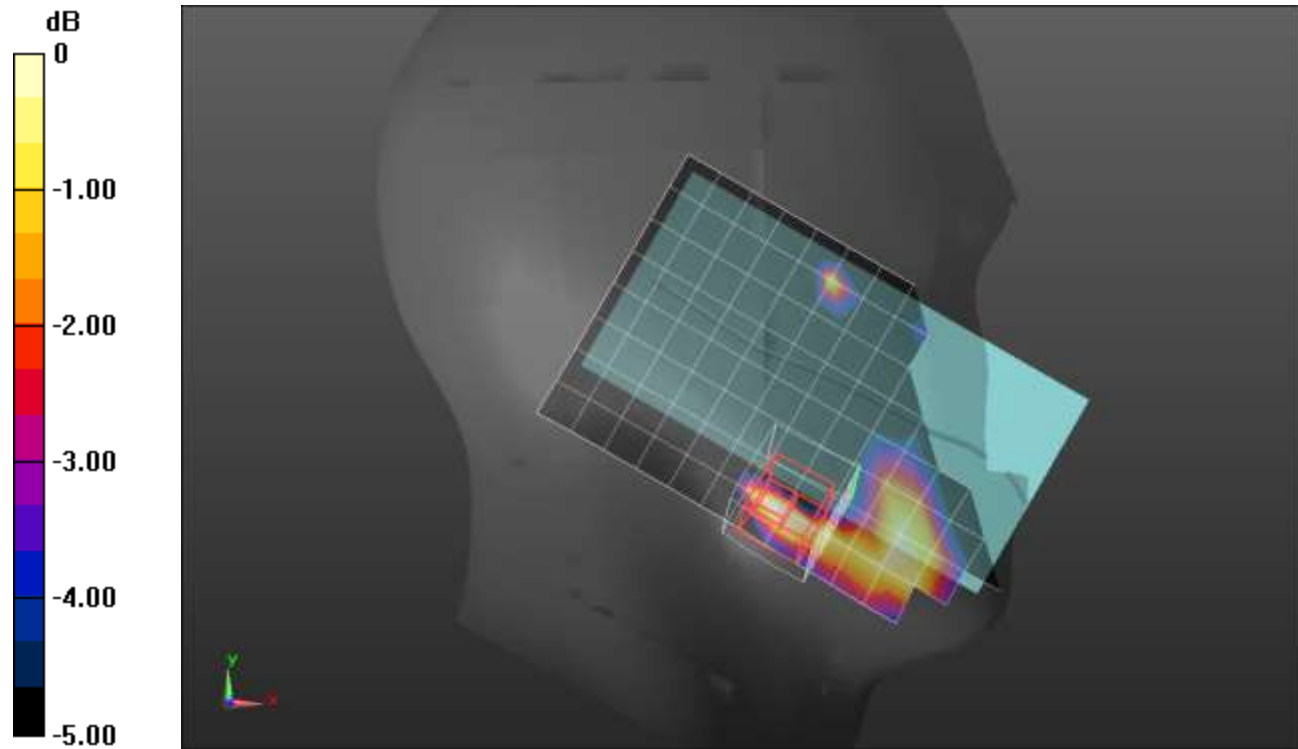
SAR(1 g) = 0.102 W/kg; SAR(10 g) = 0.037 W/kg

Smallest distance from peaks to all points 3 dB below = 6.9 mm

Ratio of SAR at M2 to SAR at M1 = 46.2%

[Info: Interpolated medium parameters used for SAR evaluation.](#)

Maximum value of SAR (measured) = 0.115 W/kg



0 dB = 0.115 W/kg = -9.39 dBW/kg

LTE Band 48 ANT 9

Frequency: 3560 MHz; Duty Cycle: 1:1.59956; Room Ambient Temperature: 24.0°C; Liquid Temperature: 23.0°C
 Medium parameters used: $f = 3560$ MHz; $\sigma = 3.048$ S/m; $\epsilon_r = 36.605$; $\rho = 1000$ kg/m³

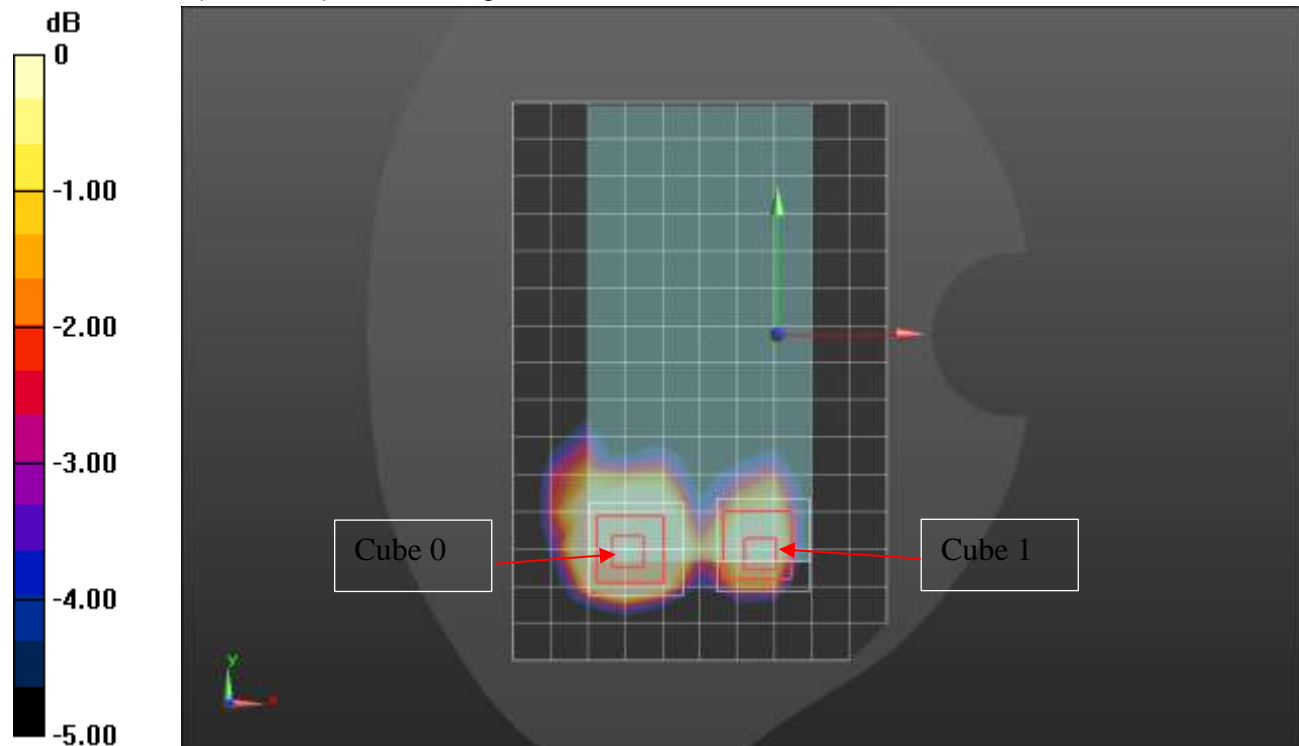
DASY5 Configuration:

- Area Scan Setting: Find Secondary Maximum Within: 2.0 dB and with a peak SAR value greater than 0.0012W/kg
- Electronics: DAE4 Sn1248; Calibrated: 2/19/2021
- Probe: EX3DV4 - SN7582; ConvF(7.4, 7.4, 7.4) @ 3560 MHz; Calibrated: 3/1/2021
- Sensor-Surface: 1.4mm (Mechanical Surface Detection), Sensor-Surface: 4mm (Mechanical Surface Detection)
- Phantom: Twin-SAM V8.0 (20deg probe tilt); Type: QD 000 P41 Ax; Serial: xxxx

Front/QPSK RB 1,49 Ch 55340/Area scan (11x16x1): Measurement grid: dx=12mm, dy=12mm
 Maximum value of SAR (measured) = 1.34 W/kg

Front/QPSK RB 1,49 Ch 55340/Zoom Scan (7x7x8)/Cube 0: Measurement grid: dx=5mm, dy=5mm, dz=4mm
 Reference Value = 16.94 V/m; Power Drift = 0.03 dB
 Peak SAR (extrapolated) = 1.78 W/kg
SAR(1 g) = 0.797 W/kg; SAR(10 g) = 0.357 W/kg
 Smallest distance from peaks to all points 3 dB below = 11.7 mm
 Ratio of SAR at M2 to SAR at M1 = 51%
 Maximum value of SAR (measured) = 0.875 W/kg

Front/QPSK RB 1,49 Ch 55340/Zoom Scan (7x7x8)/Cube 1: Measurement grid: dx=5mm, dy=5mm, dz=4mm
 Reference Value = 16.94 V/m; Power Drift = 0.03 dB
 Peak SAR (extrapolated) = 0.905 W/kg
SAR(1 g) = 0.409 W/kg; SAR(10 g) = 0.178 W/kg
 Smallest distance from peaks to all points 3 dB below = 9.8 mm
 Ratio of SAR at M2 to SAR at M1 = 52.1%
 Maximum value of SAR (measured) = 0.458 W/kg



0 dB = 0.458 W/kg = -3.39 dBW/kg

LTE Band 48 ANT 4

Frequency: 3646.7 MHz; Duty Cycle: 1:1.59956; Room Ambient Temperature: 24.0°C; Liquid Temperature: 23.0°C
Medium parameters used (interpolated): $f = 3646.7$ MHz; $\sigma = 2.951$ S/m; $\epsilon_r = 37.193$; $\rho = 1000$ kg/m³

DASY5 Configuration:

- Area Scan Setting: Find Secondary Maximum Within: 2.0 dB and with a peak SAR value greater than 0.0012W/kg
- Electronics: DAE4 Sn1439; Calibrated: 7/16/2020
- Probe: EX3DV4 - SN3929; ConvF(6.45, 6.45, 6.45) @ 3646.7 MHz; Calibrated: 3/19/2021
- Sensor-Surface: 1.4mm (Mechanical Surface Detection)
- Phantom: Twin-SAM V8.0 (20deg probe tilt); Type: QD 000 P41 AA; Serial: 1956

LHS/Touch_QPSK RB 50,24 Ch 56207/Area Scan (11x15x1): Measurement grid: dx=12mm, dy=12mm

Maximum value of SAR (measured) = 1.08 W/kg

LHS/Touch_QPSK RB 50,24 Ch 56207/Zoom Scan (7x7x8)/Cube 0: Measurement grid: dx=5mm, dy=5mm, dz=4mm

Reference Value = 17.56 V/m; Power Drift = 0.04 dB

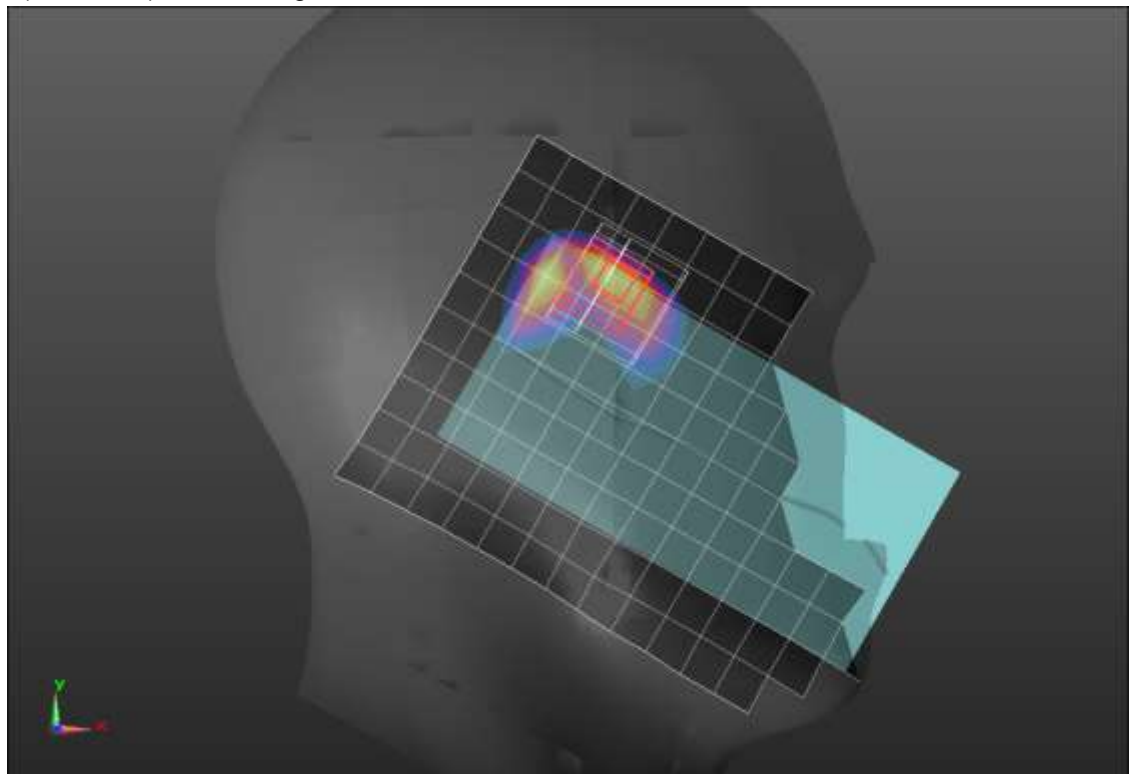
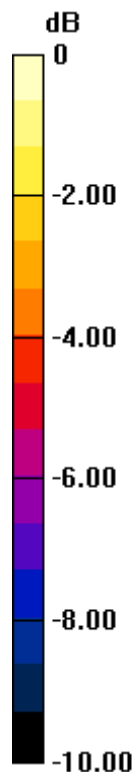
Peak SAR (extrapolated) = 2.02 W/kg

SAR(1 g) = 0.605 W/kg; SAR(10 g) = 0.215 W/kg

Smallest distance from peaks to all points 3 dB below = 5.2 mm

Ratio of SAR at M2 to SAR at M1 = 36.1%

Maximum value of SAR (measured) = 1.33 W/kg



0 dB = 1.33 W/kg = 1.24 dBW/kg

LTE Band 48 ANT 4

Frequency: 3646.7 MHz; Duty Cycle: 1:1.59956; Room Ambient Temperature: 24.0°C; Liquid Temperature: 23.0°C
Medium parameters used (interpolated): $f = 3646.7$ MHz; $\sigma = 3.007$ S/m; $\epsilon_r = 37.584$; $\rho = 1000$ kg/m³

DASY5 Configuration:

- Area Scan Setting: Find Secondary Maximum Within: 2.0 dB and with a peak SAR value greater than 0.0012W/kg
- Electronics: DAE4 Sn1248; Calibrated: 2/19/2021
- Probe: EX3DV4 - SN7582; ConvF(7.3, 7.3, 7.3) @ 3646.7 MHz; Calibrated: 3/1/2021
- Sensor-Surface: 1.4mm (Mechanical Surface Detection), Sensor-Surface: 4mm (Mechanical Surface Detection)
- Phantom: Twin-SAM V8.0 (20deg probe tilt); Type: QD 000 P41 Ax; Serial: xxxx

Rear/QPSK RB 1,49 Ch 56207/Area scan (10x16x1): Measurement grid: dx=12mm, dy=12mm

[Info: Interpolated medium parameters used for SAR evaluation.](#)

Maximum value of SAR (measured) = 1.23 W/kg

Rear/QPSK RB 1,49 Ch 56207/Zoom Scan (7x7x8)/Cube 0: Measurement grid: dx=5mm, dy=5mm, dz=4mm

Reference Value = 17.82 V/m; Power Drift = 0.06 dB

Peak SAR (extrapolated) = 2.32 W/kg

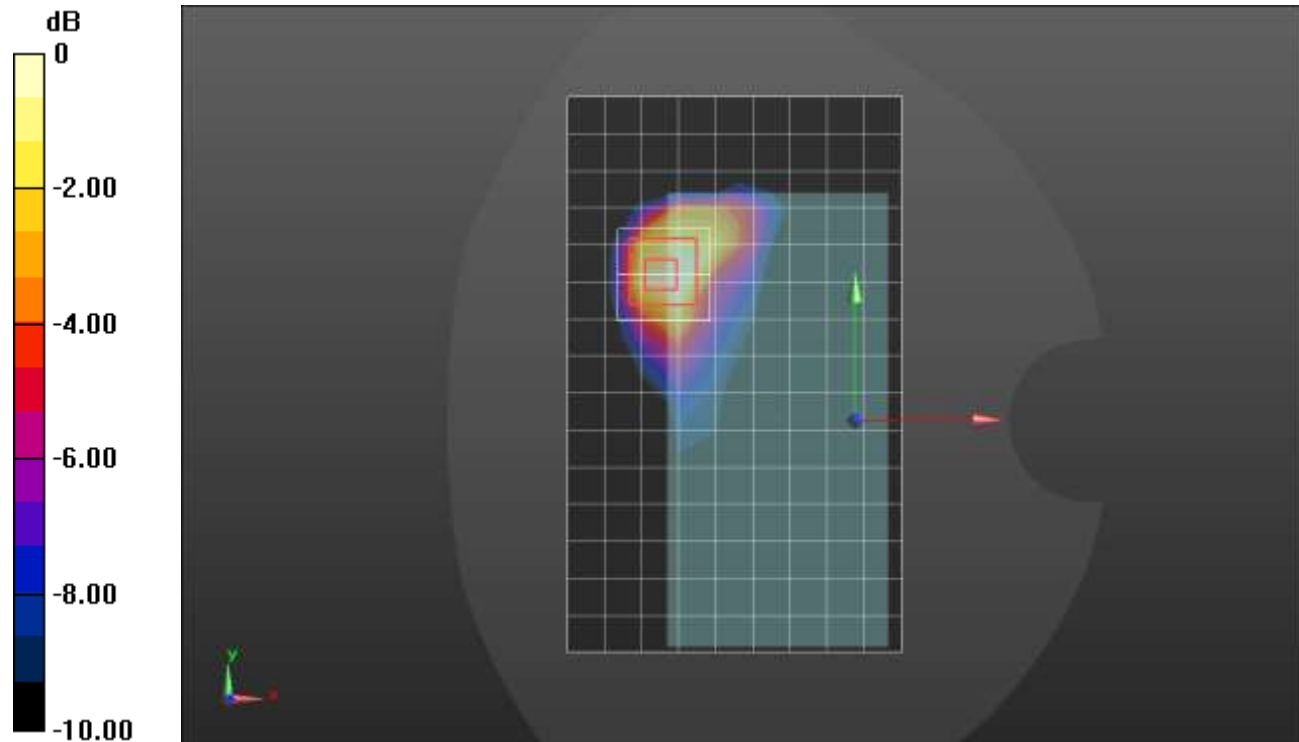
SAR(1 g) = 0.797 W/kg; SAR(10 g) = 0.292 W/kg

Smallest distance from peaks to all points 3 dB below = 7.6 mm

Ratio of SAR at M2 to SAR at M1 = 43.5%

[Info: Interpolated medium parameters used for SAR evaluation.](#)

Maximum value of SAR (measured) = 0.947 W/kg



0 dB = 0.947 W/kg = -0.24 dBW/kg

LTE Band 48 ANT 4

Frequency: 3560 MHz; Duty Cycle: 1:1.59956; Room Ambient Temperature: 24.0°C; Liquid Temperature: 23.0°C
Medium parameters used: $f = 3560$ MHz; $\sigma = 2.906$ S/m; $\epsilon_r = 37.22$; $\rho = 1000$ kg/m³

DASY5 Configuration:

- Area Scan Setting: Find Secondary Maximum Within: 2.0 dB and with a peak SAR value greater than 0.0012W/kg
- Electronics: DAE4 Sn1248; Calibrated: 2/19/2021
- Probe: EX3DV4 - SN7582; ConvF(7.4, 7.4, 7.4) @ 3560 MHz; Calibrated: 3/1/2021
- Sensor-Surface: 1.4mm (Mechanical Surface Detection (Locations From Previous Scan Used)), Sensor-Surface: 4mm (Mechanical Surface Detection)
- Phantom: Twin-SAM V8.0 (20deg probe tilt); Type: QD 000 P41 Ax; Serial: xxxx

Edge 2/QPSK RB 1,49 Ch 55340/Area Scan (8x16x1): Measurement grid: dx=12mm, dy=12mm

Maximum value of SAR (measured) = 1.31 W/kg

Edge 2/QPSK RB 1,49 Ch 55340/Zoom Scan (7x7x8)/Cube 0: Measurement grid: dx=5mm, dy=5mm, dz=4mm

Reference Value = 18.77 V/m; Power Drift = 0.05 dB

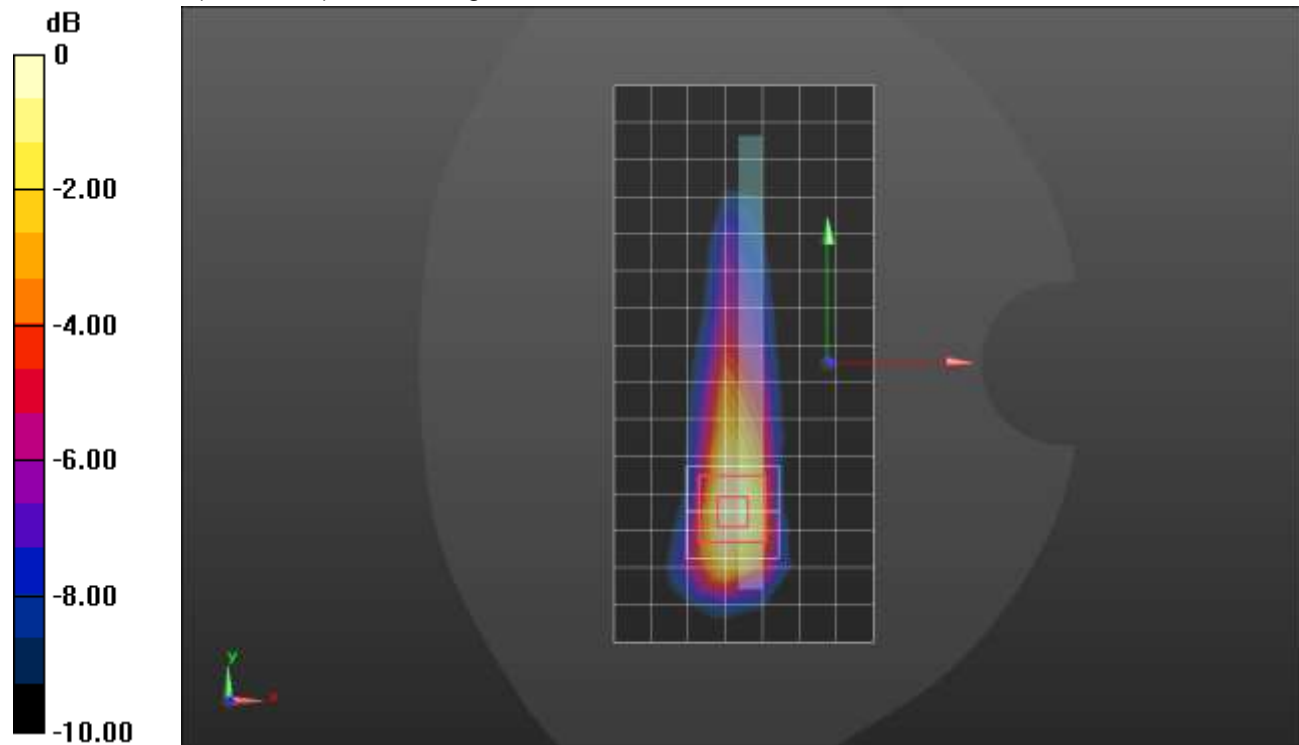
Peak SAR (extrapolated) = 2.22 W/kg

SAR(1 g) = 0.841 W/kg; SAR(10 g) = 0.312 W/kg

Smallest distance from peaks to all points 3 dB below = 7 mm

Ratio of SAR at M2 to SAR at M1 = 46.8%

Maximum value of SAR (measured) = 1.01 W/kg



LTE Band 66 ANT 1

Frequency: 1745 MHz; Duty Cycle: 1:1; Room Ambient Temperature: 24.0°C; Liquid Temperature: 23.0°C

Medium parameters used: $f = 1745$ MHz; $\sigma = 1.314$ S/m; $\epsilon_r = 39.55$; $\rho = 1000$ kg/m³

DASY5 Configuration:

- Area Scan Setting: Find Secondary Maximum Within: 2.0 dB and with a peak SAR value greater than 0.0012W/kg
- Electronics: DAE4 Sn1357; Calibrated: 1/28/2021
- Probe: EX3DV4 - SN3773; ConvF(8.05, 8.05, 8.05) @ 1745 MHz; Calibrated: 2/25/2021
- Sensor-Surface: 1.4mm (Mechanical Surface Detection (Locations From Previous Scan Used)), Sensor-Surface: 1.4mm (Mechanical Surface Detection)
- Phantom: Twin-SAM V5.0 (30deg probe tilt); Type: QD000P40CD; Serial: 1629

RHS/Touch_QPSK RB 50,24 Ch 132322/Area Scan (8x12x1): Measurement grid: dx=15mm, dy=15mm

Maximum value of SAR (measured) = 0.264 W/kg

RHS/Touch_QPSK RB 50,24 Ch 132322/Zoom Scan (5x5x7)/Cube 0: Measurement grid: dx=8mm, dy=8mm, dz=5mm

Reference Value = 13.59 V/m; Power Drift = 0.05 dB

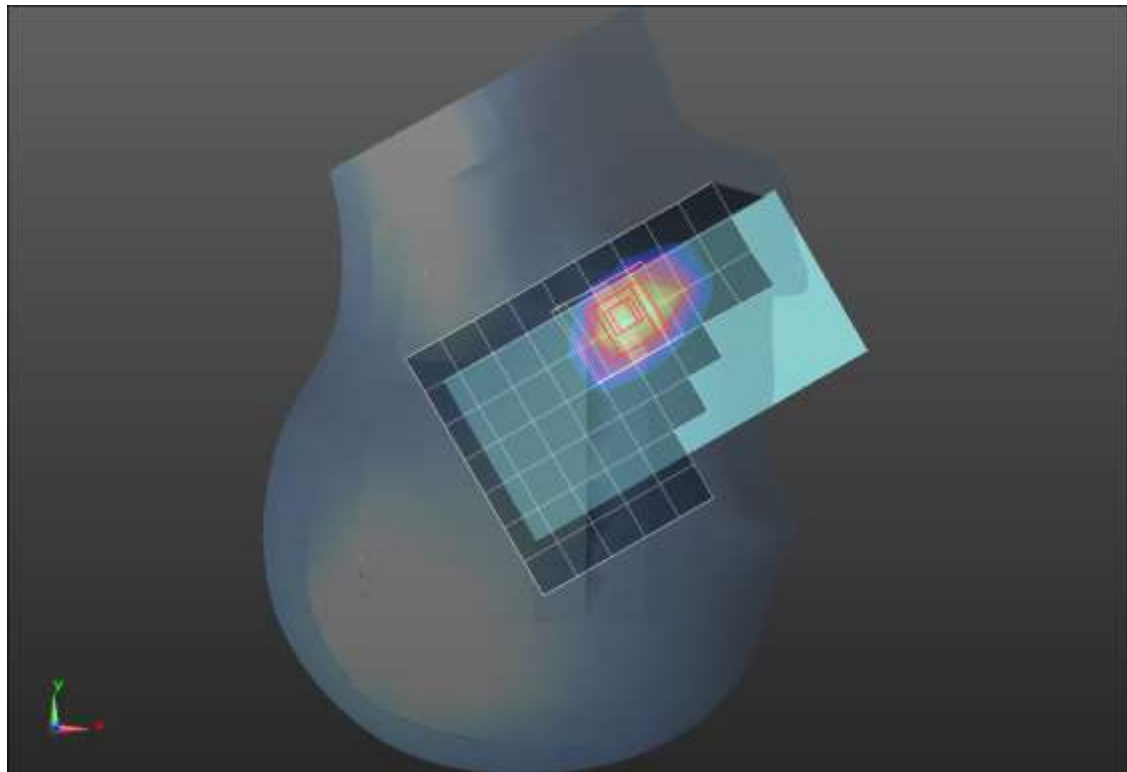
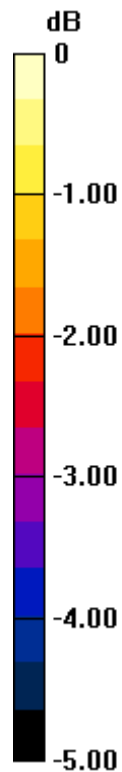
Peak SAR (extrapolated) = 0.329 W/kg

SAR(1 g) = 0.211 W/kg; SAR(10 g) = 0.134 W/kg

Smallest distance from peaks to all points 3 dB below = 11.5 mm

Ratio of SAR at M2 to SAR at M1 = 67.3%

Maximum value of SAR (measured) = 0.279 W/kg



0 dB = 0.279 W/kg = -5.54 dBW/kg

LTE Band 66 ANT 1

Frequency: 1745 MHz; Duty Cycle: 1:1; Room Ambient Temperature: 24.0°C; Liquid Temperature: 23.0°C

Medium parameters used: $f = 1745$ MHz; $\sigma = 1.4$ S/m; $\epsilon_r = 39.15$; $\rho = 1000$ kg/m³

DASY5 Configuration:

- Area Scan Setting: Find Secondary Maximum Within: 2.0 dB and with a peak SAR value greater than 0.0012W/kg
- Electronics: DAE4 Sn1357; Calibrated: 1/28/2021
- Probe: EX3DV4 - SN3773; ConvF(8.05, 8.05, 8.05) @ 1745 MHz; Calibrated: 2/25/2021
- Sensor-Surface: 2.5mm (Mechanical Surface Detection (Locations From Previous Scan Used)), Sensor-Surface: 2.5mm (Mechanical Surface Detection)
- Phantom: Twin-SAM V5.0 (30deg probe tilt); Type: QD 000 P40 CD; Serial: 1602

Front/QPSK RB 50,24 Ch 132322/Area Scan (8x14x1): Measurement grid: dx=15mm, dy=15mm

Maximum value of SAR (measured) = 0.685 W/kg

Front/QPSK RB 50,24 Ch 132322/Zoom Scan (5x5x7)/Cube 0: Measurement grid: dx=8mm, dy=8mm, dz=5mm

Reference Value = 22.44 V/m; Power Drift = -0.04 dB

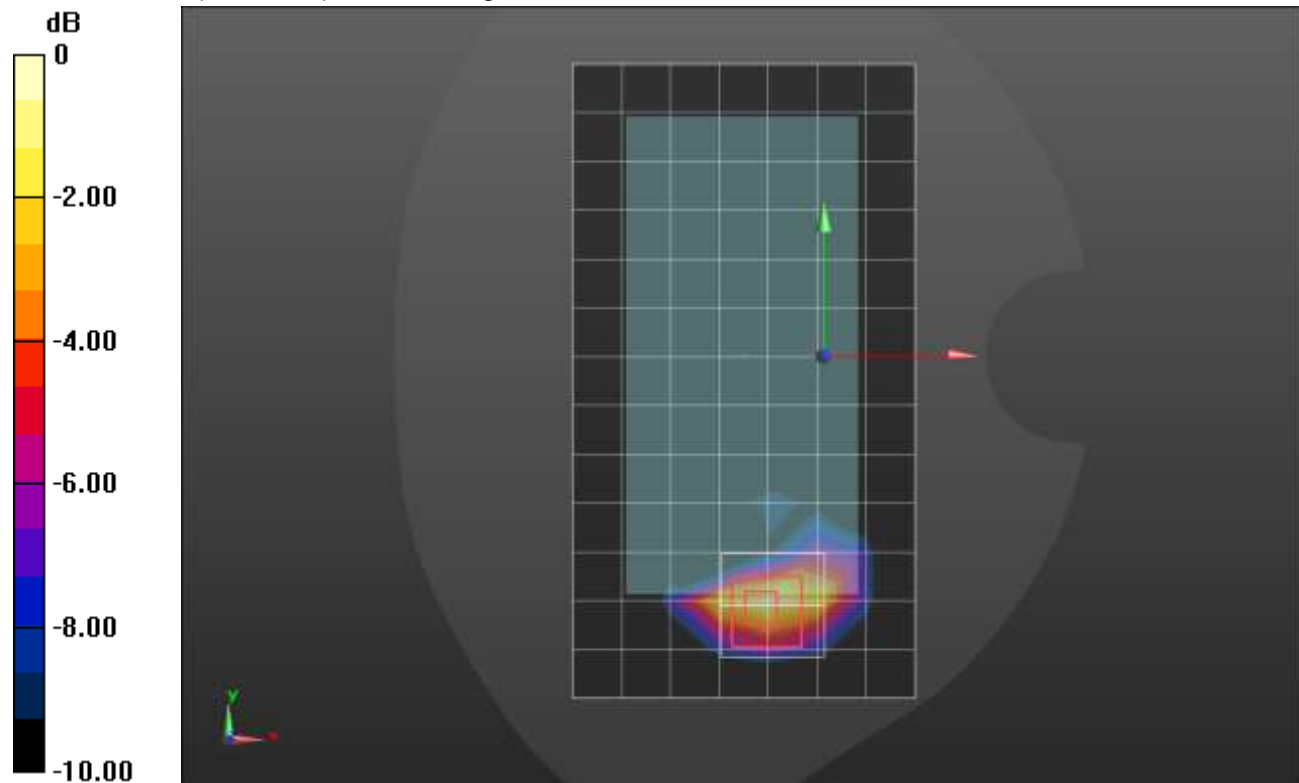
Peak SAR (extrapolated) = 0.955 W/kg

SAR(1 g) = 0.484 W/kg; SAR(10 g) = 0.232 W/kg

Smallest distance from peaks to all points 3 dB below = 8 mm

Ratio of SAR at M2 to SAR at M1 = 51.3%

Maximum value of SAR (measured) = 0.692 W/kg



0 dB = 0.692 W/kg = -1.60 dBW/kg

LTE Band 66 ANT 1

Frequency: 1745 MHz; Duty Cycle: 1:1; Room Ambient Temperature: 24.0°C; Liquid Temperature: 23.0°C

Medium parameters used: $f = 1745$ MHz; $\sigma = 1.4$ S/m; $\epsilon_r = 39.15$; $\rho = 1000$ kg/m³

DASY5 Configuration:

- Area Scan Setting: Find Secondary Maximum Within: 2.0 dB and with a peak SAR value greater than 0.0012W/kg
- Electronics: DAE4 Sn1357; Calibrated: 1/28/2021
- Probe: EX3DV4 - SN3773; ConvF(8.05, 8.05, 8.05) @ 1745 MHz; Calibrated: 2/25/2021
- Sensor-Surface: 2.5mm (Mechanical Surface Detection (Locations From Previous Scan Used)), Sensor-Surface: 2.5mm (Mechanical Surface Detection)
- Phantom: Twin-SAM V5.0 (30deg probe tilt); Type: QD 000 P40 CD; Serial: 1602

Edge 3/QPSK RB 50,24 Ch 132322/Area Scan (5x8x1): Measurement grid: dx=15mm, dy=15mm

Maximum value of SAR (measured) = 1.05 W/kg

Edge 3/QPSK RB 50,24 Ch 132322/Zoom Scan (5x5x7)/Cube 0: Measurement grid: dx=8mm, dy=8mm, dz=5mm

Reference Value = 27.12 V/m; Power Drift = 0.13 dB

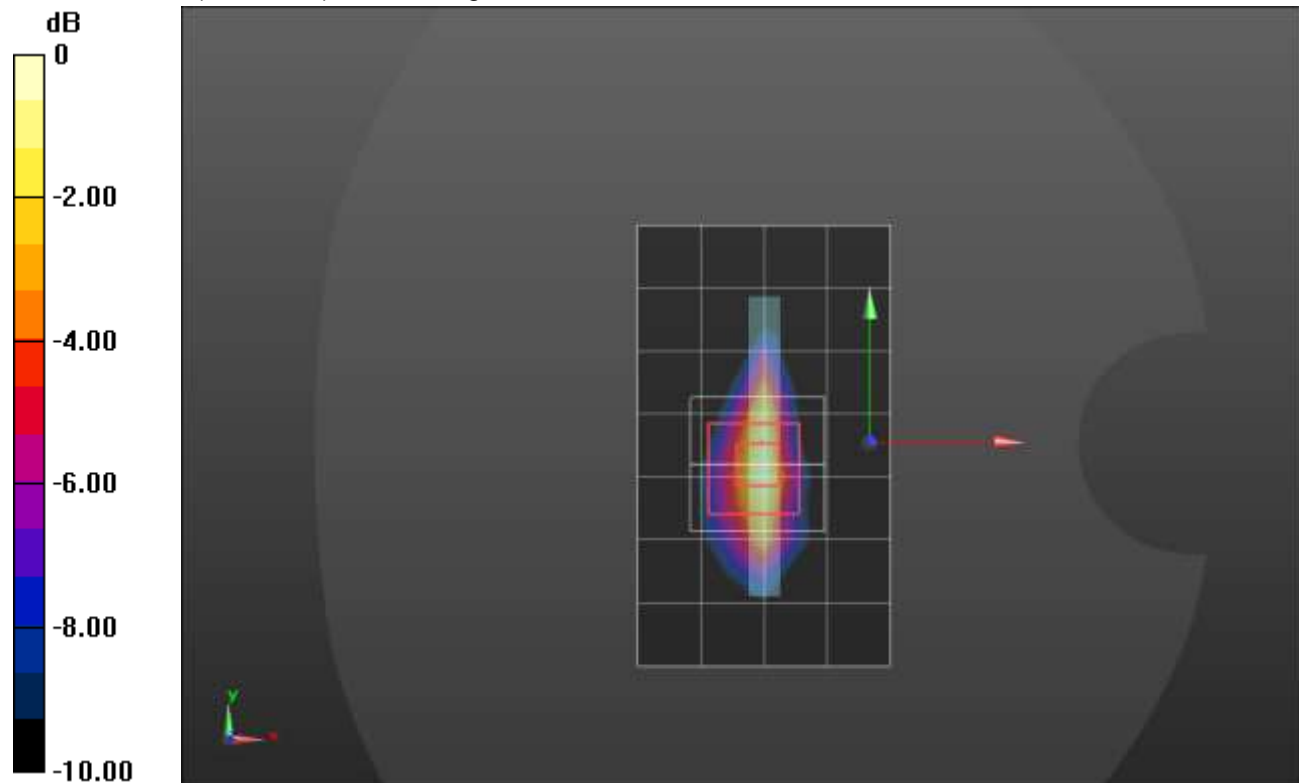
Peak SAR (extrapolated) = 1.48 W/kg

SAR(1 g) = 0.747 W/kg; SAR(10 g) = 0.346 W/kg

Smallest distance from peaks to all points 3 dB below = 8 mm

Ratio of SAR at M2 to SAR at M1 = 52.3%

Maximum value of SAR (measured) = 1.06 W/kg



0 dB = 1.06 W/kg = 0.25 dBW/kg

LTE Band 66 ANT 2

Frequency: 1720 MHz; Duty Cycle: 1:1; Room Ambient Temperature: 24.0°C; Liquid Temperature: 23.0°C

Medium parameters used: $f = 1720$ MHz; $\sigma = 1.311$ S/m; $\epsilon_r = 40.773$; $\rho = 1000$ kg/m³

DASY5 Configuration:

- Area Scan Setting: Find Secondary Maximum Within: 2.0 dB and with a peak SAR value greater than 0.0012W/kg
- Electronics: DAE4 Sn1357; Calibrated: 1/28/2021
- Probe: EX3DV4 - SN3773; ConvF(8.05, 8.05, 8.05) @ 1720 MHz; Calibrated: 2/25/2021
- Sensor-Surface: 1.4mm (Mechanical Surface Detection)
- Phantom: Twin-SAM V5.0 (20deg probe tilt); Type: QD000P40CD; Serial: 1629

RHS/Touch_QPSK RB 1,49 Ch 132072/Area Scan (8x12x1): Measurement grid: dx=15mm, dy=15mm
Maximum value of SAR (measured) = 1.43 W/kg

RHS/Touch_QPSK RB 1,49 Ch 132072/Zoom Scan (5x5x7)/Cube 0: Measurement grid: dx=8mm, dy=8mm, dz=5mm

Reference Value = 28.79 V/m; Power Drift = -0.01 dB

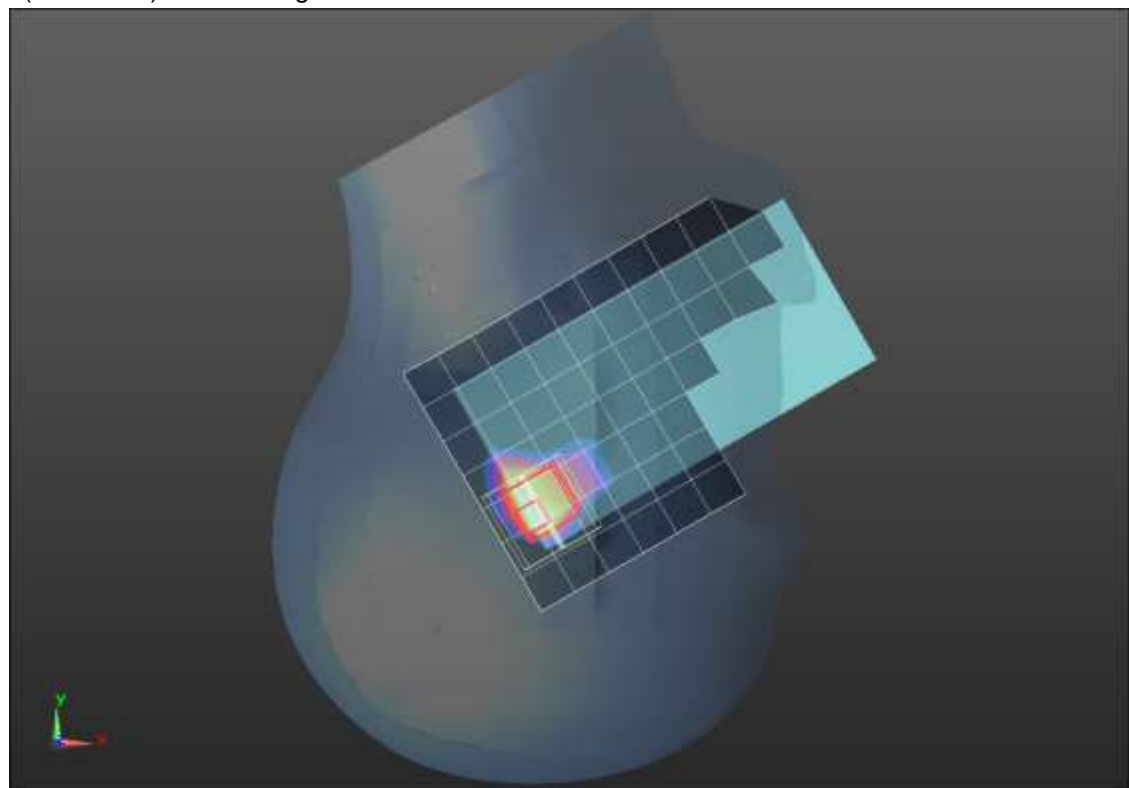
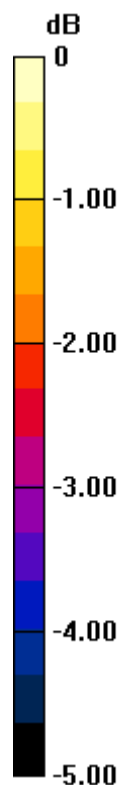
Peak SAR (extrapolated) = 1.66 W/kg

SAR(1 g) = 0.738 W/kg; SAR(10 g) = 0.423 W/kg

Smallest distance from peaks to all points 3 dB below = 7.2 mm

Ratio of SAR at M2 to SAR at M1 = 41.3%

Maximum value of SAR (measured) = 1.22 W/kg



0 dB = 1.22 W/kg = 0.86 dBW/kg

LTE Band 66 ANT 2

Frequency: 1745 MHz; Duty Cycle: 1:1; Room Ambient Temperature: 24.0°C; Liquid Temperature: 23.0°C

Medium parameters used: $f = 1745$ MHz; $\sigma = 1.4$ S/m; $\epsilon_r = 39.15$; $\rho = 1000$ kg/m³

DASY5 Configuration:

- Area Scan Setting: Find Secondary Maximum Within: 2.0 dB and with a peak SAR value greater than 0.0012W/kg
- Electronics: DAE4 Sn1357; Calibrated: 1/28/2021
- Probe: EX3DV4 - SN3773; ConvF(8.05, 8.05, 8.05) @ 1745 MHz; Calibrated: 2/25/2021
- Sensor-Surface: 2.5mm (Mechanical Surface Detection)
- Phantom: Twin-SAM V5.0 (30deg probe tilt); Type: QD 000 P40 CD; Serial: 1602

Rear/QPSK RB 1,49 Ch 132322/Area Scan (9x13x1): Measurement grid: dx=15mm, dy=15mm
Maximum value of SAR (measured) = 0.792 W/kg

Rear/QPSK RB 1,49 Ch 132322/Zoom Scan (5x5x7)/Cube 0: Measurement grid: dx=8mm, dy=8mm, dz=5mm

Reference Value = 23.83 V/m; Power Drift = 0.04 dB

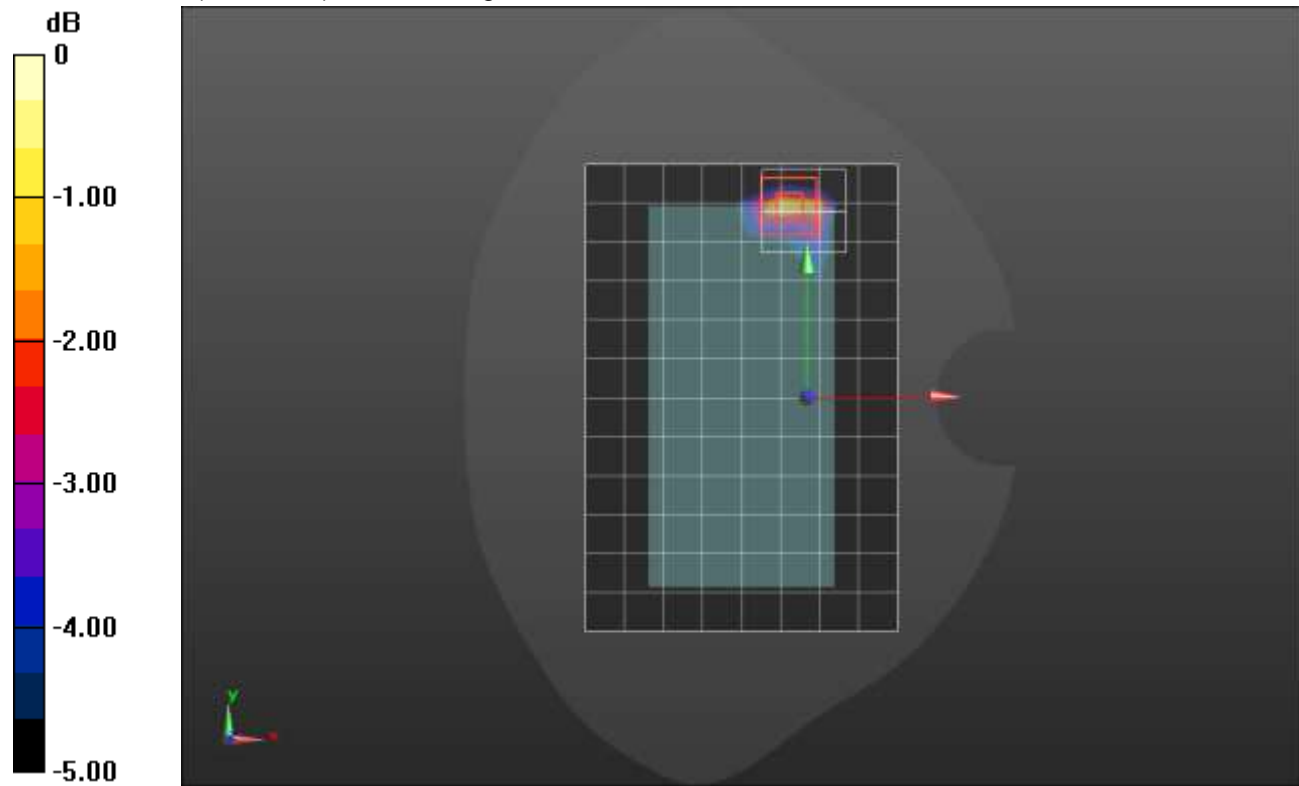
Peak SAR (extrapolated) = 1.30 W/kg

SAR(1 g) = 0.607 W/kg; SAR(10 g) = 0.278 W/kg

Smallest distance from peaks to all points 3 dB below = 8 mm

Ratio of SAR at M2 to SAR at M1 = 49.1%

Maximum value of SAR (measured) = 0.878 W/kg



0 dB = 0.878 W/kg = -0.57 dBW/kg

LTE Band 66 ANT 2

Frequency: 1720 MHz; Duty Cycle: 1:1; Room Ambient Temperature: 24.0°C; Liquid Temperature: 23.0°C

Medium parameters used: $f = 1720$ MHz; $\sigma = 1.388$ S/m; $\epsilon_r = 39.076$; $\rho = 1000$ kg/m³

DASY5 Configuration:

- Area Scan Setting: Find Secondary Maximum Within: 2.0 dB and with a peak SAR value greater than 0.0012W/kg
- Electronics: DAE4 Sn1357; Calibrated: 1/28/2021
- Probe: EX3DV4 - SN3773; ConvF(8.05, 8.05, 8.05) @ 1720 MHz; Calibrated: 2/25/2021
- Sensor-Surface: 2.5mm (Mechanical Surface Detection)
- Phantom: Twin-SAM V5.0 (30deg probe tilt); Type: QD 000 P40 CD; Serial: 1602

Edge 1/QPSK RB 1,49 Ch 132072/Area Scan (5x8x1): Measurement grid: dx=15mm, dy=15mm
Maximum value of SAR (measured) = 0.698 W/kg

Edge 1/QPSK RB 1,49 Ch 132072/Zoom Scan (5x5x7)/Cube 0: Measurement grid: dx=8mm, dy=8mm, dz=5mm

Reference Value = 22.73 V/m; Power Drift = 0.01 dB

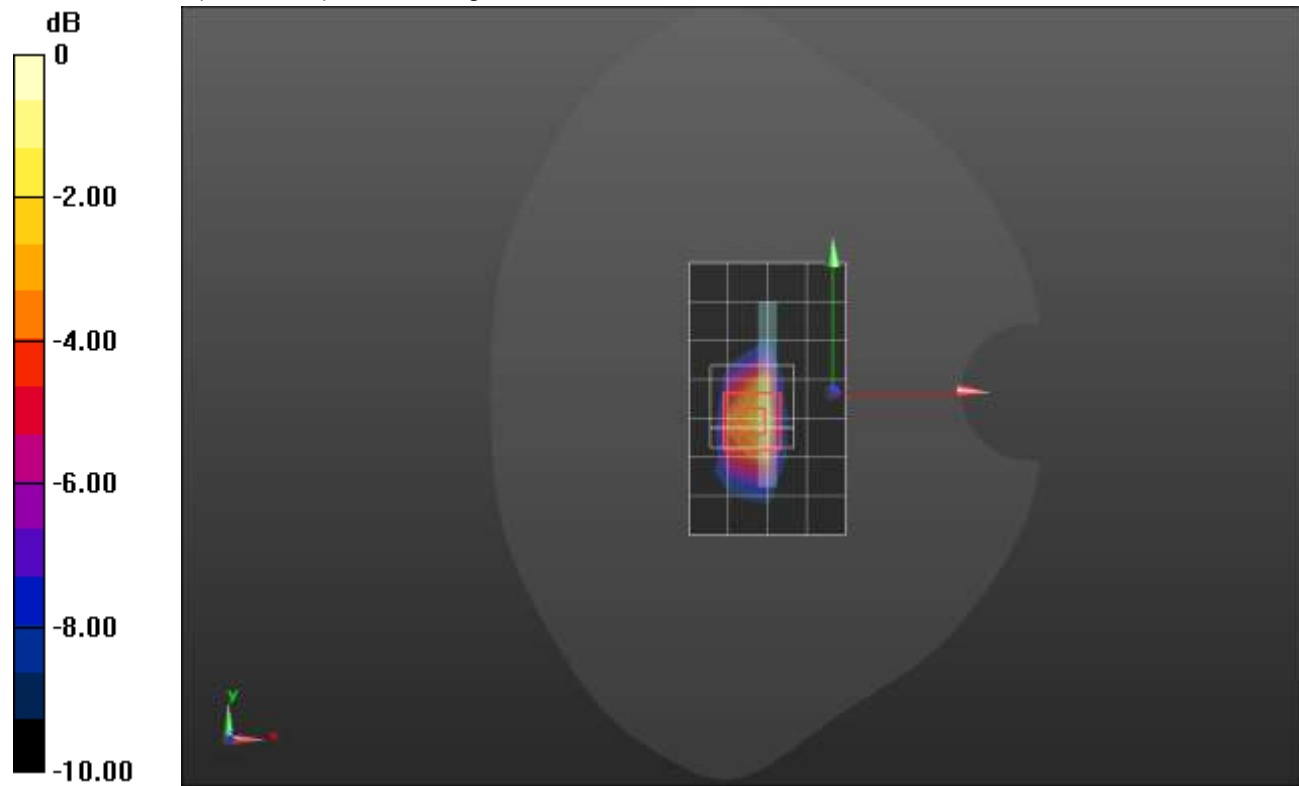
Peak SAR (extrapolated) = 1.44 W/kg

SAR(1 g) = 0.757 W/kg; SAR(10 g) = 0.367 W/kg

Smallest distance from peaks to all points 3 dB below = 8 mm

Ratio of SAR at M2 to SAR at M1 = 55.2%

Maximum value of SAR (measured) = 1.03 W/kg



0 dB = 1.03 W/kg = 0.13 dBW/kg

LTE Band 66 ANT 3

Frequency: 1745 MHz; Duty Cycle: 1:1; Room Ambient Temperature: 24.0°C; Liquid Temperature: 23.0°C

Medium parameters used: $f = 1745$ MHz; $\sigma = 1.314$ S/m; $\epsilon_r = 39.55$; $\rho = 1000$ kg/m³

DASY5 Configuration:

- Area Scan Setting: Find Secondary Maximum Within: 2.0 dB and with a peak SAR value greater than 0.0012W/kg
- Electronics: DAE4 Sn1357; Calibrated: 1/28/2021
- Probe: EX3DV4 - SN3773; ConvF(8.05, 8.05, 8.05) @ 1745 MHz; Calibrated: 2/25/2021
- Sensor-Surface: 1.4mm (Mechanical Surface Detection)
- Phantom: Twin-SAM V5.0 (30deg probe tilt); Type: QD 000 P40 CD; Serial: 1602

LHS/Touch_QPSK RB 1,49 Ch 132322/Area Scan (8x12x1): Measurement grid: dx=15mm, dy=15mm
Maximum value of SAR (measured) = 0.252 W/kg

LHS/Touch_QPSK RB 1,49 Ch 132322/Zoom Scan (5x5x7)/Cube 0: Measurement grid: dx=8mm, dy=8mm, dz=5mm

Reference Value = 13.17 V/m; Power Drift = 0.19 dB

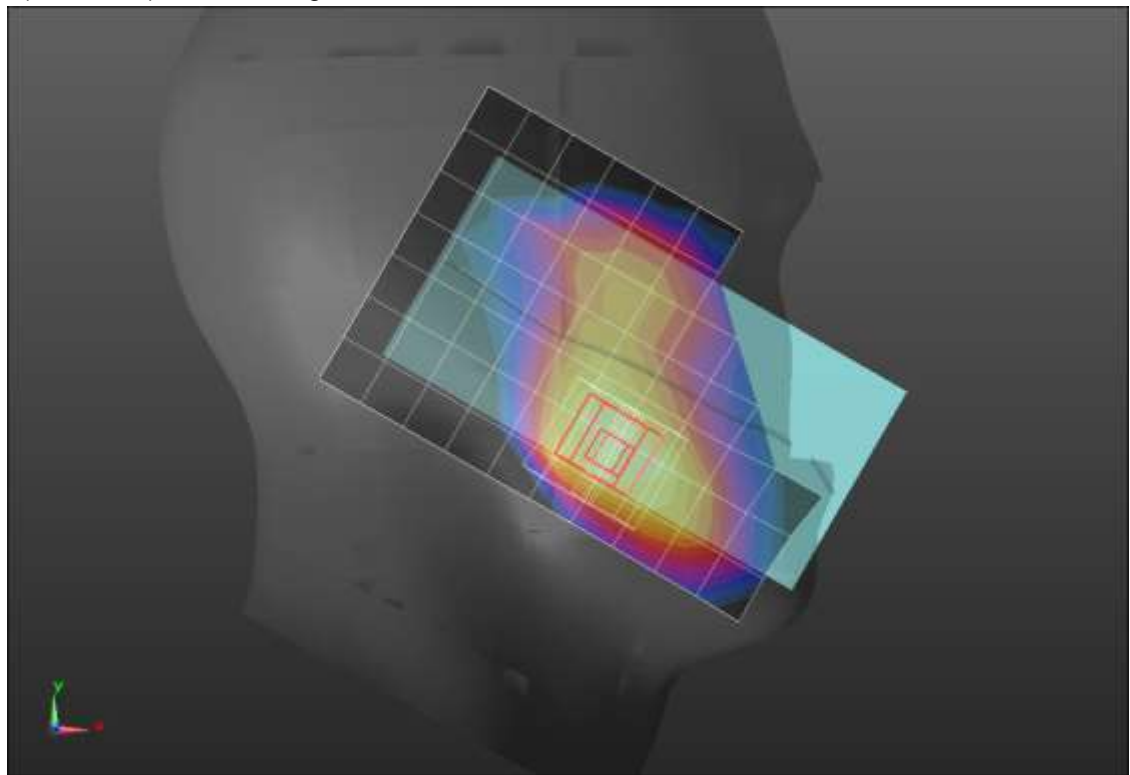
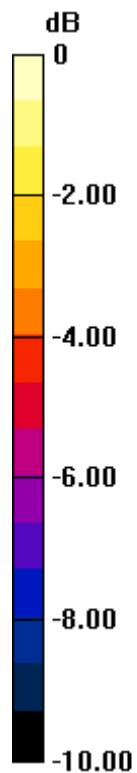
Peak SAR (extrapolated) = 0.322 W/kg

SAR(1 g) = 0.202 W/kg; SAR(10 g) = 0.131 W/kg

Smallest distance from peaks to all points 3 dB below = 14.6 mm

Ratio of SAR at M2 to SAR at M1 = 62.6%

Maximum value of SAR (measured) = 0.282 W/kg



0 dB = 0.282 W/kg = -5.50 dBW/kg

LTE Band 66 ANT 3

Frequency: 1745 MHz; Duty Cycle: 1:1; Room Ambient Temperature: 24.0°C; Liquid Temperature: 23.0°C

Medium parameters used: $f = 1745$ MHz; $\sigma = 1.4$ S/m; $\epsilon_r = 39.15$; $\rho = 1000$ kg/m³

DASY5 Configuration:

- Area Scan Setting: Find Secondary Maximum Within: 2.0 dB and with a peak SAR value greater than 0.0012W/kg
- Electronics: DAE4 Sn1357; Calibrated: 1/28/2021
- Probe: EX3DV4 - SN3773; ConvF(8.05, 8.05, 8.05) @ 1745 MHz; Calibrated: 2/25/2021
- Sensor-Surface: 2.5mm (Mechanical Surface Detection (Locations From Previous Scan Used)), Sensor-Surface: 2.5mm (Mechanical Surface Detection)
- Phantom: Twin-SAM V5.0 (20deg probe tilt); Type: QD000P40CD; Serial: 1629

Rear/QPSK RB 50,24 Ch 132322/Area Scan (8x13x1): Measurement grid: dx=15mm, dy=15mm

Maximum value of SAR (measured) = 0.695 W/kg

Rear/QPSK RB 50,24 Ch 132322/Zoom Scan (5x5x7)/Cube 0: Measurement grid: dx=8mm, dy=8mm, dz=5mm

Reference Value = 22.54 V/m; Power Drift = -0.10 dB

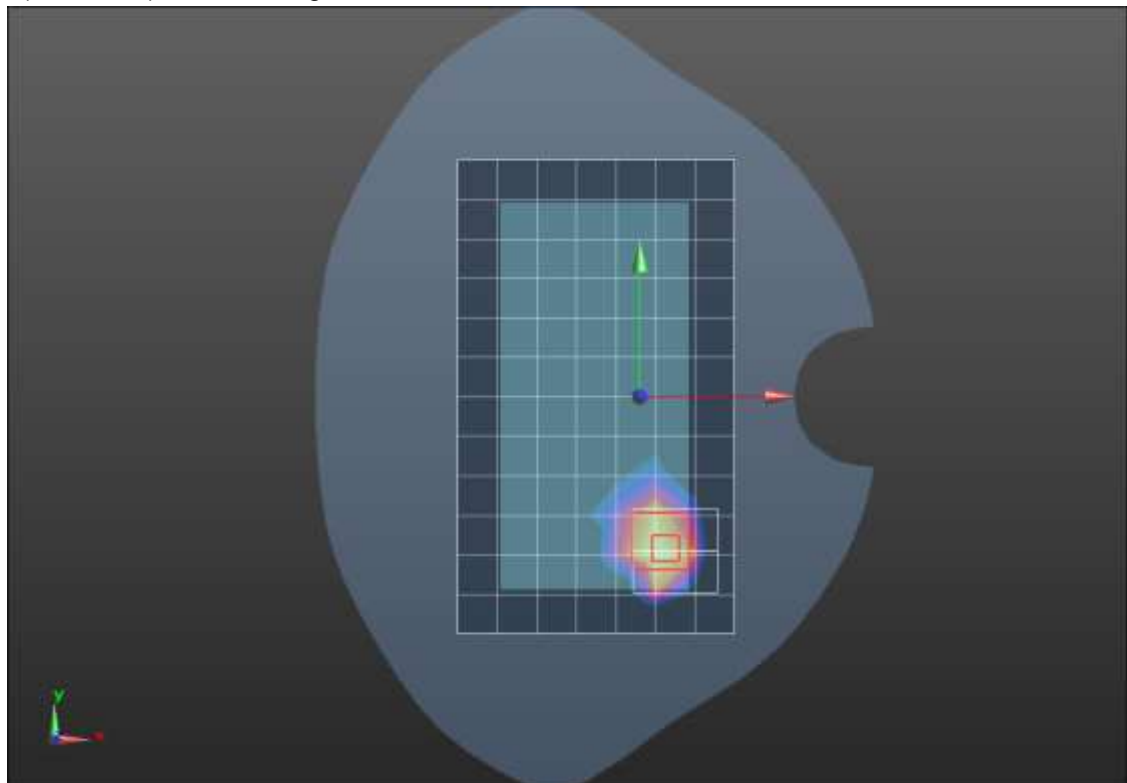
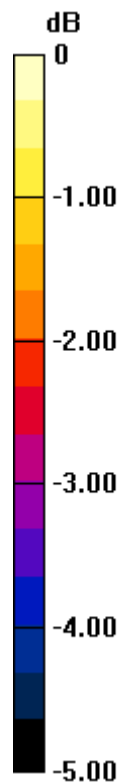
Peak SAR (extrapolated) = 1.09 W/kg

SAR(1 g) = 0.579 W/kg; SAR(10 g) = 0.334 W/kg

Smallest distance from peaks to all points 3 dB below = 10.1 mm

Ratio of SAR at M2 to SAR at M1 = 55.9%

Maximum value of SAR (measured) = 0.735 W/kg



0 dB = 0.735 W/kg = -1.34 dBW/kg

LTE Band 66 ANT 3

Frequency: 1745 MHz; Duty Cycle: 1:1; Room Ambient Temperature: 24.0°C; Liquid Temperature: 23.0°C

Medium parameters used: $f = 1745$ MHz; $\sigma = 1.307$ S/m; $\epsilon_r = 38.602$; $\rho = 1000$ kg/m³

DASY5 Configuration:

- Area Scan Setting: Find Secondary Maximum Within: 2.0 dB and with a peak SAR value greater than 0.0012W/kg
- Electronics: DAE4 Sn1357; Calibrated: 1/28/2021
- Probe: EX3DV4 - SN3773; ConvF(8.05, 8.05, 8.05) @ 1745 MHz; Calibrated: 2/25/2021
- Sensor-Surface: 2.5mm (Mechanical Surface Detection)
- Phantom: Twin-SAM V5.0 (30deg probe tilt); Type: QD 000 P40 CD; Serial: 1629

Edge 4/QPSK RB 1,49 Ch 132322/Area Scan (5x13x1): Measurement grid: dx=15mm, dy=15mm
Maximum value of SAR (measured) = 0.803 W/kg

Edge 4/QPSK RB 1,49 Ch 132322/Zoom Scan (5x5x7)/Cube 0: Measurement grid: dx=8mm, dy=8mm, dz=5mm

Reference Value = 24.94 V/m; Power Drift = -0.04 dB

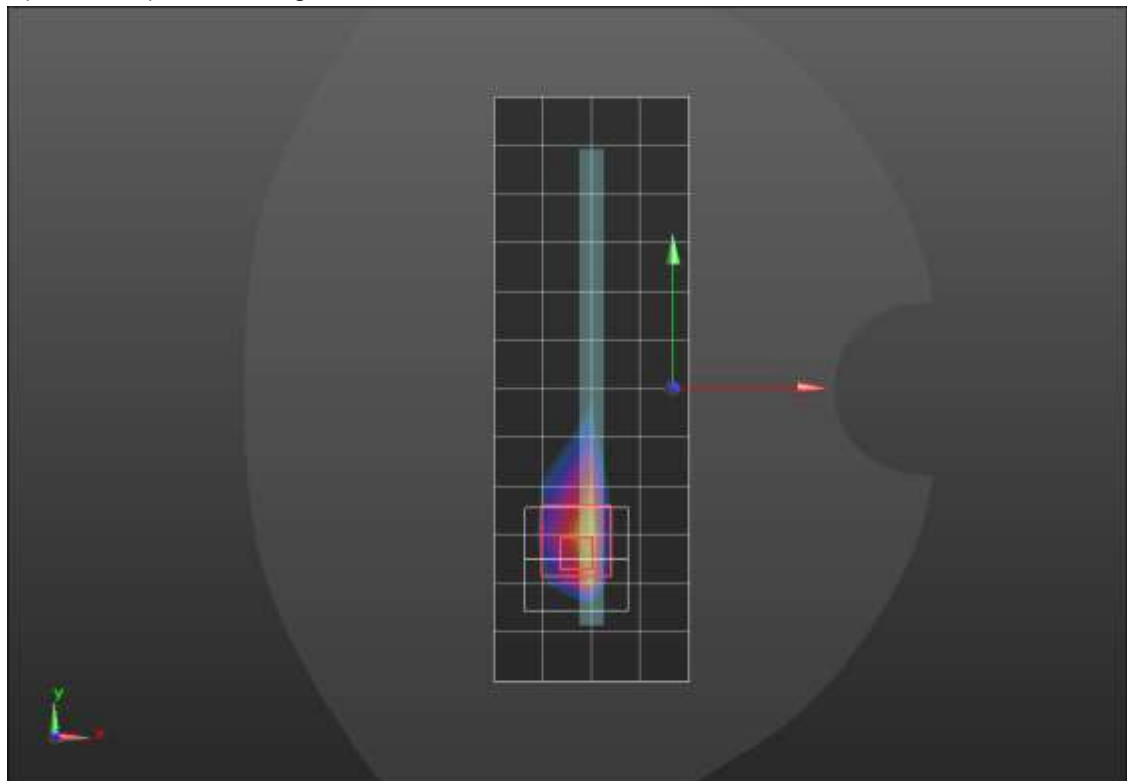
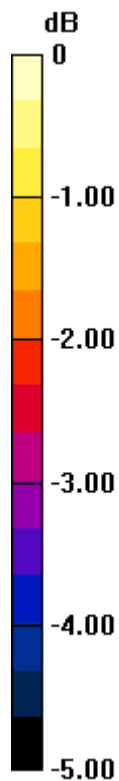
Peak SAR (extrapolated) = 1.37 W/kg

SAR(1 g) = 0.733 W/kg; SAR(10 g) = 0.381 W/kg

Smallest distance from peaks to all points 3 dB below = 9.6 mm

Ratio of SAR at M2 to SAR at M1 = 56.1%

Maximum value of SAR (measured) = 1.00 W/kg



0 dB = 1.00 W/kg = 0.00 dBW/kg

LTE Band 66 ANT 4

Frequency: 1770 MHz; Duty Cycle: 1:1; Room Ambient Temperature: 24.0°C; Liquid Temperature: 23.0°C

Medium parameters used: $f = 1770$ MHz; $\sigma = 1.339$ S/m; $\epsilon_r = 39.494$; $\rho = 1000$ kg/m³

DASY5 Configuration:

- Area Scan Setting: Find Secondary Maximum Within: 2.0 dB and with a peak SAR value greater than 0.0012W/kg
- Electronics: DAE4 Sn1357; Calibrated: 1/28/2021
- Probe: EX3DV4 - SN3773; ConvF(8.05, 8.05, 8.05) @ 1770 MHz; Calibrated: 2/25/2021
- Sensor-Surface: 1.4mm (Mechanical Surface Detection)
- Phantom: Twin-SAM V5.0 (20deg probe tilt); Type: QD000P40CD; Serial: 1629

LHS/Touch_QPSK RB 50,24 Ch 132572/Area Scan (8x12x1): Measurement grid: dx=15mm, dy=15mm

Maximum value of SAR (measured) = 1.10 W/kg

LHS/Touch_QPSK RB 50,24 Ch 132572/Zoom Scan (5x5x7)/Cube 0: Measurement grid: dx=8mm, dy=8mm, dz=5mm

Reference Value = 24.33 V/m; Power Drift = -0.00 dB


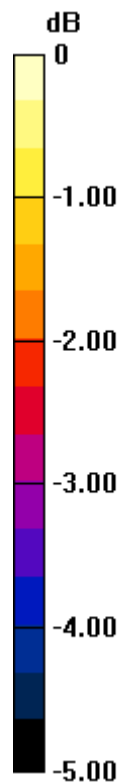
Peak SAR (extrapolated) = 1.72 W/kg

SAR(1 g) = 0.733 W/kg; SAR(10 g) = 0.395 W/kg

Smallest distance from peaks to all points 3 dB below = 6.9 mm

Ratio of SAR at M2 to SAR at M1 = 42.5%

Maximum value of SAR (measured) = 1.23 W/kg



0 dB = 1.23 W/kg = 0.90 dBW/kg

LTE Band 66 ANT 4

Frequency: 1745 MHz; Duty Cycle: 1:1; Room Ambient Temperature: 24.0°C; Liquid Temperature: 23.0°C

Medium parameters used: $f = 1745$ MHz; $\sigma = 1.4$ S/m; $\epsilon_r = 39.15$; $\rho = 1000$ kg/m³

DASY5 Configuration:

- Area Scan Setting: Find Secondary Maximum Within: 2.0 dB and with a peak SAR value greater than 0.0012W/kg
- Electronics: DAE4 Sn1357; Calibrated: 1/28/2021
- Probe: EX3DV4 - SN3773; ConvF(8.05, 8.05, 8.05) @ 1745 MHz; Calibrated: 2/25/2021
- Sensor-Surface: 2.5mm (Mechanical Surface Detection (Locations From Previous Scan Used)), Sensor-Surface: 2.5mm (Mechanical Surface Detection)
- Phantom: Twin-SAM V5.0 (30deg probe tilt); Type: QD 000 P40 CD; Serial: 1629

Rear/QPSK RB 50,24 Ch 132322/Area Scan (8x13x1): Measurement grid: dx=15mm, dy=15mm

Maximum value of SAR (measured) = 0.915 W/kg

Rear/QPSK RB 50,24 Ch 132322/Zoom Scan (5x5x7)/Cube 0: Measurement grid: dx=8mm, dy=8mm, dz=5mm

Reference Value = 25.72 V/m; Power Drift = -0.01 dB

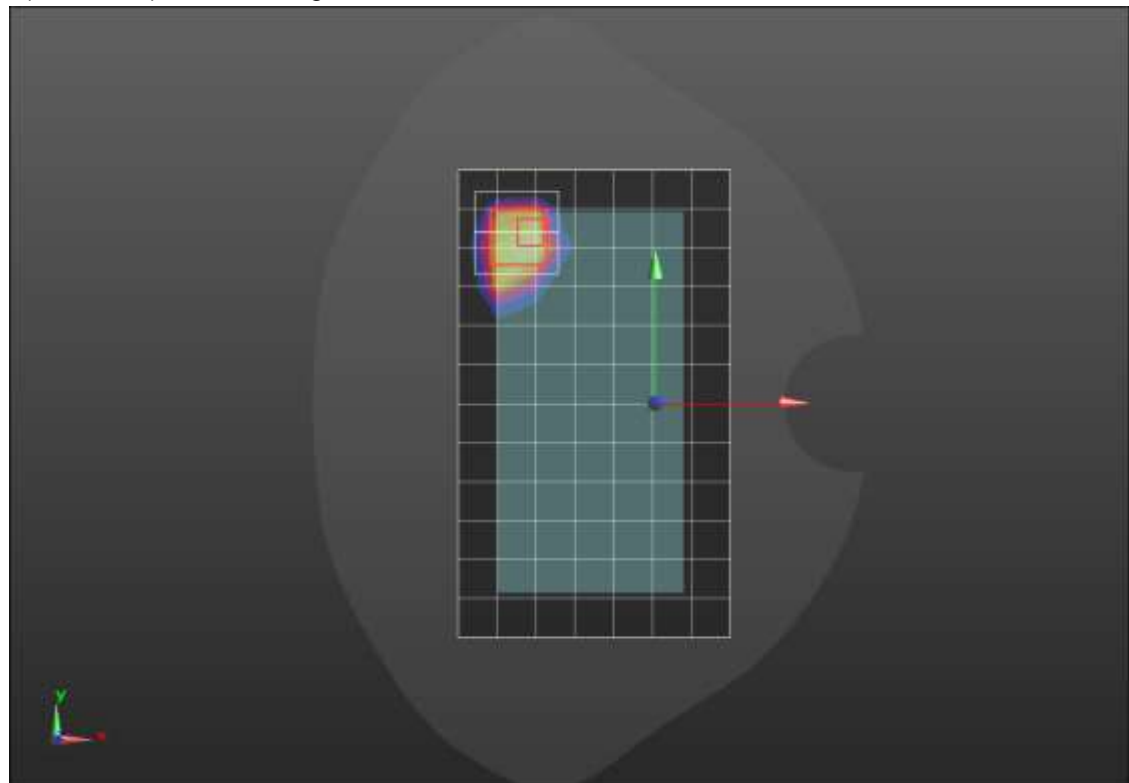
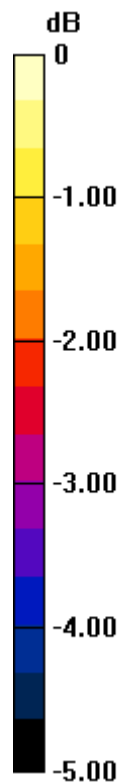
Peak SAR (extrapolated) = 1.43 W/kg

SAR(1 g) = 0.696 W/kg; SAR(10 g) = 0.370 W/kg

Smallest distance from peaks to all points 3 dB below = 10.1 mm

Ratio of SAR at M2 to SAR at M1 = 50.7%

Maximum value of SAR (measured) = 0.965 W/kg



0 dB = 0.965 W/kg = -0.15 dBW/kg

LTE Band 66 ANT 4

Frequency: 1745 MHz; Duty Cycle: 1:1; Room Ambient Temperature: 24.0°C; Liquid Temperature: 23.0°C

Medium parameters used: $f = 1745$ MHz; $\sigma = 1.4$ S/m; $\epsilon_r = 39.15$; $\rho = 1000$ kg/m³

DASY5 Configuration:

- Area Scan Setting: Find Secondary Maximum Within: 2.0 dB and with a peak SAR value greater than 0.0012W/kg
- Electronics: DAE4 Sn1357; Calibrated: 1/28/2021
- Probe: EX3DV4 - SN3773; ConvF(8.05, 8.05, 8.05) @ 1745 MHz; Calibrated: 2/25/2021
- Sensor-Surface: 2.5mm (Mechanical Surface Detection (Locations From Previous Scan Used)), Sensor-Surface: 2.5mm (Mechanical Surface Detection)
- Phantom: Twin-SAM V5.0 (30deg probe tilt); Type: QD 000 P40 CD; Serial: 1602

Edge 2/QPSK RB 100,0 Ch 132322/Area Scan (5x13x1): Measurement grid: dx=15mm, dy=15mm

Maximum value of SAR (measured) = 0.891 W/kg

Edge 2/QPSK RB 100,0 Ch 132322/Zoom Scan (5x5x7)/Cube 0: Measurement grid: dx=8mm, dy=8mm, dz=5mm

Reference Value = 24.16 V/m; Power Drift = -0.06 dB

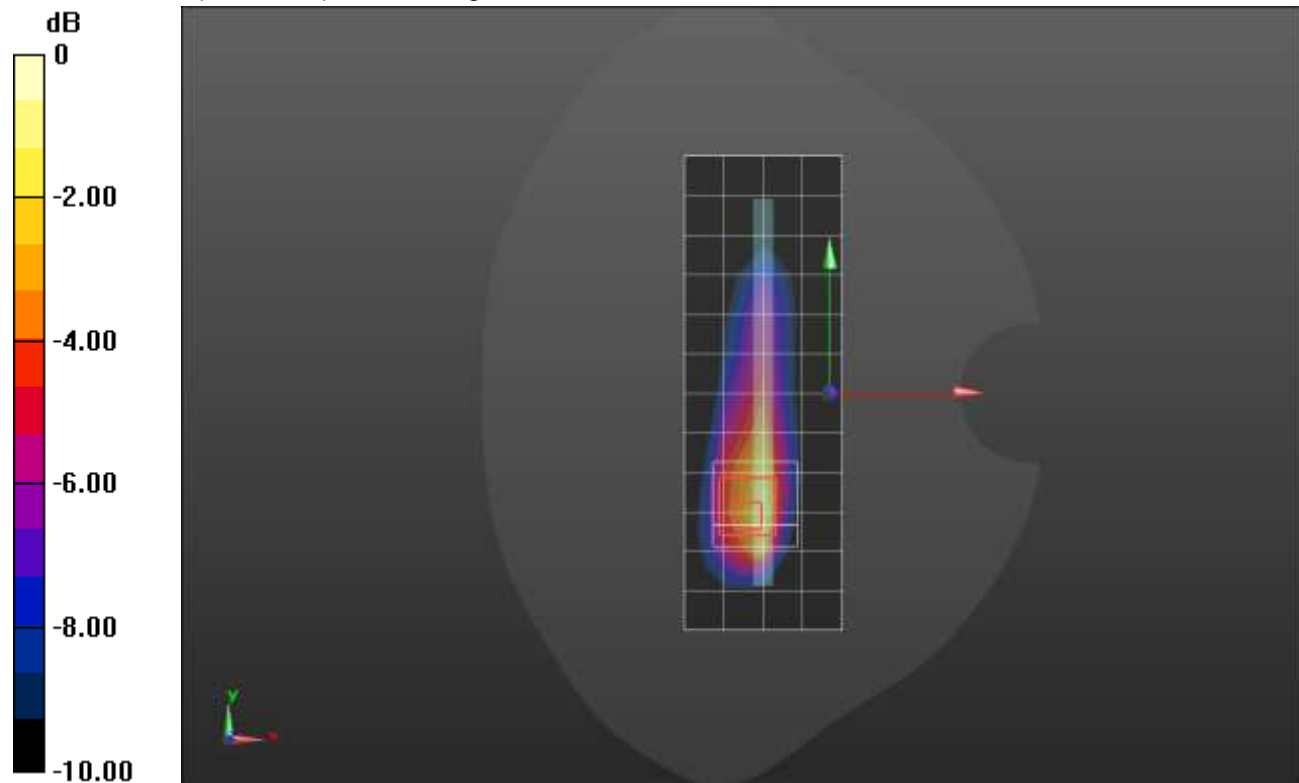
Peak SAR (extrapolated) = 1.50 W/kg

SAR(1 g) = 0.799 W/kg; SAR(10 g) = 0.397 W/kg

Smallest distance from peaks to all points 3 dB below = 8 mm

Ratio of SAR at M2 to SAR at M1 = 55.8%

Maximum value of SAR (measured) = 1.04 W/kg



0 dB = 1.04 W/kg = 0.17 dBW/kg

LTE Band 71 ANT 1

Frequency: 680.5 MHz; Duty Cycle: 1:1; Room Ambient Temperature: 24.0°C; Liquid Temperature: 23.0°C

Medium parameters used (interpolated): $f = 680.5$ MHz; $\sigma = 0.877$ S/m; $\epsilon_r = 42.581$; $\rho = 1000$ kg/m³

DASY5 Configuration:

- Area Scan Setting: Find Secondary Maximum Within: 2.0 dB and with a peak SAR value greater than 0.0012W/kg
- Electronics: DAE4 Sn1434; Calibrated: 10/12/2020
- Probe: EX3DV4 - SN3686; ConvF(9.83, 9.83, 9.83); Calibrated: 9/21/2020;
- Sensor-Surface: 1.4mm (Mechanical Surface Detection)
- Phantom: SAM with CRP v4.0; Type: QD000P40CC; Serial: TP:xxxx

LHS/Touch_QPSK RB 1,49 Ch 133297/Area Scan (8x13x1): Measurement grid: dx=15mm, dy=15mm

[Info: Interpolated medium parameters used for SAR evaluation.](#)

Maximum value of SAR (measured) = 0.157 W/kg

LHS/Touch_QPSK RB 1,49 Ch 133297/Zoom Scan (6x6x7)/Cube 0: Measurement grid: dx=8mm, dy=8mm, dz=5mm


Reference Value = 14.047 V/m; Power Drift = -0.07 dB

Peak SAR (extrapolated) = 0.215 W/kg

SAR(1 g) = 0.152 W/kg; SAR(10 g) = 0.115 W/kg

[Info: Interpolated medium parameters used for SAR evaluation.](#)

Maximum value of SAR (measured) = 0.190 W/kg



0 dB = 0.190 W/kg = -7.21 dBW/kg

LTE Band 71 ANT 1

Frequency: 680.5 MHz; Duty Cycle: 1:1; Room Ambient Temperature: 24.0°C; Liquid Temperature: 23.0°C
Medium parameters used (interpolated): $f = 680.5$ MHz; $\sigma = 0.877$ S/m; $\epsilon_r = 42.581$; $\rho = 1000$ kg/m³

DASY5 Configuration:

- Area Scan Setting: Find Secondary Maximum Within: 2.0 dB and with a peak SAR value greater than 0.0012W/kg
- Electronics: DAE4 Sn1434; Calibrated: 10/12/2020
- Probe: EX3DV4 - SN3686; ConvF(9.83, 9.83, 9.83); Calibrated: 9/21/2020;
- Sensor-Surface: 1.4mm (Mechanical Surface Detection)
- Phantom: SAM with CRP v4.0; Type: QD000P40CC; Serial: TP:xxxx

Rear/QPSK RB 1,49 Ch 133297/Area Scan (9x13x1): Measurement grid: dx=15mm, dy=15mm

[Info: Interpolated medium parameters used for SAR evaluation.](#)

Maximum value of SAR (measured) = 0.597 W/kg

Rear/QPSK RB 1,49 Ch 133297/Zoom Scan (7x6x7)/Cube 0: Measurement grid: dx=8mm, dy=8mm, dz=5mm

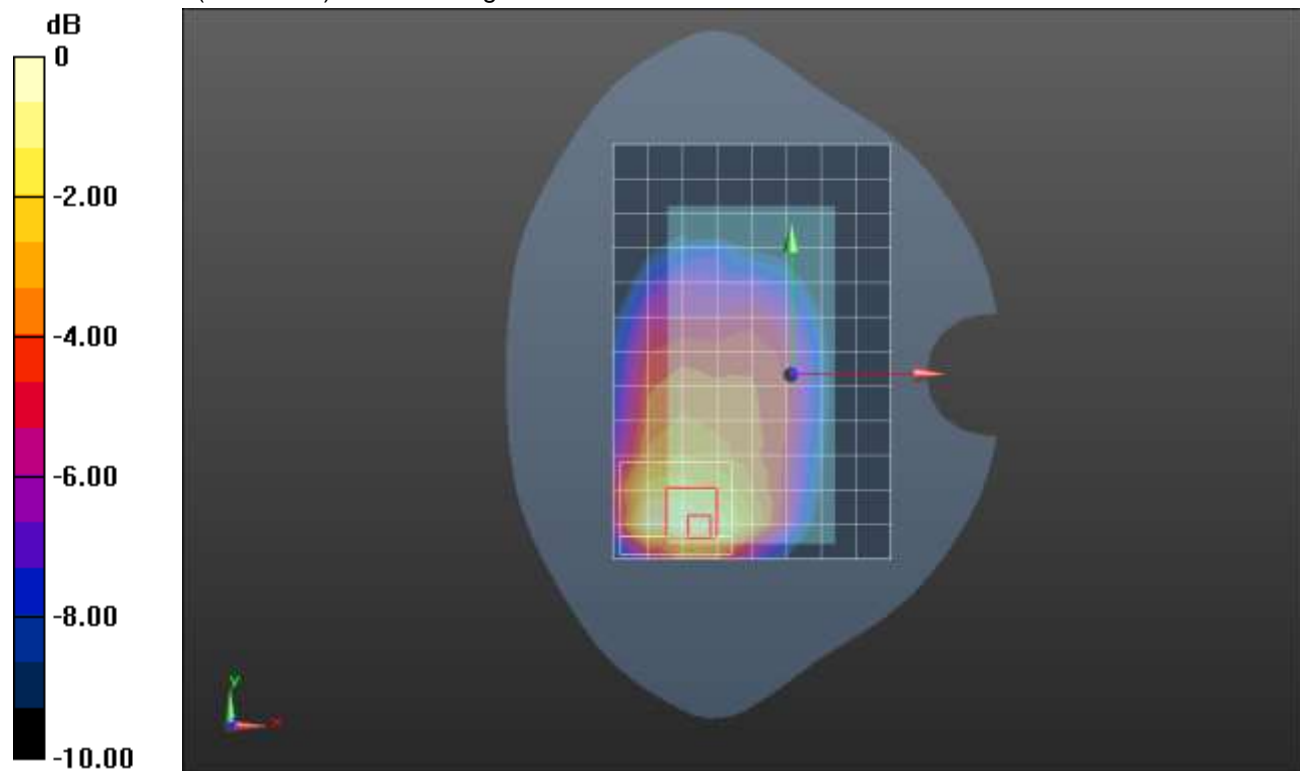
Reference Value = 22.872 V/m; Power Drift = 0.02 dB

Peak SAR (extrapolated) = 0.850 W/kg

SAR(1 g) = 0.403 W/kg; SAR(10 g) = 0.245 W/kg

[Info: Interpolated medium parameters used for SAR evaluation.](#)

Maximum value of SAR (measured) = 0.655 W/kg



0 dB = 0.655 W/kg = -1.84 dBW/kg

LTE Band 71 ANT 1

Frequency: 680.5 MHz; Duty Cycle: 1:1; Room Ambient Temperature: 24.0°C; Liquid Temperature: 23.0°C
 Medium parameters used (interpolated): $f = 680.5$ MHz; $\sigma = 0.85$ S/m; $\epsilon_r = 43.192$; $\rho = 1000$ kg/m³

DASY5 Configuration:

- Area Scan Setting: Find Secondary Maximum Within: 2.0 dB and with a peak SAR value greater than 0.0012W/kg
- Electronics: DAE4 Sn1434; Calibrated: 10/12/2020
- Probe: EX3DV4 - SN3686; ConvF(9.83, 9.83, 9.83); Calibrated: 9/21/2020;
- Sensor-Surface: 1.4mm (Mechanical Surface Detection)
- Phantom: SAM with CRP v4.0; Type: QD000P40CC; Serial: TP:xxxx

Edge 2/QPSK RB 1,49 Ch 133297/Area Scan (7x13x1): Measurement grid: dx=15mm, dy=15mm

[Info: Interpolated medium parameters used for SAR evaluation.](#)

Maximum value of SAR (measured) = 0.808 W/kg

Edge 2/QPSK RB 1,49 Ch 133297/Zoom Scan (5x5x7)/Cube 0: Measurement grid: dx=8mm, dy=8mm, dz=5mm

Reference Value = 33.197 V/m; Power Drift = 0.09 dB

Peak SAR (extrapolated) = 1.48 W/kg

SAR(1 g) = 0.567 W/kg; SAR(10 g) = 0.319 W/kg

[Info: Interpolated medium parameters used for SAR evaluation.](#)

Edge 2/QPSK RB 1,49 Ch 133297/Zoom Scan 2 (5x5x7)/Cube 1: Measurement grid: dx=8mm, dy=8mm, dz=5mm

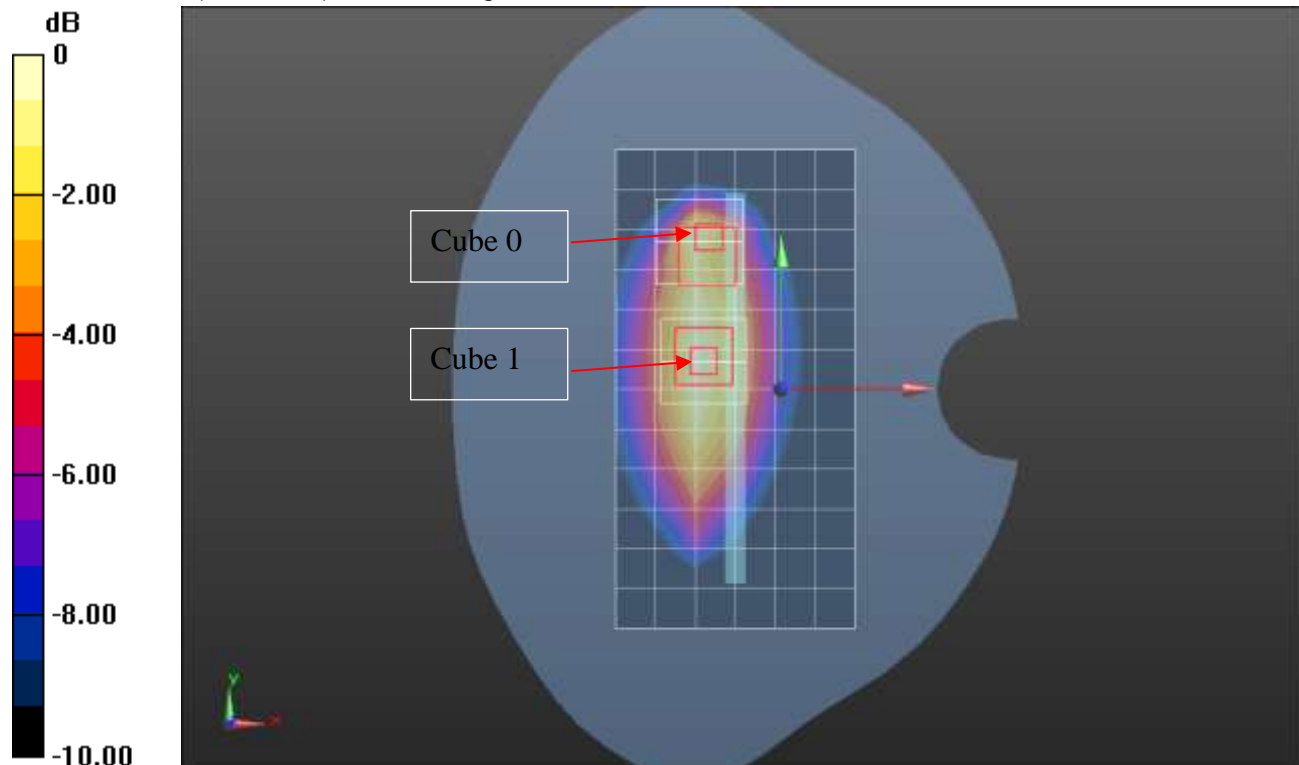
Reference Value = 33.197 V/m; Power Drift = 0.09 dB

Peak SAR (extrapolated) = 1.00 W/kg

SAR(1 g) = 0.614 W/kg; SAR(10 g) = 0.398 W/kg

[Info: Interpolated medium parameters used for SAR evaluation.](#)

Maximum value of SAR (measured) = 0.861 W/kg



0 dB = 0.861 W/kg = -0.65 dBW/kg

LTE Band 71 ANT 2

Frequency: 680.5 MHz; Duty Cycle: 1:1; Room Ambient Temperature: 24.0°C; Liquid Temperature: 23.0°C

Medium parameters used (interpolated): $f = 680.5$ MHz; $\sigma = 0.856$ S/m; $\epsilon_r = 41.888$; $\rho = 1000$ kg/m³

DASY5 Configuration:

- Area Scan Setting: Find Secondary Maximum Within: 2.0 dB and with a peak SAR value greater than 0.0012W/kg
- Electronics: DAE4 Sn1434; Calibrated: 10/12/2020
- Probe: EX3DV4 - SN3686; ConvF(9.83, 9.83, 9.83); Calibrated: 9/21/2020;
- Sensor-Surface: 1.4mm (Mechanical Surface Detection)
- Phantom: SAM B with CRP; Type: SAM; Serial: 1751

LHS/Touch_QPSK RB 1,49 Ch 133297/Area Scan (8x13x1): Measurement grid: dx=15mm, dy=15mm

[Info: Interpolated medium parameters used for SAR evaluation.](#)

Maximum value of SAR (measured) = 1.17 W/kg

LHS/Touch_QPSK RB 1,49 Ch 133297/Zoom Scan (6x6x7)/Cube 0: Measurement grid: dx=8mm, dy=8mm, dz=5mm


Reference Value = 25.913 V/m; Power Drift = 0.10 dB

Peak SAR (extrapolated) = 1.87 W/kg

SAR(1 g) = 0.610 W/kg; SAR(10 g) = 0.306 W/kg

[Info: Interpolated medium parameters used for SAR evaluation.](#)

Maximum value of SAR (measured) = 1.24 W/kg



0 dB = 1.24 W/kg = 0.93 dBW/kg

LTE Band 71 ANT 2

Frequency: 680.5 MHz; Duty Cycle: 1:1; Room Ambient Temperature: 24.0°C; Liquid Temperature: 23.0°C

Medium parameters used (interpolated): $f = 680.5$ MHz; $\sigma = 0.856$ S/m; $\epsilon_r = 41.888$; $\rho = 1000$ kg/m³

DASY5 Configuration:

- Area Scan Setting: Find Secondary Maximum Within: 2.0 dB and with a peak SAR value greater than 0.0012W/kg
- Electronics: DAE4 Sn1434; Calibrated: 10/12/2020
- Probe: EX3DV4 - SN3686; ConvF(9.83, 9.83, 9.83); Calibrated: 9/21/2020;
- Sensor-Surface: 1.4mm (Mechanical Surface Detection)
- Phantom: SAM B with CRP; Type: SAM; Serial: 1751

Rear/QPSK RB 1,49 Ch 133297/Area Scan (9x13x1): Measurement grid: dx=15mm, dy=15mm

[Info: Interpolated medium parameters used for SAR evaluation.](#)

Maximum value of SAR (measured) = 0.432 W/kg

Rear/QPSK RB 1,49 Ch 133297/Zoom Scan (5x5x7)/Cube 0: Measurement grid: dx=8mm, dy=8mm, dz=5mm

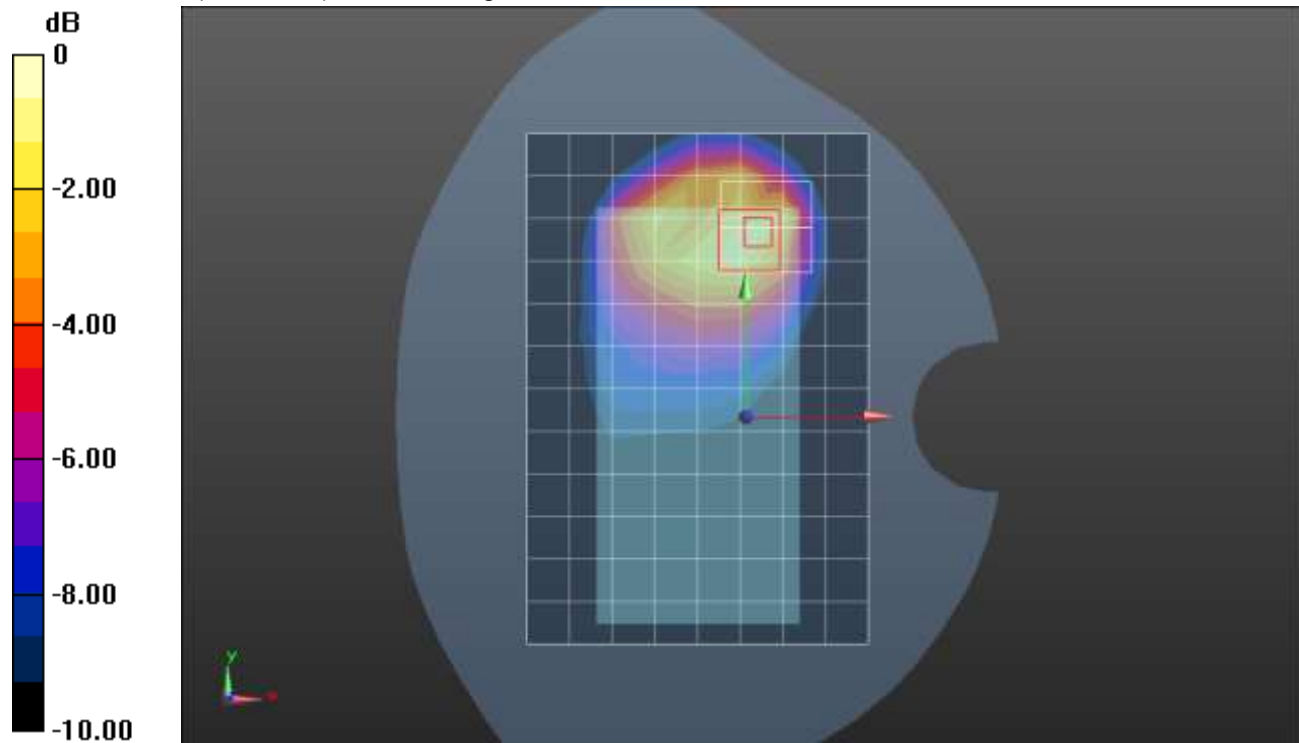
Reference Value = 21.058 V/m; Power Drift = -0.03 dB

Peak SAR (extrapolated) = 0.739 W/kg

SAR(1 g) = 0.338 W/kg; SAR(10 g) = 0.187 W/kg

[Info: Interpolated medium parameters used for SAR evaluation.](#)

Maximum value of SAR (measured) = 0.554 W/kg



0 dB = 0.554 W/kg = -2.56 dBW/kg

Wi-Fi 2.4GHz ANT 3 Cell Off

Frequency: 2437 MHz; Duty Cycle: 1:1; Room Ambient Temperature: 24.0°C; Liquid Temperature: 23.0°C

Medium parameters used (interpolated): $f = 2437$ MHz; $\sigma = 1.858$ S/m; $\epsilon_r = 40.248$; $\rho = 1000$ kg/m³

DASY5 Configuration:

- Area Scan Setting: Find Secondary Maximum Within: 2.0 dB and with a peak SAR value greater than 0.0012W/kg
- Electronics: DAE4 Sn1540; Calibrated: 1/27/2021
- Probe: EX3DV4 - SN7500; ConvF(7.69, 7.69, 7.69) @ 2437 MHz; Calibrated: 3/18/2021
- Sensor-Surface: 1.4mm (Mechanical Surface Detection (Locations From Previous Scan Used)), Sensor-Surface: 1.4mm (Mechanical Surface Detection)
- Phantom: Twin-SAM V5.0 (30deg probe tilt); Type: QD 000 P40 CE; Serial: xxxx

LHS/Touch_802.11b_ch 6/Area Scan (10x16x1): Measurement grid: dx=12mm, dy=12mm

[Info: Interpolated medium parameters used for SAR evaluation.](#)

Maximum value of SAR (measured) = 0.490 W/kg

LHS/Touch_802.11b_ch 6/Zoom Scan (8x8x7)/Cube 0: Measurement grid: dx=5mm, dy=5mm, dz=5mm

Reference Value = 14.88 V/m; Power Drift = 0.05 dB

Peak SAR (extrapolated) = 0.667 W/kg

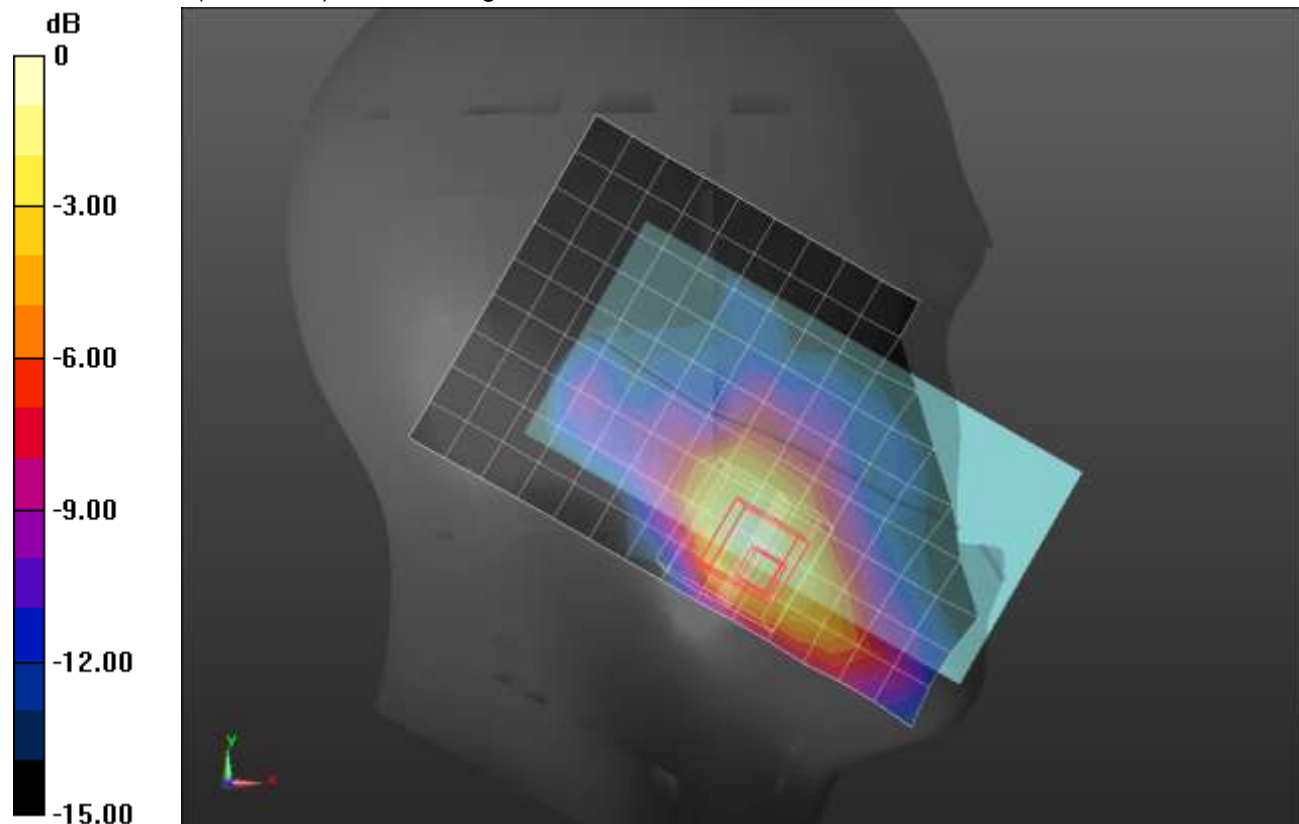
SAR(1 g) = 0.291 W/kg; SAR(10 g) = 0.150 W/kg

Smallest distance from peaks to all points 3 dB below = 8.1 mm

Ratio of SAR at M2 to SAR at M1 = 47.5%

[Info: Interpolated medium parameters used for SAR evaluation.](#)

Maximum value of SAR (measured) = 0.540 W/kg



0 dB = 0.540 W/kg = -2.68 dBW/kg

Wi-Fi 2.4GHz ANT 3 Cell Off

Frequency: 2437 MHz; Duty Cycle: 1:1; Room Ambient Temperature: 24.0°C; Liquid Temperature: 23.0°C

Medium parameters used (interpolated): $f = 2437$ MHz; $\sigma = 1.864$ S/m; $\epsilon_r = 37.788$; $\rho = 1000$ kg/m³

DASY5 Configuration:

- Area Scan Setting: Find Secondary Maximum Within: 2.0 dB and with a peak SAR value greater than 0.0012W/kg
- Electronics: DAE4 Sn1540; Calibrated: 1/27/2021
- Probe: EX3DV4 - SN7500; ConvF(7.69, 7.69, 7.69) @ 2437 MHz; Calibrated: 3/18/2021
- Sensor-Surface: 1.4mm (Mechanical Surface Detection)
- Phantom: Twin-SAM V5.0 (30deg probe tilt); Type: QD 000 P40 CE; Serial: xxxx

Rear/802.11b_ch 6/Area Scan (11x15x1): Measurement grid: dx=12mm, dy=12mm

[Info: Interpolated medium parameters used for SAR evaluation.](#)

Maximum value of SAR (measured) = 0.923 W/kg

Rear/802.11b_ch 6/Zoom Scan (7x7x7)/Cube 0: Measurement grid: dx=5mm, dy=5mm, dz=5mm

Reference Value = 20.43 V/m; Power Drift = -0.19 dB

Peak SAR (extrapolated) = 1.36 W/kg

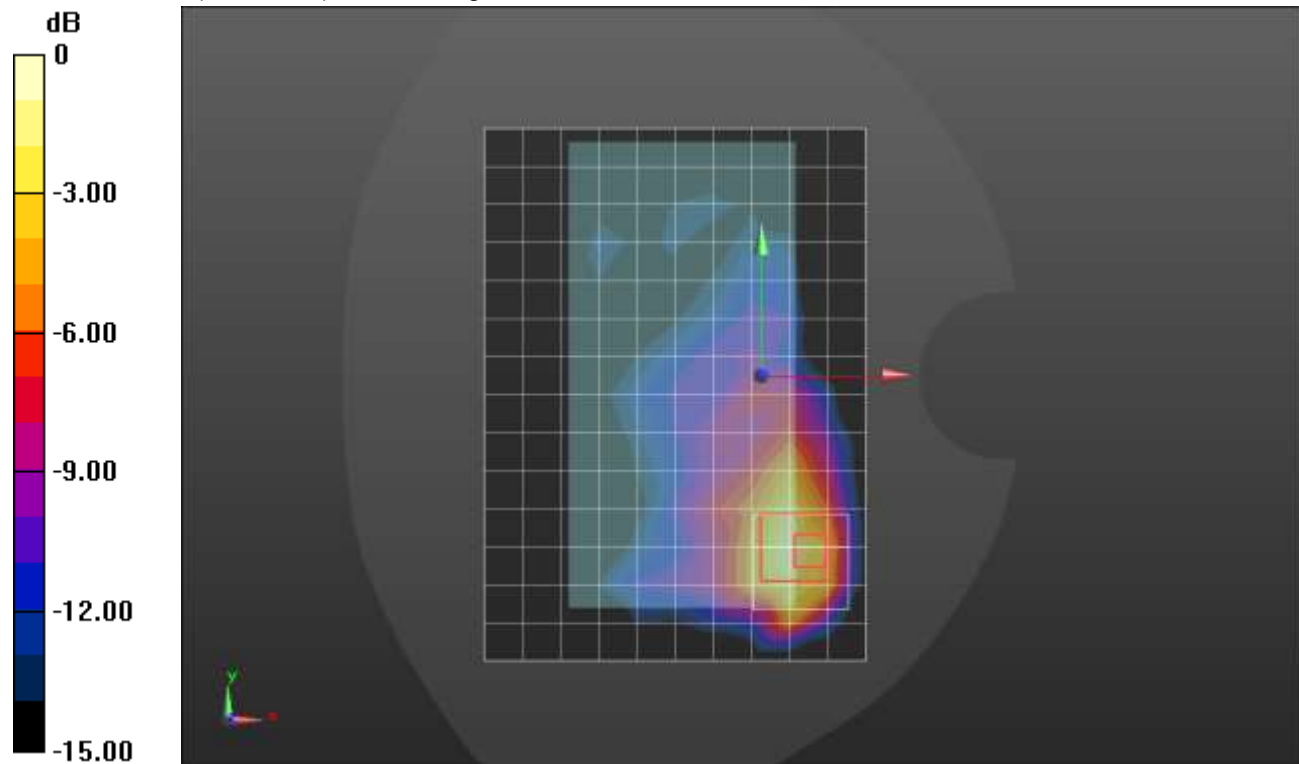
SAR(1 g) = 0.497 W/kg; SAR(10 g) = 0.242 W/kg

Smallest distance from peaks to all points 3 dB below = 5 mm

Ratio of SAR at M2 to SAR at M1 = 36.2%

[Info: Interpolated medium parameters used for SAR evaluation.](#)

Maximum value of SAR (measured) = 1.05 W/kg



0 dB = 1.05 W/kg = 0.21 dBW/kg

Wi-Fi 2.4GHz ANT 3 Cell Off

Frequency: 2437 MHz; Duty Cycle: 1:1; Room Ambient Temperature: 24.0°C; Liquid Temperature: 23.0°C

Medium parameters used (interpolated): $f = 2437$ MHz; $\sigma = 1.864$ S/m; $\epsilon_r = 37.788$; $\rho = 1000$ kg/m³

DASY5 Configuration:

- Area Scan Setting: Find Secondary Maximum Within: 2.0 dB and with a peak SAR value greater than 0.0012W/kg
- Electronics: DAE4 Sn1540; Calibrated: 1/27/2021
- Probe: EX3DV4 - SN7500; ConvF(7.69, 7.69, 7.69) @ 2437 MHz; Calibrated: 3/18/2021
- Sensor-Surface: 1.4mm (Mechanical Surface Detection)
- Phantom: Twin-SAM V5.0 (30deg probe tilt); Type: QD 000 P40 CE; Serial: xxxx

Edge 4/802.11b_ch 6/Area Scan (7x15x1): Measurement grid: dx=12mm, dy=12mm

[Info: Interpolated medium parameters used for SAR evaluation.](#)

Maximum value of SAR (measured) = 1.17 W/kg

Edge 4/802.11b_ch 6/Zoom Scan (7x7x7)/Cube 0: Measurement grid: dx=5mm, dy=5mm, dz=5mm

Reference Value = 23.44 V/m; Power Drift = 0.08 dB

Peak SAR (extrapolated) = 2.06 W/kg

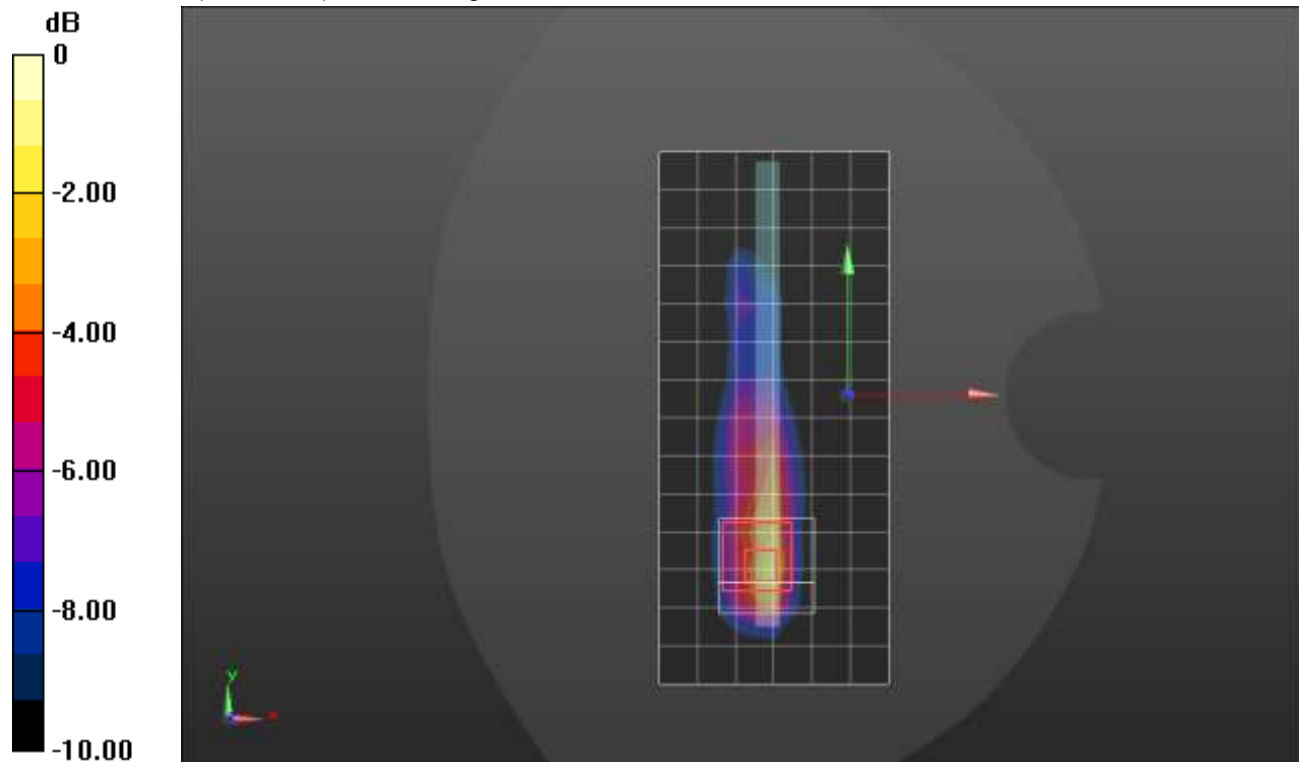
SAR(1 g) = 0.797 W/kg; SAR(10 g) = 0.338 W/kg

Smallest distance from peaks to all points 3 dB below = 5 mm

Ratio of SAR at M2 to SAR at M1 = 40%

[Info: Interpolated medium parameters used for SAR evaluation.](#)

Maximum value of SAR (measured) = 1.54 W/kg



0 dB = 1.54 W/kg = 1.88 dBW/kg

Wi-Fi 2.4GHz ANT 4 Cell Off

Frequency: 2437 MHz; Duty Cycle: 1:1; Room Ambient Temperature: 24.0°C; Liquid Temperature: 23.0°C

Medium parameters used (interpolated): $f = 2437$ MHz; $\sigma = 1.795$ S/m; $\epsilon_r = 37.528$; $\rho = 1000$ kg/m³

DASY5 Configuration:

- Area Scan Setting: Find Secondary Maximum Within: 2.0 dB and with a peak SAR value greater than 0.0012W/kg
- Electronics: DAE4 Sn1540; Calibrated: 1/27/2021
- Probe: EX3DV4 - SN7500; ConvF(7.69, 7.69, 7.69) @ 2437 MHz; Calibrated: 3/18/2021
- Sensor-Surface: 1.4mm (Mechanical Surface Detection)
- Phantom: Twin-SAM V5.0 (30deg probe tilt); Type: QD 000 P40 CD; Serial: 1831

LHS/Touch_802.11b_ch 6 /Area Scan (10x16x1): Measurement grid: dx=12mm, dy=12mm

[Info: Interpolated medium parameters used for SAR evaluation.](#)

Maximum value of SAR (measured) = 1.28 W/kg

LHS/Touch_802.11b_ch 6 /Zoom Scan (7x7x7)/Cube 0: Measurement grid: dx=5mm, dy=5mm, dz=5mm

Reference Value = 28.64 V/m; Power Drift = -0.03 dB

Peak SAR (extrapolated) = 2.46 W/kg

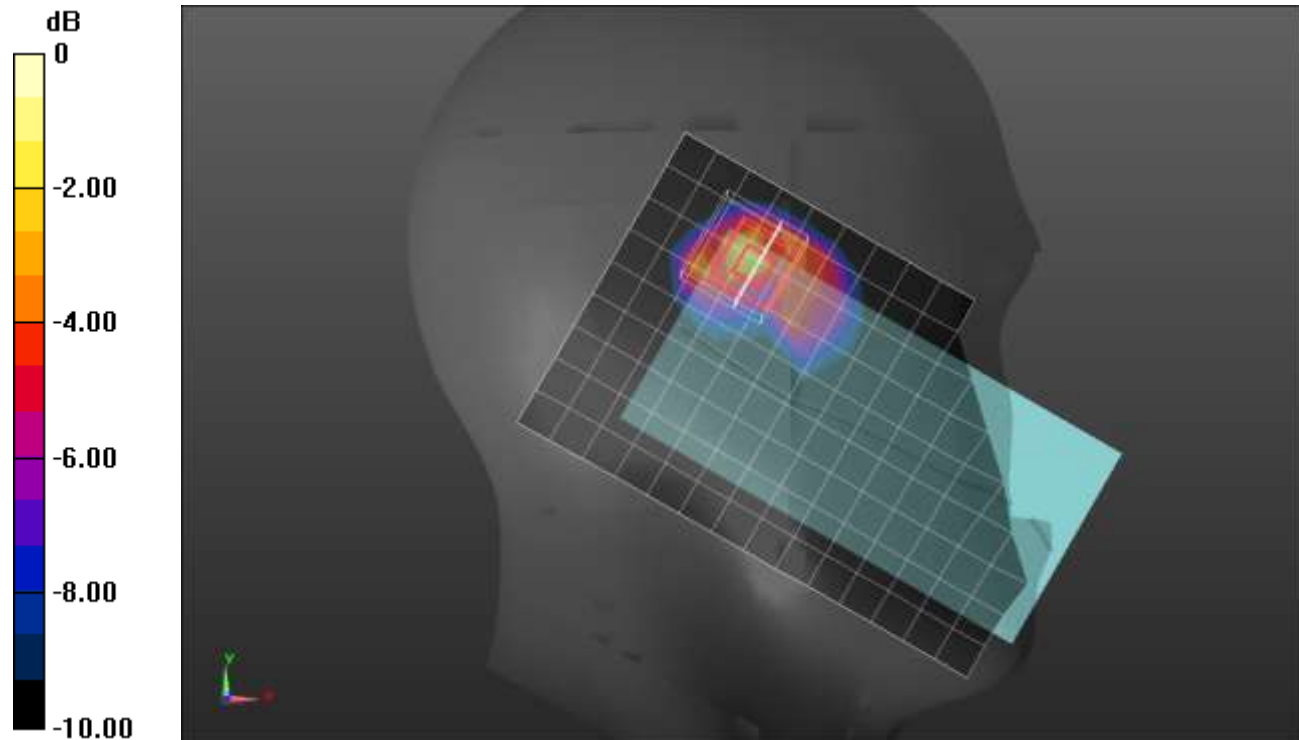
SAR(1 g) = 0.952 W/kg; SAR(10 g) = 0.421 W/kg

Smallest distance from peaks to all points 3 dB below = 9.5 mm

Ratio of SAR at M2 to SAR at M1 = 46.3%

[Info: Interpolated medium parameters used for SAR evaluation.](#)

Maximum value of SAR (measured) = 1.67 W/kg



0 dB = 1.67 W/kg = 2.23 dBW/kg

Wi-Fi 2.4GHz ANT 4 Cell Off

Frequency: 2412 MHz; Duty Cycle: 1:1; Room Ambient Temperature: 24.0°C; Liquid Temperature: 23.0°C

Medium parameters used (interpolated): $f = 2412$ MHz; $\sigma = 1.753$ S/m; $\epsilon_r = 37.824$; $\rho = 1000$ kg/m³

DASY5 Configuration:

- Area Scan Setting: Find Secondary Maximum Within: 2.0 dB and with a peak SAR value greater than 0.0012W/kg
- Electronics: DAE4 Sn1544; Calibrated: 1/27/2021
- Probe: EX3DV4 - SN7501; ConvF(7.91, 7.91, 7.91) @ 2412 MHz; Calibrated: 3/18/2021
- Sensor-Surface: 1.4mm (Mechanical Surface Detection (Locations From Previous Scan Used)), Sensor-Surface: 1.4mm (Mechanical Surface Detection)
- Phantom: Twin-SAM V5.0 (30deg probe tilt); Type: QD 000 P40 CD; Serial: 1831

Rear/802.11b_ch 1/Area Scan (11x16x1): Measurement grid: dx=12mm, dy=12mm

[Info: Interpolated medium parameters used for SAR evaluation.](#)

Maximum value of SAR (measured) = 1.61 W/kg

Rear/802.11b_ch 1/Zoom Scan (7x7x7)/Cube 0: Measurement grid: dx=5mm, dy=5mm, dz=5mm

Reference Value = 24.58 V/m; Power Drift = -0.06 dB

Peak SAR (extrapolated) = 2.32 W/kg

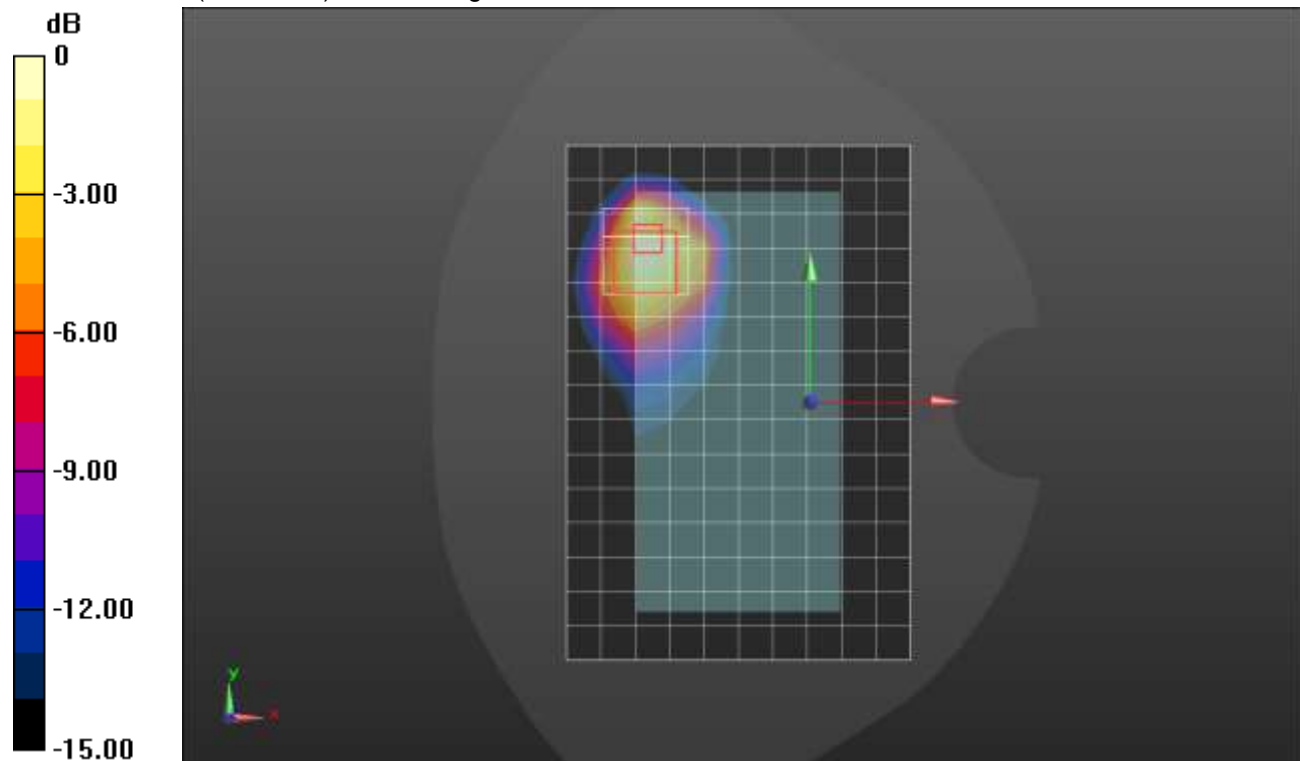
SAR(1 g) = 0.831 W/kg; SAR(10 g) = 0.407 W/kg

Smallest distance from peaks to all points 3 dB below = 5 mm

Ratio of SAR at M2 to SAR at M1 = 36.5%

[Info: Interpolated medium parameters used for SAR evaluation.](#)

Maximum value of SAR (measured) = 1.59 W/kg



0 dB = 1.59 W/kg = 2.01 dBW/kg

Wi-Fi 2.4GHz ANT 4 Cell Off

Frequency: 2412 MHz; Duty Cycle: 1:1; Room Ambient Temperature: 24.0°C; Liquid Temperature: 23.0°C

Medium parameters used (interpolated): $f = 2412$ MHz; $\sigma = 1.753$ S/m; $\epsilon_r = 37.824$; $\rho = 1000$ kg/m³

DASY5 Configuration:

- Area Scan Setting: Find Secondary Maximum Within: 2.0 dB and with a peak SAR value greater than 0.0012W/kg
- Electronics: DAE4 Sn1544; Calibrated: 1/27/2021
- Probe: EX3DV4 - SN7501; ConvF(7.91, 7.91, 7.91) @ 2412 MHz; Calibrated: 3/18/2021
- Sensor-Surface: 1.4mm (Mechanical Surface Detection (Locations From Previous Scan Used)), Sensor-Surface: 1.4mm (Mechanical Surface Detection)
- Phantom: Twin-SAM V5.0 (30deg probe tilt); Type: QD 000 P40 CD; Serial: 1831

Edge 2/802.11b_ch 1/Area Scan (8x15x1): Measurement grid: dx=12mm, dy=12mm

Maximum value of SAR (measured) = 1.02 W/kg

Edge 2/802.11b_ch 1/Zoom Scan (7x7x7)/Cube 0: Measurement grid: dx=5mm, dy=5mm, dz=5mm

Reference Value = 22.87 V/m; Power Drift = -0.06 dB

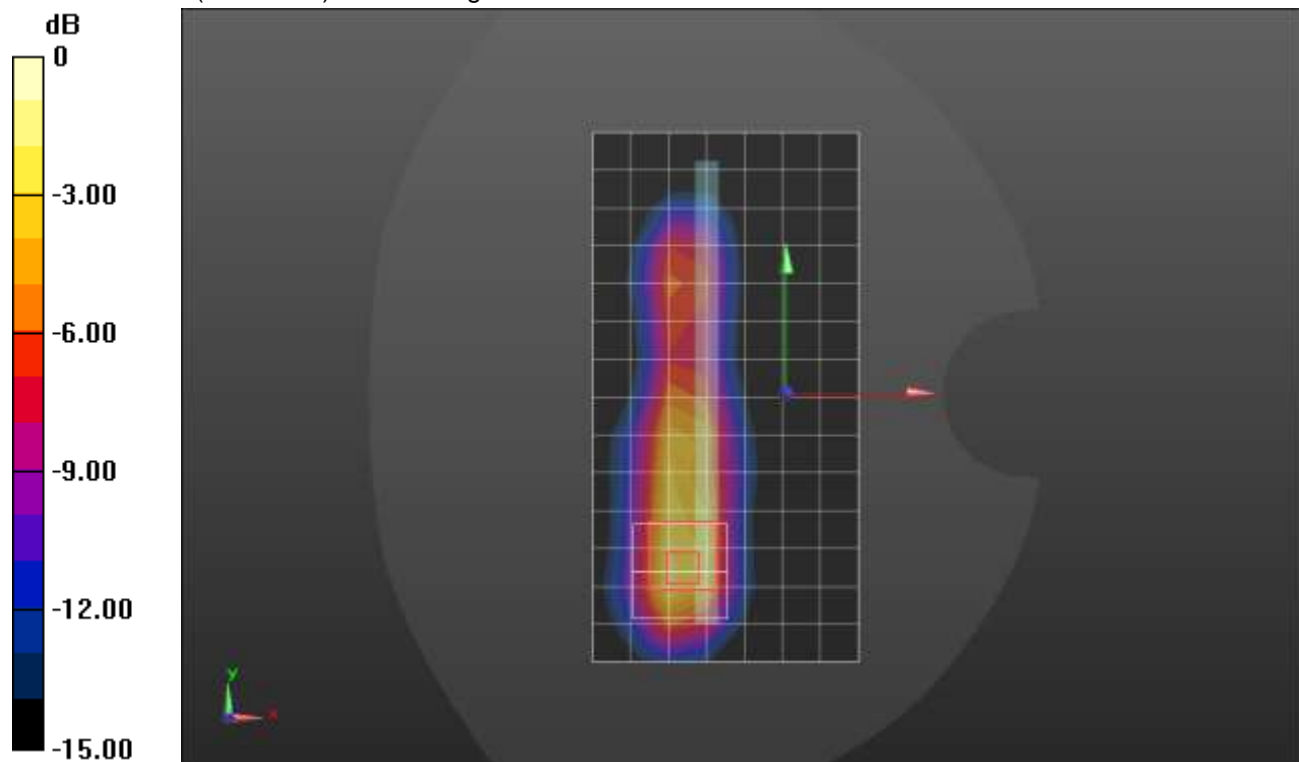
Peak SAR (extrapolated) = 1.93 W/kg

SAR(1 g) = 0.847 W/kg; SAR(10 g) = 0.379 W/kg

Smallest distance from peaks to all points 3 dB below = 8 mm

Ratio of SAR at M2 to SAR at M1 = 45.3%

Maximum value of SAR (measured) = 1.48 W/kg



0 dB = 1.48 W/kg = 1.70 dBW/kg

Wi-Fi 2.4GHz ANT 3 Cell On

Frequency: 2437 MHz; Duty Cycle: 1:1; Room Ambient Temperature: 24.0°C; Liquid Temperature: 23.0°C

Medium parameters used (interpolated): $f = 2437$ MHz; $\sigma = 1.858$ S/m; $\epsilon_r = 40.248$; $\rho = 1000$ kg/m³

DASY5 Configuration:

- Area Scan Setting: Find Secondary Maximum Within: 2.0 dB and with a peak SAR value greater than 0.0012W/kg
- Electronics: DAE4 Sn1540; Calibrated: 1/27/2021
- Probe: EX3DV4 - SN7500; ConvF(7.69, 7.69, 7.69) @ 2437 MHz; Calibrated: 3/18/2021
- Sensor-Surface: 1.4mm (Mechanical Surface Detection)
- Phantom: Twin-SAM V5.0 (30deg probe tilt); Type: QD 000 P40 CE; Serial: xxxx

LHS/Touch_802.11b_ch 6/Area Scan (10x16x1): Measurement grid: dx=12mm, dy=12mm

[Info: Interpolated medium parameters used for SAR evaluation.](#)

Maximum value of SAR (measured) = 0.342 W/kg

LHS/Touch_802.11b_ch 6/Zoom Scan (7x7x7)/Cube 0: Measurement grid: dx=5mm, dy=5mm, dz=5mm

Reference Value = 11.55 V/m; Power Drift = 0.06 dB

Peak SAR (extrapolated) = 0.396 W/kg

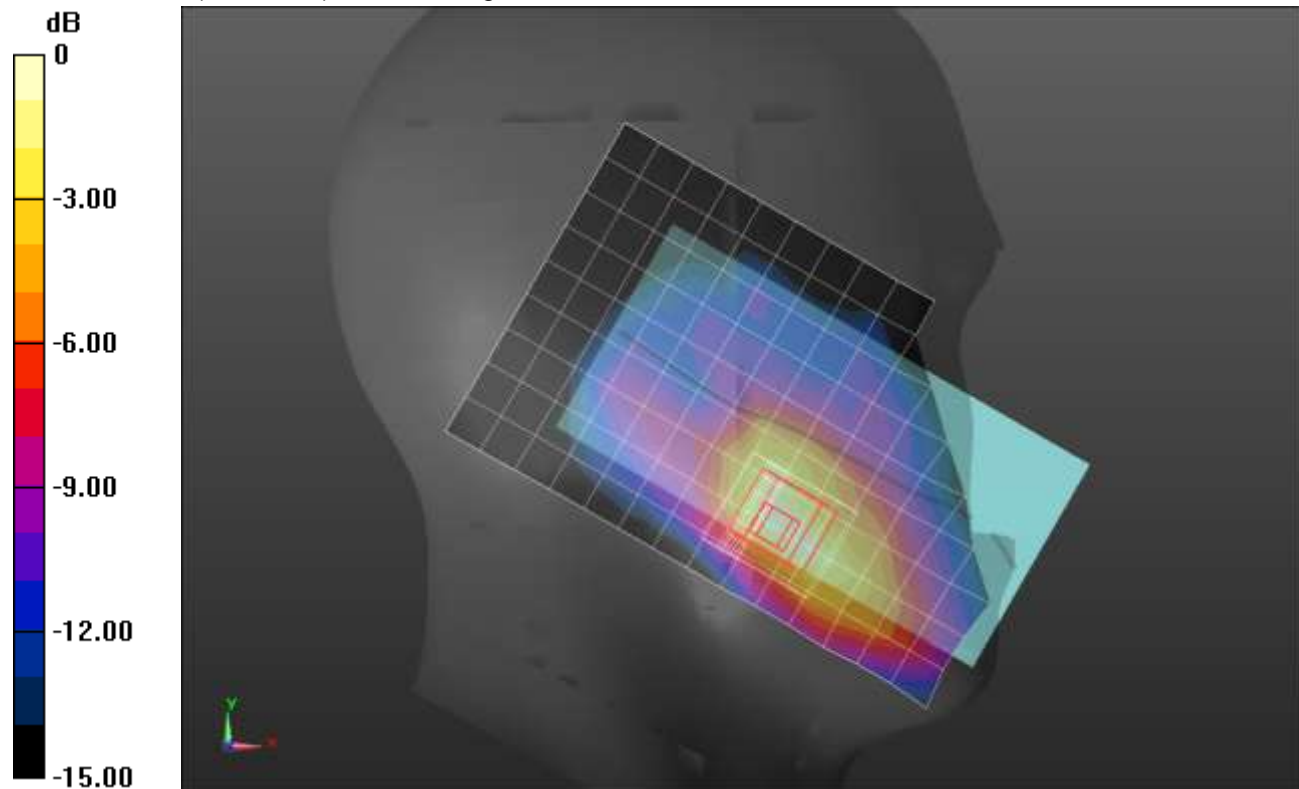
SAR(1 g) = 0.181 W/kg; SAR(10 g) = 0.089 W/kg

Smallest distance from peaks to all points 3 dB below = 4.2 mm

Ratio of SAR at M2 to SAR at M1 = 46%

[Info: Interpolated medium parameters used for SAR evaluation.](#)

Maximum value of SAR (measured) = 0.336 W/kg



0 dB = 0.336 W/kg = -4.74 dBW/kg

Wi-Fi 2.4GHz ANT 3 Cell On

Frequency: 2437 MHz; Duty Cycle: 1:1; Room Ambient Temperature: 24.0°C; Liquid Temperature: 23.0°C

Medium parameters used (interpolated): $f = 2437$ MHz; $\sigma = 1.858$ S/m; $\epsilon_r = 40.248$; $\rho = 1000$ kg/m³

DASY5 Configuration:

- Area Scan Setting: Find Secondary Maximum Within: 2.0 dB and with a peak SAR value greater than 0.0012W/kg
- Electronics: DAE4 Sn1540; Calibrated: 1/27/2021
- Probe: EX3DV4 - SN7500; ConvF(7.69, 7.69, 7.69) @ 2437 MHz; Calibrated: 3/18/2021
- Sensor-Surface: 1.4mm (Mechanical Surface Detection (Locations From Previous Scan Used)), Sensor-Surface: 1.4mm (Mechanical Surface Detection)
- Phantom: Twin-SAM V5.0 (30deg probe tilt); Type: QD 000 P40 CE; Serial: xxxx

Rear/802.11b_ch 6/Area Scan (11x15x1): Measurement grid: dx=12mm, dy=12mm

[Info: Interpolated medium parameters used for SAR evaluation.](#)

Maximum value of SAR (measured) = 0.282 W/kg

Rear/802.11b_ch 6/Zoom Scan (8x9x7)/Cube 0: Measurement grid: dx=5mm, dy=5mm, dz=5mm

Reference Value = 12.43 V/m; Power Drift = 0.06 dB

Peak SAR (extrapolated) = 0.522 W/kg

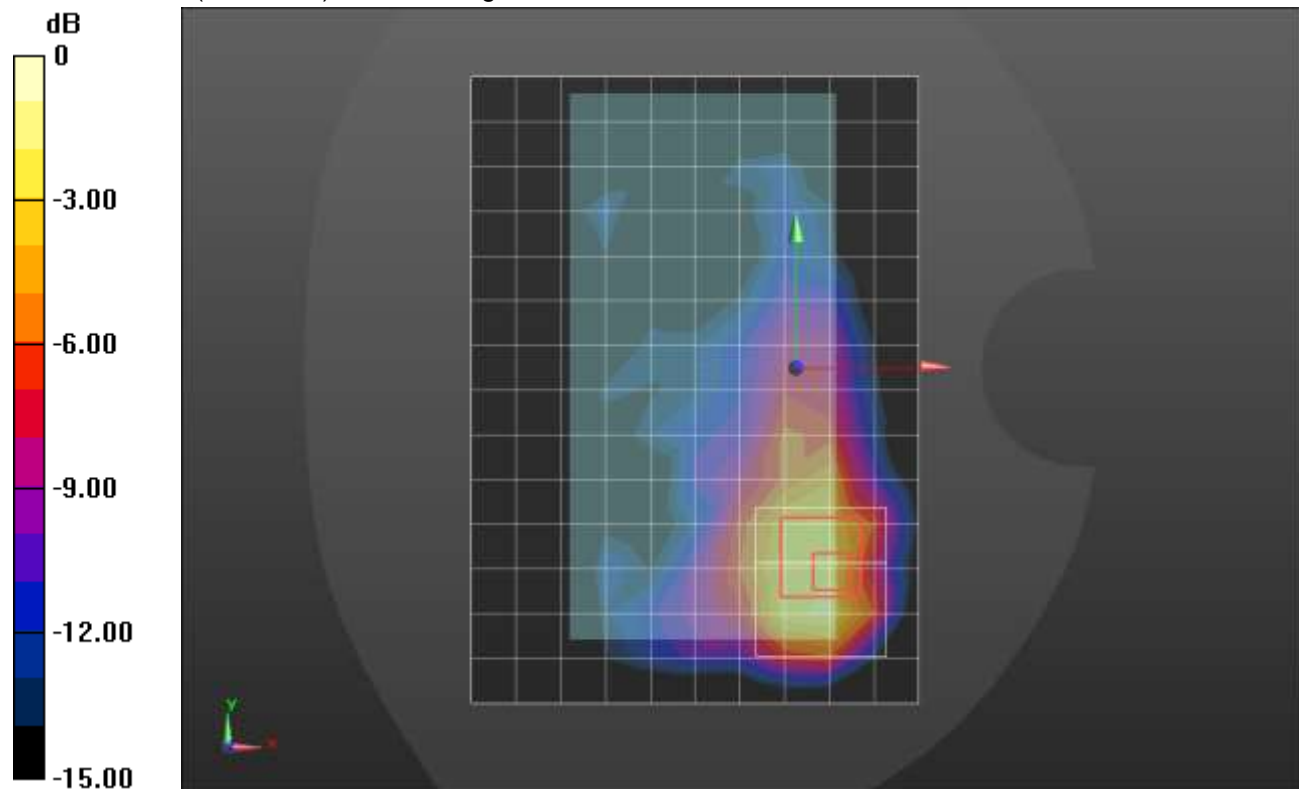
SAR(1 g) = 0.221 W/kg; SAR(10 g) = 0.102 W/kg

Smallest distance from peaks to all points 3 dB below = 5 mm

Ratio of SAR at M2 to SAR at M1 = 44.1%

[Info: Interpolated medium parameters used for SAR evaluation.](#)

Maximum value of SAR (measured) = 0.418 W/kg



0 dB = 0.418 W/kg = -3.79 dBW/kg

Wi-Fi 2.4GHz ANT 3 Cell On

Frequency: 2437 MHz; Duty Cycle: 1:1; Room Ambient Temperature: 24.0°C; Liquid Temperature: 23.0°C

Medium parameters used (interpolated): $f = 2437$ MHz; $\sigma = 1.858$ S/m; $\epsilon_r = 40.248$; $\rho = 1000$ kg/m³

DASY5 Configuration:

- Area Scan Setting: Find Secondary Maximum Within: 2.0 dB and with a peak SAR value greater than 0.0012W/kg
- Electronics: DAE4 Sn1540; Calibrated: 1/27/2021
- Probe: EX3DV4 - SN7500; ConvF(7.69, 7.69, 7.69) @ 2437 MHz; Calibrated: 3/18/2021
- Sensor-Surface: 1.4mm (Mechanical Surface Detection (Locations From Previous Scan Used)), Sensor-Surface: 1.4mm (Mechanical Surface Detection)
- Phantom: Twin-SAM V5.0 (30deg probe tilt); Type: QD 000 P40 CE; Serial: xxxx

Edge 4/802.11b_ch 6/Area Scan (9x15x1): Measurement grid: dx=12mm, dy=12mm

[Info: Interpolated medium parameters used for SAR evaluation.](#)

Maximum value of SAR (measured) = 0.392 W/kg

Edge 4/802.11b_ch 6/Zoom Scan (9x9x7)/Cube 0: Measurement grid: dx=5mm, dy=5mm, dz=5mm

Reference Value = 0.8530 V/m; Power Drift = 0.14 dB

Peak SAR (extrapolated) = 0.830 W/kg

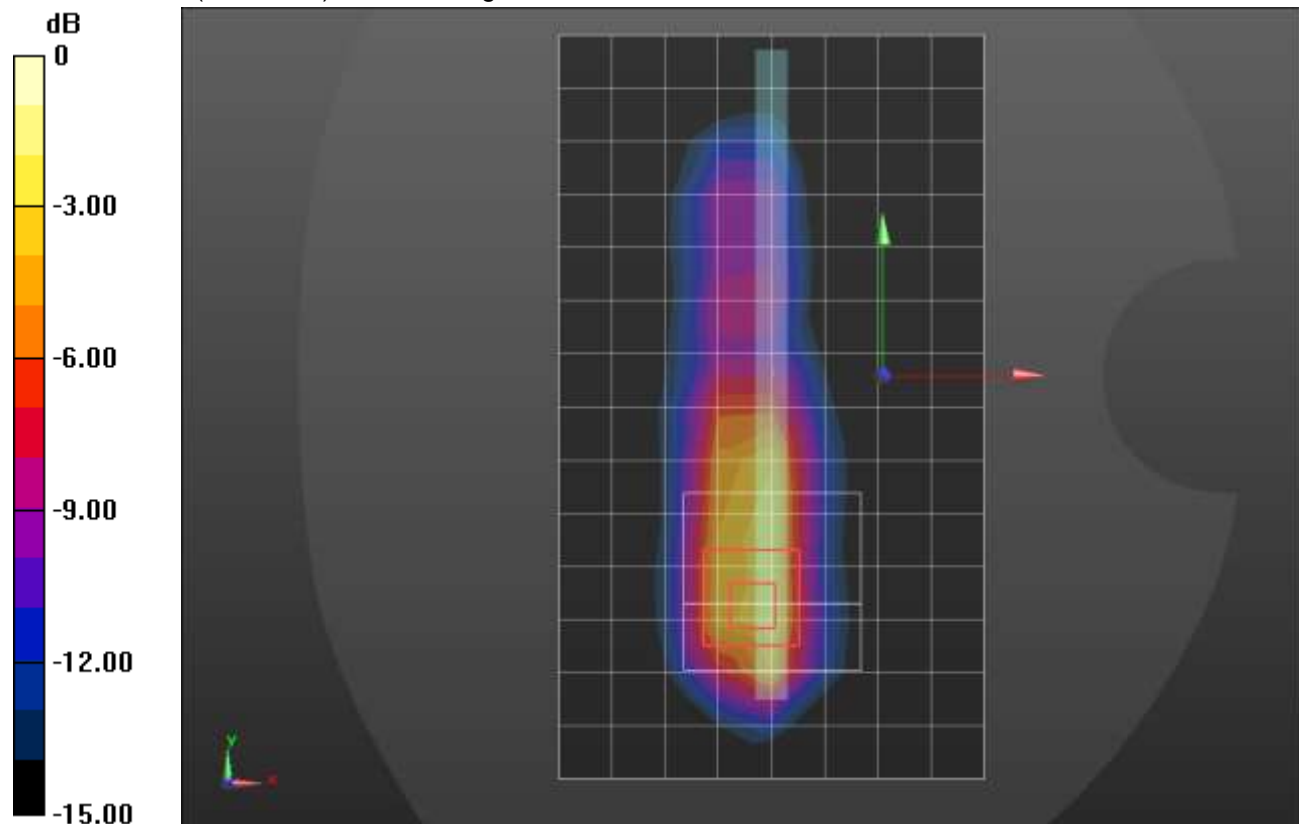
SAR(1 g) = 0.313 W/kg; SAR(10 g) = 0.129 W/kg

Smallest distance from peaks to all points 3 dB below = 5 mm

Ratio of SAR at M2 to SAR at M1 = 40.7%

[Info: Interpolated medium parameters used for SAR evaluation.](#)

Maximum value of SAR (measured) = 0.640 W/kg



0 dB = 0.640 W/kg = -1.94 dBW/kg

Wi-Fi 2.4GHz ANT 4 Cell On

Frequency: 2437 MHz; Duty Cycle: 1:1; Room Ambient Temperature: 24.0°C; Liquid Temperature: 23.0°C

Medium parameters used (interpolated): $f = 2437$ MHz; $\sigma = 1.864$ S/m; $\epsilon_r = 37.788$; $\rho = 1000$ kg/m³

DASY5 Configuration:

- Area Scan Setting: Find Secondary Maximum Within: 2.0 dB and with a peak SAR value greater than 0.0012W/kg
- Electronics: DAE4 Sn1540; Calibrated: 1/27/2021
- Probe: EX3DV4 - SN7500; ConvF(7.69, 7.69, 7.69) @ 2437 MHz; Calibrated: 3/18/2021
- Sensor-Surface: 1.4mm (Mechanical Surface Detection (Locations From Previous Scan Used)), Sensor-Surface: 1.4mm (Mechanical Surface Detection)
- Phantom: Twin-SAM V5.0 (30deg probe tilt); Type: QD 000 P40 CE; Serial: xxxx

LHS/Touch_802.11b_ch 6 /Area Scan (10x16x1): Measurement grid: dx=12mm, dy=12mm

[Info: Interpolated medium parameters used for SAR evaluation.](#)

Maximum value of SAR (measured) = 0.359 W/kg

LHS/Touch_802.11b_ch 6 /Zoom Scan (7x7x7)/Cube 0: Measurement grid: dx=5mm, dy=5mm, dz=5mm

Reference Value = 14.39 V/m; Power Drift = 0.18 dB

Peak SAR (extrapolated) = 0.809 W/kg

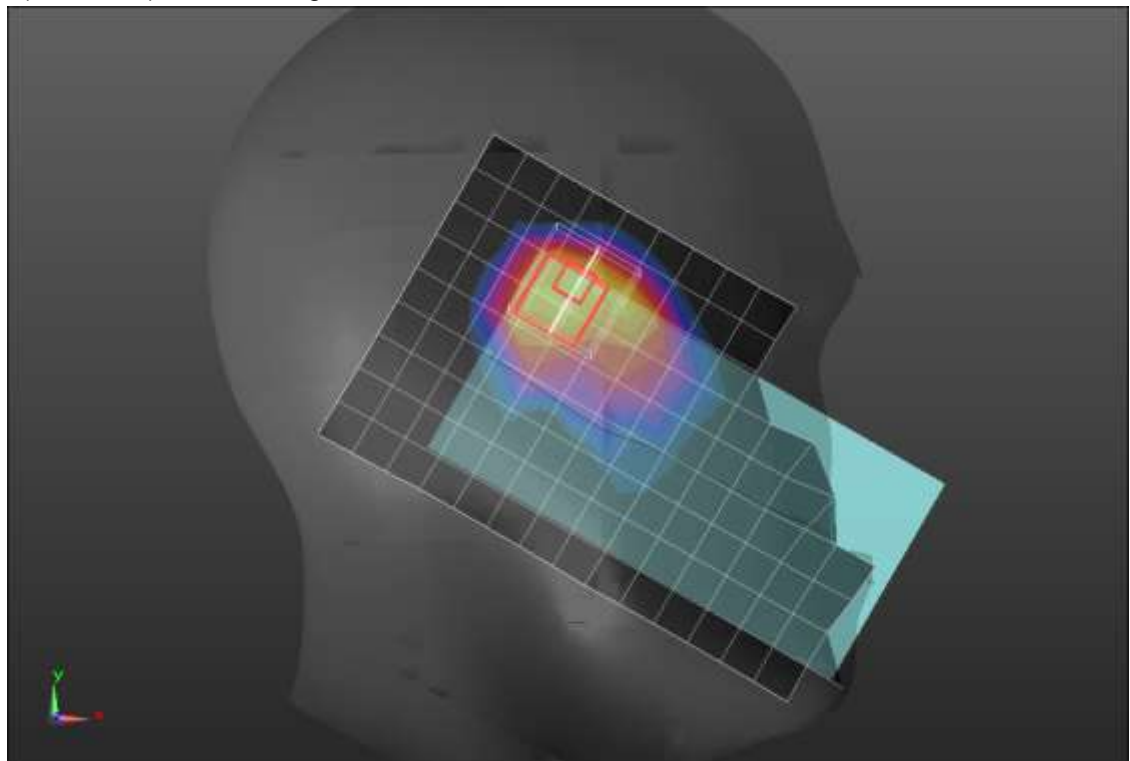
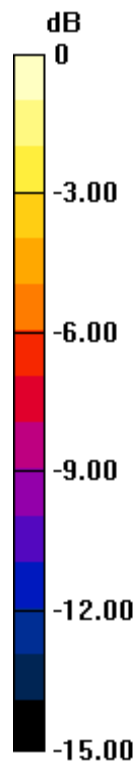
SAR(1 g) = 0.278 W/kg; SAR(10 g) = 0.127 W/kg

Smallest distance from peaks to all points 3 dB below = 6.7 mm

Ratio of SAR at M2 to SAR at M1 = 44.9%

[Info: Interpolated medium parameters used for SAR evaluation.](#)

Maximum value of SAR (measured) = 0.531 W/kg



0 dB = 0.531 W/kg = -2.75 dBW/kg

Wi-Fi 2.4GHz ANT 4 Cell On

Frequency: 2437 MHz; Duty Cycle: 1:1; Room Ambient Temperature: 24.0°C; Liquid Temperature: 23.0°C

Medium parameters used (interpolated): $f = 2437$ MHz; $\sigma = 1.721$ S/m; $\epsilon_r = 37.412$; $\rho = 1000$ kg/m³

DASY5 Configuration:

- Area Scan Setting: Find Secondary Maximum Within: 2.0 dB and with a peak SAR value greater than 0.0012W/kg
- Electronics: DAE4 Sn1540; Calibrated: 1/27/2021
- Probe: EX3DV4 - SN7500; ConvF(7.69, 7.69, 7.69) @ 2437 MHz; Calibrated: 3/18/2021
- Sensor-Surface: 1.4mm (Mechanical Surface Detection)
- Phantom: Twin-SAM V5.0 (30deg probe tilt); Type: QD 000 P40 CE; Serial: xxxx

Rear/802.11b_ch 6 /Area Scan (11x16x1): Measurement grid: dx=12mm, dy=12mm

[Info: Interpolated medium parameters used for SAR evaluation.](#)

Maximum value of SAR (measured) = 0.541 W/kg

Rear/802.11b_ch 6 /Zoom Scan (8x9x7)/Cube 0: Measurement grid: dx=5mm, dy=5mm, dz=5mm

Reference Value = 16.26 V/m; Power Drift = 0.13 dB

Peak SAR (extrapolated) = 0.965 W/kg

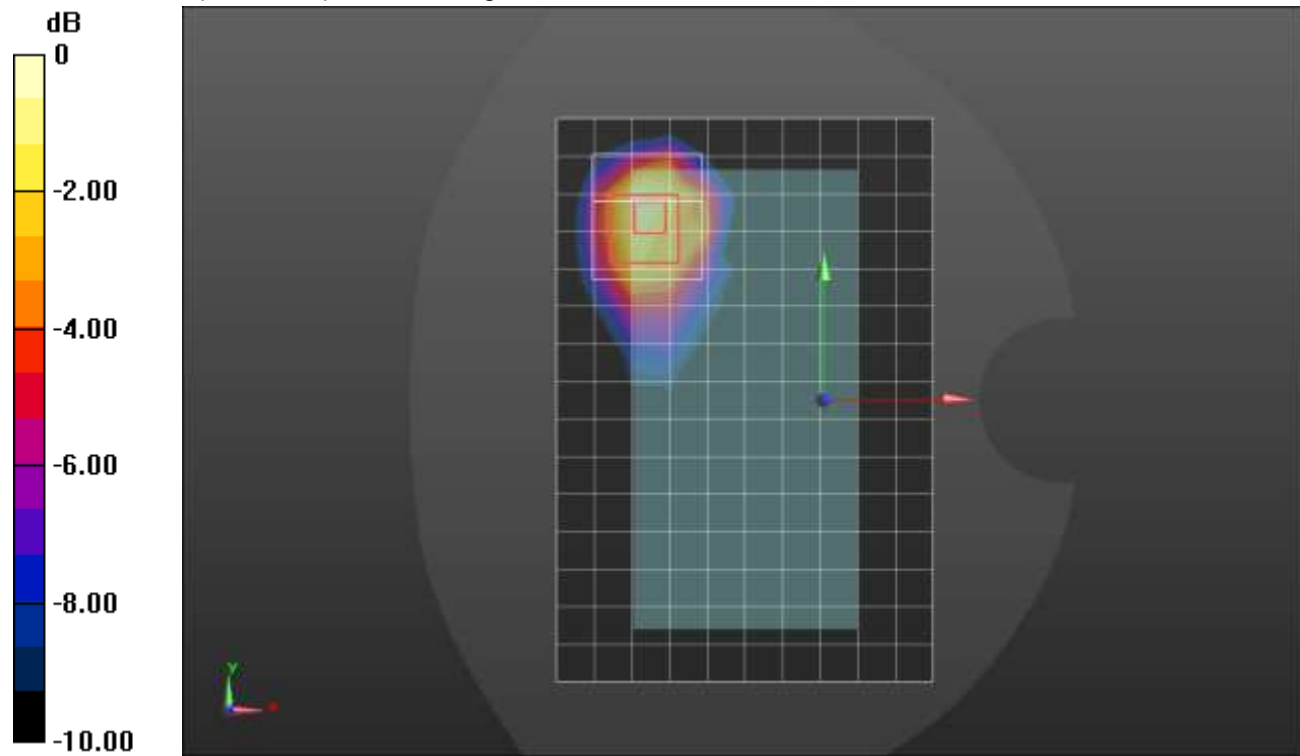
SAR(1 g) = 0.351 W/kg; SAR(10 g) = 0.168 W/kg

Smallest distance from peaks to all points 3 dB below = 3 mm

Ratio of SAR at M2 to SAR at M1 = 40.1%

[Info: Interpolated medium parameters used for SAR evaluation.](#)

Maximum value of SAR (measured) = 0.595 W/kg



0 dB = 0.595 W/kg = -2.25 dBW/kg

Wi-Fi 5.3GHz ANT 5 Cell Off

Frequency: 5270 MHz; Duty Cycle: 1:1; Room Ambient Temperature: 24.0°C; Liquid Temperature: 23.0°C

Medium parameters used: $f = 5270$ MHz; $\sigma = 4.728$ S/m; $\epsilon_r = 35.633$; $\rho = 1000$ kg/m³

DASY5 Configuration:

- Area Scan Setting: Find Secondary Maximum Within: 2.0 dB and with a peak SAR value greater than 0.0012W/kg
- Electronics: DAE4 Sn1433; Calibrated: 2/24/2021
- Probe: EX3DV4 - SN7356; ConvF(5.54, 5.54, 5.54) @ 5270 MHz; Calibrated: 3/19/2021
- Sensor-Surface: 1.4mm (Mechanical Surface Detection)
- Phantom: Twin-SAM V5.0 (20deg probe tilt); Type: QD 000 P40 CD; Serial: 1740

RHS/Touch_802.11n_HT40_Ch 54/Area Scan (11x19x1): Measurement grid: dx=10mm, dy=10mm
Maximum value of SAR (measured) = 0.0357 W/kg

RHS/Touch_802.11n_HT40_Ch 54/Zoom Scan (7x7x12)/Cube 0: Measurement grid: dx=4mm, dy=4mm, dz=2mm

Reference Value = 3.084 V/m; Power Drift = 0.06 dB

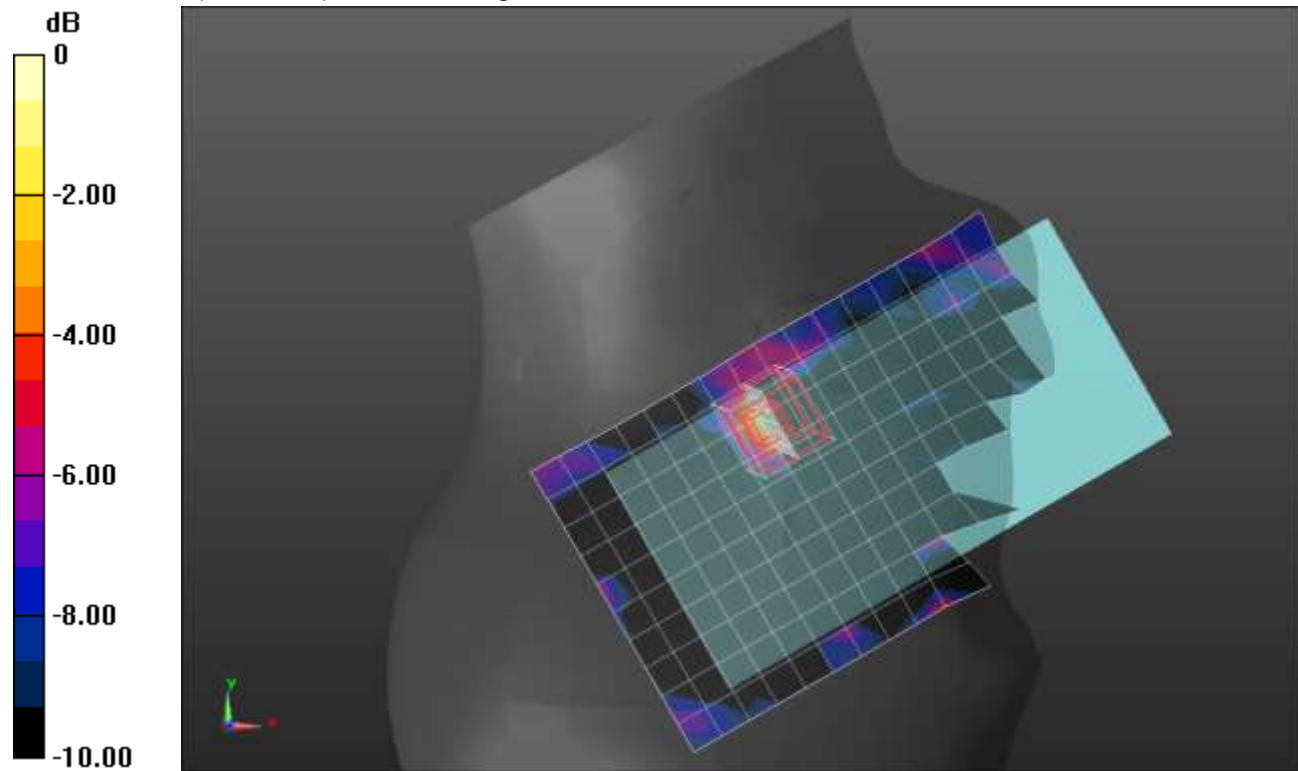
Peak SAR (extrapolated) = 0.151 W/kg

SAR(1 g) = 0.012 W/kg; SAR(10 g) = 0.00174 W/kg

Smallest distance from peaks to all points 3 dB below: Larger than measurement grid

Ratio of SAR at M2 to SAR at M1 = 55.1%

Maximum value of SAR (measured) = 0.0429 W/kg



0 dB = 0.0429 W/kg = -13.68 dBW/kg

Wi-Fi 5.2 GHz ANT 5 Cell Off

Frequency: 5230 MHz; Duty Cycle: 1:1; Room Ambient Temperature: 24.0°C; Liquid Temperature: 23.0°C

Medium parameters used: $f = 5230$ MHz; $\sigma = 4.641$ S/m; $\epsilon_r = 35.613$; $\rho = 1000$ kg/m³

DASY5 Configuration:

- Area Scan Setting: Find Secondary Maximum Within: 2.0 dB and with a peak SAR value greater than 0.0012W/kg
- Electronics: DAE4 Sn1433; Calibrated: 2/24/2021
- Probe: EX3DV4 - SN7356; ConvF(5.54, 5.54, 5.54) @ 5230 MHz; Calibrated: 3/19/2021
- Sensor-Surface: 1.4mm (Mechanical Surface Detection)
- Phantom: Twin-SAM V5.0 (20deg probe tilt); Type: QD 000 P40 CD; Serial: 1740

Rear/802.11n_HT40_Ch 46/Area Scan (11x20x1): Measurement grid: dx=10mm, dy=10mm

Maximum value of SAR (measured) = 0.716 W/kg

Rear/802.11n_HT40_Ch 46/Zoom Scan (9x9x12)/Cube 0: Measurement grid: dx=4mm, dy=4mm, dz=2mm

Reference Value = 12.32 V/m; Power Drift = 0.12 dB

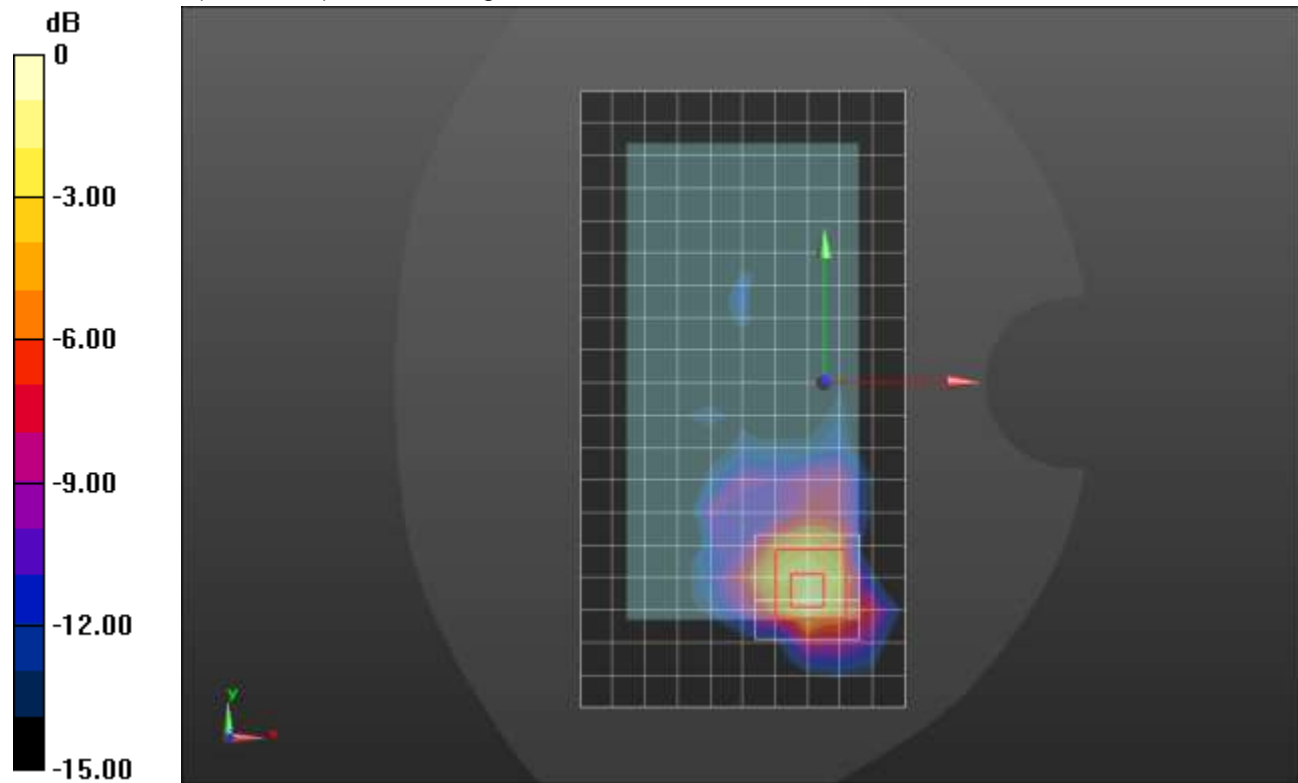
Peak SAR (extrapolated) = 1.57 W/kg

SAR(1 g) = 0.425 W/kg; SAR(10 g) = 0.140 W/kg

Smallest distance from peaks to all points 3 dB below = 6.9 mm

Ratio of SAR at M2 to SAR at M1 = 56.1%

Maximum value of SAR (measured) = 0.972 W/kg



0 dB = 0.972 W/kg = -0.12 dBW/kg

Wi-Fi 5.5GHz ANT 5 Cell Off

Frequency: 5610 MHz; Duty Cycle: 1:1; Room Ambient Temperature: 24.0°C; Liquid Temperature: 23.0°C

Medium parameters used: $f = 5610$ MHz; $\sigma = 4.935$ S/m; $\epsilon_r = 34.338$; $\rho = 1000$ kg/m³

DASY5 Configuration:

- Area Scan Setting: Find Secondary Maximum Within: 2.0 dB and with a peak SAR value greater than 0.0012W/kg
- Electronics: DAE4 Sn1258; Calibrated: 3/18/2021
- Probe: EX3DV4 - SN3902; ConvF(4.85, 4.85, 4.85) @ 5610 MHz; Calibrated: 3/18/2021
- Sensor-Surface: 1.4mm (Mechanical Surface Detection)
- Phantom: Twin-SAM V5.0 (20deg probe tilt); Type: SAM;

RHS/Touch_802.11ac_VHT80_Ch 122/Area Scan (14x18x1): Measurement grid: dx=10mm, dy=10mm
Maximum value of SAR (measured) = 0.157 W/kg

RHS/Touch_802.11ac_VHT80_Ch 122/Zoom Scan (7x7x12)/Cube 0: Measurement grid: dx=4mm, dy=4mm, dz=2mm

Reference Value = 4.706 V/m; Power Drift = -0.07 dB


Peak SAR (extrapolated) = 0.255 W/kg

SAR(1 g) = 0.070 W/kg; SAR(10 g) = 0.026 W/kg

Smallest distance from peaks to all points 3 dB below = 7.9 mm

Ratio of SAR at M2 to SAR at M1 = 52.6%

Maximum value of SAR (measured) = 0.170 W/kg



0 dB = 0.170 W/kg = -7.70 dBW/kg

Wi-Fi 5.5GHz ANT 5 Cell Off

Frequency: 5690 MHz; Duty Cycle: 1:1; Room Ambient Temperature: 24.0°C; Liquid Temperature: 23.0°C

Medium parameters used: $f = 5690$ MHz; $\sigma = 5.302$ S/m; $\epsilon_r = 36.076$; $\rho = 1000$ kg/m³

DASY5 Configuration:

- Area Scan Setting: Find Secondary Maximum Within: 2.0 dB and with a peak SAR value greater than 0.0012W/kg
- Electronics: DAE4 Sn1433; Calibrated: 2/24/2021
- Probe: EX3DV4 - SN7356; ConvF(5.25, 5.25, 5.25) @ 5690 MHz; Calibrated: 3/19/2021
- Sensor-Surface: 1.4mm (Mechanical Surface Detection)
- Phantom: Twin-SAM V5.0 (20deg probe tilt); Type: QD 000 P40 CD; Serial: 1740

Rear/802.11ac_VHT80_Ch 138/Area Scan (13x21x1): Measurement grid: dx=10mm, dy=10mm
Maximum value of SAR (measured) = 1.18 W/kg

Rear/802.11ac_VHT80_Ch 138/Zoom Scan (7x7x12)/Cube 0: Measurement grid: dx=4mm, dy=4mm, dz=2mm

Reference Value = 13.04 V/m; Power Drift = -0.06 dB

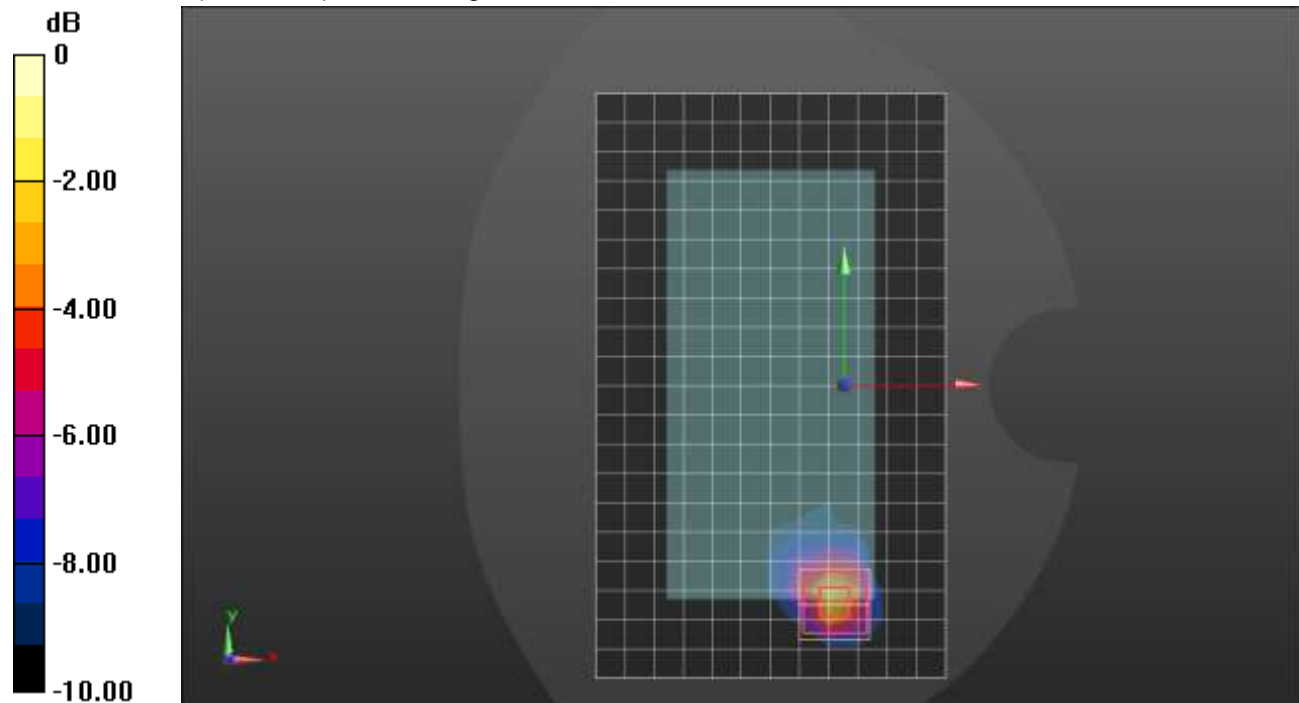
Peak SAR (extrapolated) = 3.54 W/kg

SAR(1 g) = 0.812 W/kg; SAR(10 g) = 0.265 W/kg

Smallest distance from peaks to all points 3 dB below = 6.2 mm

Ratio of SAR at M2 to SAR at M1 = 48.5%

Maximum value of SAR (measured) = 1.91 W/kg



0 dB = 1.91 W/kg = 2.81 dBW/kg

Wi-Fi 5.8GHz ANT 5 Cell Off

Frequency: 5785 MHz; Duty Cycle: 1:1; Room Ambient Temperature: 24.0°C; Liquid Temperature: 23.0°C

Medium parameters used: $f = 5785$ MHz; $\sigma = 5.07$ S/m; $\epsilon_r = 35.145$; $\rho = 1000$ kg/m³

DASY5 Configuration:

- Area Scan Setting: Find Secondary Maximum Within: 2.0 dB and with a peak SAR value greater than 0.0012W/kg
- Electronics: DAE4 Sn1258; Calibrated: 3/18/2021
- Probe: EX3DV4 - SN3902; ConvF(5.05, 5.05, 5.05) @ 5785 MHz; Calibrated: 3/18/2021
- Sensor-Surface: 1.4mm (Mechanical Surface Detection)
- Phantom: Twin-SAM V5.0 (20deg probe tilt); Type: QD 000 P40 CD; Serial: 1740

LHS/Touch_802.11a_Ch 157/Area Scan (11x18x1): Measurement grid: dx=10mm, dy=10mm

Maximum value of SAR (measured) = 0.130 W/kg

LHS/Touch_802.11a_Ch 157/Zoom Scan (7x7x12)/Cube 0: Measurement grid: dx=4mm, dy=4mm, dz=2mm

Reference Value = 2.875 V/m; Power Drift = 0.03 dB

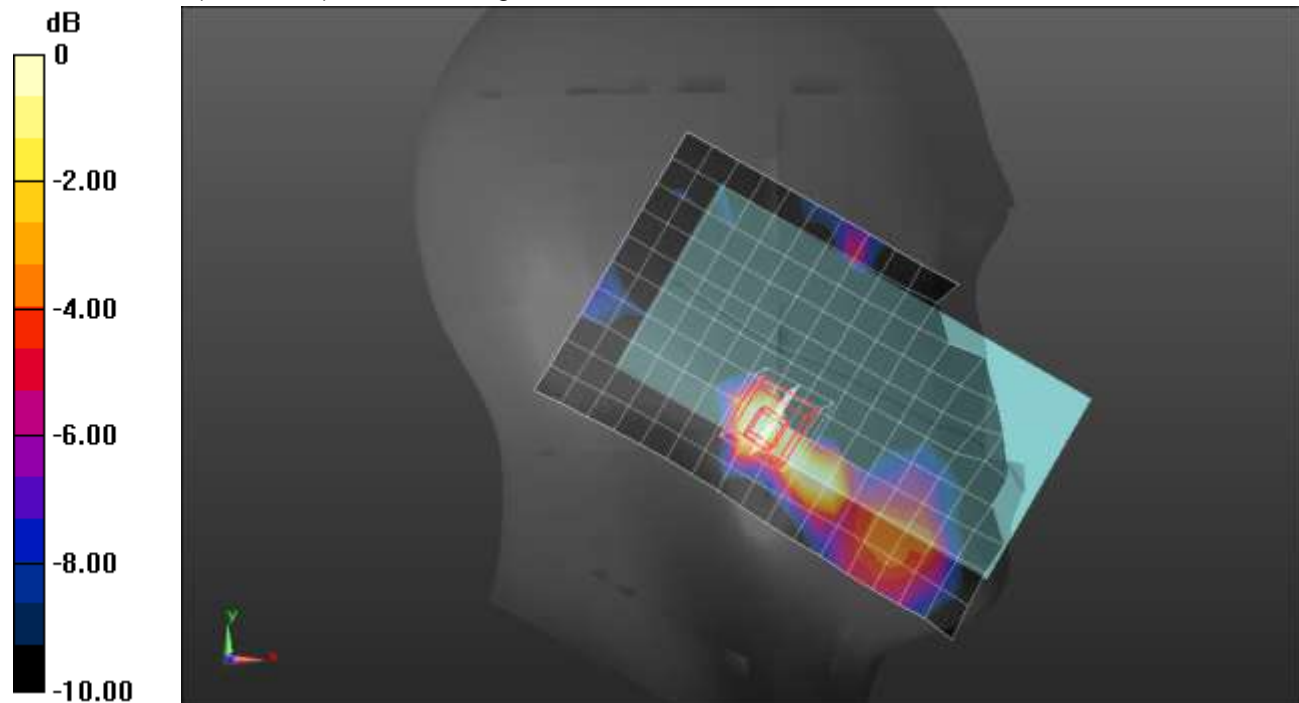
Peak SAR (extrapolated) = 0.494 W/kg

SAR(1 g) = 0.035 W/kg; SAR(10 g) = 0.00922 W/kg

Smallest distance from peaks to all points 3 dB below: Larger than measurement grid

Ratio of SAR at M2 to SAR at M1 = 37.9%

Maximum value of SAR (measured) = 0.0978 W/kg



0 dB = 0.0978 W/kg = -10.10 dBW/kg

Wi-Fi 5.8GHz ANT 5 Cell Off

Frequency: 5775 MHz; Duty Cycle: 1:1; Room Ambient Temperature: 24.0°C; Liquid Temperature: 23.0°C

Medium parameters used: $f = 5775$ MHz; $\sigma = 5.375$ S/m; $\epsilon_r = 34.633$; $\rho = 1000$ kg/m³

DASY5 Configuration:

- Area Scan Setting: Find Secondary Maximum Within: 2.0 dB and with a peak SAR value greater than 0.0012W/kg
- Electronics: DAE4 Sn1258; Calibrated: 3/18/2021
- Probe: EX3DV4 - SN3902; ConvF(5.05, 5.05, 5.05) @ 5775 MHz; Calibrated: 3/18/2021
- Sensor-Surface: 1.4mm (Mechanical Surface Detection (Locations From Previous Scan Used)), Sensor-Surface: 1.4mm (Mechanical Surface Detection)
- Phantom: Twin-SAM V5.0 (20deg probe tilt); Type: QD 000 P40 CD; Serial: 1740

Rear/802.11ac_VHT80_Ch 155/Area Scan (11x19x1): Measurement grid: dx=10mm, dy=10mm

Maximum value of SAR (measured) = 1.82 W/kg

Rear/802.11ac_VHT80_Ch 155/Zoom Scan (7x7x12)/Cube 0: Measurement grid: dx=4mm, dy=4mm, dz=2mm

Reference Value = 16.33 V/m; Power Drift = 0.02 dB

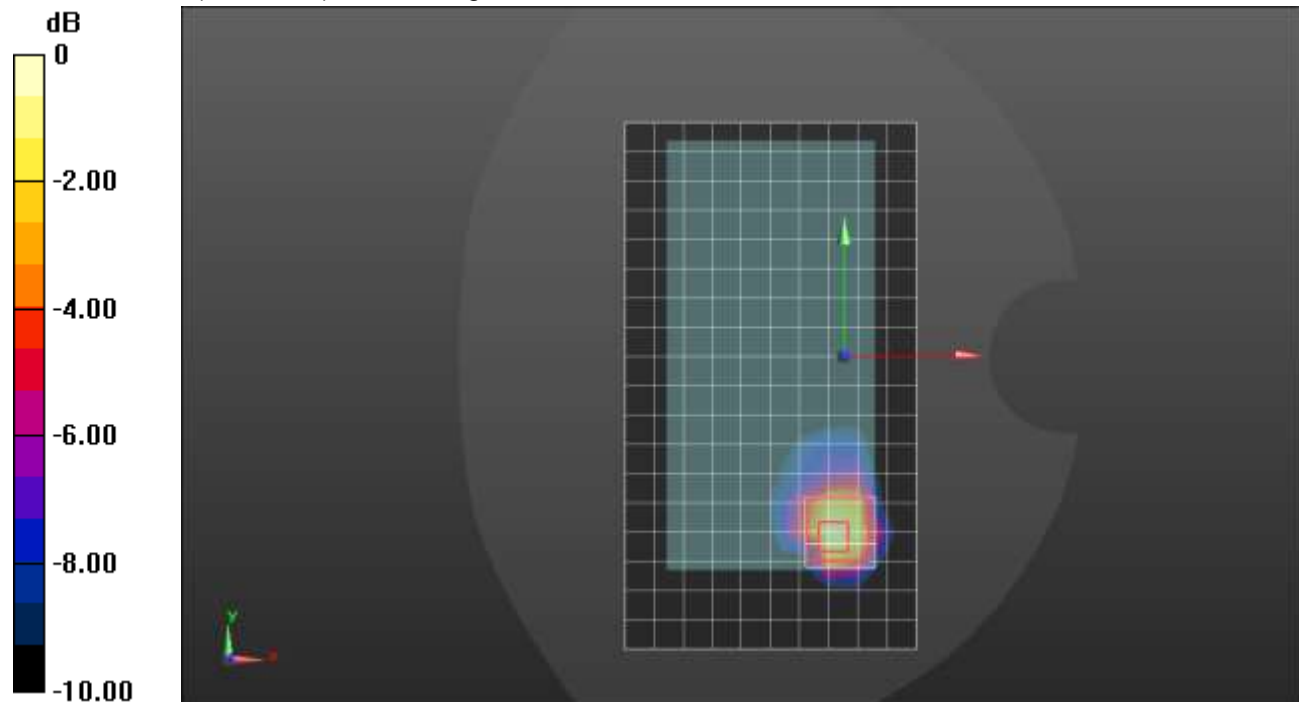
Peak SAR (extrapolated) = 3.24 W/kg

SAR(1 g) = 0.784 W/kg; SAR(10 g) = 0.275 W/kg

Smallest distance from peaks to all points 3 dB below = 6.8 mm

Ratio of SAR at M2 to SAR at M1 = 48.9%

Maximum value of SAR (measured) = 1.94 W/kg



0 dB = 1.94 W/kg = 2.88 dBW/kg

Wi-Fi 5.2GHz ANT 6 Cell Off

Frequency: 5230 MHz; Duty Cycle: 1:1; Room Ambient Temperature: 24.0°C; Liquid Temperature: 23.0°C

Medium parameters used: $f = 5230$ MHz; $\sigma = 4.497$ S/m; $\epsilon_r = 35.997$; $\rho = 1000$ kg/m³

DASY5 Configuration:

- Area Scan Setting: Find Secondary Maximum Within: 2.0 dB and with a peak SAR value greater than 0.0012W/kg
- Electronics: DAE4 Sn1258; Calibrated: 3/18/2021
- Probe: EX3DV4 - SN3902; ConvF(5.25, 5.25, 5.25) @ 5230 MHz; Calibrated: 3/18/2021
- Sensor-Surface: 1.4mm (Mechanical Surface Detection)
- Phantom: Twin-SAM V5.0 (20deg probe tilt); Type: QD 000 P40 CD; Serial: 1740

RHS/Touch_802.11n_HT40_Ch 46/Area Scan (10x18x1): Measurement grid: dx=10mm, dy=10mm

Maximum value of SAR (measured) = 1.25 W/kg

RHS/Touch_802.11n_HT40_Ch 46/Zoom Scan (7x7x12)/Cube 0: Measurement grid: dx=4mm, dy=4mm, dz=2mm

Reference Value = 15.88 V/m; Power Drift = -0.09 dB

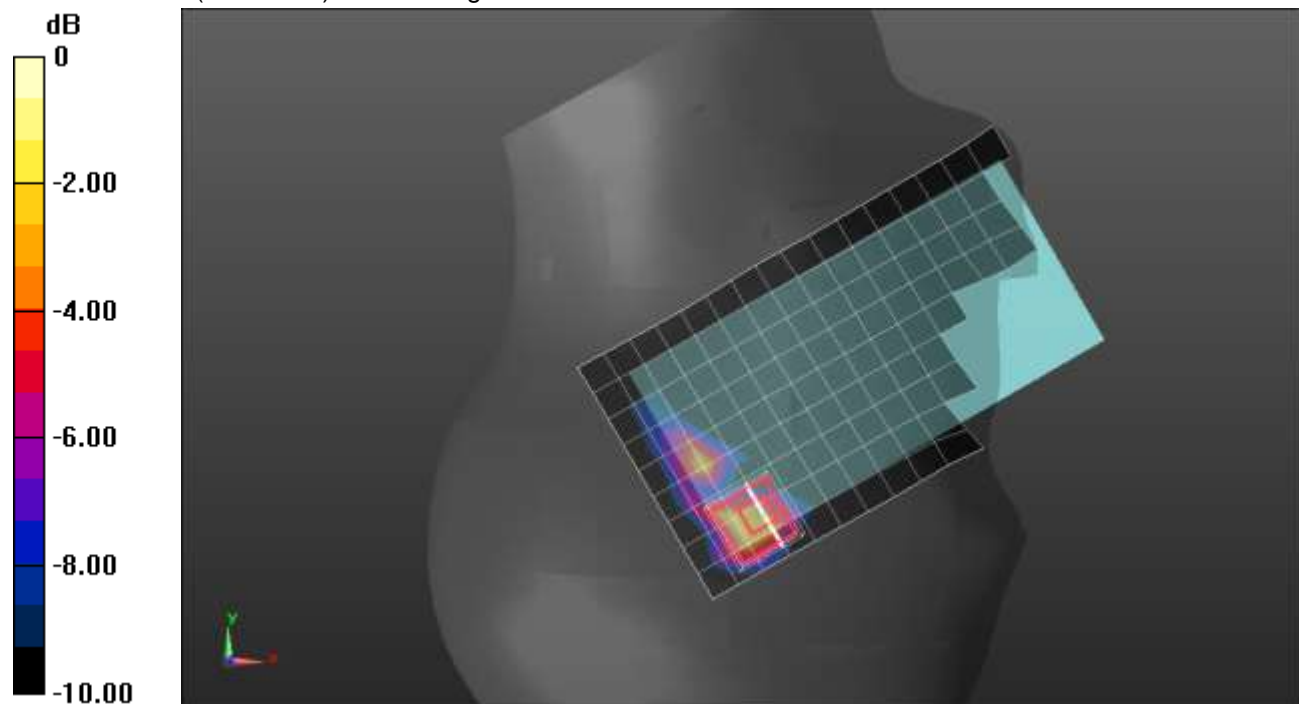
Peak SAR (extrapolated) = 2.82 W/kg

SAR(1 g) = 0.773 W/kg; SAR(10 g) = 0.243 W/kg

Smallest distance from peaks to all points 3 dB below = 4.9 mm

Ratio of SAR at M2 to SAR at M1 = 60.4%

Maximum value of SAR (measured) = 2.07 W/kg



0 dB = 2.07 W/kg = 3.16 dBW/kg

Wi-Fi 5.2GHz ANT 6 Cell Off

Frequency: 5230 MHz; Duty Cycle: 1:1; Room Ambient Temperature: 24.0°C; Liquid Temperature: 23.0°C
Medium parameters used: $f = 5230$ MHz; $\sigma = 4.497$ S/m; $\epsilon_r = 35.997$; $\rho = 1000$ kg/m³

DASY5 Configuration:

- Area Scan Setting: Find Secondary Maximum Within: 2.0 dB and with a peak SAR value greater than 0.0012W/kg
- Electronics: DAE4 Sn1258; Calibrated: 3/18/2021
- Probe: EX3DV4 - SN3902; ConvF(5.25, 5.25, 5.25) @ 5230 MHz; Calibrated: 3/18/2021
- Sensor-Surface: 1.4mm (Mechanical Surface Detection)
- Phantom: Twin-SAM V5.0 (20deg probe tilt); Type: QD 000 P40 CD; Serial: 1740

Rear/802.11n_HT40_Ch 46/Area Scan (11x18x1): Measurement grid: dx=10mm, dy=10mm
Maximum value of SAR (measured) = 1.36 W/kg

Rear/802.11n_HT40_Ch 46/Zoom Scan (7x7x12)/Cube 0: Measurement grid: dx=4mm, dy=4mm, dz=2mm

Reference Value = 14.76 V/m; Power Drift = -0.12 dB

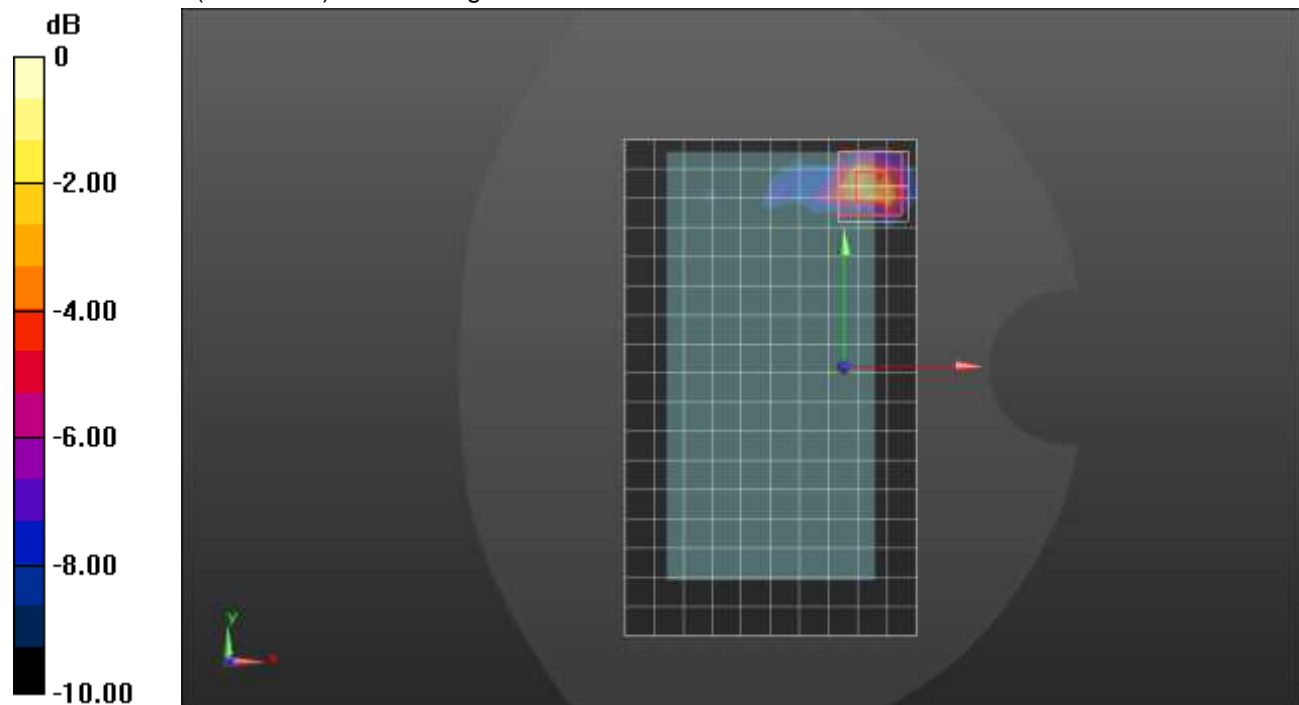
Peak SAR (extrapolated) = 3.45 W/kg

SAR(1 g) = 0.794 W/kg; SAR(10 g) = 0.220 W/kg

Smallest distance from peaks to all points 3 dB below = 4.8 mm

Ratio of SAR at M2 to SAR at M1 = 51.4%

Maximum value of SAR (measured) = 2.07 W/kg



0 dB = 2.07 W/kg = 3.16 dBW/kg

Wi-Fi 5.5GHz ANT 6 Cell Off

Frequency: 5610 MHz; Duty Cycle: 1:1; Room Ambient Temperature: 24.0°C; Liquid Temperature: 23.0°C

Medium parameters used: $f = 5610$ MHz; $\sigma = 5.204$ S/m; $\epsilon_r = 36.168$; $\rho = 1000$ kg/m³

DASY5 Configuration:

- Area Scan Setting: Find Secondary Maximum Within: 2.0 dB and with a peak SAR value greater than 0.0012W/kg
- Electronics: DAE4 Sn1433; Calibrated: 2/24/2021
- Probe: EX3DV4 - SN7356; ConvF(5.04, 5.04, 5.04) @ 5610 MHz; Calibrated: 3/19/2021
- Sensor-Surface: 1.4mm (Mechanical Surface Detection (Locations From Previous Scan Used)), Sensor-Surface: 1.4mm (Mechanical Surface Detection)
- Phantom: Twin-SAM V5.0 (20deg probe tilt); Type: SAM;

RHS/Touch_802.11ac_VHT80_Ch 122/Area Scan (12x18x1): Measurement grid: dx=10mm, dy=10mm
Maximum value of SAR (measured) = 1.35 W/kg

RHS/Touch_802.11ac_VHT80_Ch 122/Zoom Scan (7x7x12)/Cube 0: Measurement grid: dx=4mm, dy=4mm, dz=2mm

Reference Value = 13.74 V/m; Power Drift = 0.16 dB

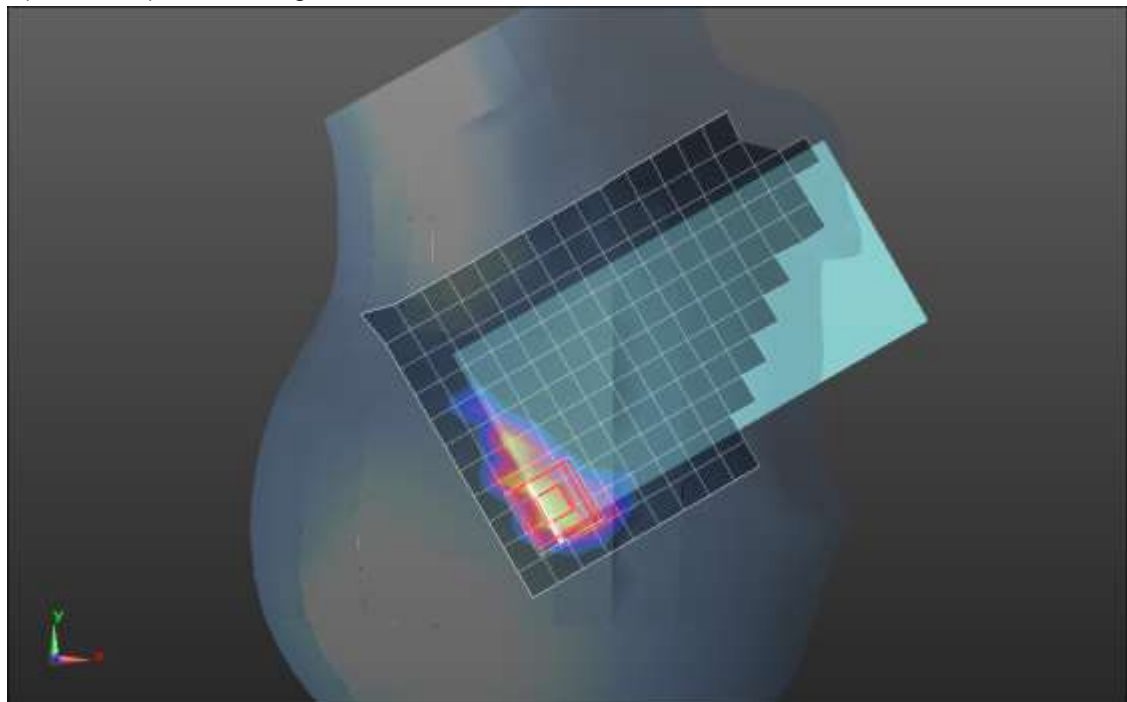
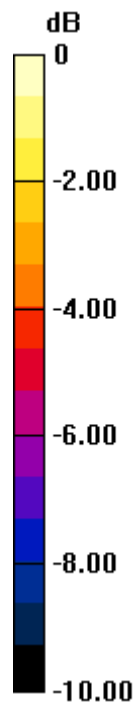
Peak SAR (extrapolated) = 3.54 W/kg

SAR(1 g) = 0.716 W/kg; SAR(10 g) = 0.229 W/kg

Smallest distance from peaks to all points 3 dB below = 4.3 mm

Ratio of SAR at M2 to SAR at M1 = 41.2%

Maximum value of SAR (measured) = 1.79 W/kg



0 dB = 1.79 W/kg = 2.53 dBW/kg

Wi-Fi 5.5GHz ANT 6 Cell Off

Frequency: 5690 MHz; Duty Cycle: 1:1; Room Ambient Temperature: 24.0°C; Liquid Temperature: 23.0°C

Medium parameters used: $f = 5690$ MHz; $\sigma = 4.933$ S/m; $\epsilon_r = 35.413$; $\rho = 1000$ kg/m³

DASY5 Configuration:

- Area Scan Setting: Find Secondary Maximum Within: 2.0 dB and with a peak SAR value greater than 0.0012W/kg
- Electronics: DAE4 Sn1258; Calibrated: 3/18/2021
- Probe: EX3DV4 - SN3902; ConvF(5.05, 5.05, 5.05) @ 5690 MHz; Calibrated: 3/18/2021
- Sensor-Surface: 1.4mm (Mechanical Surface Detection)
- Phantom: Twin-SAM V5.0 (20deg probe tilt); Type: SAM;

Rear/802.11ac_VHT80_Ch 138/Area Scan (11x19x1): Measurement grid: dx=10mm, dy=10mm
Maximum value of SAR (measured) = 1.74 W/kg

Rear/802.11ac_VHT80_Ch 138/Zoom Scan (7x7x12)/Cube 0: Measurement grid: dx=4mm, dy=4mm, dz=2mm

Reference Value = 16.16 V/m; Power Drift = 0.07 dB

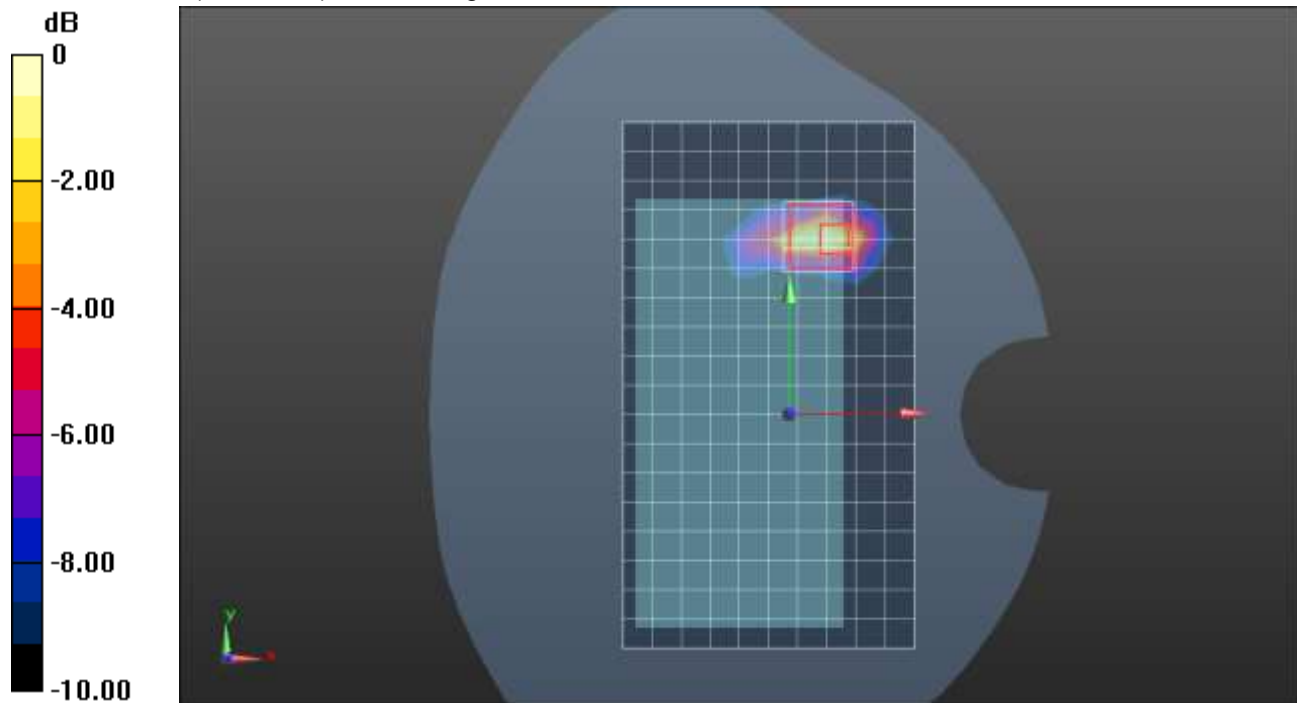
Peak SAR (extrapolated) = 3.53 W/kg

SAR(1 g) = 0.720 W/kg; SAR(10 g) = 0.210 W/kg

Smallest distance from peaks to all points 3 dB below = 4.7 mm

Ratio of SAR at M2 to SAR at M1 = 50.4%

Maximum value of SAR (measured) = 1.85 W/kg



0 dB = 1.85 W/kg = 2.67 dBW/kg

Wi-Fi 5.8GHz ANT 6 Cell Off

Frequency: 5775 MHz; Duty Cycle: 1:1; Room Ambient Temperature: 24.0°C; Liquid Temperature: 23.0°C

Medium parameters used: $f = 5775$ MHz; $\sigma = 5.062$ S/m; $\epsilon_r = 35.161$; $\rho = 1000$ kg/m³

DASY5 Configuration:

- Area Scan Setting: Find Secondary Maximum Within: 2.0 dB and with a peak SAR value greater than 0.0012W/kg
- Electronics: DAE4 Sn1258; Calibrated: 3/18/2021
- Probe: EX3DV4 - SN3902; ConvF(5.05, 5.05, 5.05) @ 5775 MHz; Calibrated: 3/18/2021
- Sensor-Surface: 1.4mm (Mechanical Surface Detection (Locations From Previous Scan Used)), Sensor-Surface: 1.4mm (Mechanical Surface Detection)
- Phantom: Twin-SAM V5.0 (20deg probe tilt); Type: QD 000 P40 CD; Serial: 1740

RHS/Touch_802.11ac_VHT80_Ch 155 /Area Scan (11x19x1): Measurement grid: dx=10mm, dy=10mm

Maximum value of SAR (measured) = 1.86 W/kg

RHS/Touch_802.11ac_VHT80_Ch 155 /Zoom Scan (7x7x12)/Cube 0: Measurement grid: dx=4mm, dy=4mm, dz=2mm

Reference Value = 16.96 V/m; Power Drift = 0.01 dB

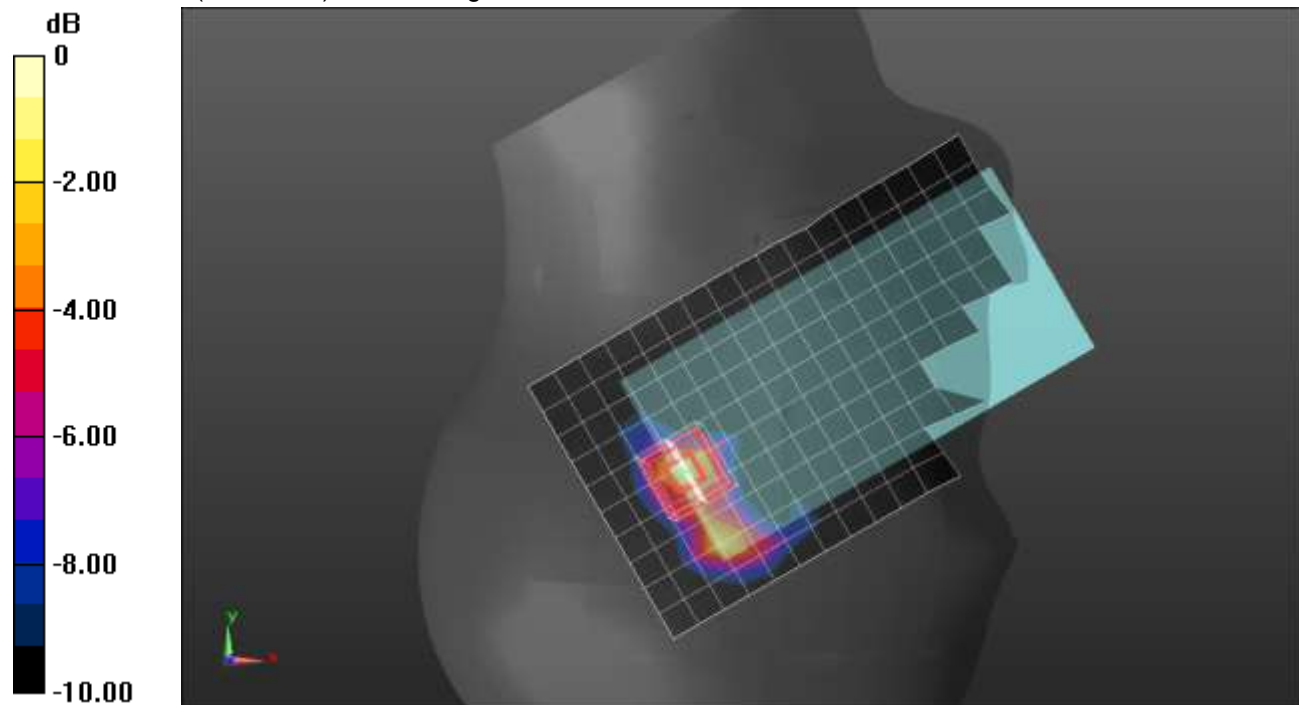
Peak SAR (extrapolated) = 3.41 W/kg

SAR(1 g) = 0.694 W/kg; SAR(10 g) = 0.206 W/kg

Smallest distance from peaks to all points 3 dB below = 5.6 mm

Ratio of SAR at M2 to SAR at M1 = 50.6%

Maximum value of SAR (measured) = 1.92 W/kg



0 dB = 1.92 W/kg = 2.83 dBW/kg

Wi-Fi 5.8GHz ANT 6 Cell Off

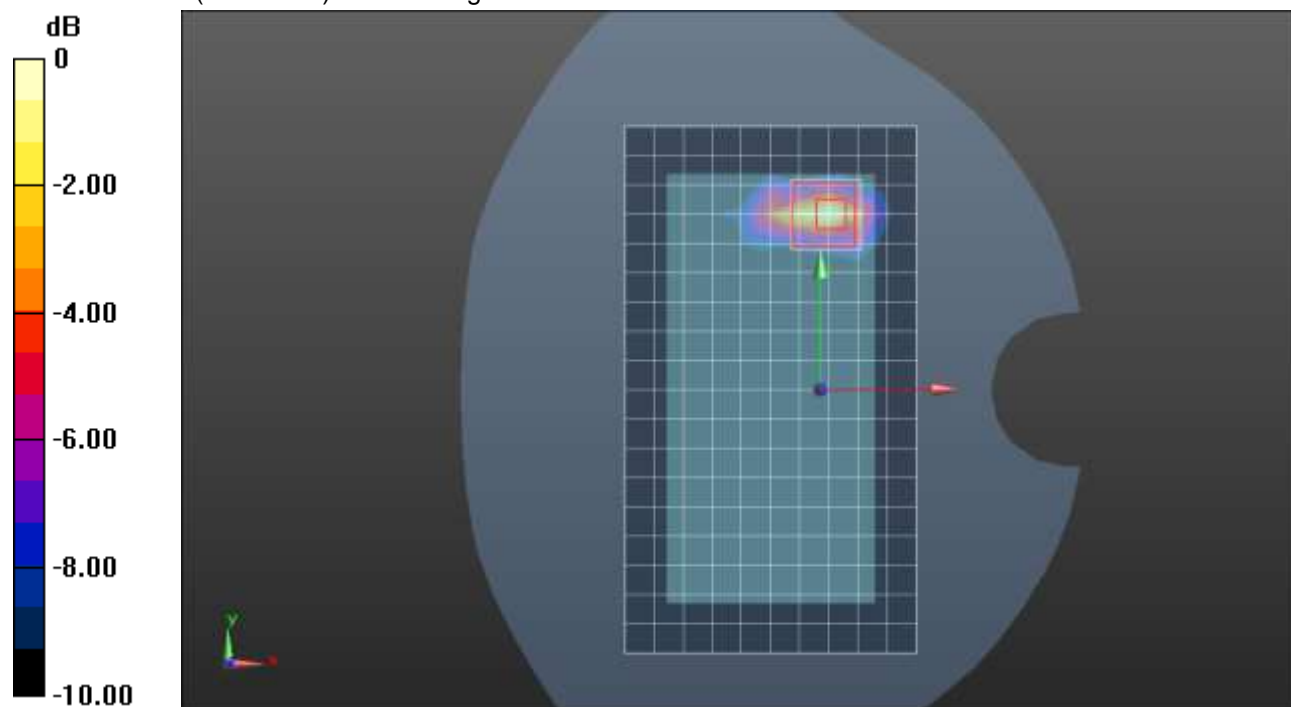
Frequency: 5775 MHz; Duty Cycle: 1:1; Room Ambient Temperature: 24.0°C; Liquid Temperature: 23.0°C
Medium parameters used: $f = 5775$ MHz; $\sigma = 5.071$ S/m; $\epsilon_r = 36.82$; $\rho = 1000$ kg/m³

DASY5 Configuration:

- Area Scan Setting: Find Secondary Maximum Within: 2.0 dB and with a peak SAR value greater than 0.0012W/kg
- Electronics: DAE4 Sn1544; Calibrated: 1/27/2021
- Probe: EX3DV4 - SN7501; ConvF(5.15, 5.15, 5.15) @ 5775 MHz; Calibrated: 3/18/2021
- Sensor-Surface: 1.4mm (Mechanical Surface Detection)
- Phantom: Twin-SAM V5.0 (20deg probe tilt); Type: QD000P40CD; Serial: 1629

Rear/802.11ac_VHT80_Ch 155/Area Scan (11x19x1): Measurement grid: dx=10mm, dy=10mm
Maximum value of SAR (measured) = 2.34 W/kg

Rear/802.11ac_VHT80_Ch 155/Zoom Scan (7x7x12)/Cube 0: Measurement grid: dx=4mm, dy=4mm, dz=2mm
Reference Value = 18.20 V/m; Power Drift = 0.06 dB
Peak SAR (extrapolated) = 4.23 W/kg
SAR(1 g) = 0.797 W/kg; SAR(10 g) = 0.247 W/kg
Smallest distance from peaks to all points 3 dB below = 4 mm
Ratio of SAR at M2 to SAR at M1 = 50.9%
Maximum value of SAR (measured) = 2.14 W/kg



0 dB = 2.14 W/kg = 3.30 dBW/kg

Wi-Fi 5.3 GHz ANT 5 Cell ON

Frequency: 5270 MHz; Duty Cycle: 1:1; Room Ambient Temperature: 24.0°C; Liquid Temperature: 23.0°C

Medium parameters used: $f = 5270$ MHz; $\sigma = 4.728$ S/m; $\epsilon_r = 35.633$; $\rho = 1000$ kg/m³

DASY5 Configuration:

- Area Scan Setting: Find Secondary Maximum Within: 2.0 dB and with a peak SAR value greater than 0.0012W/kg
- Electronics: DAE4 Sn1433; Calibrated: 2/24/2021
- Probe: EX3DV4 - SN7356; ConvF(5.54, 5.54, 5.54) @ 5270 MHz; Calibrated: 3/19/2021
- Sensor-Surface: 1.4mm (Mechanical Surface Detection)
- Phantom: Twin-SAM V5.0 (20deg probe tilt); Type: QD 000 P40 CD; Serial: 1740

RHS/Touch_802.11n_HT40_Ch 54/Area Scan (12x18x1): Measurement grid: dx=10mm, dy=10mm
Maximum value of SAR (measured) = 0.0620 W/kg

RHS/Touch_802.11n_HT40_Ch 54/Zoom Scan (7x7x12)/Cube 0: Measurement grid: dx=4mm, dy=4mm, dz=2mm

Reference Value = 0.9600 V/m; Power Drift = 0.08 dB

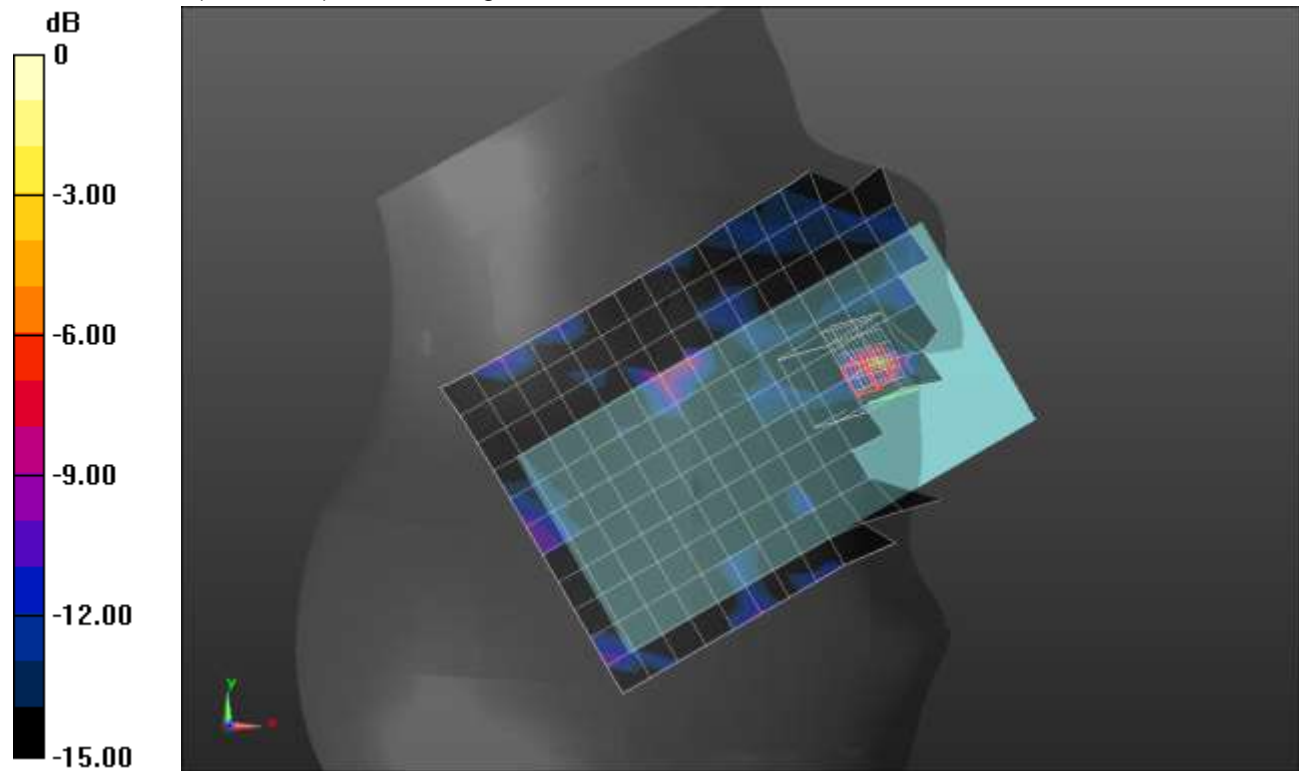
Peak SAR (extrapolated) = 0.107 W/kg

SAR(1 g) = 0.00176 W/kg; SAR(10 g) = n.a.

Smallest distance from peaks to all points 3 dB below: Larger than measurement grid

Ratio of SAR at M2 to SAR at M1 = 9%

Maximum value of SAR (measured) = 0.107 W/kg



0 dB = 0.107 W/kg = -9.71 dBW/kg

Wi-Fi 5.2 GHz ANT 5 Cell On

Frequency: 5210 MHz; Duty Cycle: 1:1; Room Ambient Temperature: 24.0°C; Liquid Temperature: 23.0°C

Medium parameters used: $f = 5210$ MHz; $\sigma = 4.714$ S/m; $\epsilon_r = 35.688$; $\rho = 1000$ kg/m³

DASY5 Configuration:

- Area Scan Setting: Find Secondary Maximum Within: 2.0 dB and with a peak SAR value greater than 0.0012W/kg
- Electronics: DAE4 Sn1258; Calibrated: 3/18/2021
- Probe: EX3DV4 - SN3902; ConvF(5.25, 5.25, 5.25) @ 5210 MHz; Calibrated: 3/18/2021
- Sensor-Surface: 1.4mm (Mechanical Surface Detection)
- Phantom: Twin-SAM V5.0 (20deg probe tilt); Type: QD 000 P40 CD; Serial: 1740

Rear/802.11ac_VHT80_Ch 42/Area Scan (11x20x1): Measurement grid: dx=10mm, dy=10mm

Maximum value of SAR (measured) = 0.553 W/kg

Rear/802.11ac_VHT80_Ch 42/Zoom Scan (7x7x12)/Cube 0: Measurement grid: dx=4mm, dy=4mm, dz=2mm

Reference Value = 9.718 V/m; Power Drift = -0.12 dB

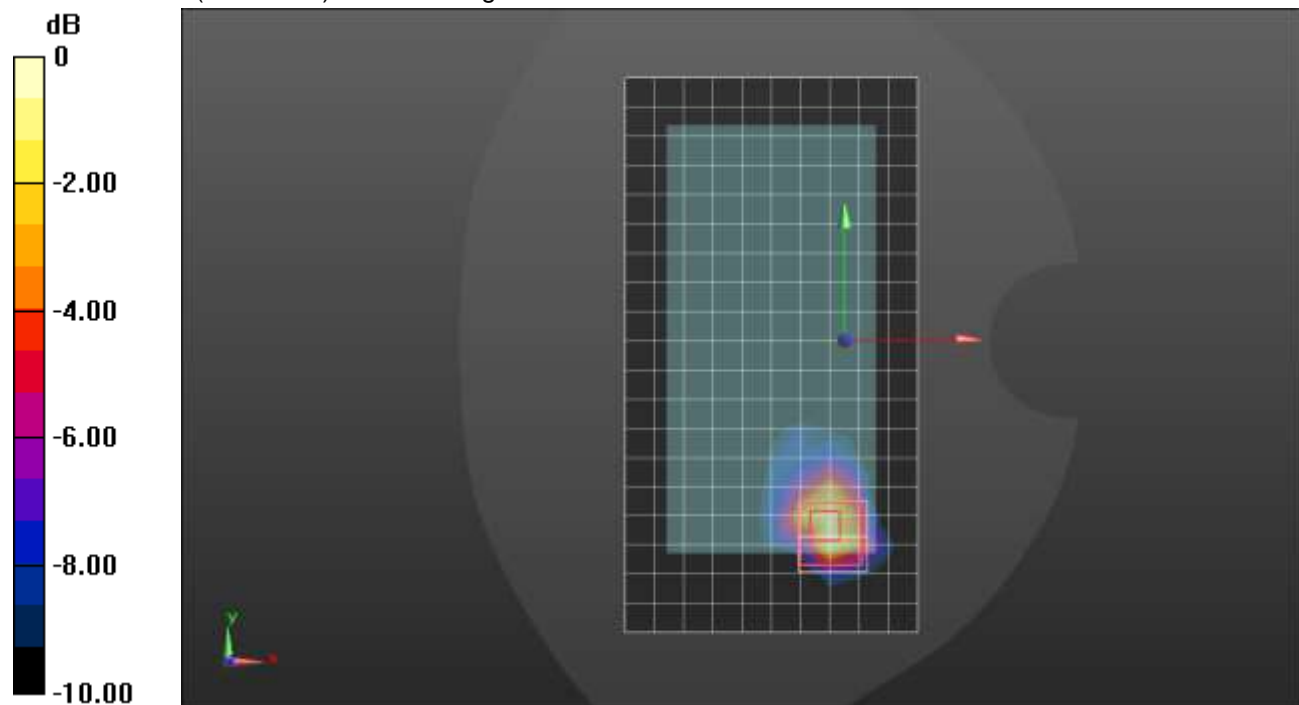
Peak SAR (extrapolated) = 0.961 W/kg

SAR(1 g) = 0.266 W/kg; SAR(10 g) = 0.088 W/kg

Smallest distance from peaks to all points 3 dB below = 5.7 mm

Ratio of SAR at M2 to SAR at M1 = 55.1%

Maximum value of SAR (measured) = 0.594 W/kg



0 dB = 0.594 W/kg = -2.26 dBW/kg

Wi-Fi 5.5GHz ANT 5 Cell On

Frequency: 5610 MHz; Duty Cycle: 1:1; Room Ambient Temperature: 24.0°C; Liquid Temperature: 23.0°C

Medium parameters used: $f = 5610$ MHz; $\sigma = 5.074$ S/m; $\epsilon_r = 34.621$; $\rho = 1000$ kg/m³

DASY5 Configuration:

- Area Scan Setting: Find Secondary Maximum Within: 2.0 dB and with a peak SAR value greater than 0.0012W/kg
- Electronics: DAE4 Sn1258; Calibrated: 3/18/2021
- Probe: EX3DV4 - SN3902; ConvF(4.85, 4.85, 4.85) @ 5610 MHz; Calibrated: 3/18/2021
- Sensor-Surface: 1.4mm (Mechanical Surface Detection)
- Phantom: Twin-SAM V5.0 (20deg probe tilt); Type: SAM;

LHS/Touch_802.11ac_VHT80_Ch 122/Area Scan (13x17x1): Measurement grid: dx=10mm, dy=10mm

Maximum value of SAR (measured) = 0.0440 W/kg

LHS/Touch_802.11ac_VHT80_Ch 122/Zoom Scan (7x7x12)/Cube 0: Measurement grid: dx=4mm, dy=4mm, dz=2mm

Reference Value = 1.515 V/m; Power Drift = -0.10 dB


Peak SAR (extrapolated) = 0.312 W/kg

SAR(1 g) = 0.030 W/kg; SAR(10 g) = 0.00859 W/kg

Smallest distance from peaks to all points 3 dB below: Larger than measurement grid

Ratio of SAR at M2 to SAR at M1 = 87.9%

Maximum value of SAR (measured) = 0.0887 W/kg



0 dB = 0.0887 W/kg = -10.52 dBW/kg

Wi-Fi 5.5GHz ANT 5 Cell On

Frequency: 5610 MHz; Duty Cycle: 1:1; Room Ambient Temperature: 24.0°C; Liquid Temperature: 23.0°C

Medium parameters used: $f = 5610$ MHz; $\sigma = 4.833$ S/m; $\epsilon_r = 35.028$; $\rho = 1000$ kg/m³

DASY5 Configuration:

- Area Scan Setting: Find Secondary Maximum Within: 2.0 dB and with a peak SAR value greater than 0.0012W/kg
- Electronics: DAE4 Sn1258; Calibrated: 3/18/2021
- Probe: EX3DV4 - SN3902; ConvF(4.85, 4.85, 4.85) @ 5610 MHz; Calibrated: 3/18/2021
- Sensor-Surface: 1.4mm (Mechanical Surface Detection)
- Phantom: Twin-SAM V5.0 (20deg probe tilt); Type: QD 000 P40 CD; Serial: 1740

Rear/802.11ac_VHT80_Ch 122/Area Scan (11x19x1): Measurement grid: dx=10mm, dy=10mm
Maximum value of SAR (measured) = 0.552 W/kg

Rear/802.11ac_VHT80_Ch 122/Zoom Scan (7x7x12)/Cube 0: Measurement grid: dx=4mm, dy=4mm, dz=2mm

Reference Value = 9.743 V/m; Power Drift = 0.06 dB

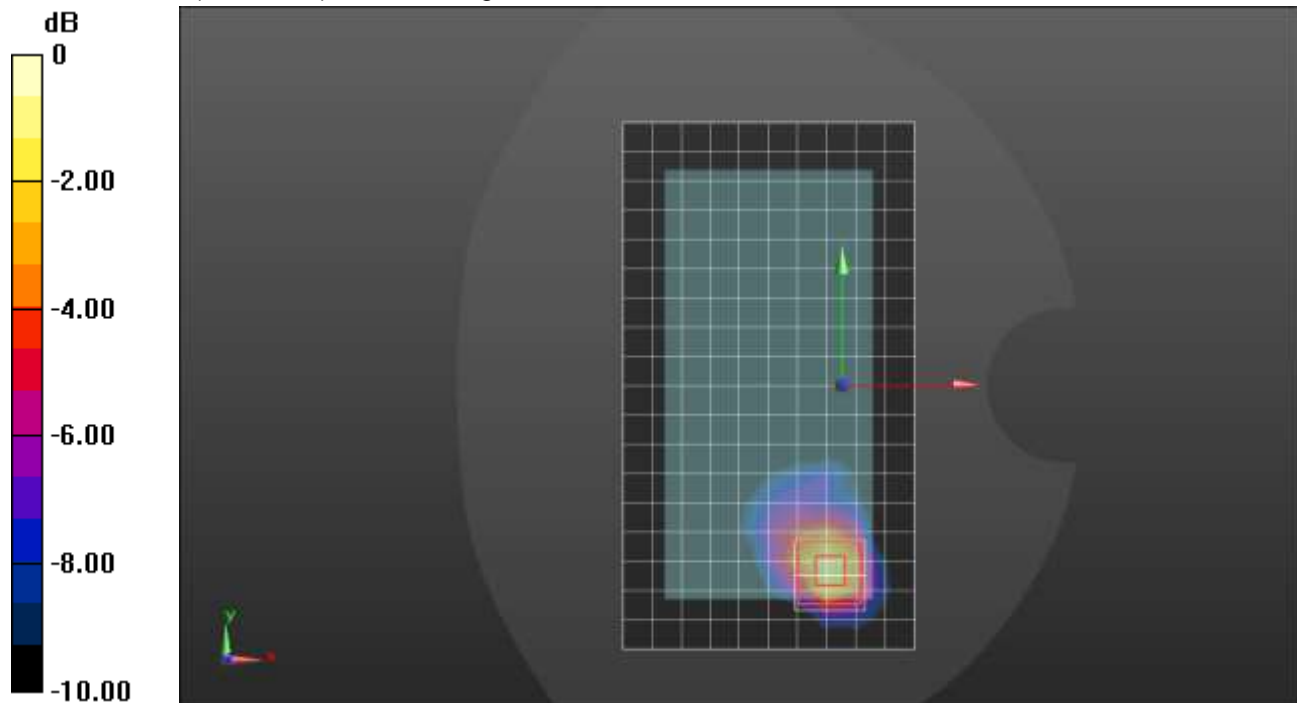
Peak SAR (extrapolated) = 1.07 W/kg

SAR(1 g) = 0.269 W/kg; SAR(10 g) = 0.092 W/kg

Smallest distance from peaks to all points 3 dB below = 8.5 mm

Ratio of SAR at M2 to SAR at M1 = 53.2%

Maximum value of SAR (measured) = 0.627 W/kg



0 dB = 0.627 W/kg = -2.03 dBW/kg

Wi-Fi 5.8GHz ANT5 Cell On

Frequency: 5775 MHz; Duty Cycle: 1:1; Room Ambient Temperature: 24.0°C; Liquid Temperature: 23.0°C

Medium parameters used: $f = 5775$ MHz; $\sigma = 5.378$ S/m; $\epsilon_r = 36.425$; $\rho = 1000$ kg/m³

DASY5 Configuration:

- Area Scan Setting: Find Secondary Maximum Within: 2.0 dB and with a peak SAR value greater than 0.0012W/kg
- Electronics: DAE4 Sn1544; Calibrated: 1/27/2021
- Probe: EX3DV4 - SN7501; ConvF(5.15, 5.15, 5.15) @ 5775 MHz; Calibrated: 3/18/2021
- Sensor-Surface: 1.4mm (Mechanical Surface Detection (Locations From Previous Scan Used)), Sensor-Surface: 1.4mm (Mechanical Surface Detection)
- Phantom: Twin-SAM V5.0 (30deg probe tilt); Type: QD 000 P40 CD; Serial: 1831

RHS/Touch_802.11ac_VHT80_Ch 155/Area Scan (12x19x1): Measurement grid: dx=10mm, dy=10mm
Maximum value of SAR (measured) = 0.195 W/kg

RHS/Touch_802.11ac_VHT80_Ch 155/Zoom Scan (8x9x12)/Cube 0: Measurement grid: dx=4mm, dy=4mm, dz=2mm

Reference Value = 5.164 V/m; Power Drift = 0.13 dB

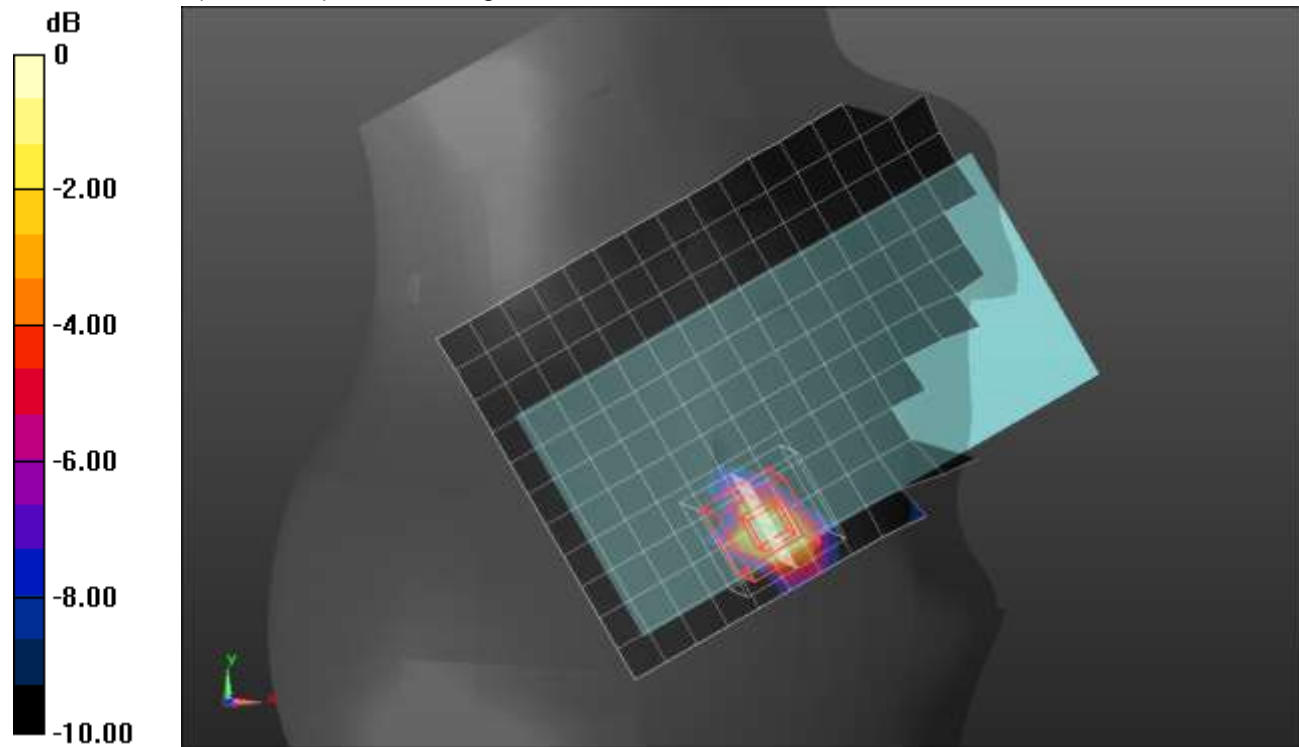
Peak SAR (extrapolated) = 0.331 W/kg

SAR(1 g) = 0.074 W/kg; SAR(10 g) = 0.021 W/kg

Smallest distance from peaks to all points 3 dB below = 6.3 mm

Ratio of SAR at M2 to SAR at M1 = 51%

Maximum value of SAR (measured) = 0.205 W/kg



0 dB = 0.205 W/kg = -6.88 dBW/kg

Wi-Fi 5.8GHz ANT5 Cell On

Frequency: 5775 MHz; Duty Cycle: 1:1; Room Ambient Temperature: 24.0°C; Liquid Temperature: 23.0°C

Medium parameters used: $f = 5775$ MHz; $\sigma = 5.374$ S/m; $\epsilon_r = 34.501$; $\rho = 1000$ kg/m³

DASY5 Configuration:

- Area Scan Setting: Find Secondary Maximum Within: 2.0 dB and with a peak SAR value greater than 0.0012W/kg
- Electronics: DAE4 Sn1258; Calibrated: 3/18/2021
- Probe: EX3DV4 - SN3902; ConvF(5.05, 5.05, 5.05) @ 5775 MHz; Calibrated: 3/18/2021
- Sensor-Surface: 1.4mm (Mechanical Surface Detection)
- Phantom: Twin-SAM V5.0 (20deg probe tilt); Type: QD000P40CD; Serial: 1629

Rear/802.11ac_VHT80_Ch 155 /Area Scan (12x19x1): Measurement grid: dx=10mm, dy=10mm

Maximum value of SAR (measured) = 0.557 W/kg

Rear/802.11ac_VHT80_Ch 155 /Zoom Scan (7x7x12)/Cube 0: Measurement grid: dx=4mm, dy=4mm, dz=2mm

Reference Value = 9.158 V/m; Power Drift = -0.05 dB

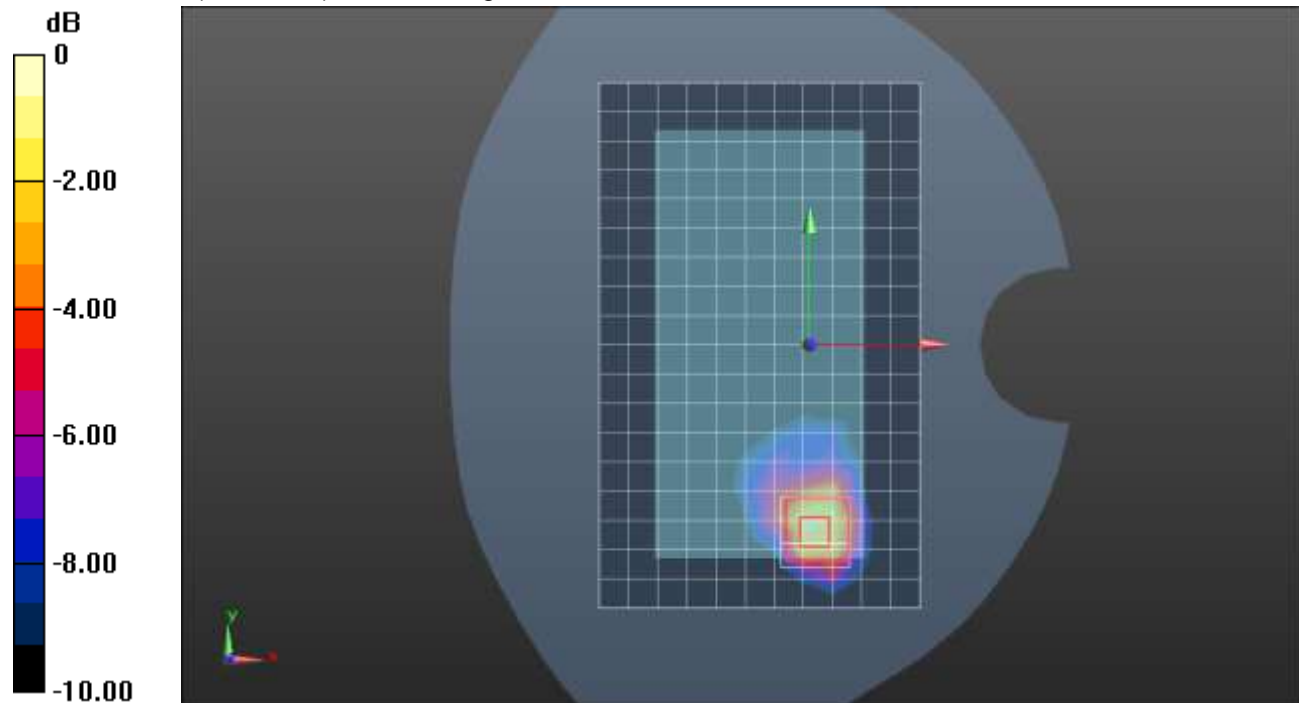
Peak SAR (extrapolated) = 1.25 W/kg

SAR(1 g) = 0.295 W/kg; SAR(10 g) = 0.107 W/kg

Smallest distance from peaks to all points 3 dB below = 7.5 mm

Ratio of SAR at M2 to SAR at M1 = 48.7%

Maximum value of SAR (measured) = 0.688 W/kg



Wi-Fi 5.2GHz ANT 6 Cell On

Frequency: 5210 MHz; Duty Cycle: 1:1; Room Ambient Temperature: 24.0°C; Liquid Temperature: 23.0°C

Medium parameters used: $f = 5210$ MHz; $\sigma = 4.714$ S/m; $\epsilon_r = 35.688$; $\rho = 1000$ kg/m³

DASY5 Configuration:

- Area Scan Setting: Find Secondary Maximum Within: 2.0 dB and with a peak SAR value greater than 0.0012W/kg
- Electronics: DAE4 Sn1258; Calibrated: 3/18/2021
- Probe: EX3DV4 - SN3902; ConvF(5.25, 5.25, 5.25) @ 5210 MHz; Calibrated: 3/18/2021
- Sensor-Surface: 1.4mm (Mechanical Surface Detection (Locations From Previous Scan Used)), Sensor-Surface: 1.4mm (Mechanical Surface Detection)
- Phantom: Twin-SAM V5.0 (20deg probe tilt); Type: SAM;

RHS/Touch_802.11ac_VHT80_Ch 42/Area Scan (11x19x1): Measurement grid: dx=10mm, dy=10mm

Maximum value of SAR (measured) = 0.303 W/kg

RHS/Touch_802.11ac_VHT80_Ch 42/Zoom Scan (7x7x12)/Cube 0: Measurement grid: dx=4mm, dy=4mm, dz=2mm

Reference Value = 1.482 V/m; Power Drift = 0.11 dB

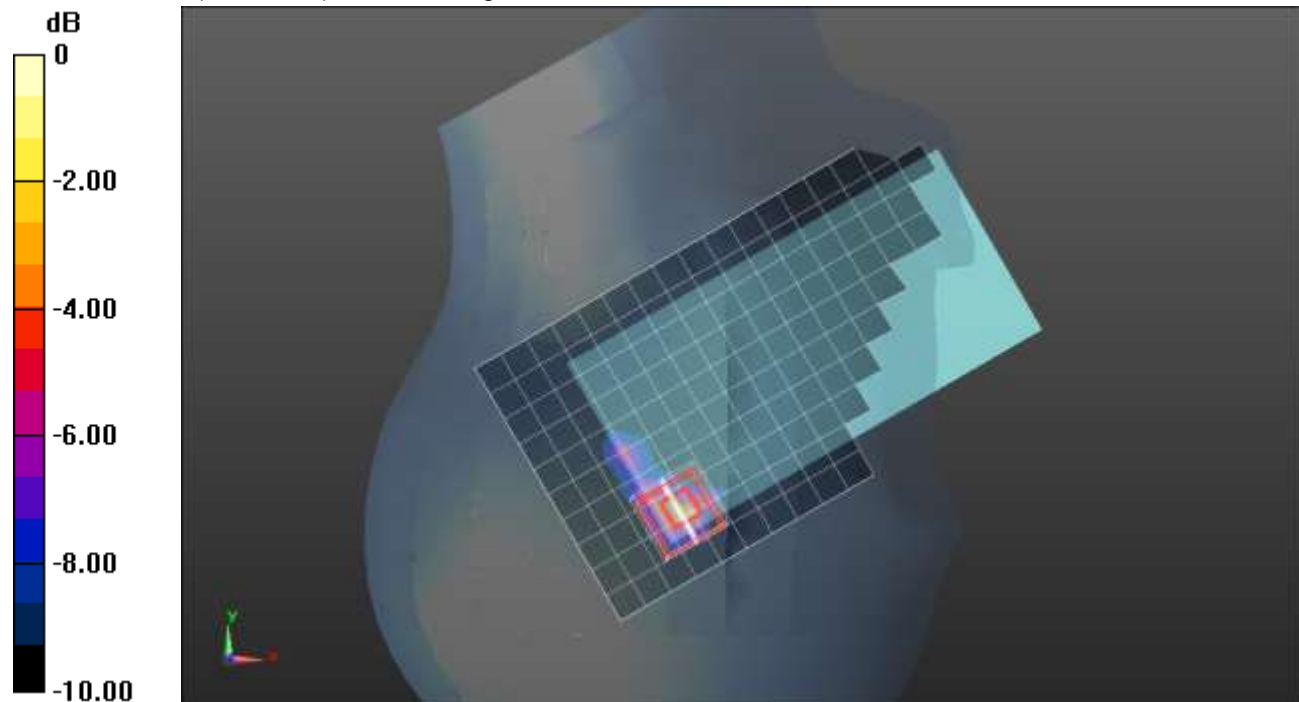
Peak SAR (extrapolated) = 0.704 W/kg

SAR(1 g) = 0.180 W/kg; SAR(10 g) = 0.053 W/kg

Smallest distance from peaks to all points 3 dB below = 3.3 mm

Ratio of SAR at M2 to SAR at M1 = 62.9%

Maximum value of SAR (measured) = 0.583 W/kg



0 dB = 0.583 W/kg = -2.34 dBW/kg

Wi-Fi 5.2GHz ANT 6 Cell On

Frequency: 5210 MHz; Duty Cycle: 1:1; Room Ambient Temperature: 24.0°C; Liquid Temperature: 23.0°C

Medium parameters used: $f = 5210$ MHz; $\sigma = 4.714$ S/m; $\epsilon_r = 35.688$; $\rho = 1000$ kg/m³

DASY5 Configuration:

- Area Scan Setting: Find Secondary Maximum Within: 2.0 dB and with a peak SAR value greater than 0.0012W/kg
- Electronics: DAE4 Sn1258; Calibrated: 3/18/2021
- Probe: EX3DV4 - SN3902; ConvF(5.25, 5.25, 5.25) @ 5210 MHz; Calibrated: 3/18/2021
- Sensor-Surface: 1.4mm (Mechanical Surface Detection)
- Phantom: Twin-SAM V5.0 (20deg probe tilt); Type: QD 000 P40 CD; Serial: 1740

Rear/802.11ac_VHT80_Ch 42 /Area Scan (12x18x1): Measurement grid: dx=10mm, dy=10mm
Maximum value of SAR (measured) = 0.567 W/kg

Rear/802.11ac_VHT80_Ch 42 /Zoom Scan (7x7x12)/Cube 0: Measurement grid: dx=4mm, dy=4mm, dz=2mm

Reference Value = 9.582 V/m; Power Drift = -0.04 dB

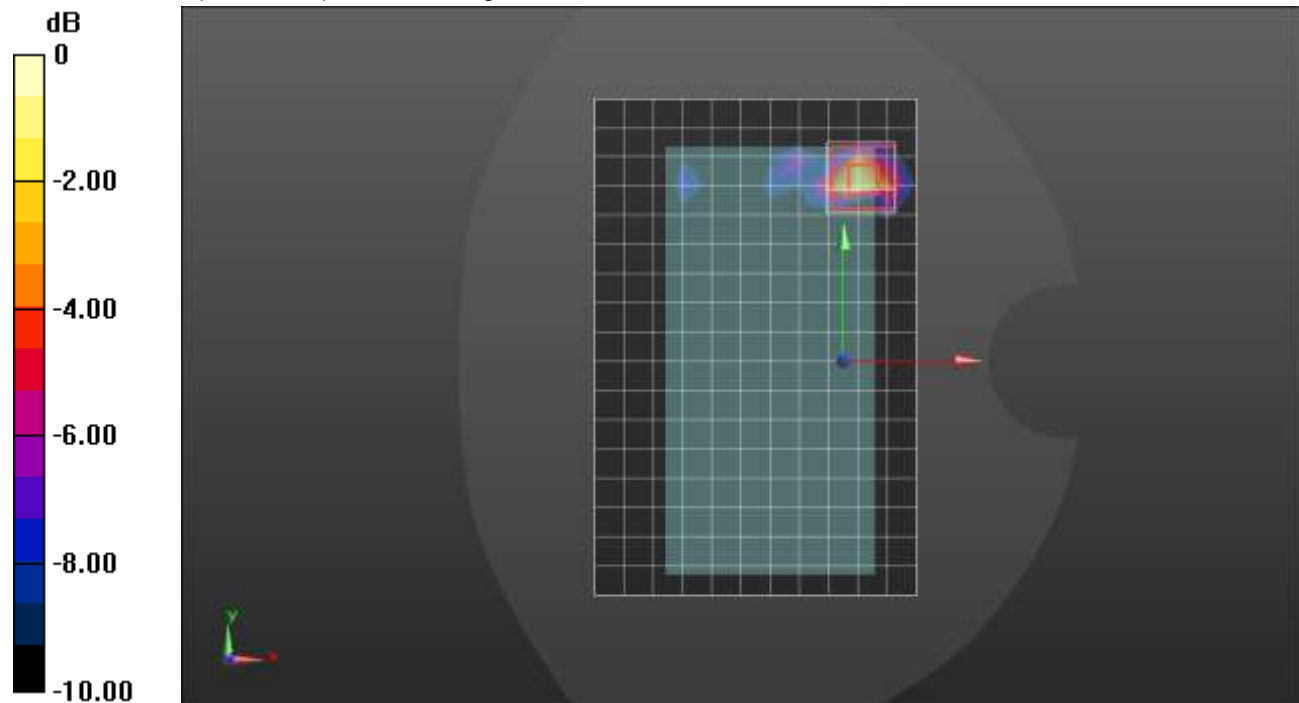
Peak SAR (extrapolated) = 0.993 W/kg

SAR(1 g) = 0.258 W/kg; SAR(10 g) = 0.071 W/kg

Smallest distance from peaks to all points 3 dB below = 4.7 mm

Ratio of SAR at M2 to SAR at M1 = 56.2%

Maximum value of SAR (measured) = 0.644 W/kg



0 dB = 0.644 W/kg = -1.91 dBW/kg

Wi-Fi 5.5GHz ANT 6 Cell On

Frequency: 5610 MHz; Duty Cycle: 1:1; Room Ambient Temperature: 24.0°C; Liquid Temperature: 23.0°C

Medium parameters used: $f = 5610$ MHz; $\sigma = 5.146$ S/m; $\epsilon_r = 34.885$; $\rho = 1000$ kg/m³

DASY5 Configuration:

- Area Scan Setting: Find Secondary Maximum Within: 2.0 dB and with a peak SAR value greater than 0.0012W/kg
- Electronics: DAE4 Sn1258; Calibrated: 3/18/2021
- Probe: EX3DV4 - SN3902; ConvF(4.85, 4.85, 4.85) @ 5610 MHz; Calibrated: 3/18/2021
- Sensor-Surface: 1.4mm (Mechanical Surface Detection)
- Phantom: Twin-SAM V5.0 (20deg probe tilt); Type: QD 000 P40 CD; Serial: 1740

RHS/Touch_802.11ac_VHT80_Ch 122/Area Scan (11x19x1): Measurement grid: dx=10mm, dy=10mm
Maximum value of SAR (measured) = 0.478 W/kg

RHS/Touch_802.11ac_VHT80_Ch 122/Zoom Scan (10x10x12)/Cube 0: Measurement grid:
dx=4mm, dy=4mm, dz=2mm

Reference Value = 2.993 V/m; Power Drift = -0.06 dB

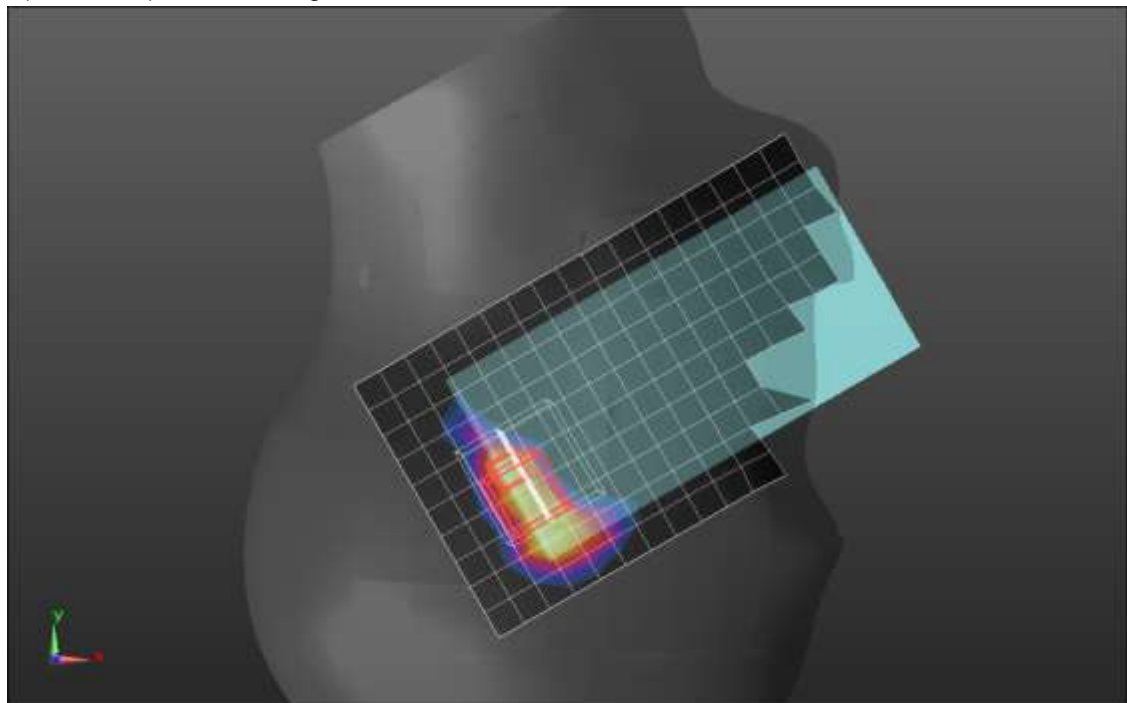
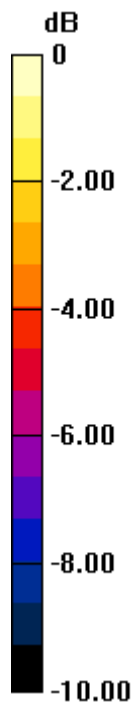
Peak SAR (extrapolated) = 0.757 W/kg

SAR(1 g) = 0.175 W/kg; SAR(10 g) = 0.052 W/kg

Smallest distance from peaks to all points 3 dB below = 4.8 mm

Ratio of SAR at M2 to SAR at M1 = 50.8%

Maximum value of SAR (measured) = 0.502 W/kg



0 dB = 0.502 W/kg = -2.99 dBW/kg

Wi-Fi 5.5GHz ANT 6 Cell On

Frequency: 5610 MHz; Duty Cycle: 1:1; Room Ambient Temperature: 24.0°C; Liquid Temperature: 23.0°C

Medium parameters used: $f = 5610$ MHz; $\sigma = 4.847$ S/m; $\epsilon_r = 36.479$; $\rho = 1000$ kg/m³

DASY5 Configuration:

- Area Scan Setting: Find Secondary Maximum Within: 2.0 dB and with a peak SAR value greater than 0.0012W/kg
- Electronics: DAE4 Sn1433; Calibrated: 2/24/2021
- Probe: EX3DV4 - SN7356; ConvF(5.04, 5.04, 5.04) @ 5610 MHz; Calibrated: 3/19/2021
- Sensor-Surface: 1.4mm (Mechanical Surface Detection (Locations From Previous Scan Used)), Sensor-Surface: 1.4mm (Mechanical Surface Detection)
- Phantom: Twin-SAM V5.0 (20deg probe tilt); Type: SAM;

Rear/802.11ac_VHT80_Ch 122/Area Scan (10x17x1): Measurement grid: dx=10mm, dy=10mm

Maximum value of SAR (measured) = 0.393 W/kg

Rear/802.11ac_VHT80_Ch 122/Zoom Scan (7x7x12)/Cube 0: Measurement grid: dx=4mm, dy=4mm, dz=2mm

Reference Value = 7.937 V/m; Power Drift = -0.14 dB

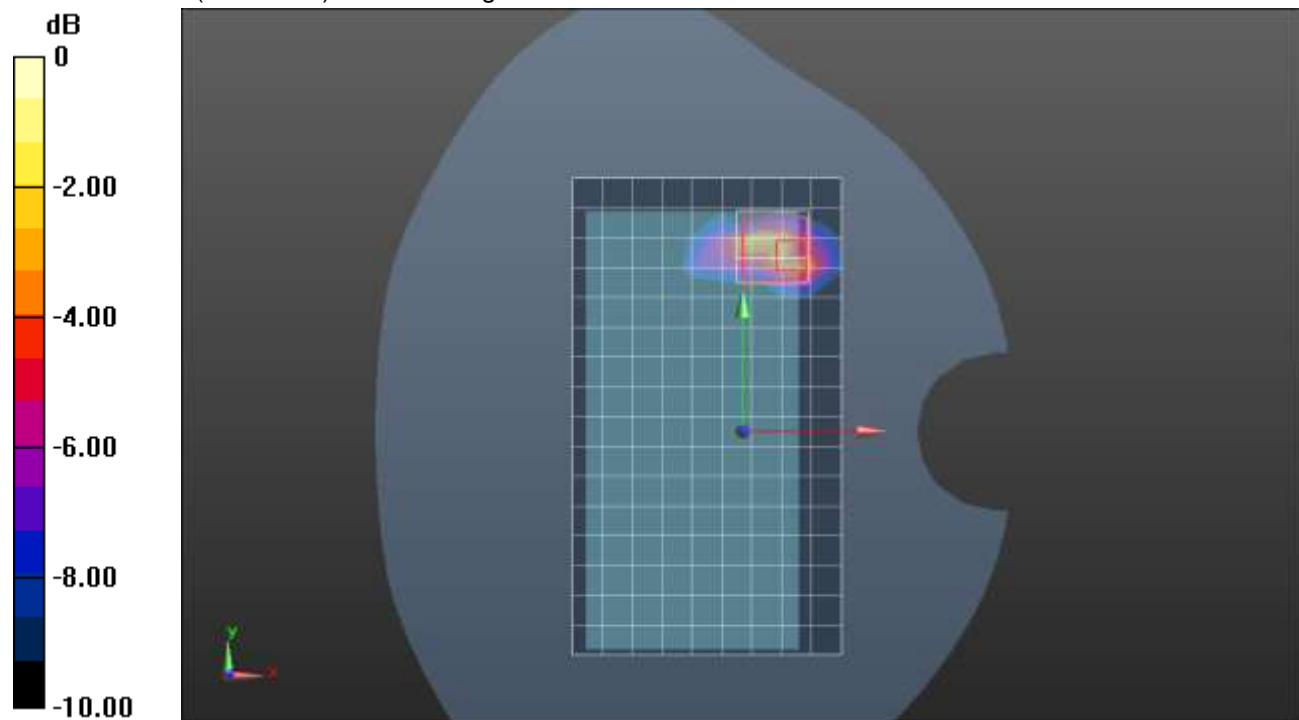
Peak SAR (extrapolated) = 1.17 W/kg

SAR(1 g) = 0.241 W/kg; SAR(10 g) = 0.072 W/kg

Smallest distance from peaks to all points 3 dB below = 5.1 mm

Ratio of SAR at M2 to SAR at M1 = 52.8%

Maximum value of SAR (measured) = 0.684 W/kg



0 dB = 0.684 W/kg = -1.65 dBW/kg

Wi-Fi 5.8GHz ANT 6 Cell On

Frequency: 5775 MHz; Duty Cycle: 1:1; Room Ambient Temperature: 24.0°C; Liquid Temperature: 23.0°C

Medium parameters used: $f = 5775$ MHz; $\sigma = 5.001$ S/m; $\epsilon_r = 35.119$; $\rho = 1000$ kg/m³

DASY5 Configuration:

- Area Scan Setting: Find Secondary Maximum Within: 2.0 dB and with a peak SAR value greater than 0.0012W/kg
- Electronics: DAE4 Sn1544; Calibrated: 1/27/2021
- Probe: EX3DV4 - SN7501; ConvF(5.15, 5.15, 5.15) @ 5775 MHz; Calibrated: 3/18/2021
- Sensor-Surface: 1.4mm (Mechanical Surface Detection)
- Phantom: Twin-SAM V5.0 (20deg probe tilt); Type: QD000P40CD; Serial: 1629

RHS/Touch_802.11ac_VHT80_Ch 155 /Area Scan (13x19x1): Measurement grid: dx=10mm, dy=10mm

Maximum value of SAR (measured) = 0.540 W/kg

RHS/Touch_802.11ac_VHT80_Ch 155 /Zoom Scan (7x7x12)/Cube 0: Measurement grid: dx=4mm, dy=4mm, dz=2mm

Reference Value = 8.790 V/m; Power Drift = -0.08 dB

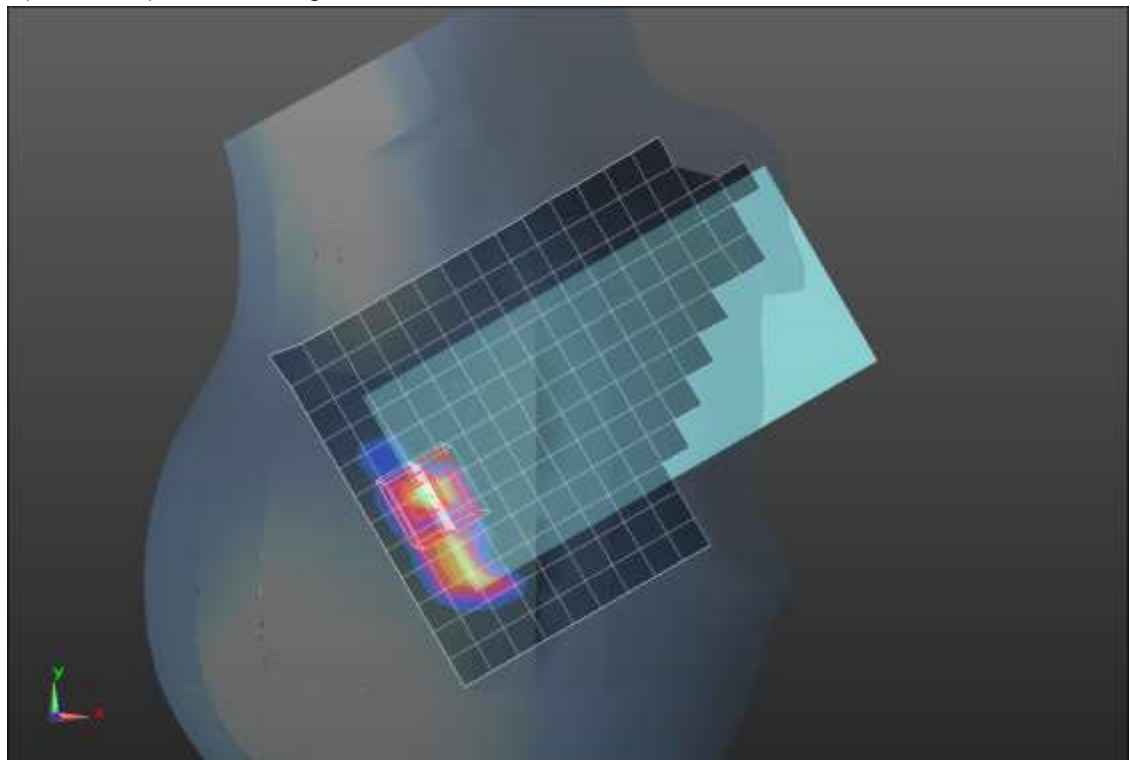
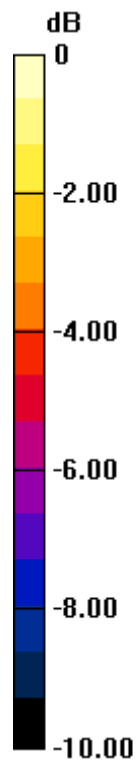
Peak SAR (extrapolated) = 1.60 W/kg

SAR(1 g) = 0.201 W/kg; SAR(10 g) = 0.049 W/kg

Smallest distance from peaks to all points 3 dB below = 2.9 mm

Ratio of SAR at M2 to SAR at M1 = 62.1%

Maximum value of SAR (measured) = 0.485 W/kg



0 dB = 0.485 W/kg = -3.14 dBW/kg

Wi-Fi 5.8GHz ANT 6 Cell On

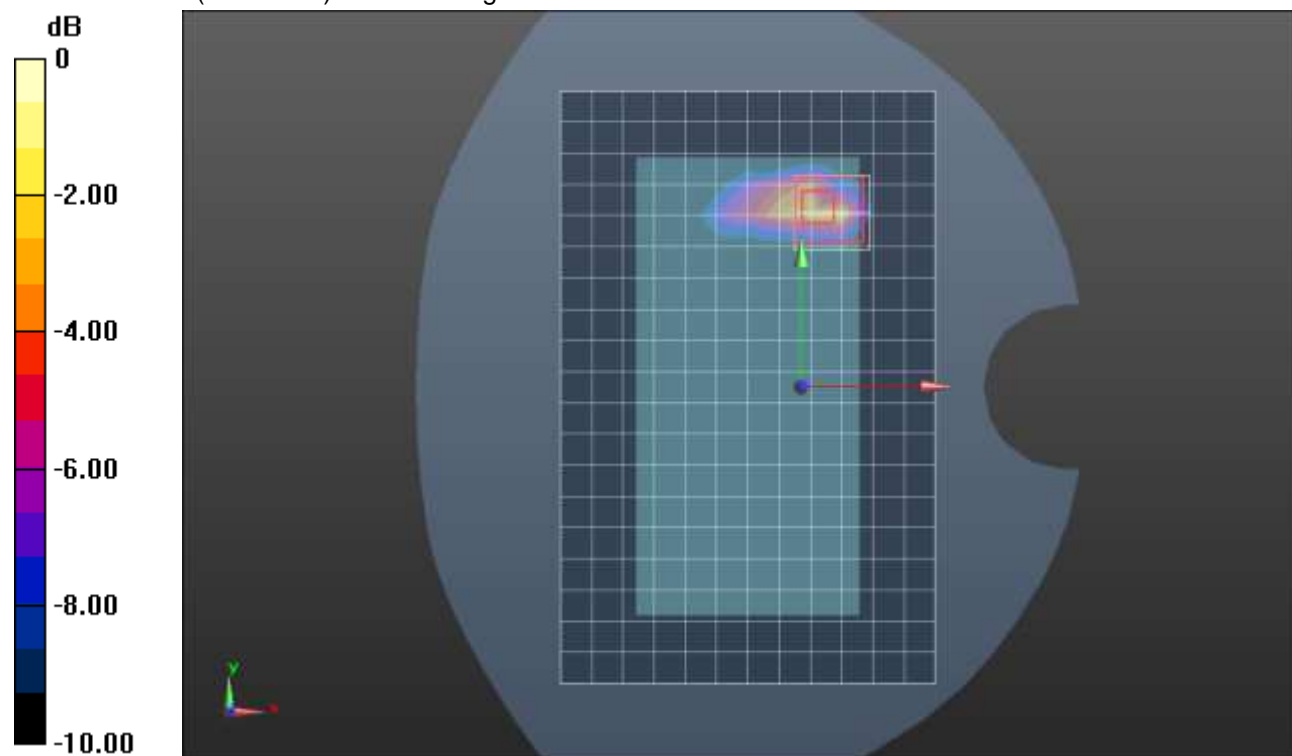
Frequency: 5775 MHz; Duty Cycle: 1:1; Room Ambient Temperature: 24.0°C; Liquid Temperature: 23.0°C
Medium parameters used: $f = 5775$ MHz; $\sigma = 5.071$ S/m; $\epsilon_r = 36.82$; $\rho = 1000$ kg/m³

DASY5 Configuration:

- Area Scan Setting: Find Secondary Maximum Within: 2.0 dB and with a peak SAR value greater than 0.0012W/kg
- Electronics: DAE4 Sn1544; Calibrated: 1/27/2021
- Probe: EX3DV4 - SN7501; ConvF(5.15, 5.15, 5.15) @ 5775 MHz; Calibrated: 3/18/2021
- Sensor-Surface: 1.4mm (Mechanical Surface Detection)
- Phantom: Twin-SAM V5.0 (20deg probe tilt); Type: QD000P40CD; Serial: 1629

Rear/802.11ac_VHT80_Ch 155/Area Scan (13x20x1): Measurement grid: dx=10mm, dy=10mm
Maximum value of SAR (measured) = 0.523 W/kg

Rear/802.11ac_VHT80_Ch 155/Zoom Scan (7x7x12)/Cube 0: Measurement grid: dx=4mm, dy=4mm, dz=2mm
Reference Value = 5.998 V/m; Power Drift = 0.14 dB
Peak SAR (extrapolated) = 2.91 W/kg
SAR(1 g) = 0.298 W/kg; SAR(10 g) = 0.079 W/kg
Smallest distance from peaks to all points 3 dB below = 4.3 mm
Ratio of SAR at M2 to SAR at M1 = 48.9%
Maximum value of SAR (measured) = 0.854 W/kg



0 dB = 0.854 W/kg = -0.69 dBW/kg

Bluetooth_ANT 3_PLow

Frequency: 2441 MHz; Duty Cycle: 1:1; Room Ambient Temperature: 24.0°C; Liquid Temperature: 23.0°C

Medium parameters used (interpolated): $f = 2441$ MHz; $\sigma = 1.866$ S/m; $\epsilon_r = 40.25$; $\rho = 1000$ kg/m³

DASY5 Configuration:

- Area Scan Setting: Find Secondary Maximum Within: 2.0 dB and with a peak SAR value greater than 0.0012W/kg
- Electronics: DAE4 Sn1540; Calibrated: 1/27/2021
- Probe: EX3DV4 - SN7500; ConvF(7.69, 7.69, 7.69) @ 2441 MHz; Calibrated: 3/18/2021
- Sensor-Surface: 1.4mm (Mechanical Surface Detection)
- Phantom: Twin-SAM V5.0 (30deg probe tilt); Type: QD 000 P40 CD; Serial: 1831

LHS/Touch_GFSK_ch 39 /Area Scan (9x16x1): Measurement grid: dx=12mm, dy=12mm

[Info: Interpolated medium parameters used for SAR evaluation.](#)

Maximum value of SAR (measured) = 0.0302 W/kg

LHS/Touch_GFSK_ch 39 /Zoom Scan (7x7x7)/Cube 0: Measurement grid: dx=5mm, dy=5mm, dz=5mm

Reference Value = 3.531 V/m; Power Drift = -0.17 dB

Peak SAR (extrapolated) = 0.0490 W/kg

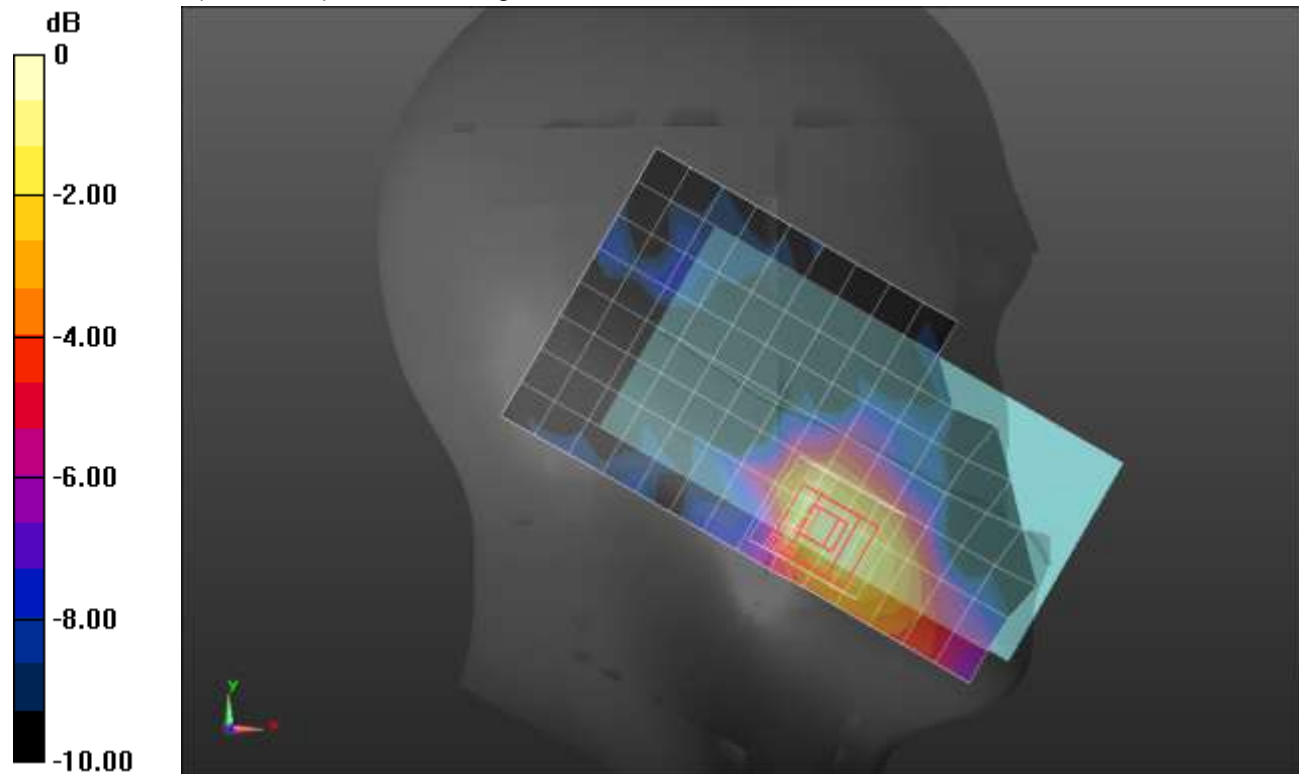
SAR(1 g) = 0.022 W/kg; SAR(10 g) = 0.012 W/kg

Smallest distance from peaks to all points 3 dB below: Larger than measurement grid

Ratio of SAR at M2 to SAR at M1 = 45.6%

[Info: Interpolated medium parameters used for SAR evaluation.](#)

Maximum value of SAR (measured) = 0.0359 W/kg



0 dB = 0.0359 W/kg = -14.45 dBW/kg

Bluetooth_ANT 3_PLow

Frequency: 2441 MHz; Duty Cycle: 1:1; Room Ambient Temperature: 24.0°C; Liquid Temperature: 23.0°C

Medium parameters used (interpolated): $f = 2441$ MHz; $\sigma = 1.834$ S/m; $\epsilon_r = 37.719$; $\rho = 1000$ kg/m³

DASY5 Configuration:

- Area Scan Setting: Find Secondary Maximum Within: 2.0 dB and with a peak SAR value greater than 0.0012W/kg
- Electronics: DAE4 Sn1540; Calibrated: 1/27/2021
- Probe: EX3DV4 - SN7500; ConvF(7.69, 7.69, 7.69) @ 2441 MHz; Calibrated: 3/18/2021
- Sensor-Surface: 1.4mm (Mechanical Surface Detection)
- Phantom: Twin-SAM V5.0 (30deg probe tilt); Type: QD 000 P40 CE; Serial: xxxx

Front/GFSK DH5_ch 39 /Area Scan (10x16x1): Measurement grid: dx=12mm, dy=12mm

[Info: Interpolated medium parameters used for SAR evaluation.](#)

Maximum value of SAR (measured) = 0.113 W/kg

Front/GFSK DH5_ch 39 /Zoom Scan (8x10x7)/Cube 0: Measurement grid: dx=5mm, dy=5mm, dz=5mm

Reference Value = 7.281 V/m; Power Drift = 0.01 dB

Peak SAR (extrapolated) = 0.154 W/kg

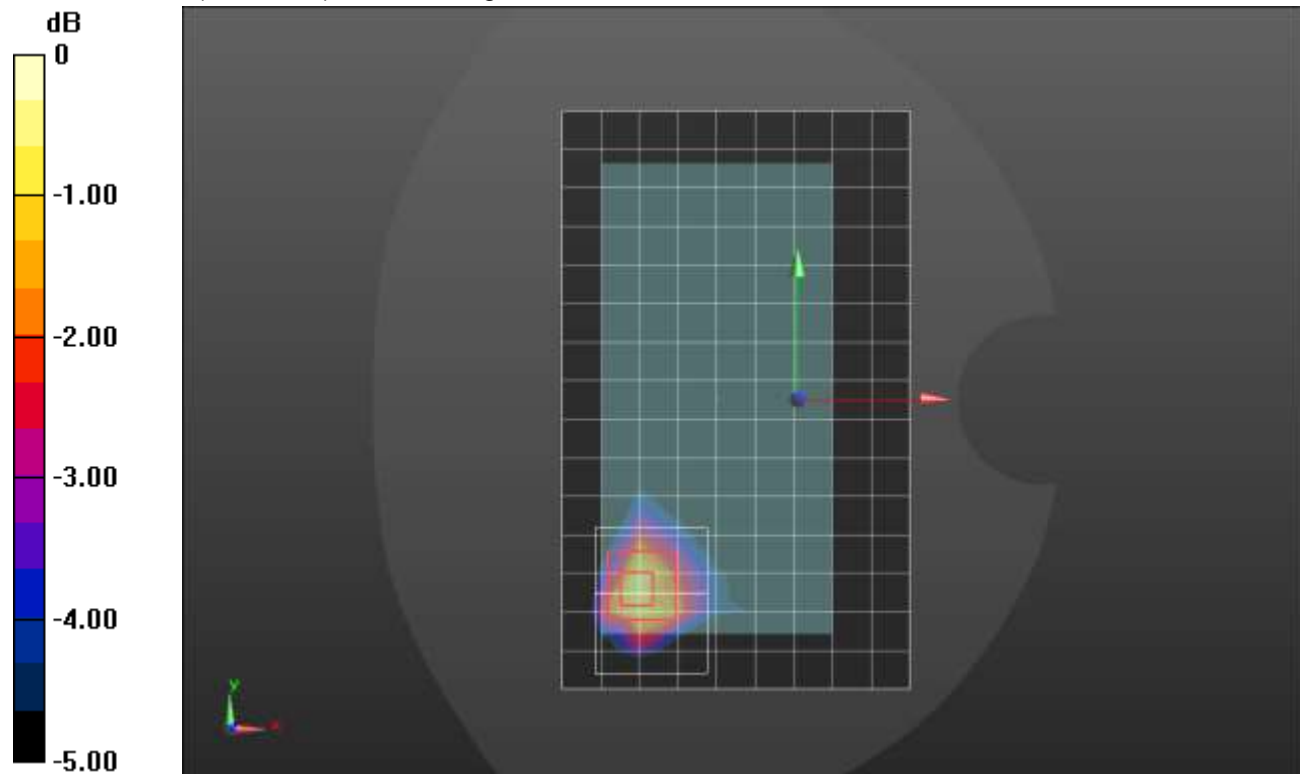
SAR(1 g) = 0.078 W/kg; SAR(10 g) = 0.040 W/kg

Smallest distance from peaks to all points 3 dB below = 10 mm

Ratio of SAR at M2 to SAR at M1 = 50%

[Info: Interpolated medium parameters used for SAR evaluation.](#)

Maximum value of SAR (measured) = 0.124 W/kg



0 dB = 0.124 W/kg = -9.07 dBW/kg

Bluetooth_ANT 3_PHigh

Frequency: 2441 MHz; Duty Cycle: 1:1; Room Ambient Temperature: 24.0°C; Liquid Temperature: 23.0°C

Medium parameters used (interpolated): $f = 2441$ MHz; $\sigma = 1.834$ S/m; $\epsilon_r = 37.719$; $\rho = 1000$ kg/m³

DASY5 Configuration:

- Area Scan Setting: Find Secondary Maximum Within: 2.0 dB and with a peak SAR value greater than 0.0012W/kg
- Electronics: DAE4 Sn1540; Calibrated: 1/27/2021
- Probe: EX3DV4 - SN7500; ConvF(7.69, 7.69, 7.69) @ 2441 MHz; Calibrated: 3/18/2021
- Sensor-Surface: 1.4mm (Mechanical Surface Detection)
- Phantom: Twin-SAM V5.0 (30deg probe tilt); Type: QD 000 P40 CE; Serial: xxxx

LHS/Touch_GFSK_ch 39 /Area Scan (10x16x1): Measurement grid: dx=12mm, dy=12mm

[Info: Interpolated medium parameters used for SAR evaluation.](#)

Maximum value of SAR (measured) = 0.219 W/kg

LHS/Touch_GFSK_ch 39 /Zoom Scan (7x7x7)/Cube 0: Measurement grid: dx=5mm, dy=5mm, dz=5mm

Reference Value = 8.611 V/m; Power Drift = 0.10 dB

Peak SAR (extrapolated) = 0.297 W/kg

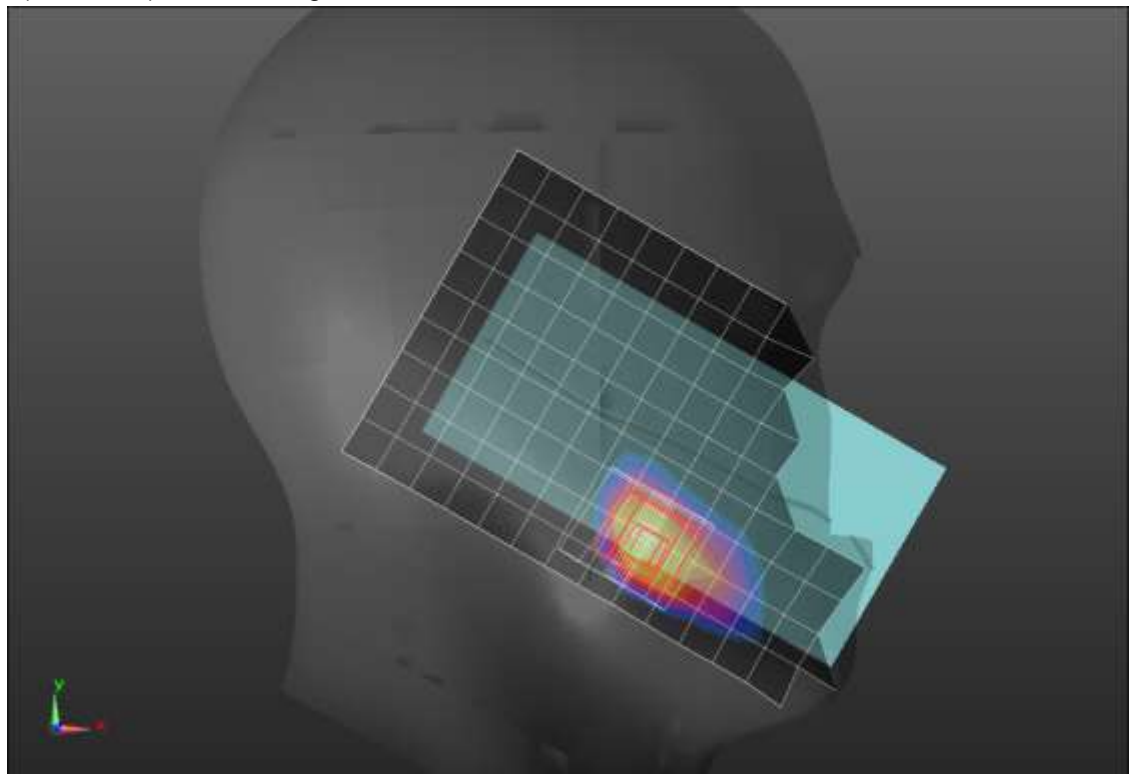
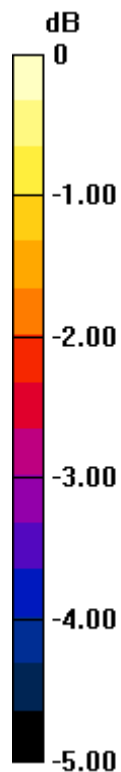
SAR(1 g) = 0.159 W/kg; SAR(10 g) = 0.086 W/kg

Smallest distance from peaks to all points 3 dB below = 11.1 mm

Ratio of SAR at M2 to SAR at M1 = 51.5%

[Info: Interpolated medium parameters used for SAR evaluation.](#)

Maximum value of SAR (measured) = 0.238 W/kg



0 dB = 0.238 W/kg = -6.23 dBW/kg

Bluetooth_ANT 3_PHigh

Frequency: 2441 MHz; Duty Cycle: 1:1; Room Ambient Temperature: 24.0°C; Liquid Temperature: 23.0°C

Medium parameters used (interpolated): $f = 2441$ MHz; $\sigma = 1.834$ S/m; $\epsilon_r = 37.719$; $\rho = 1000$ kg/m³

DASY5 Configuration:

- Area Scan Setting: Find Secondary Maximum Within: 2.0 dB and with a peak SAR value greater than 0.0012W/kg
- Electronics: DAE4 Sn1540; Calibrated: 1/27/2021
- Probe: EX3DV4 - SN7500; ConvF(7.69, 7.69, 7.69) @ 2441 MHz; Calibrated: 3/18/2021
- Sensor-Surface: 1.4mm (Mechanical Surface Detection)
- Phantom: Twin-SAM V5.0 (30deg probe tilt); Type: QD 000 P40 CE; Serial: xxxx

Rear/GFSK DH5_ch 39/Area Scan (9x16x1): Measurement grid: dx=12mm, dy=12mm

[Info: Interpolated medium parameters used for SAR evaluation.](#)

Maximum value of SAR (measured) = 0.430 W/kg

Rear/GFSK DH5_ch 39/Zoom Scan (7x7x7)/Cube 0: Measurement grid: dx=5mm, dy=5mm, dz=5mm

Reference Value = 13.75 V/m; Power Drift = -0.04 dB

Peak SAR (extrapolated) = 0.697 W/kg

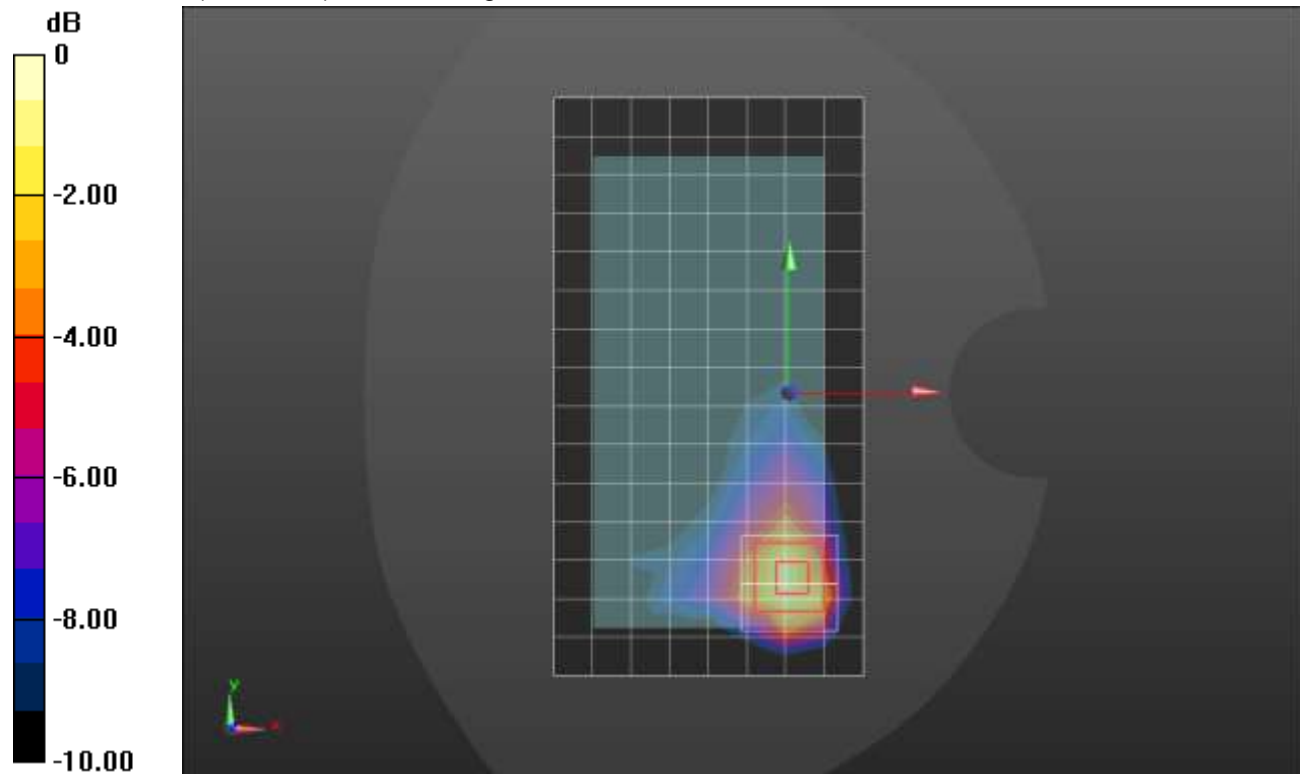
SAR(1 g) = 0.307 W/kg; SAR(10 g) = 0.142 W/kg

Smallest distance from peaks to all points 3 dB below = 8.5 mm

Ratio of SAR at M2 to SAR at M1 = 44.9%

[Info: Interpolated medium parameters used for SAR evaluation.](#)

Maximum value of SAR (measured) = 0.522 W/kg



0 dB = 0.522 W/kg = -2.82 dBW/kg

Bluetooth_ANT 3_PStandalone

Frequency: 2441 MHz; Duty Cycle: 1:1; Room Ambient Temperature: 24.0°C; Liquid Temperature: 23.0°C

Medium parameters used (interpolated): $f = 2441$ MHz; $\sigma = 1.834$ S/m; $\epsilon_r = 37.719$; $\rho = 1000$ kg/m³

DASY5 Configuration:

- Area Scan Setting: Find Secondary Maximum Within: 2.0 dB and with a peak SAR value greater than 0.0012W/kg
- Electronics: DAE4 Sn1540; Calibrated: 1/27/2021
- Probe: EX3DV4 - SN7500; ConvF(7.69, 7.69, 7.69) @ 2441 MHz; Calibrated: 3/18/2021
- Sensor-Surface: 1.4mm (Mechanical Surface Detection)
- Phantom: Twin-SAM V5.0 (30deg probe tilt); Type: QD 000 P40 CE; Serial: xxxx

LHS/Touch_GFSK_ch 39/Area Scan (11x16x1): Measurement grid: dx=12mm, dy=12mm

Maximum value of SAR (measured) = 0.394 W/kg

LHS/Touch_GFSK_ch 39/Zoom Scan (7x7x7)/Cube 0: Measurement grid: dx=5mm, dy=5mm, dz=5mm

Reference Value = 13.86 V/m; Power Drift = -0.03 dB

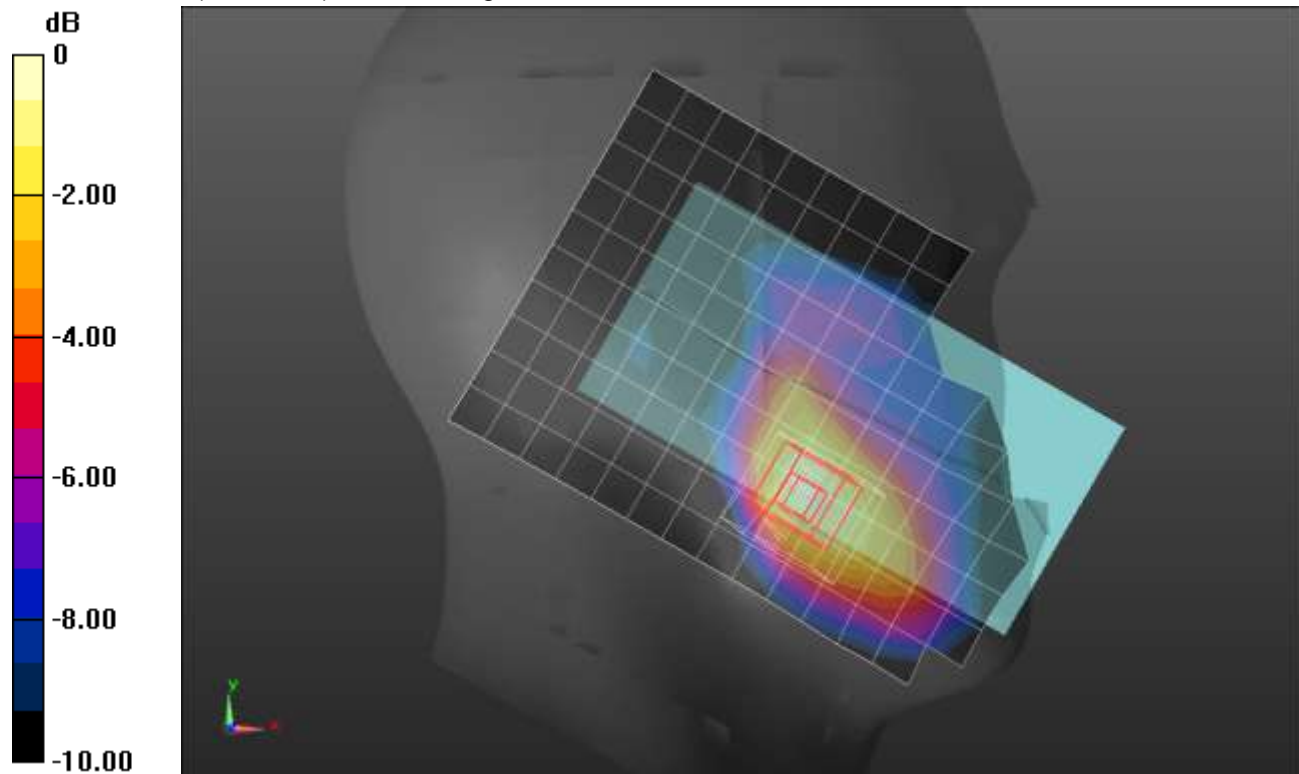
Peak SAR (extrapolated) = 0.542 W/kg

SAR(1 g) = 0.304 W/kg; SAR(10 g) = 0.172 W/kg

Smallest distance from peaks to all points 3 dB below = 11 mm

Ratio of SAR at M2 to SAR at M1 = 56.6%

Maximum value of SAR (measured) = 0.443 W/kg



0 dB = 0.443 W/kg = -3.54 dBW/kg

Bluetooth_ANT 3_PStandalone

Frequency: 2480 MHz; Duty Cycle: 1:1; Room Ambient Temperature: 24.0°C; Liquid Temperature: 23.0°C

Medium parameters used: $f = 2480$ MHz; $\sigma = 1.868$ S/m; $\epsilon_r = 37.567$; $\rho = 1000$ kg/m³

DASY5 Configuration:

- Area Scan Setting: Find Secondary Maximum Within: 2.0 dB and with a peak SAR value greater than 0.0012W/kg
- Electronics: DAE4 Sn1540; Calibrated: 1/27/2021
- Probe: EX3DV4 - SN7500; ConvF(7.69, 7.69, 7.69) @ 2480 MHz; Calibrated: 3/18/2021
- Sensor-Surface: 1.4mm (Mechanical Surface Detection)
- Phantom: Twin-SAM V5.0 (30deg probe tilt); Type: QD 000 P40 CE; Serial: xxxx

Rear/GFSK DH5_ch 78/Area Scan (11x16x1): Measurement grid: dx=12mm, dy=12mm

Maximum value of SAR (measured) = 0.954 W/kg

Rear/GFSK DH5_ch 78/Zoom Scan (9x9x7)/Cube 0: Measurement grid: dx=5mm, dy=5mm, dz=5mm

Reference Value = 18.62 V/m; Power Drift = 0.15 dB

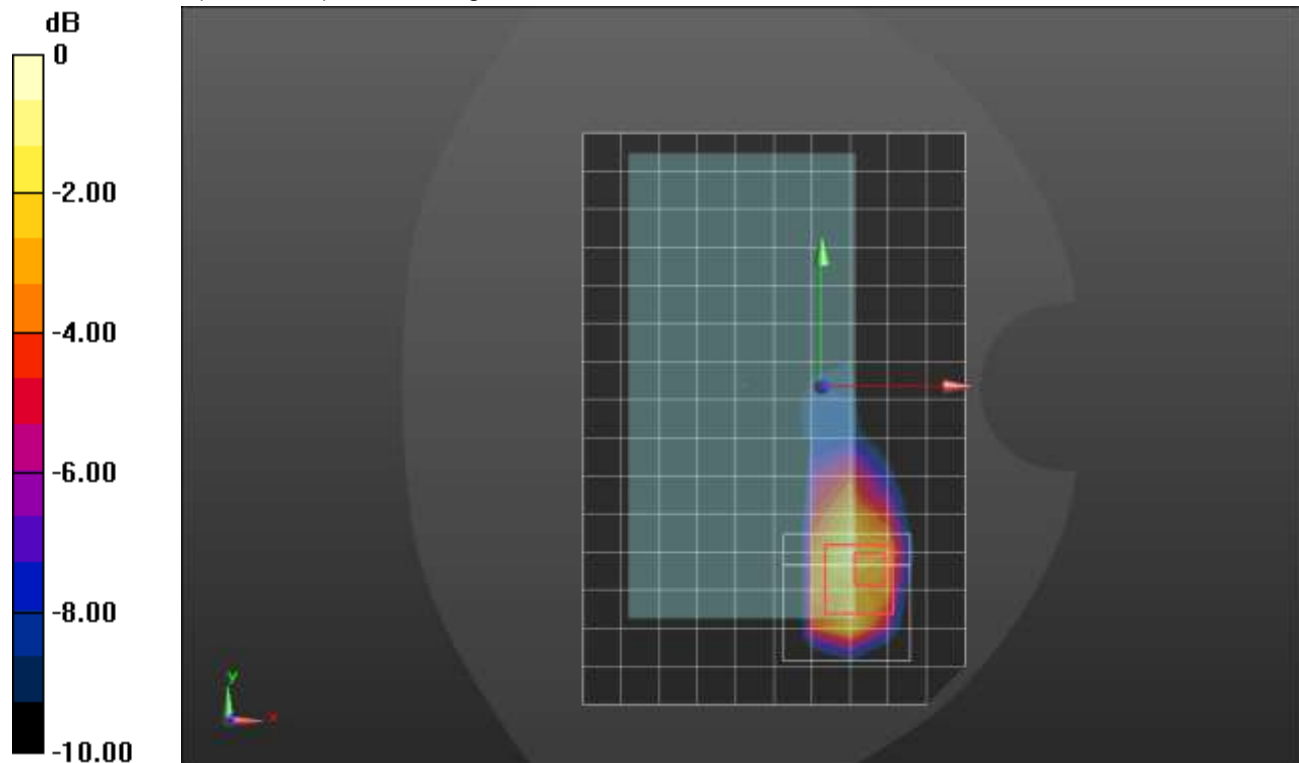
Peak SAR (extrapolated) = 1.50 W/kg

SAR(1 g) = 0.665 W/kg; SAR(10 g) = 0.307 W/kg

Smallest distance from peaks to all points 3 dB below = 6 mm

Ratio of SAR at M2 to SAR at M1 = 45.3%

Maximum value of SAR (measured) = 1.19 W/kg



0 dB = 1.19 W/kg = 0.76 dBW/kg

Bluetooth_ANT 3_PStandalone

Frequency: 2480 MHz; Duty Cycle: 1:1.29033; Room Ambient Temperature: 24.0°C; Liquid Temperature: 23.0°C
Medium parameters used: $f = 2480$ MHz; $\sigma = 1.824$ S/m; $\epsilon_r = 37.458$; $\rho = 1000$ kg/m³

DASY5 Configuration:

- Area Scan Setting: Find Secondary Maximum Within: 2.0 dB and with a peak SAR value greater than 0.0012W/kg
- Electronics: DAE4 Sn1540; Calibrated: 1/27/2021
- Probe: EX3DV4 - SN7500; ConvF(7.69, 7.69, 7.69) @ 2480 MHz; Calibrated: 3/18/2021
- Sensor-Surface: 2.5mm (Mechanical Surface Detection)
- Phantom: Twin-SAM V5.0 (30deg probe tilt); Type: QD 000 P40 CD; Serial: 1831

Edge 4/GFSK_ch 78/Area Scan (8x18x1): Measurement grid: dx=12mm, dy=12mm

Maximum value of SAR (measured) = 1.30 W/kg

Edge 4/GFSK_ch 78/Zoom Scan (7x7x7)/Cube 0: Measurement grid: dx=5mm, dy=5mm, dz=5mm

Reference Value = 27.05 V/m; Power Drift = -0.19 dB

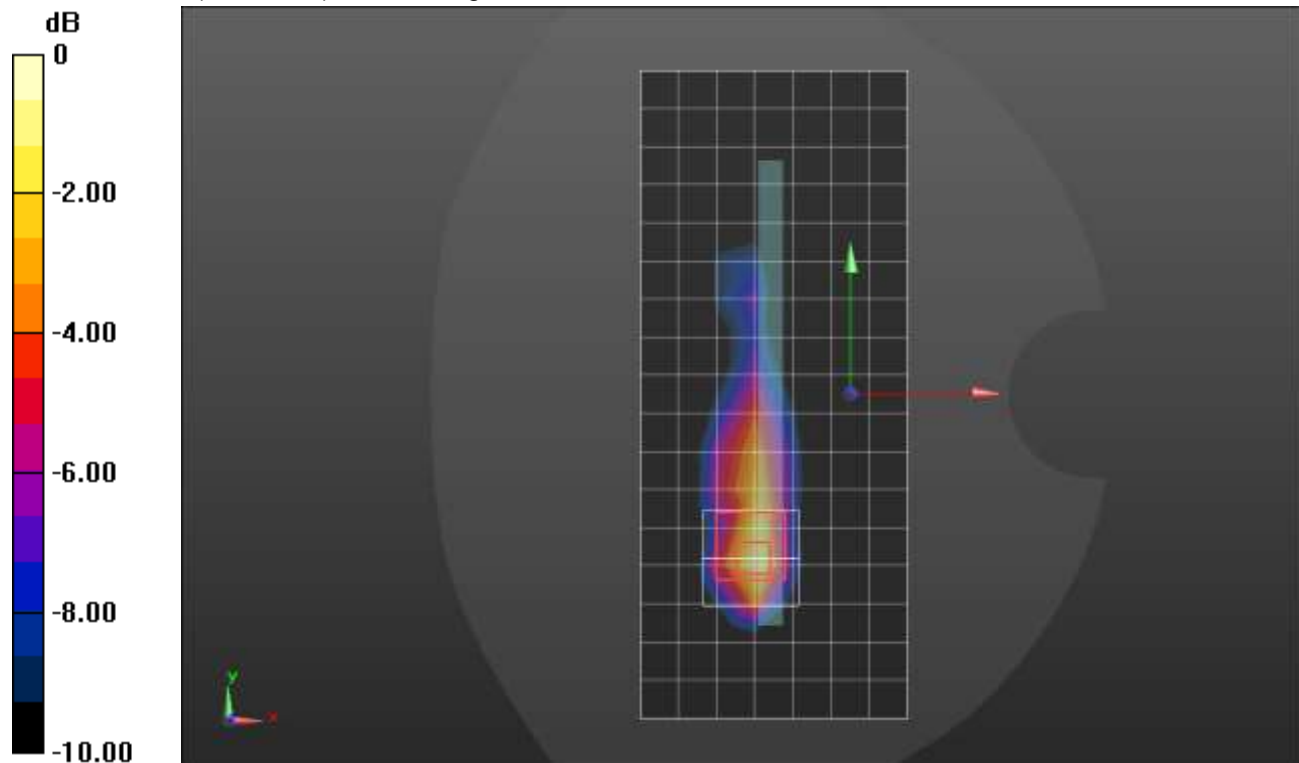
Peak SAR (extrapolated) = 2.30 W/kg

SAR(1 g) = 0.824 W/kg; SAR(10 g) = 0.330 W/kg

Smallest distance from peaks to all points 3 dB below = 7.1 mm

Ratio of SAR at M2 to SAR at M1 = 41.9%

Maximum value of SAR (measured) = 1.32 W/kg



0 dB = 1.32 W/kg = 1.21 dBW/kg

Bluetooth_ANT 4_PLow

Frequency: 2441 MHz; Duty Cycle: 1:1; Room Ambient Temperature: 24.0°C; Liquid Temperature: 23.0°C

Medium parameters used (interpolated): $f = 2441$ MHz; $\sigma = 1.729$ S/m; $\epsilon_r = 37.417$; $\rho = 1000$ kg/m³

DASY5 Configuration:

- Area Scan Setting: Find Secondary Maximum Within: 2.0 dB and with a peak SAR value greater than 0.0012W/kg
- Electronics: DAE4 Sn1540; Calibrated: 1/27/2021
- Probe: EX3DV4 - SN7500; ConvF(7.69, 7.69, 7.69) @ 2441 MHz; Calibrated: 3/18/2021
- Sensor-Surface: 1.4mm (Mechanical Surface Detection)
- Phantom: Twin-SAM V5.0 (30deg probe tilt); Type: QD 000 P40 CE; Serial: xxxx

LHS/Touch_GFSK_ch 39 /Area Scan (11x16x1): Measurement grid: dx=12mm, dy=12mm

[Info: Interpolated medium parameters used for SAR evaluation.](#)

Maximum value of SAR (measured) = 0.0899 W/kg

LHS/Touch_GFSK_ch 39 /Zoom Scan (7x7x7)/Cube 0: Measurement grid: dx=5mm, dy=5mm, dz=5mm

Reference Value = 6.849 V/m; Power Drift = 0.11 dB

Peak SAR (extrapolated) = 0.152 W/kg

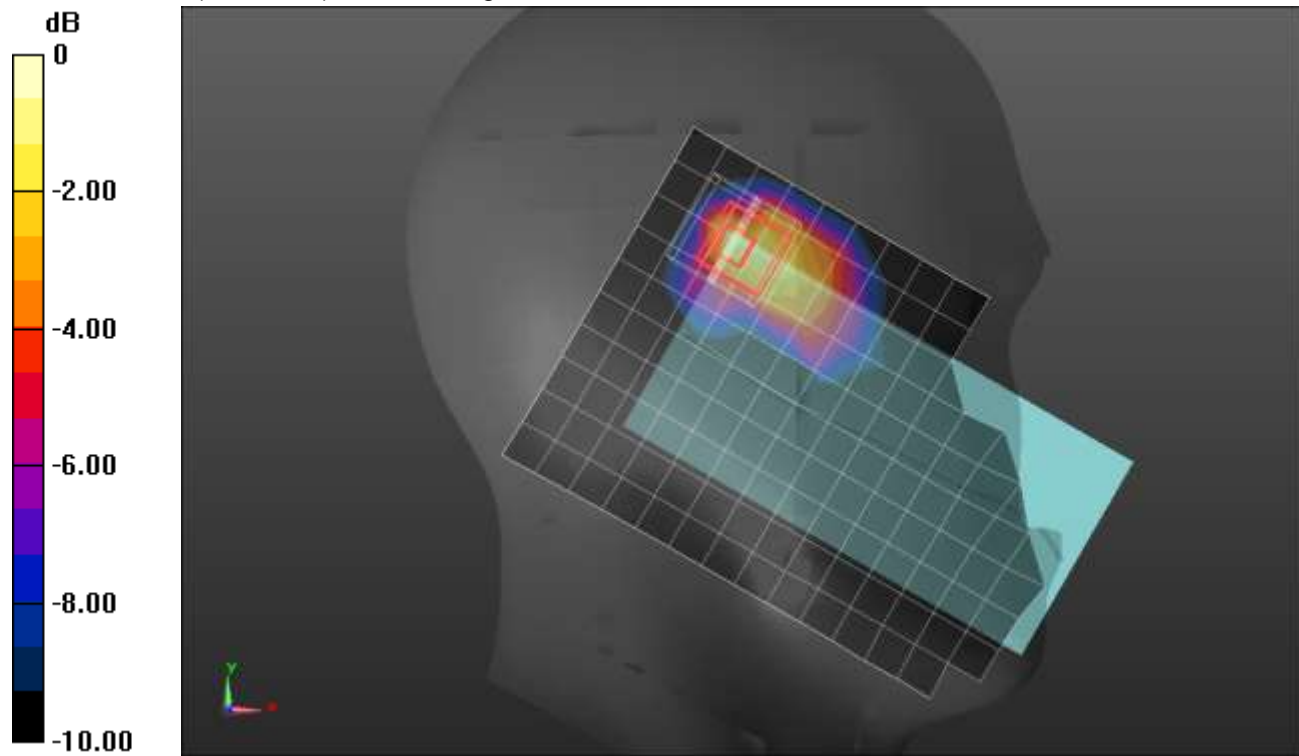
SAR(1 g) = 0.053 W/kg; SAR(10 g) = 0.025 W/kg

Smallest distance from peaks to all points 3 dB below = 5 mm

Ratio of SAR at M2 to SAR at M1 = 38.8%

[Info: Interpolated medium parameters used for SAR evaluation.](#)

Maximum value of SAR (measured) = 0.107 W/kg



0 dB = 0.107 W/kg = -9.71 dBW/kg

Bluetooth_ANT 4_PLow

Frequency: 2441 MHz; Duty Cycle: 1:1; Room Ambient Temperature: 24.0°C; Liquid Temperature: 23.0°C

Medium parameters used (interpolated): $f = 2441$ MHz; $\sigma = 1.729$ S/m; $\epsilon_r = 37.417$; $\rho = 1000$ kg/m³

DASY5 Configuration:

- Area Scan Setting: Find Secondary Maximum Within: 2.0 dB and with a peak SAR value greater than 0.0012W/kg
- Electronics: DAE4 Sn1540; Calibrated: 1/27/2021
- Probe: EX3DV4 - SN7500; ConvF(7.69, 7.69, 7.69) @ 2441 MHz; Calibrated: 3/18/2021
- Sensor-Surface: 1.4mm (Mechanical Surface Detection (Locations From Previous Scan Used)), Sensor-Surface: 1.4mm (Mechanical Surface Detection)
- Phantom: Twin-SAM V5.0 (30deg probe tilt); Type: QD 000 P40 CD; Serial: 1831

Rear/GFSK DH5_ch 39 /Area Scan (9x16x1): Measurement grid: dx=12mm, dy=12mm

[Info: Interpolated medium parameters used for SAR evaluation.](#)

Maximum value of SAR (measured) = 0.110 W/kg

Rear/GFSK DH5_ch 39 /Zoom Scan (7x7x7)/Cube 0: Measurement grid: dx=5mm, dy=5mm, dz=5mm

Reference Value = 7.169 V/m; Power Drift = -0.02 dB

Peak SAR (extrapolated) = 0.150 W/kg

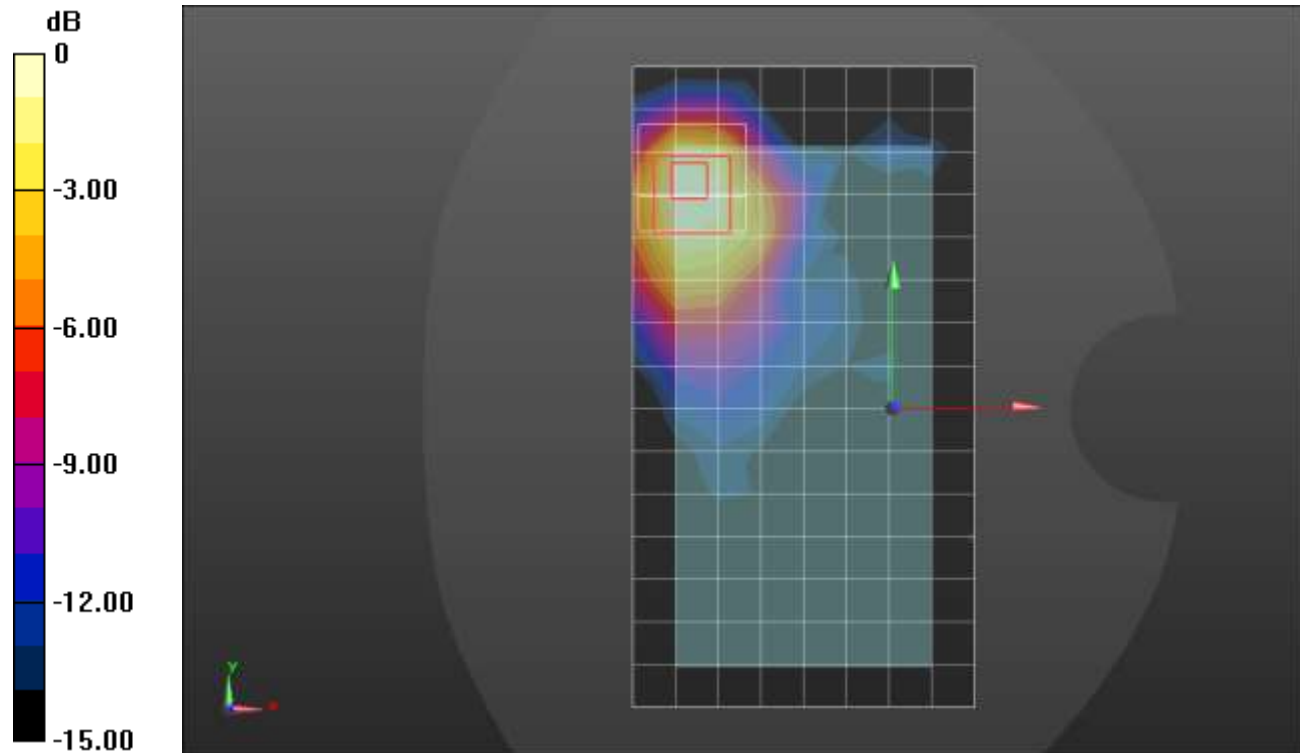
SAR(1 g) = 0.060 W/kg; SAR(10 g) = 0.031 W/kg

Smallest distance from peaks to all points 3 dB below = 7.8 mm

Ratio of SAR at M2 to SAR at M1 = 42.6%

[Info: Interpolated medium parameters used for SAR evaluation.](#)

Maximum value of SAR (measured) = 0.107 W/kg



0 dB = 0.107 W/kg = -9.71 dBW/kg

Bluetooth_ANT 4_PLow

Frequency: 2441 MHz; Duty Cycle: 1:1; Room Ambient Temperature: 24.0°C; Liquid Temperature: 23.0°C

Medium parameters used (interpolated): $f = 2441$ MHz; $\sigma = 1.729$ S/m; $\epsilon_r = 37.417$; $\rho = 1000$ kg/m³

DASY5 Configuration:

- Area Scan Setting: Find Secondary Maximum Within: 2.0 dB and with a peak SAR value greater than 0.0012W/kg
- Electronics: DAE4 Sn1540; Calibrated: 1/27/2021
- Probe: EX3DV4 - SN7500; ConvF(7.69, 7.69, 7.69) @ 2441 MHz; Calibrated: 3/18/2021
- Sensor-Surface: 2.5mm (Mechanical Surface Detection (Locations From Previous Scan Used)), Sensor-Surface: 2.5mm (Mechanical Surface Detection)
- Phantom: Twin-SAM V5.0 (30deg probe tilt); Type: QD 000 P40 CD; Serial: 1831

Edge 2/GFSK_ch 39/Area Scan (6x17x1): Measurement grid: dx=12mm, dy=12mm

Maximum value of SAR (measured) = 0.0837 W/kg

Edge 2/GFSK_ch 39/Zoom Scan (7x8x7)/Cube 0: Measurement grid: dx=5mm, dy=5mm, dz=5mm

Reference Value = 7.922 V/m; Power Drift = 0.09 dB

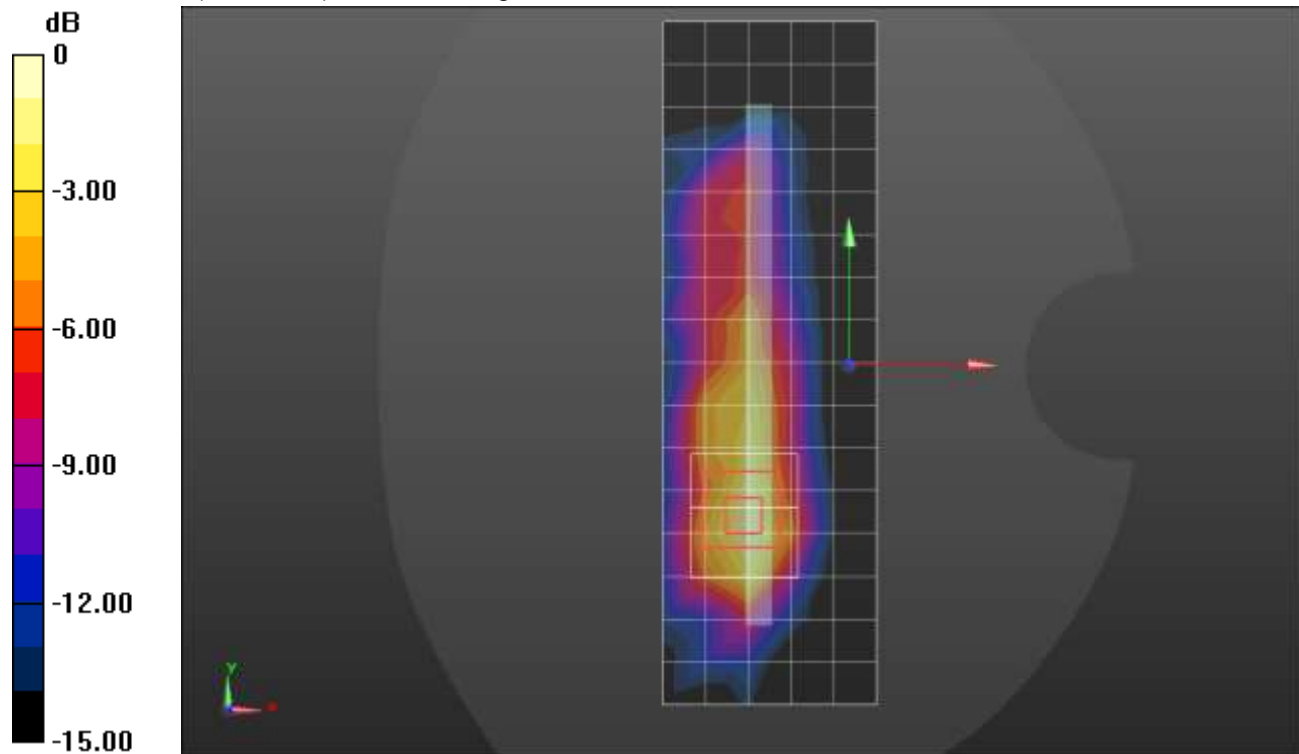
Peak SAR (extrapolated) = 0.138 W/kg

SAR(1 g) = 0.063 W/kg; SAR(10 g) = 0.029 W/kg

Smallest distance from peaks to all points 3 dB below: Larger than measurement grid

Ratio of SAR at M2 to SAR at M1 = 48.2%

Maximum value of SAR (measured) = 0.0985 W/kg



0 dB = 0.0985 W/kg = -10.07 dBW/kg

Bluetooth_ANT 4_PHigh

Frequency: 2441 MHz; Duty Cycle: 1:1; Room Ambient Temperature: 24.0°C; Liquid Temperature: 23.0°C

Medium parameters used (interpolated): $f = 2441$ MHz; $\sigma = 1.834$ S/m; $\epsilon_r = 37.719$; $\rho = 1000$ kg/m³

DASY5 Configuration:

- Area Scan Setting: Find Secondary Maximum Within: 2.0 dB and with a peak SAR value greater than 0.0012W/kg
- Electronics: DAE4 Sn1540; Calibrated: 1/27/2021
- Probe: EX3DV4 - SN7500; ConvF(7.69, 7.69, 7.69) @ 2441 MHz; Calibrated: 3/18/2021
- Sensor-Surface: 1.4mm (Mechanical Surface Detection)
- Phantom: Twin-SAM V5.0 (30deg probe tilt); Type: QD 000 P40 CE; Serial: xxxx

LHS/Touch_GFSK_ch 39 /Area Scan (9x16x1): Measurement grid: dx=12mm, dy=12mm

[Info: Interpolated medium parameters used for SAR evaluation.](#)

Maximum value of SAR (measured) = 0.335 W/kg

LHS/Touch_GFSK_ch 39 /Zoom Scan (8x9x7)/Cube 0: Measurement grid: dx=5mm, dy=5mm, dz=5mm

Reference Value = 14.87 V/m; Power Drift = -0.01 dB

Peak SAR (extrapolated) = 1.10 W/kg

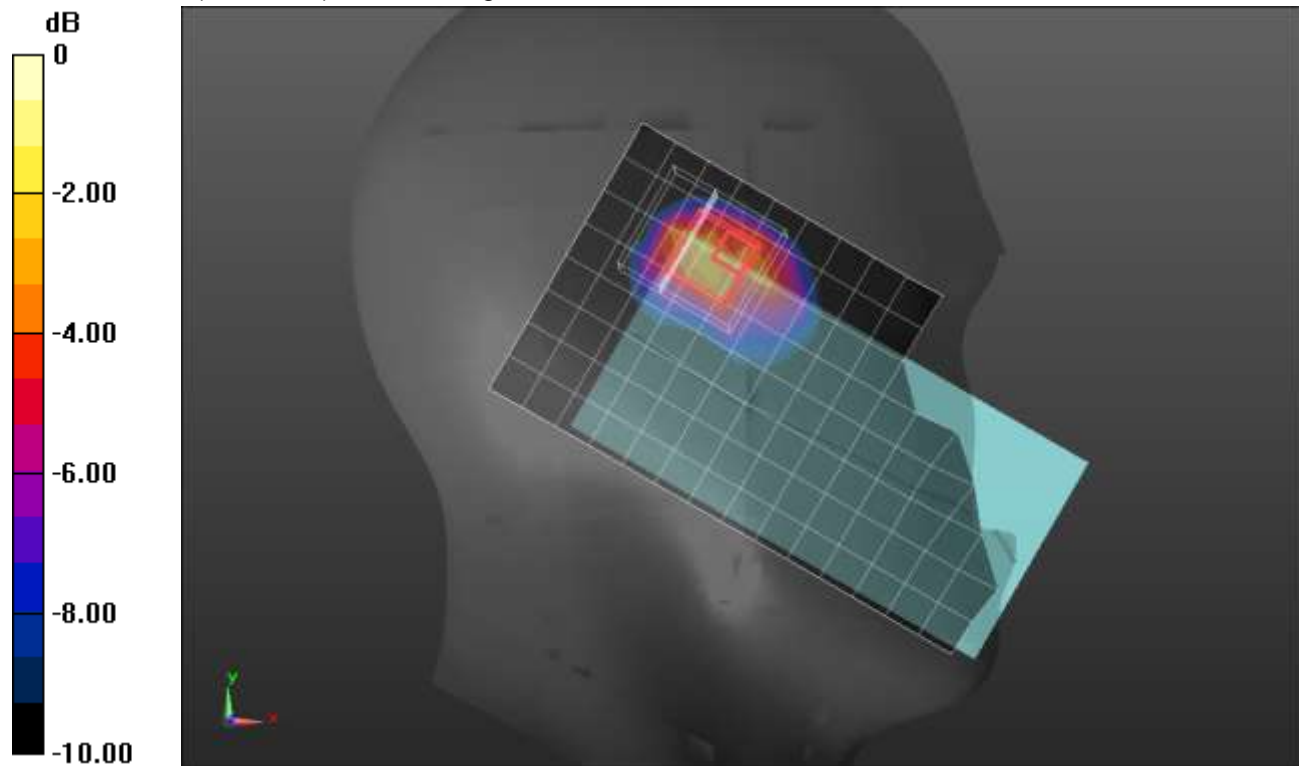
SAR(1 g) = 0.293 W/kg; SAR(10 g) = 0.141 W/kg

Smallest distance from peaks to all points 3 dB below = 2.8 mm

Ratio of SAR at M2 to SAR at M1 = 20.8%

[Info: Interpolated medium parameters used for SAR evaluation.](#)

Maximum value of SAR (measured) = 0.595 W/kg



0 dB = 0.595 W/kg = -2.25 dBW/kg

Bluetooth_ANT 4_PHigh

Frequency: 2441 MHz; Duty Cycle: 1:1; Room Ambient Temperature: 24.0°C; Liquid Temperature: 23.0°C

Medium parameters used (interpolated): $f = 2441$ MHz; $\sigma = 1.834$ S/m; $\epsilon_r = 37.719$; $\rho = 1000$ kg/m³

DASY5 Configuration:

- Area Scan Setting: Find Secondary Maximum Within: 2.0 dB and with a peak SAR value greater than 0.0012W/kg
- Electronics: DAE4 Sn1540; Calibrated: 1/27/2021
- Probe: EX3DV4 - SN7500; ConvF(7.69, 7.69, 7.69) @ 2441 MHz; Calibrated: 3/18/2021
- Sensor-Surface: 1.4mm (Mechanical Surface Detection)
- Phantom: Twin-SAM V5.0 (30deg probe tilt); Type: QD 000 P40 CE; Serial: xxxx

Rear/GFSK DH5_ch 39/Area Scan (9x16x1): Measurement grid: dx=12mm, dy=12mm

[Info: Interpolated medium parameters used for SAR evaluation.](#)

Maximum value of SAR (measured) = 0.297 W/kg

Rear/GFSK DH5_ch 39/Zoom Scan (7x7x7)/Cube 0: Measurement grid: dx=5mm, dy=5mm, dz=5mm

Reference Value = 8.336 V/m; Power Drift = -0.07 dB

Peak SAR (extrapolated) = 0.384 W/kg

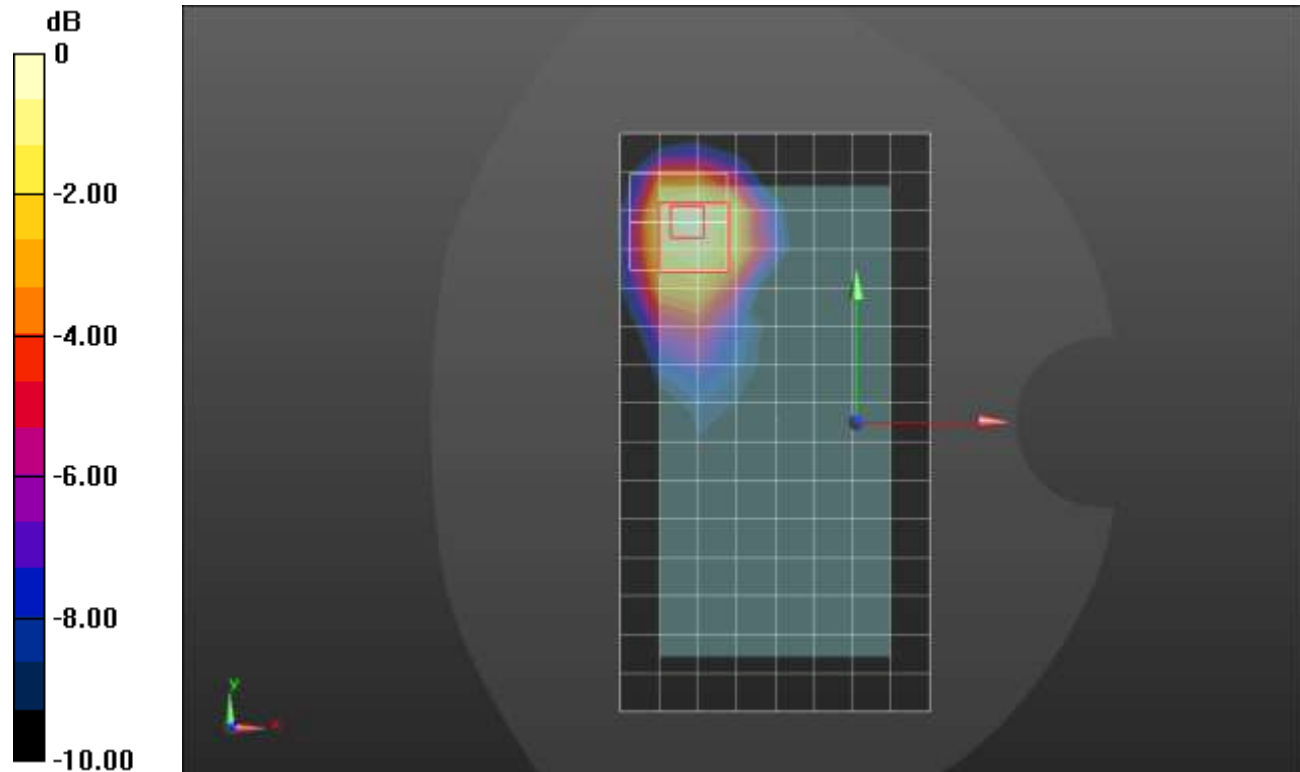
SAR(1 g) = 0.177 W/kg; SAR(10 g) = 0.091 W/kg

Smallest distance from peaks to all points 3 dB below = 6.7 mm

Ratio of SAR at M2 to SAR at M1 = 45%

[Info: Interpolated medium parameters used for SAR evaluation.](#)

Maximum value of SAR (measured) = 0.298 W/kg



0 dB = 0.298 W/kg = -5.26 dBW/kg

Bluetooth_ANT 4_PHigh

Frequency: 2441 MHz; Duty Cycle: 1:1; Room Ambient Temperature: 24.0°C; Liquid Temperature: 23.0°C

Medium parameters used (interpolated): $f = 2441$ MHz; $\sigma = 1.834$ S/m; $\epsilon_r = 37.719$; $\rho = 1000$ kg/m³

DASY5 Configuration:

- Area Scan Setting: Find Secondary Maximum Within: 2.0 dB and with a peak SAR value greater than 0.0012W/kg
- Electronics: DAE4 Sn1540; Calibrated: 1/27/2021
- Probe: EX3DV4 - SN7500; ConvF(7.69, 7.69, 7.69) @ 2441 MHz; Calibrated: 3/18/2021
- Sensor-Surface: 2.5mm (Mechanical Surface Detection)
- Phantom: Twin-SAM V5.0 (30deg probe tilt); Type: QD 000 P40 CE; Serial: xxxx

Edge 2/GFSK_ch 39/Area Scan (7x17x1): Measurement grid: dx=12mm, dy=12mm

[Info: Interpolated medium parameters used for SAR evaluation.](#)

Maximum value of SAR (measured) = 0.430 W/kg

Edge 2/GFSK_ch 39/Zoom Scan (7x7x7)/Cube 0: Measurement grid: dx=5mm, dy=5mm, dz=5mm

Reference Value = 0.9720 V/m; Power Drift = 0.13 dB

Peak SAR (extrapolated) = 0.854 W/kg

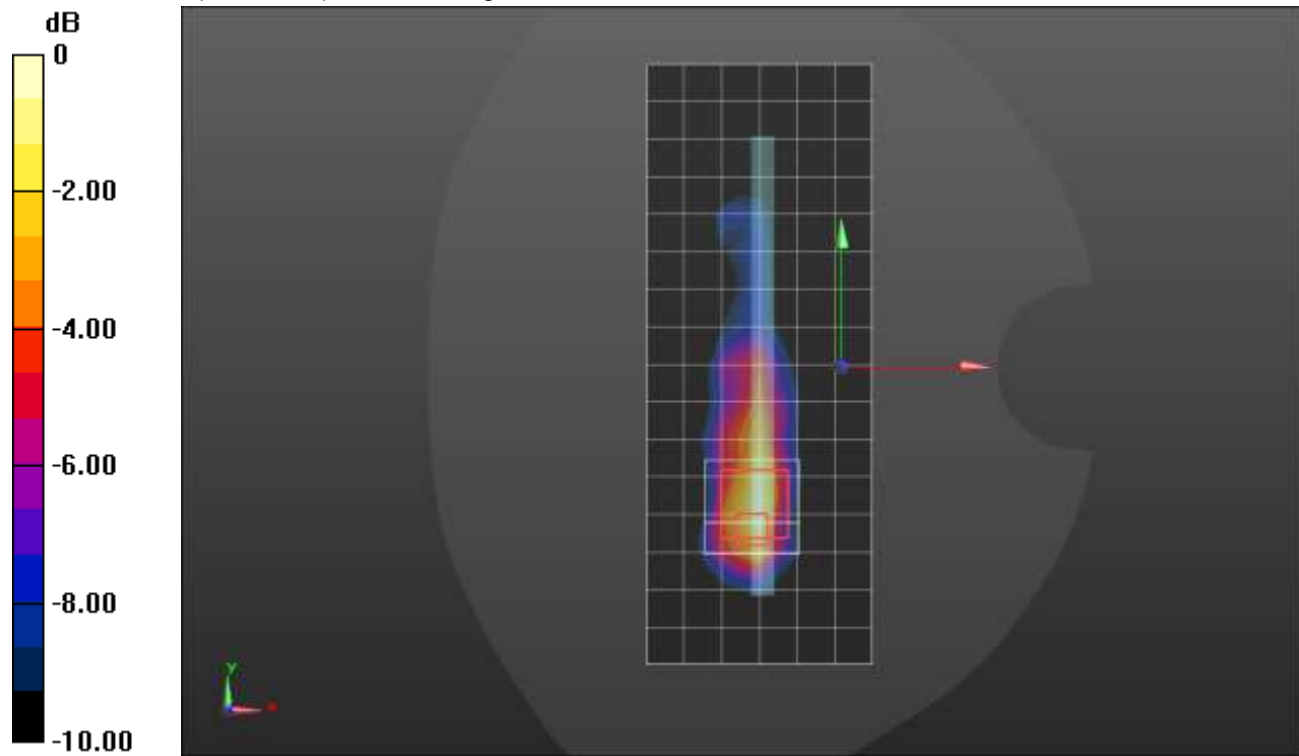
SAR(1 g) = 0.296 W/kg; SAR(10 g) = 0.120 W/kg

Smallest distance from peaks to all points 3 dB below = 2.8 mm

Ratio of SAR at M2 to SAR at M1 = 43.7%

[Info: Interpolated medium parameters used for SAR evaluation.](#)

Maximum value of SAR (measured) = 0.423 W/kg



Bluetooth_ANT 4_PStandalone

Frequency: 2402 MHz; Duty Cycle: 1:1; Room Ambient Temperature: 24.0°C; Liquid Temperature: 23.0°C

Medium parameters used (interpolated): $f = 2402$ MHz; $\sigma = 1.759$ S/m; $\epsilon_r = 37.518$; $\rho = 1000$ kg/m³

DASY5 Configuration:

- Area Scan Setting: Find Secondary Maximum Within: 2.0 dB and with a peak SAR value greater than 0.0012W/kg
- Electronics: DAE4 Sn1540; Calibrated: 1/27/2021
- Probe: EX3DV4 - SN7500; ConvF(7.69, 7.69, 7.69) @ 2402 MHz; Calibrated: 3/18/2021
- Sensor-Surface: 1.4mm (Mechanical Surface Detection)
- Phantom: Twin-SAM V5.0 (30deg probe tilt); Type: QD 000 P40 CE; Serial: xxxx

LHS/Touch_GFSK_ch 0/Area Scan (10x16x1): Measurement grid: dx=12mm, dy=12mm

[Info: Interpolated medium parameters used for SAR evaluation.](#)

Maximum value of SAR (measured) = 1.40 W/kg

LHS/Touch_GFSK_ch 0/Zoom Scan (7x7x7)/Cube 0: Measurement grid: dx=5mm, dy=5mm, dz=5mm

Reference Value = 26.18 V/m; Power Drift = -0.06 dB

Peak SAR (extrapolated) = 2.11 W/kg

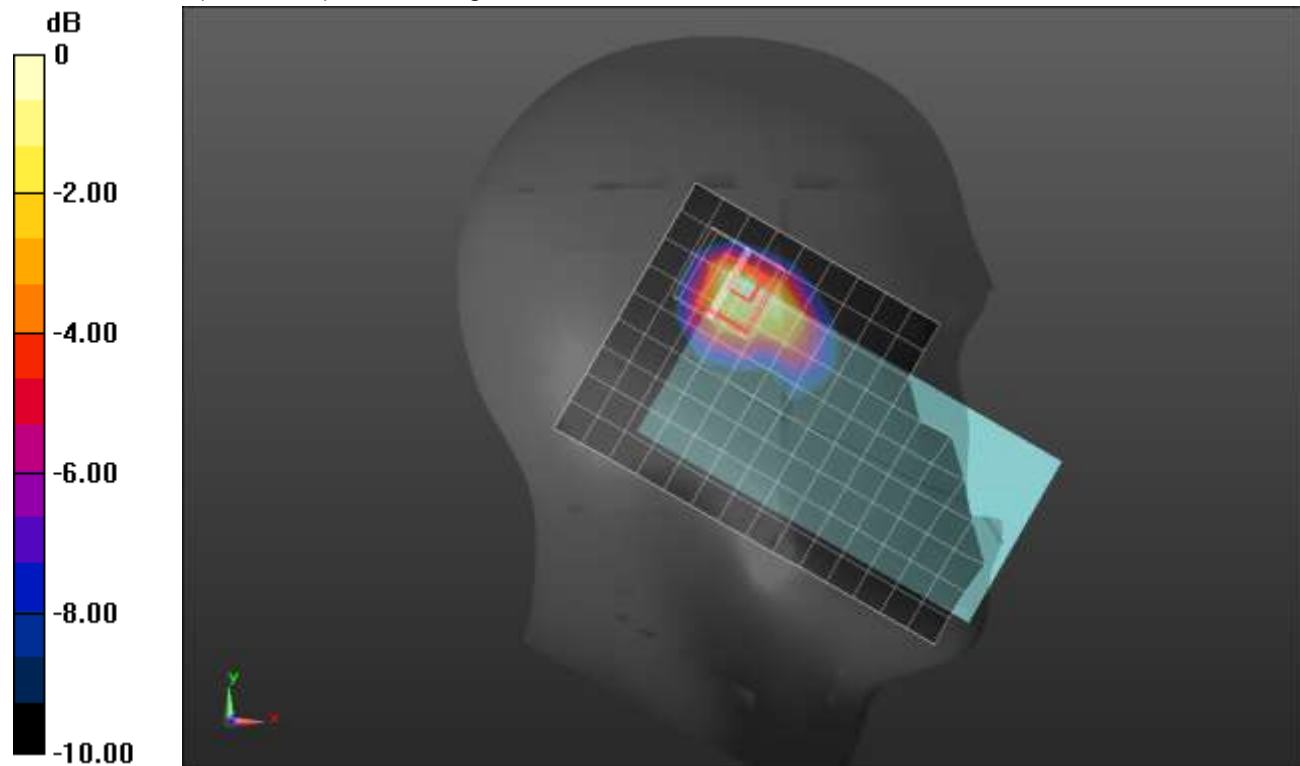
SAR(1 g) = 0.820 W/kg; SAR(10 g) = 0.386 W/kg

Smallest distance from peaks to all points 3 dB below = 6.4 mm

Ratio of SAR at M2 to SAR at M1 = 30.3%

[Info: Interpolated medium parameters used for SAR evaluation.](#)

Maximum value of SAR (measured) = 1.43 W/kg



0 dB = 1.43 W/kg = 1.55 dBW/kg

Bluetooth_ANT 4_PStandalone

Frequency: 2441 MHz; Duty Cycle: 1:1; Room Ambient Temperature: 24.0°C; Liquid Temperature: 23.0°C

Medium parameters used (interpolated): $f = 2441$ MHz; $\sigma = 1.801$ S/m; $\epsilon_r = 37.541$; $\rho = 1000$ kg/m³

DASY5 Configuration:

- Area Scan Setting: Find Secondary Maximum Within: 2.0 dB and with a peak SAR value greater than 0.0012W/kg
- Electronics: DAE4 Sn1540; Calibrated: 1/27/2021
- Probe: EX3DV4 - SN7500; ConvF(7.69, 7.69, 7.69) @ 2441 MHz; Calibrated: 3/18/2021
- Sensor-Surface: 2.5mm (Mechanical Surface Detection (Locations From Previous Scan Used)), Sensor-Surface: 1.4mm (Mechanical Surface Detection)
- Phantom: Twin-SAM V5.0 (30deg probe tilt); Type: QD 000 P40 CE; Serial: xxxx

Rear/GFSK DH5_ch 39/Area Scan (9x16x1): Measurement grid: dx=12mm, dy=12mm

[Info: Interpolated medium parameters used for SAR evaluation.](#)

Maximum value of SAR (measured) = 0.569 W/kg

Rear/GFSK DH5_ch 39/Zoom Scan (7x7x7)/Cube 0: Measurement grid: dx=5mm, dy=5mm, dz=5mm

Reference Value = 17.86 V/m; Power Drift = -0.06 dB

Peak SAR (extrapolated) = 2.24 W/kg

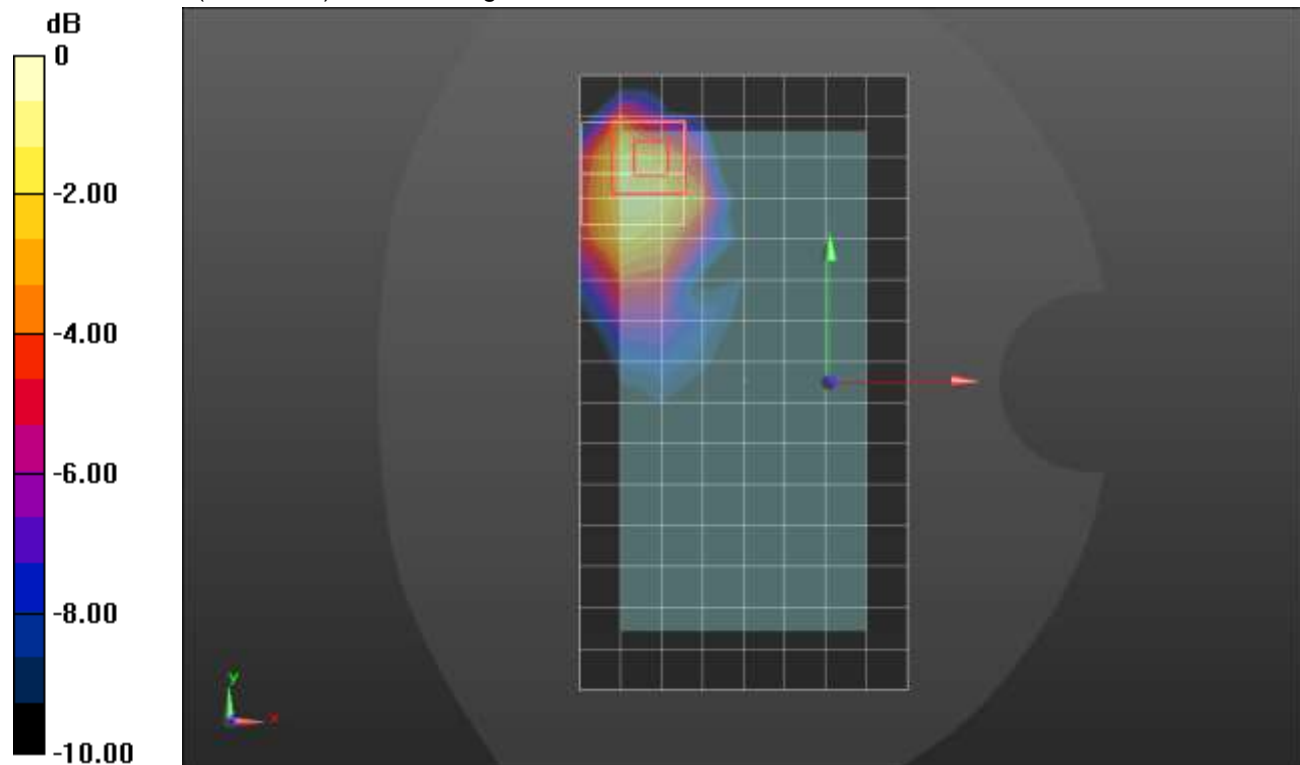
SAR(1 g) = 0.491 W/kg; SAR(10 g) = 0.141 W/kg

Smallest distance from peaks to all points 3 dB below = 2 mm

Ratio of SAR at M2 to SAR at M1 = 44%

[Info: Interpolated medium parameters used for SAR evaluation.](#)

Maximum value of SAR (measured) = 0.724 W/kg



0 dB = 0.724 W/kg = -1.40 dBW/kg

Bluetooth_ANT 4_PStandalone

Frequency: 2402 MHz; Duty Cycle: 1:1; Room Ambient Temperature: 24.0°C; Liquid Temperature: 23.0°C

Medium parameters used (interpolated): $f = 2402$ MHz; $\sigma = 1.814$ S/m; $\epsilon_r = 40.397$; $\rho = 1000$ kg/m³

DASY5 Configuration:

- Area Scan Setting: Find Secondary Maximum Within: 2.0 dB and with a peak SAR value greater than 0.0012W/kg
- Electronics: DAE4 Sn1540; Calibrated: 1/27/2021
- Probe: EX3DV4 - SN7500; ConvF(7.69, 7.69, 7.69) @ 2402 MHz; Calibrated: 3/18/2021
- Sensor-Surface: 1.4mm (Mechanical Surface Detection)
- Phantom: Twin-SAM V5.0 (30deg probe tilt); Type: QD 000 P40 CE; Serial: xxxx

Edge 2/GFSK_ch 0/Area Scan (8x18x1): Measurement grid: dx=12mm, dy=12mm

[Info: Interpolated medium parameters used for SAR evaluation.](#)

Maximum value of SAR (measured) = 1.58 W/kg

Edge 2/GFSK_ch 0/Zoom Scan (7x7x7)/Cube 0: Measurement grid: dx=5mm, dy=5mm, dz=5mm

Reference Value = 21.64 V/m; Power Drift = -0.10 dB

Peak SAR (extrapolated) = 2.27 W/kg

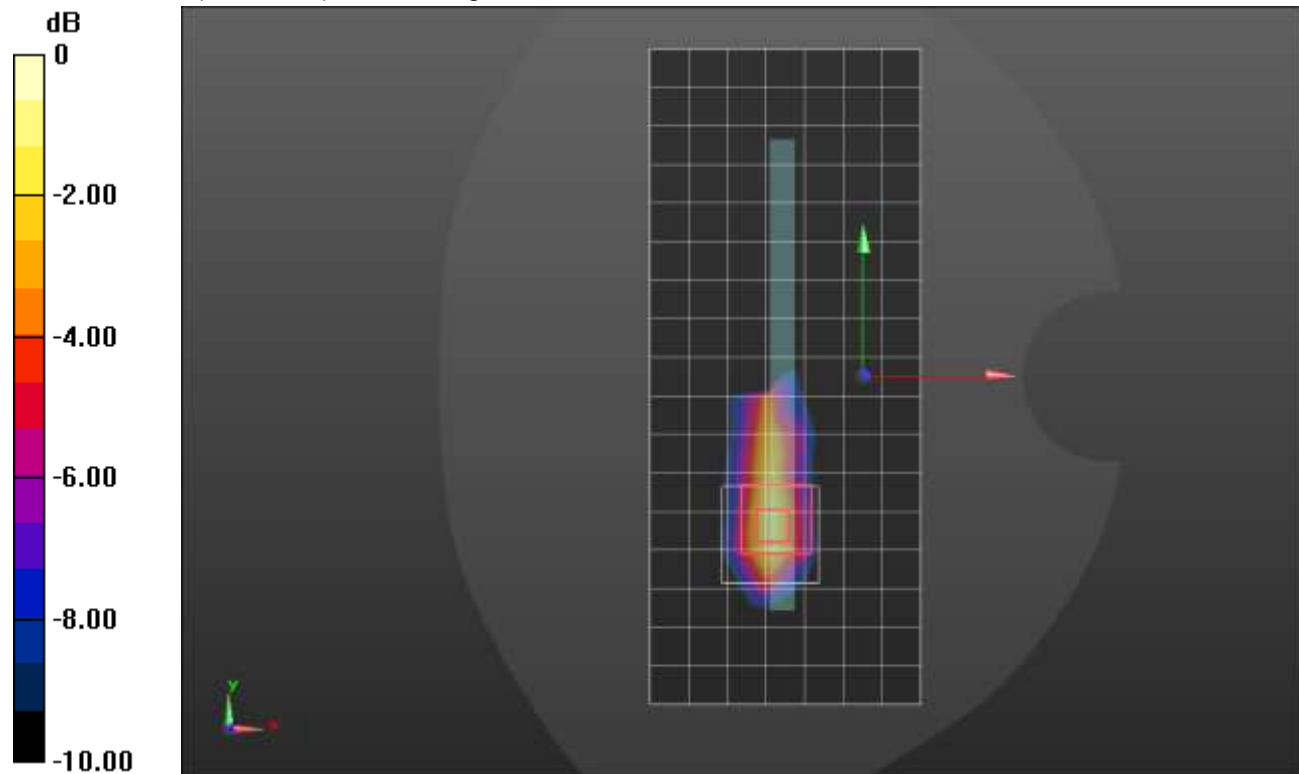
SAR(1 g) = 0.871 W/kg; SAR(10 g) = 0.361 W/kg

Smallest distance from peaks to all points 3 dB below = 7 mm

Ratio of SAR at M2 to SAR at M1 = 38.9%

[Info: Interpolated medium parameters used for SAR evaluation.](#)

Maximum value of SAR (measured) = 1.70 W/kg



0 dB = 1.70 W/kg = 2.30 dBW/kg

n5 ANT 1

Frequency: 836.6 MHz; Duty Cycle: 1:1; Room Ambient Temperature: 24.0°C; Liquid Temperature: 23.0°C
Medium parameters used (interpolated): $f = 836.6$ MHz; $\sigma = 0.924$ S/m; $\epsilon_r = 40.735$; $\rho = 1000$ kg/m³

DASY5 Configuration:

- Area Scan Setting: Find Secondary Maximum Within: 2.0 dB and with a peak SAR value greater than 0.0012W/kg
- Electronics: DAE4 Sn1261; Calibrated: 2/24/2021
- Probe: EX3DV4 - SN7581; ConvF(10.49, 10.49, 10.49) @ 836.6 MHz; Calibrated: 3/1/2021
- Sensor-Surface: 1.4mm (Mechanical Surface Detection)
- Phantom: Twin-SAM V8.0 (30deg probe tilt); Type: QD 000 P41 Ax; Serial: xxxx

RHS/Touch_QPSK RB 1,53 Ch 167300/Area Scan (8x13x1): Measurement grid: dx=15mm, dy=15mm

[Info: Interpolated medium parameters used for SAR evaluation.](#)

Maximum value of SAR (measured) = 0.150 W/kg

RHS/Touch_QPSK RB 1,53 Ch 167300/Zoom Scan (5x5x7)/Cube 0: Measurement grid: dx=8mm, dy=8mm, dz=5mm

Reference Value = 12.21 V/m; Power Drift = 0.07 dB

Peak SAR (extrapolated) = 0.163 W/kg

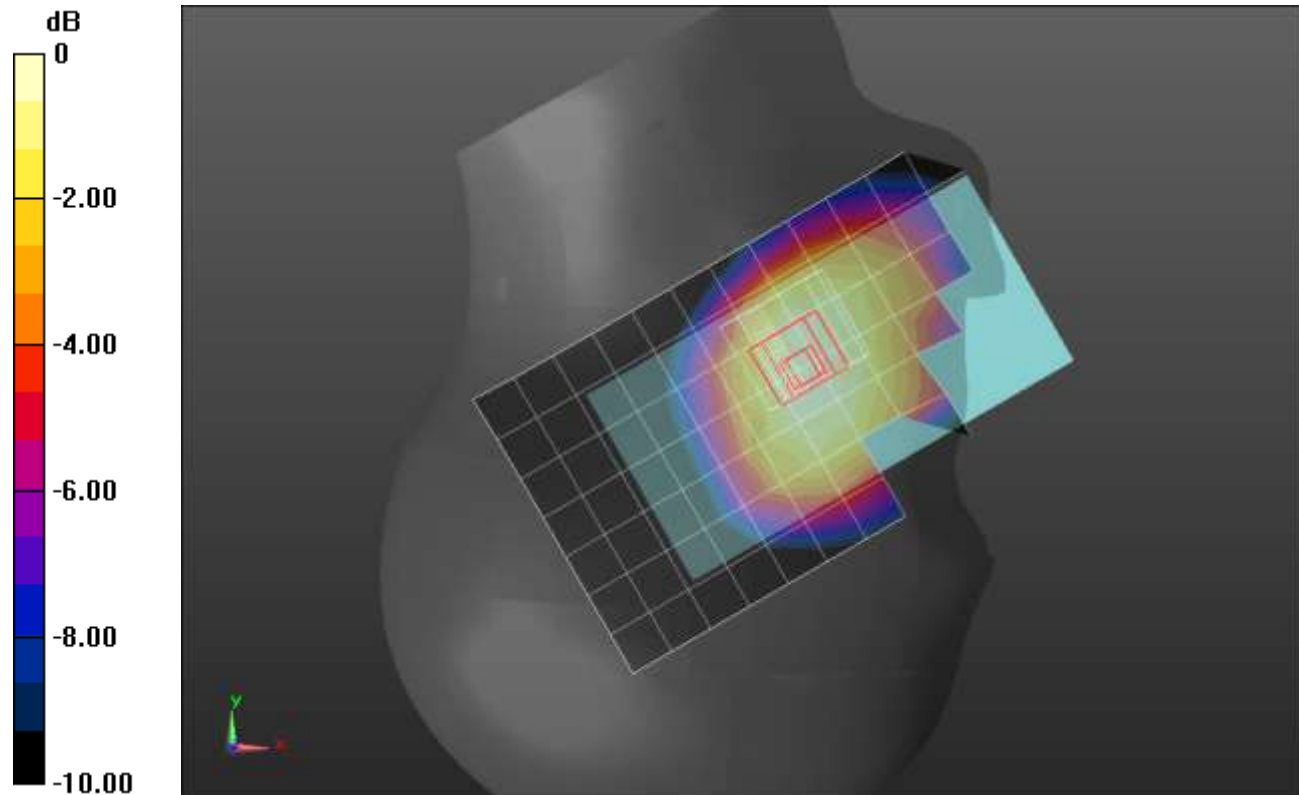
SAR(1 g) = 0.130 W/kg; SAR(10 g) = 0.097 W/kg

Smallest distance from peaks to all points 3 dB below = 26.3 mm

Ratio of SAR at M2 to SAR at M1 = 80%

[Info: Interpolated medium parameters used for SAR evaluation.](#)

Maximum value of SAR (measured) = 0.152 W/kg



0 dB = 0.152 W/kg = -8.18 dBW/kg

n5 ANT 1

Frequency: 836.6 MHz; Duty Cycle: 1:1; Room Ambient Temperature: 24.0°C; Liquid Temperature: 23.0°C

Medium parameters used (interpolated): $f = 836.6$ MHz; $\sigma = 0.924$ S/m; $\epsilon_r = 40.735$; $\rho = 1000$ kg/m³

DASY5 Configuration:

- Area Scan Setting: Find Secondary Maximum Within: 2.0 dB and with a peak SAR value greater than 0.0012W/kg
- Electronics: DAE4 Sn1261; Calibrated: 2/24/2021
- Probe: EX3DV4 - SN7581; ConvF(10.49, 10.49, 10.49) @ 836.6 MHz; Calibrated: 3/1/2021
- Sensor-Surface: 1.4mm (Mechanical Surface Detection)
- Phantom: Twin-SAM V8.0 (30deg probe tilt); Type: QD 000 P41 Ax; Serial: xxxx

Rear/QPSK RB 50,28 Ch 167300/Area Scan (9x13x1): Measurement grid: dx=15mm, dy=15mm

[Info: Interpolated medium parameters used for SAR evaluation.](#)

Maximum value of SAR (measured) = 0.455 W/kg

Rear/QPSK RB 50,28 Ch 167300/Zoom Scan (5x5x7)/Cube 0: Measurement grid: dx=8mm, dy=8mm, dz=5mm

Reference Value = 21.35 V/m; Power Drift = 0.01 dB

Peak SAR (extrapolated) = 0.626 W/kg

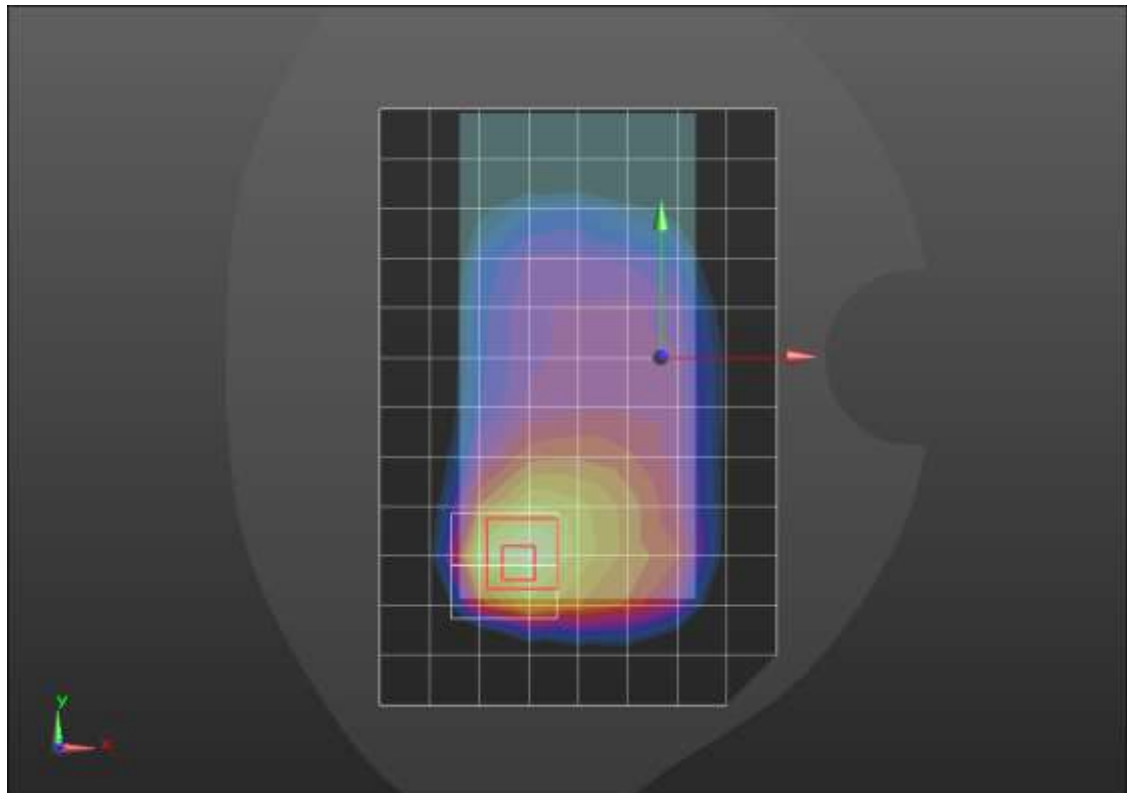
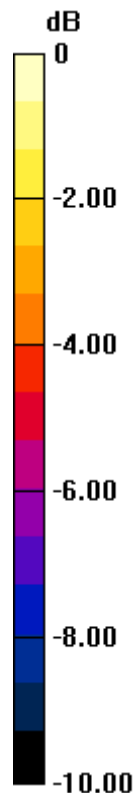
SAR(1 g) = 0.350 W/kg; SAR(10 g) = 0.211 W/kg

Smallest distance from peaks to all points 3 dB below = 12.5 mm

Ratio of SAR at M2 to SAR at M1 = 54.7%

[Info: Interpolated medium parameters used for SAR evaluation.](#)

Maximum value of SAR (measured) = 0.506 W/kg



0 dB = 0.506 W/kg = -2.96 dBW/kg

n5 ANT 2

Frequency: 836.6 MHz; Duty Cycle: 1:1; Room Ambient Temperature: 24.0°C; Liquid Temperature: 23.0°C
Medium parameters used (interpolated): $f = 836.6$ MHz; $\sigma = 0.924$ S/m; $\epsilon_r = 40.735$; $\rho = 1000$ kg/m³

DASY5 Configuration:

- Area Scan Setting: Find Secondary Maximum Within: 2.0 dB and with a peak SAR value greater than 0.0012W/kg
- Electronics: DAE4 Sn1261; Calibrated: 2/24/2021
- Probe: EX3DV4 - SN7581; ConvF(10.49, 10.49, 10.49) @ 836.6 MHz; Calibrated: 3/1/2021
- Sensor-Surface: 1.4mm (Mechanical Surface Detection)
- Phantom: Twin-SAM V8.0 (30deg probe tilt); Type: QD 000 P41 Ax; Serial: xxxx

RHS/Touch_QPSK RB 1,53 Ch 167300/Area Scan (8x13x1): Measurement grid: dx=15mm, dy=15mm

[Info: Interpolated medium parameters used for SAR evaluation.](#)

Maximum value of SAR (measured) = 0.584 W/kg

RHS/Touch_QPSK RB 1,53 Ch 167300/Zoom Scan (5x5x7)/Cube 0: Measurement grid: dx=8mm, dy=8mm, dz=5mm

Reference Value = 24.41 V/m; Power Drift = 0.03 dB

Peak SAR (extrapolated) = 0.904 W/kg


SAR(1 g) = 0.533 W/kg; SAR(10 g) = 0.340 W/kg

Smallest distance from peaks to all points 3 dB below = 9.6 mm

Ratio of SAR at M2 to SAR at M1 = 58.5%

[Info: Interpolated medium parameters used for SAR evaluation.](#)

Maximum value of SAR (measured) = 0.743 W/kg



0 dB = 0.743 W/kg = -1.29 dBW/kg

n5 ANT 2

Frequency: 836.6 MHz; Duty Cycle: 1:1; Room Ambient Temperature: 24.0°C; Liquid Temperature: 23.0°C

Medium parameters used (interpolated): $f = 836.6$ MHz; $\sigma = 0.924$ S/m; $\epsilon_r = 40.735$; $\rho = 1000$ kg/m³

DASY5 Configuration:

- Area Scan Setting: Find Secondary Maximum Within: 2.0 dB and with a peak SAR value greater than 0.0012W/kg
- Electronics: DAE4 Sn1261; Calibrated: 2/24/2021
- Probe: EX3DV4 - SN7581; ConvF(10.49, 10.49, 10.49) @ 836.6 MHz; Calibrated: 3/1/2021
- Sensor-Surface: 1.4mm (Mechanical Surface Detection)
- Phantom: Twin-SAM V8.0 (30deg probe tilt); Type: QD 000 P41 Ax; Serial: xxxx

Rear/QPSK RB 1,53 Ch 167300/Area Scan (9x13x1): Measurement grid: dx=15mm, dy=15mm

[Info: Interpolated medium parameters used for SAR evaluation.](#)

Maximum value of SAR (measured) = 0.380 W/kg

Rear/QPSK RB 1,53 Ch 167300/Zoom Scan (5x5x7)/Cube 0: Measurement grid: dx=8mm, dy=8mm, dz=5mm

Reference Value = 19.76 V/m; Power Drift = -0.03 dB

Peak SAR (extrapolated) = 0.587 W/kg

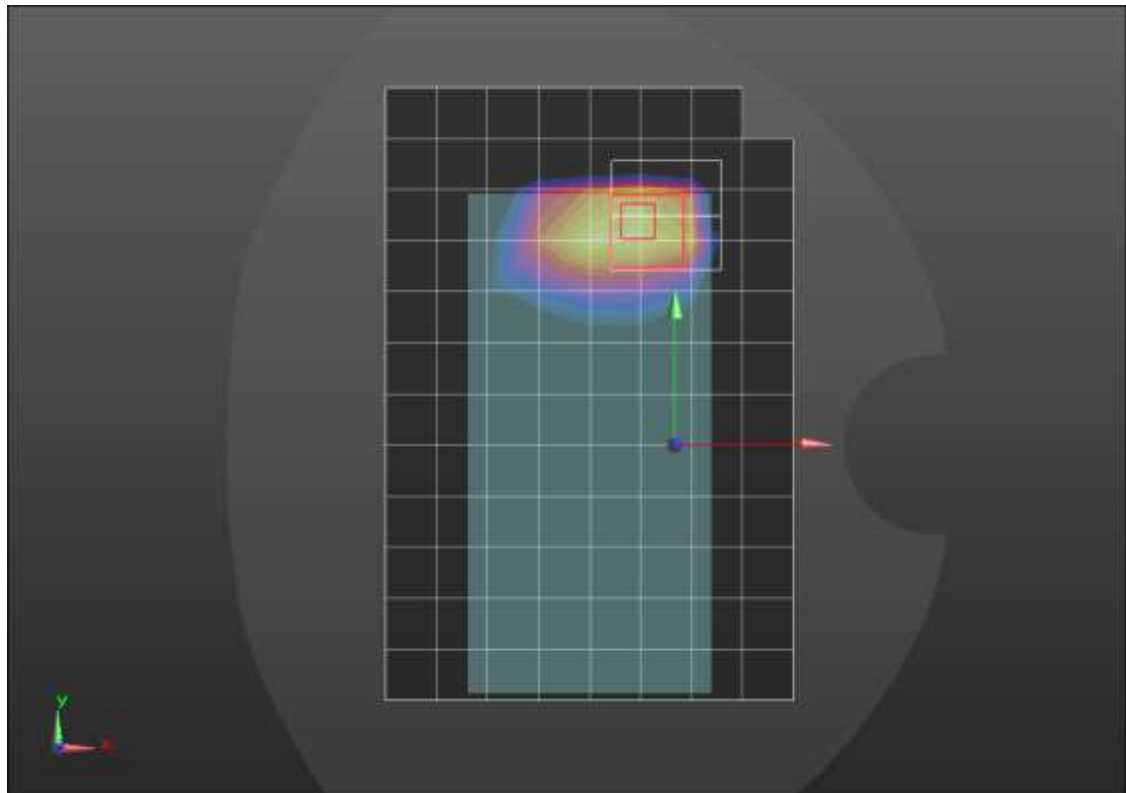
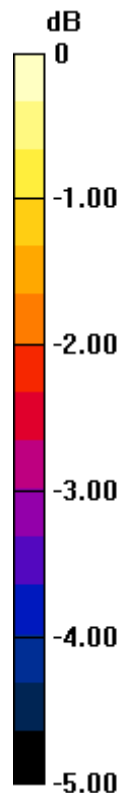
SAR(1 g) = 0.312 W/kg; SAR(10 g) = 0.187 W/kg

Smallest distance from peaks to all points 3 dB below = 9.1 mm

Ratio of SAR at M2 to SAR at M1 = 54.8%

[Info: Interpolated medium parameters used for SAR evaluation.](#)

Maximum value of SAR (measured) = 0.429 W/kg



0 dB = 0.429 W/kg = -3.68 dBW/kg

n7 ANT 1

Frequency: 2535 MHz; Duty Cycle: 1:1; Room Ambient Temperature: 24.0°C; Liquid Temperature: 23.0°C

Medium parameters used: $f = 2535$ MHz; $\sigma = 1.86$ S/m; $\epsilon_r = 38.364$; $\rho = 1000$ kg/m³

DASY5 Configuration:

- Area Scan Setting: Find Secondary Maximum Within: 2.0 dB and with a peak SAR value greater than 0.0012W/kg
- Electronics: DAE4 Sn1261; Calibrated: 2/24/2021
- Probe: EX3DV4 - SN7581; ConvF(7.81, 7.81, 7.81) @ 2535 MHz; Calibrated: 3/1/2021
- Sensor-Surface: 1.4mm (Mechanical Surface Detection)
- Phantom: Twin-SAM V8.0 (30deg probe tilt); Type: QD 000 P41 Ax; Serial: xxxx

RHS/Touch_QPSK RB 1,53 Ch 507000/Area Scan (10x16x1): Measurement grid: dx=12mm, dy=12mm

Maximum value of SAR (measured) = 0.959 W/kg

RHS/Touch_QPSK RB 1,53 Ch 507000/Zoom Scan (7x7x7)/Cube 0: Measurement grid: dx=5mm, dy=5mm, dz=5mm

Reference Value = 22.09 V/m; Power Drift = 0.12 dB

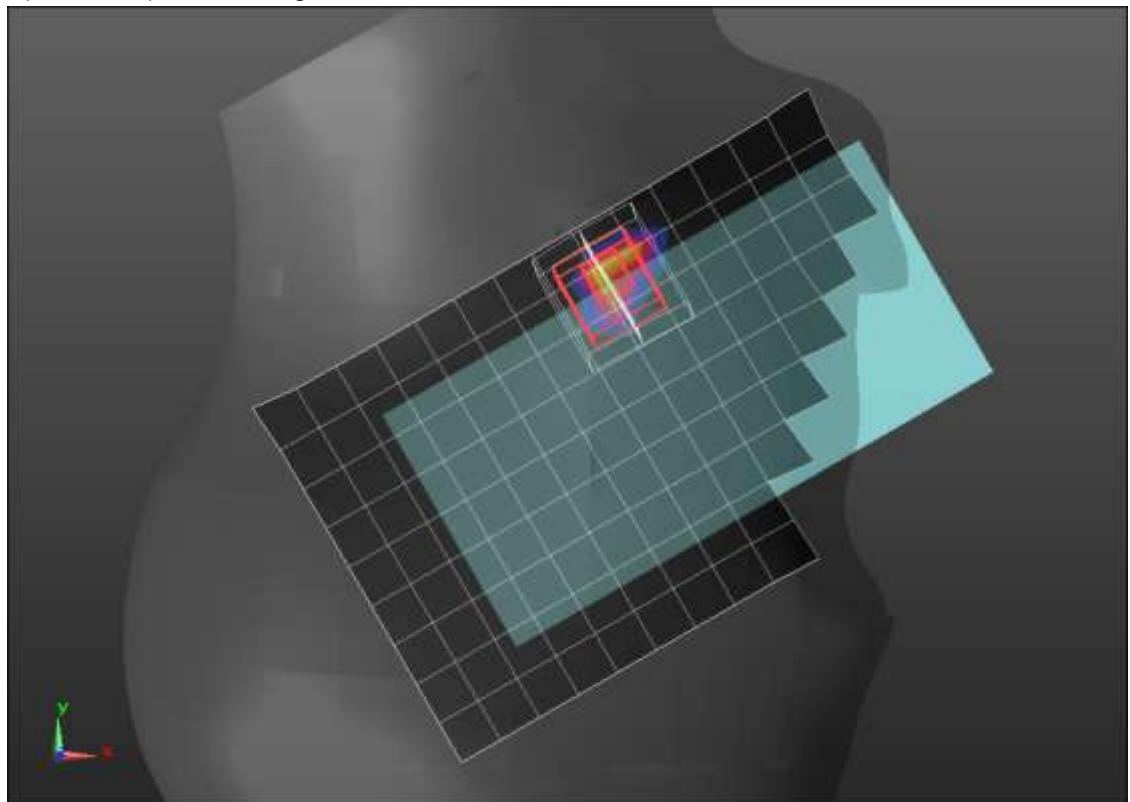
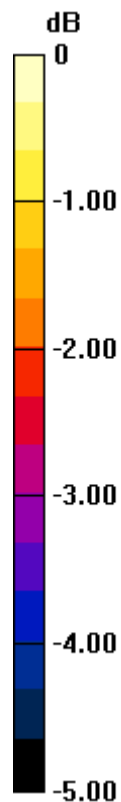
Peak SAR (extrapolated) = 1.50 W/kg

SAR(1 g) = 0.692 W/kg; SAR(10 g) = 0.324 W/kg

Smallest distance from peaks to all points 3 dB below = 8.6 mm

Ratio of SAR at M2 to SAR at M1 = 46.7%

Maximum value of SAR (measured) = 1.18 W/kg



0 dB = 1.18 W/kg = 0.72 dBW/kg

n7 ANT 1

Frequency: 2510 MHz; Duty Cycle: 1:1; Room Ambient Temperature: 24.0°C; Liquid Temperature: 23.0°C

Medium parameters used: $f = 2510$ MHz; $\sigma = 1.863$ S/m; $\epsilon_r = 38.645$; $\rho = 1000$ kg/m³

DASY5 Configuration:

- Area Scan Setting: Find Secondary Maximum Within: 2.0 dB and with a peak SAR value greater than 0.0012W/kg
- Electronics: DAE4 Sn1357; Calibrated: 1/28/2021
- Probe: EX3DV4 - SN3773; ConvF(7.02, 7.02, 7.02) @ 2510 MHz; Calibrated: 2/25/2021
- Sensor-Surface: 1.4mm (Mechanical Surface Detection)
- Phantom: Twin-SAM V5.0 (30deg probe tilt); Type: QD 000 P40 CD; Serial: 1629

Rear/QPSK RB 50,28 Ch 502000/Area Scan (10x16x1): Measurement grid: dx=12mm, dy=12mm

Maximum value of SAR (measured) = 0.943 W/kg

Rear/QPSK RB 50,28 Ch 502000/Zoom Scan (7x7x7)/Cube 0: Measurement grid: dx=5mm, dy=5mm, dz=5mm

Reference Value = 20.67 V/m; Power Drift = 0.09 dB

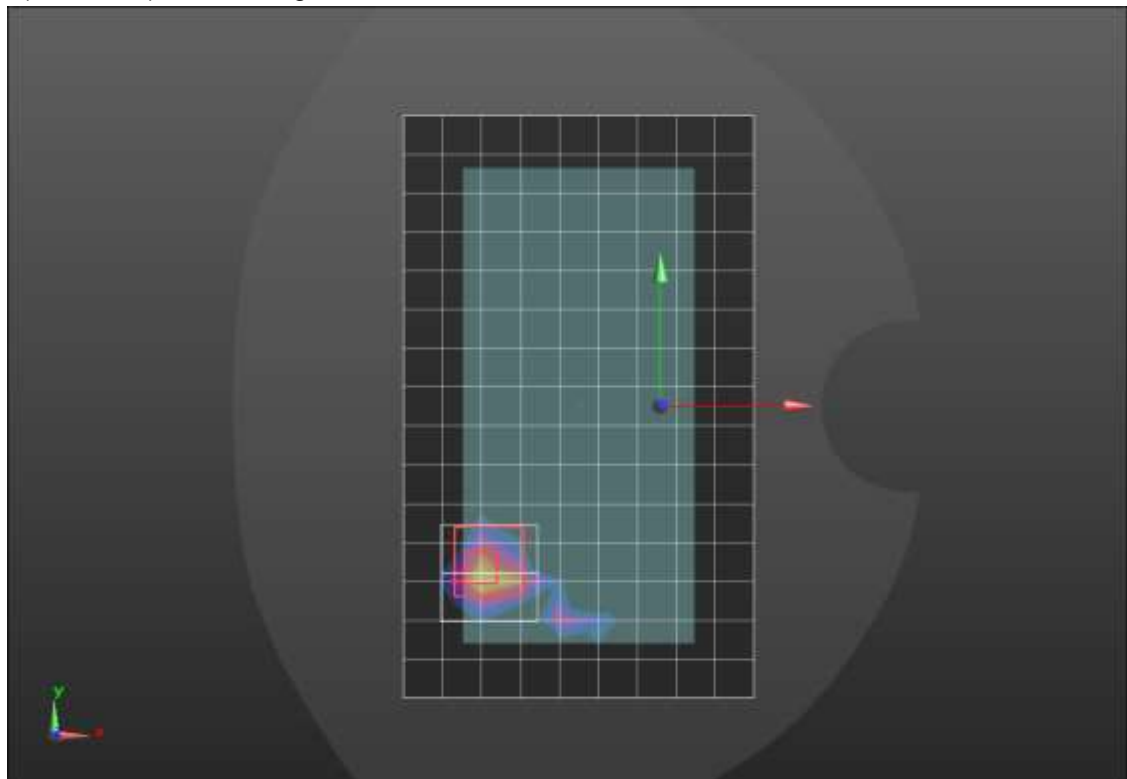
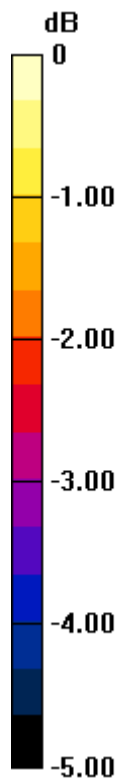
Peak SAR (extrapolated) = 1.46 W/kg

SAR(1 g) = 0.642 W/kg; SAR(10 g) = 0.282 W/kg

Smallest distance from peaks to all points 3 dB below = 7.6 mm

Ratio of SAR at M2 to SAR at M1 = 44.3%

Maximum value of SAR (measured) = 1.15 W/kg



0 dB = 1.15 W/kg = 0.61 dBW/kg

n7 ANT 1

Frequency: 2510 MHz; Duty Cycle: 1:1; Room Ambient Temperature: 24.0°C; Liquid Temperature: 23.0°C

Medium parameters used: $f = 2510$ MHz; $\sigma = 1.848$ S/m; $\epsilon_r = 38.445$; $\rho = 1000$ kg/m³

DASY5 Configuration:

- Area Scan Setting: Find Secondary Maximum Within: 2.0 dB and with a peak SAR value greater than 0.0012W/kg
- Electronics: DAE4 Sn1261; Calibrated: 2/24/2021
- Probe: EX3DV4 - SN7581; ConvF(7.81, 7.81, 7.81) @ 2510 MHz; Calibrated: 3/1/2021
- Sensor-Surface: 1.4mm (Mechanical Surface Detection)
- Phantom: Twin-SAM V8.0 (30deg probe tilt); Type: QD 000 P41 Ax; Serial: xxxx

Edge 2/QPSK RB 50,28 Ch 502000/Area Scan (6x16x1): Measurement grid: dx=12mm, dy=12mm
Maximum value of SAR (measured) = 1.10 W/kg

Edge 2/QPSK RB 50,28 Ch 502000/Zoom Scan (7x7x7)/Cube 0: Measurement grid: dx=5mm, dy=5mm, dz=5mm

Reference Value = 22.63 V/m; Power Drift = 0.12 dB

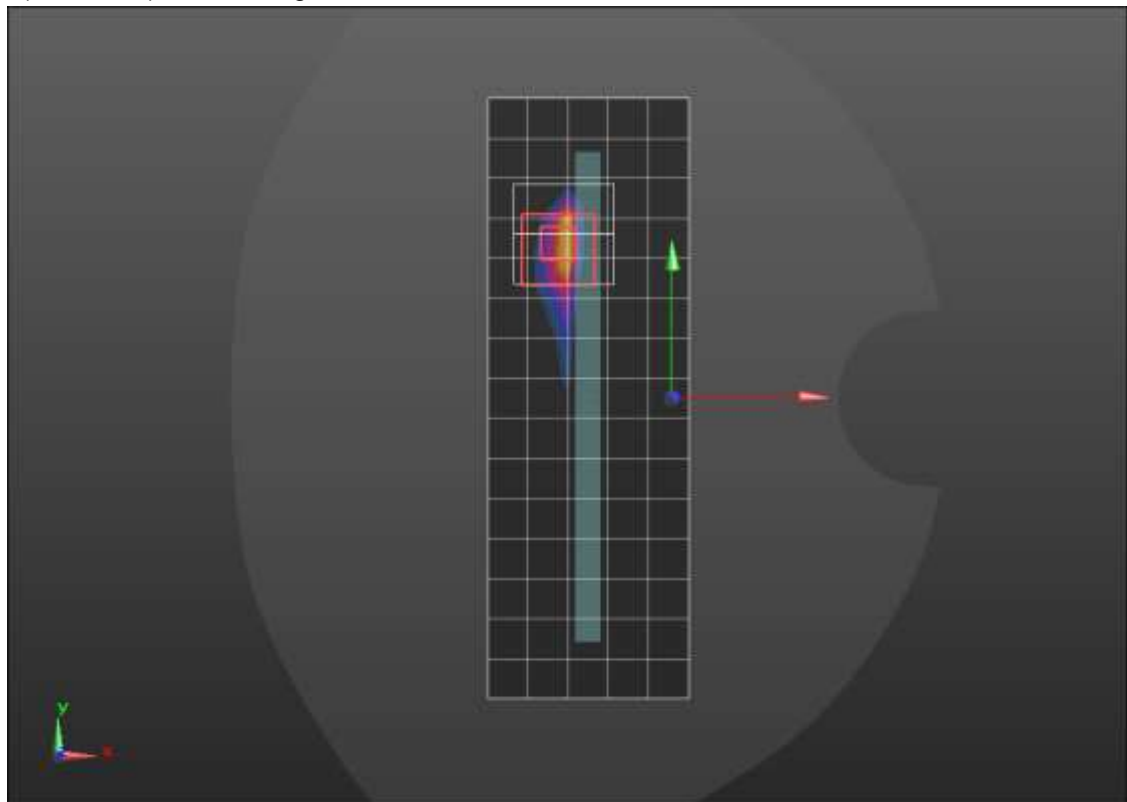
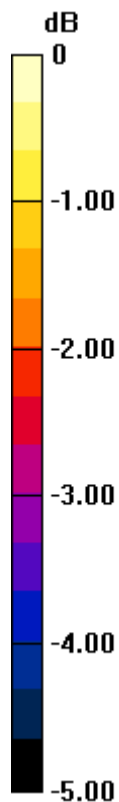
Peak SAR (extrapolated) = 1.81 W/kg

SAR(1 g) = 0.734 W/kg; SAR(10 g) = 0.297 W/kg

Smallest distance from peaks to all points 3 dB below = 6 mm

Ratio of SAR at M2 to SAR at M1 = 42.2%

Maximum value of SAR (measured) = 1.33 W/kg



0 dB = 1.33 W/kg = 1.24 dBW/kg

n7 ANT 2

Frequency: 2535 MHz; Duty Cycle: 1:1; Room Ambient Temperature: 24.0°C; Liquid Temperature: 23.0°C

Medium parameters used: $f = 2535$ MHz; $\sigma = 1.896$ S/m; $\epsilon_r = 38.566$; $\rho = 1000$ kg/m³

DASY5 Configuration:

- Area Scan Setting: Find Secondary Maximum Within: 2.0 dB and with a peak SAR value greater than 0.0012W/kg
- Electronics: DAE4 Sn1357; Calibrated: 1/28/2021
- Probe: EX3DV4 - SN3773; ConvF(7.02, 7.02, 7.02) @ 2535 MHz; Calibrated: 2/25/2021
- Sensor-Surface: 1.4mm (Mechanical Surface Detection)
- Phantom: Twin-SAM V5.0 (30deg probe tilt); Type: QD 000 P40 CD; Serial: 1629

RHS/Touch_QPSK RB 50,28 Ch 507000/Area Scan (10x16x1): Measurement grid: dx=12mm, dy=12mm

Maximum value of SAR (measured) = 1.16 W/kg

RHS/Touch_QPSK RB 50,28 Ch 507000/Zoom Scan (7x7x7)/Cube 0: Measurement grid: dx=5mm, dy=5mm, dz=5mm

Reference Value = 22.73 V/m; Power Drift = -0.13 dB

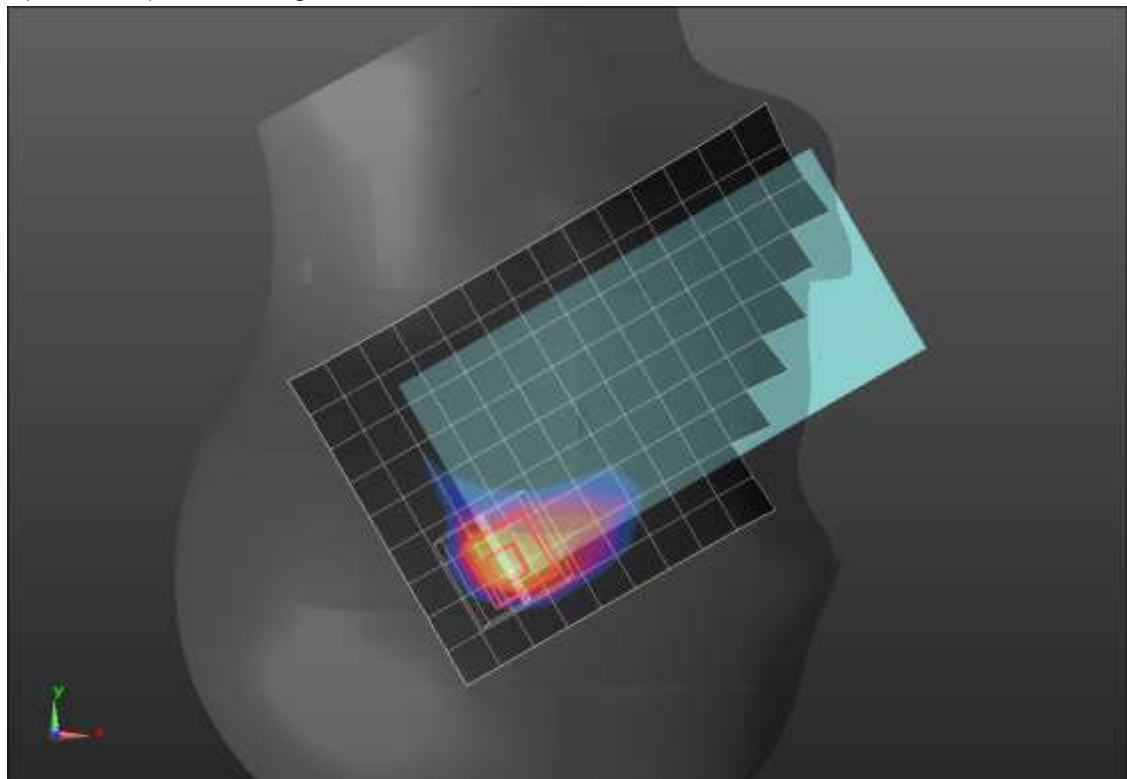
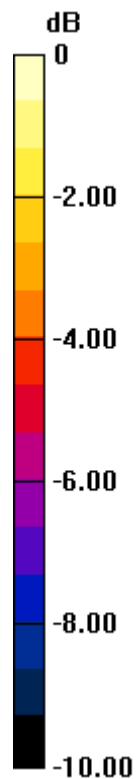
Peak SAR (extrapolated) = 2.15 W/kg

SAR(1 g) = 0.829 W/kg; SAR(10 g) = 0.353 W/kg

Smallest distance from peaks to all points 3 dB below = 6.4 mm

Ratio of SAR at M2 to SAR at M1 = 38.1%

Maximum value of SAR (measured) = 1.62 W/kg



0 dB = 1.62 W/kg = 2.10 dBW/kg

n7 ANT 2

Frequency: 2535 MHz; Duty Cycle: 1:1; Room Ambient Temperature: 24.0°C; Liquid Temperature: 23.0°C

Medium parameters used: $f = 2535$ MHz; $\sigma = 1.896$ S/m; $\epsilon_r = 38.566$; $\rho = 1000$ kg/m³

DASY5 Configuration:

- Area Scan Setting: Find Secondary Maximum Within: 2.0 dB and with a peak SAR value greater than 0.0012W/kg
- Electronics: DAE4 Sn1357; Calibrated: 1/28/2021
- Probe: EX3DV4 - SN3773; ConvF(7.02, 7.02, 7.02) @ 2535 MHz; Calibrated: 2/25/2021
- Sensor-Surface: 1.4mm (Mechanical Surface Detection)
- Phantom: Twin-SAM V5.0 (30deg probe tilt); Type: QD 000 P40 CD; Serial: 1629

Rear/QPSK RB 50,28 Ch 507000/Area Scan (10x16x1): Measurement grid: dx=12mm, dy=12mm

Maximum value of SAR (measured) = 1.63 W/kg

Rear/QPSK RB 50,28 Ch 507000/Zoom Scan (7x7x7)/Cube 0: Measurement grid: dx=5mm, dy=5mm, dz=5mm

Reference Value = 26.72 V/m; Power Drift = -0.11 dB

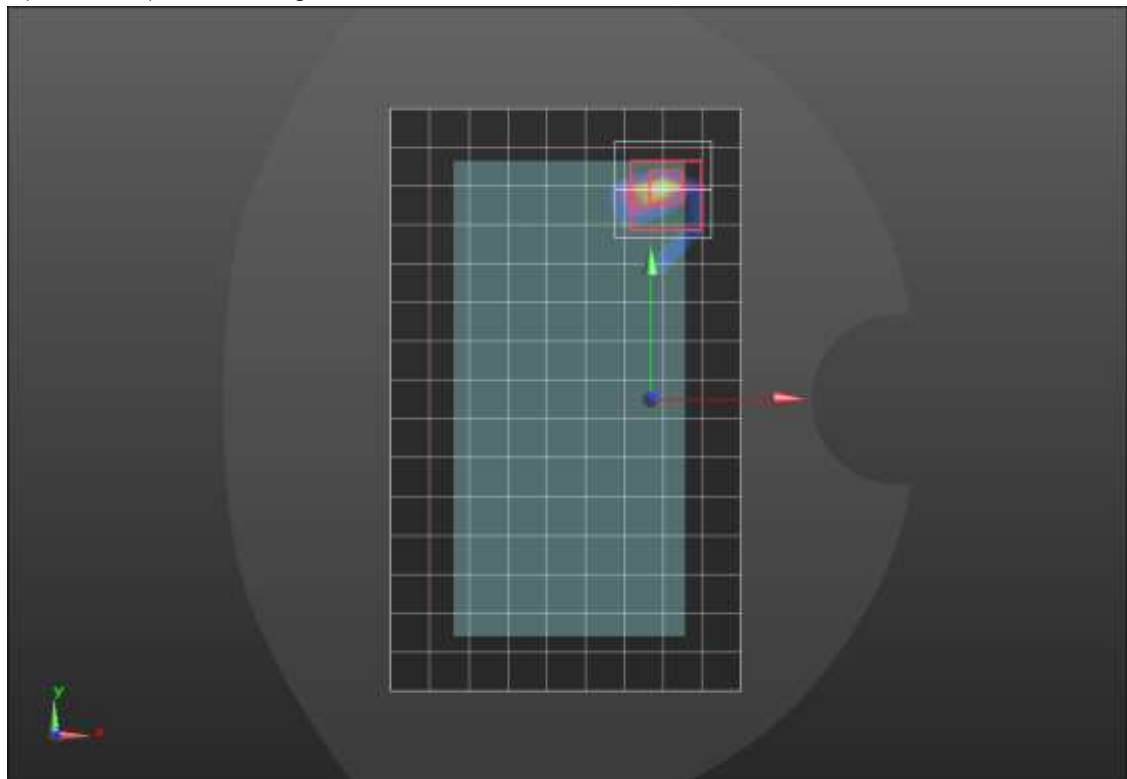
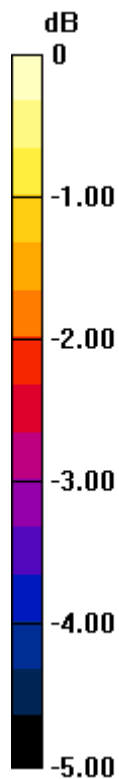
Peak SAR (extrapolated) = 2.13 W/kg

SAR(1 g) = 0.800 W/kg; SAR(10 g) = 0.325 W/kg

Smallest distance from peaks to all points 3 dB below = 5 mm

Ratio of SAR at M2 to SAR at M1 = 39.4%

Maximum value of SAR (measured) = 1.63 W/kg



0 dB = 1.63 W/kg = 2.12 dBW/kg

n7 ANT 3

Frequency: 2535 MHz; Duty Cycle: 1:1; Room Ambient Temperature: 24.0°C; Liquid Temperature: 23.0°C

Medium parameters used: $f = 2535$ MHz; $\sigma = 1.86$ S/m; $\epsilon_r = 37.591$; $\rho = 1000$ kg/m³

DASY5 Configuration:

- Area Scan Setting: Find Secondary Maximum Within: 2.0 dB and with a peak SAR value greater than 0.0012W/kg
- Electronics: DAE4 Sn1359; Calibrated: 1/28/2021
- Probe: EX3DV4 - SN3772; ConvF(6.76, 6.76, 6.76) @ 2535 MHz; Calibrated: 2/25/2021
- Sensor-Surface: 1.4mm (Mechanical Surface Detection)
- Phantom: Twin-SAM V8.0 (20deg probe tilt); Type: QD 000 P41 AA; Serial: 1948

LHS/Touch_QPSK RB 50,28 Ch 507000 /Area Scan (10x16x1): Measurement grid: dx=12mm, dy=12mm

Maximum value of SAR (measured) = 0.445 W/kg

LHS/Touch_QPSK RB 50,28 Ch 507000 /Zoom Scan (7x7x7)/Cube 0: Measurement grid: dx=5mm, dy=5mm, dz=5mm

Reference Value = 14.07 V/m; Power Drift = 0.02 dB


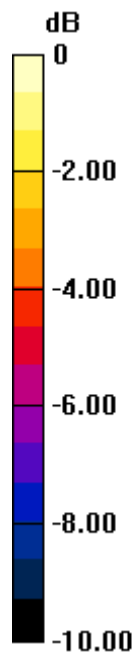
Peak SAR (extrapolated) = 0.544 W/kg

SAR(1 g) = 0.302 W/kg; SAR(10 g) = 0.163 W/kg

Smallest distance from peaks to all points 3 dB below = 12.6 mm

Ratio of SAR at M2 to SAR at M1 = 56.8%

Maximum value of SAR (measured) = 0.451 W/kg



0 dB = 0.451 W/kg = -3.46 dBW/kg

n7 ANT 3

Frequency: 2510 MHz; Duty Cycle: 1:1; Room Ambient Temperature: 24.0°C; Liquid Temperature: 23.0°C

Medium parameters used: $f = 2510$ MHz; $\sigma = 1.863$ S/m; $\epsilon_r = 38.645$; $\rho = 1000$ kg/m³

DASY5 Configuration:

- Area Scan Setting: Find Secondary Maximum Within: 2.0 dB and with a peak SAR value greater than 0.0012W/kg
- Electronics: DAE4 Sn1357; Calibrated: 1/28/2021
- Probe: EX3DV4 - SN3773; ConvF(7.02, 7.02, 7.02) @ 2510 MHz; Calibrated: 2/25/2021
- Sensor-Surface: 1.4mm (Mechanical Surface Detection)
- Phantom: Twin-SAM V5.0 (30deg probe tilt); Type: QD 000 P40 CD; Serial: 1629

Rear/QPSK RB 50,28 Ch 502000/Area Scan (10x16x1): Measurement grid: dx=12mm, dy=12mm

Maximum value of SAR (measured) = 1.18 W/kg

Rear/QPSK RB 50,28 Ch 502000/Zoom Scan (7x7x7)/Cube 0: Measurement grid: dx=5mm, dy=5mm, dz=5mm

Reference Value = 23.40 V/m; Power Drift = -0.08 dB


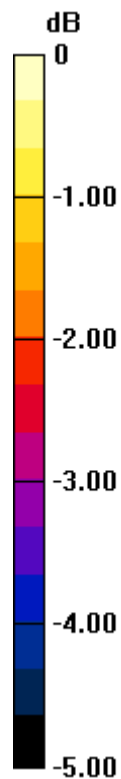
Peak SAR (extrapolated) = 1.74 W/kg

SAR(1 g) = 0.822 W/kg; SAR(10 g) = 0.387 W/kg

Smallest distance from peaks to all points 3 dB below = 8.6 mm

Ratio of SAR at M2 to SAR at M1 = 47.5%

Maximum value of SAR (measured) = 1.39 W/kg



0 dB = 1.39 W/kg = 1.43 dBW/kg

n7 ANT 4

Frequency: 2510 MHz; Duty Cycle: 1:1; Room Ambient Temperature: 24.0°C; Liquid Temperature: 23.0°C

Medium parameters used: $f = 2510$ MHz; $\sigma = 1.833$ S/m; $\epsilon_r = 37.663$; $\rho = 1000$ kg/m³

DASY5 Configuration:

- Area Scan Setting: Find Secondary Maximum Within: 2.0 dB and with a peak SAR value greater than 0.0012W/kg
- Electronics: DAE4 Sn1359; Calibrated: 1/28/2021
- Probe: EX3DV4 - SN3772; ConvF(6.76, 6.76, 6.76) @ 2510 MHz; Calibrated: 2/25/2021
- Sensor-Surface: 1.4mm (Mechanical Surface Detection)
- Phantom: Twin-SAM V8.0 (20deg probe tilt); Type: QD 000 P41 AA; Serial: 1948

LHS/Touch_QPSK RB 50,28 Ch 502000/Area Scan (10x16x1): Measurement grid: dx=12mm, dy=12mm

Maximum value of SAR (measured) = 1.09 W/kg

LHS/Touch_QPSK RB 50,28 Ch 502000/Zoom Scan (7x7x7)/Cube 0: Measurement grid: dx=5mm, dy=5mm, dz=5mm

Reference Value = 22.50 V/m; Power Drift = 0.02 dB


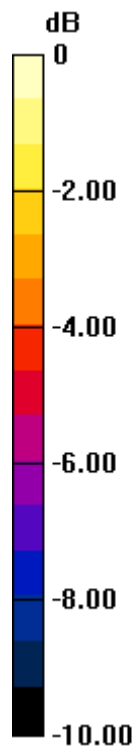
Peak SAR (extrapolated) = 1.60 W/kg

SAR(1 g) = 0.745 W/kg; SAR(10 g) = 0.384 W/kg

Smallest distance from peaks to all points 3 dB below = 7.8 mm

Ratio of SAR at M2 to SAR at M1 = 36.8%

Maximum value of SAR (measured) = 1.18 W/kg



0 dB = 1.18 W/kg = 0.72 dBW/kg

n7 ANT 4

Frequency: 2560 MHz; Duty Cycle: 1:1; Room Ambient Temperature: 24.0°C; Liquid Temperature: 23.0°C

Medium parameters used: $f = 2560$ MHz; $\sigma = 1.904$ S/m; $\epsilon_r = 38.586$; $\rho = 1000$ kg/m³

DASY5 Configuration:

- Area Scan Setting: Find Secondary Maximum Within: 2.0 dB and with a peak SAR value greater than 0.0012W/kg
- Electronics: DAE4 Sn1357; Calibrated: 1/28/2021
- Probe: EX3DV4 - SN3773; ConvF(7.02, 7.02, 7.02) @ 2560 MHz; Calibrated: 2/25/2021
- Sensor-Surface: 1.4mm (Mechanical Surface Detection)
- Phantom: Twin-SAM V5.0 (30deg probe tilt); Type: QD 000 P40 CD; Serial: 1629

Rear/QPSK RB 50,28 Ch 512000/Area Scan (10x16x1): Measurement grid: dx=12mm, dy=12mm

Maximum value of SAR (measured) = 0.887 W/kg

Rear/QPSK RB 50,28 Ch 512000/Zoom Scan (7x7x7)/Cube 0: Measurement grid: dx=5mm, dy=5mm, dz=5mm

Reference Value = 19.63 V/m; Power Drift = 0.03 dB

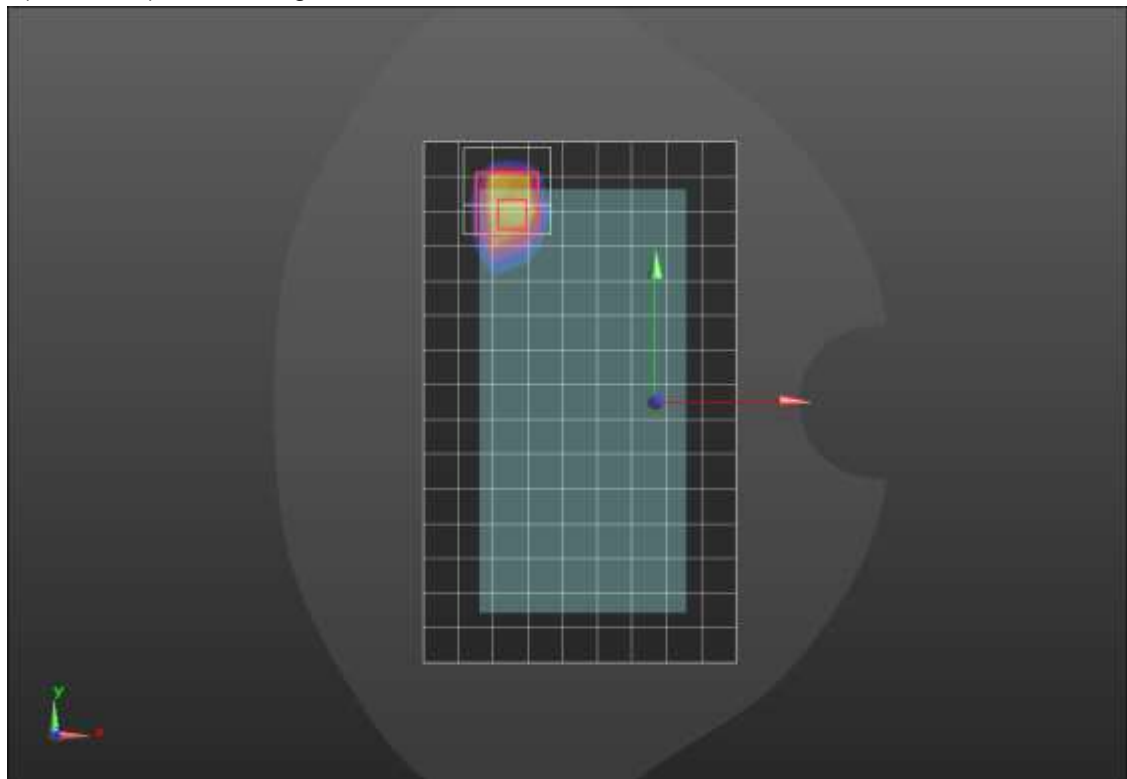
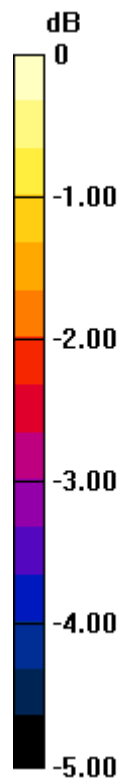
Peak SAR (extrapolated) = 1.47 W/kg

SAR(1 g) = 0.665 W/kg; SAR(10 g) = 0.338 W/kg

Smallest distance from peaks to all points 3 dB below = 6.7 mm

Ratio of SAR at M2 to SAR at M1 = 44.3%

Maximum value of SAR (measured) = 1.09 W/kg



0 dB = 1.09 W/kg = 0.37 dBW/kg

n7 ANT 4

Frequency: 2510 MHz; Duty Cycle: 1:1; Room Ambient Temperature: 24.0°C; Liquid Temperature: 23.0°C

Medium parameters used: $f = 2510$ MHz; $\sigma = 1.863$ S/m; $\epsilon_r = 38.645$; $\rho = 1000$ kg/m³

DASY5 Configuration:

- Area Scan Setting: Find Secondary Maximum Within: 2.0 dB and with a peak SAR value greater than 0.0012W/kg
- Electronics: DAE4 Sn1357; Calibrated: 1/28/2021
- Probe: EX3DV4 - SN3773; ConvF(7.02, 7.02, 7.02) @ 2510 MHz; Calibrated: 2/25/2021
- Sensor-Surface: 1.4mm (Mechanical Surface Detection)
- Phantom: Twin-SAM V5.0 (30deg probe tilt); Type: QD 000 P40 CD; Serial: 1629

Edge 2/QPSK RB 50,28 Ch 502000/Area Scan (6x16x1): Measurement grid: dx=12mm, dy=12mm
Maximum value of SAR (measured) = 1.44 W/kg

Edge 2/QPSK RB 50,28 Ch 502000/Zoom Scan (7x7x7)/Cube 0: Measurement grid: dx=5mm, dy=5mm, dz=5mm

Reference Value = 22.48 V/m; Power Drift = 0.08 dB

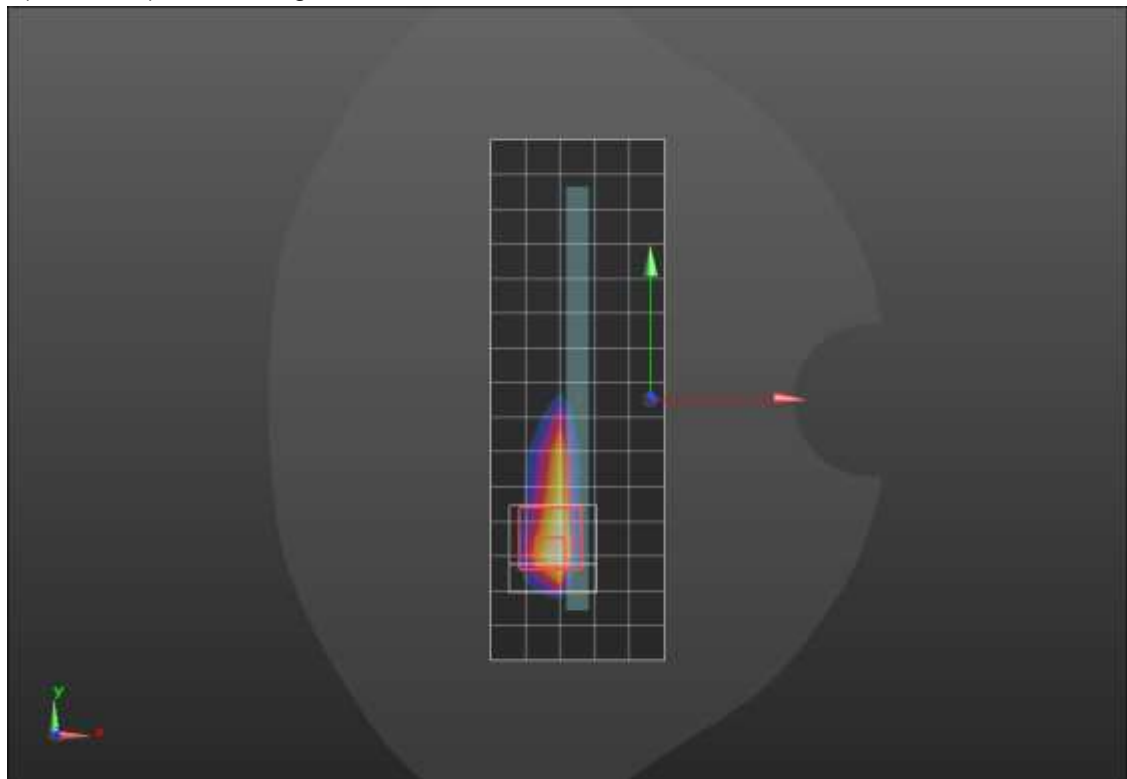
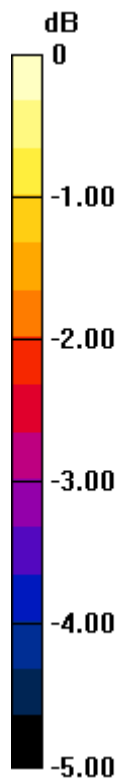
Peak SAR (extrapolated) = 1.56 W/kg

SAR(1 g) = 0.667 W/kg; SAR(10 g) = 0.297 W/kg

Smallest distance from peaks to all points 3 dB below = 8 mm

Ratio of SAR at M2 to SAR at M1 = 42.4%

Maximum value of SAR (measured) = 1.18 W/kg



0 dB = 1.18 W/kg = 0.72 dBW/kg

n7 ANT 1

Frequency: 2535 MHz; Duty Cycle: 1:1; Room Ambient Temperature: 24.0°C; Liquid Temperature: 23.0°C

Medium parameters used: $f = 2535$ MHz; $\sigma = 1.86$ S/m; $\epsilon_r = 38.364$; $\rho = 1000$ kg/m³

DASY5 Configuration:

- Area Scan Setting: Find Secondary Maximum Within: 2.0 dB and with a peak SAR value greater than 0.0012W/kg
- Electronics: DAE4 Sn1261; Calibrated: 2/24/2021
- Probe: EX3DV4 - SN7581; ConvF(7.81, 7.81, 7.81) @ 2535 MHz; Calibrated: 3/1/2021
- Sensor-Surface: 1.4mm (Mechanical Surface Detection)
- Phantom: Twin-SAM V8.0 (30deg probe tilt); Type: QD 000 P41 Ax; Serial: xxxx

RHS/Touch_QPSK RB 1,107 Ch 507000/Area Scan (10x16x1): Measurement grid: dx=12mm, dy=12mm

Maximum value of SAR (measured) = 0.437 W/kg

RHS/Touch_QPSK RB 1,107 Ch 507000/Zoom Scan (7x7x7)/Cube 0: Measurement grid: dx=5mm, dy=5mm, dz=5mm

Reference Value = 14.44 V/m; Power Drift = 0.03 dB

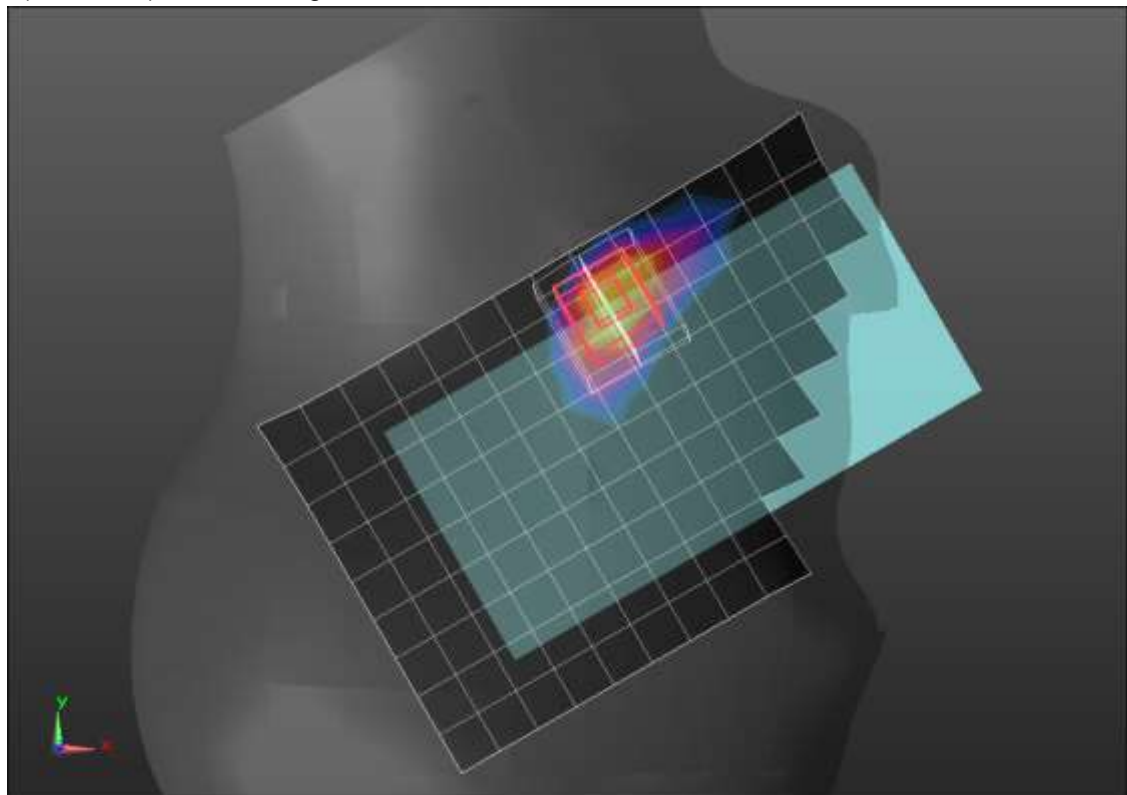
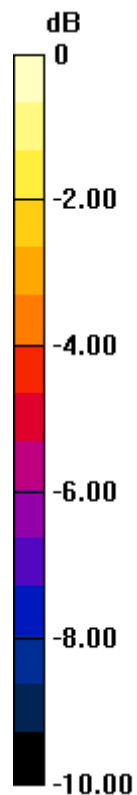
Peak SAR (extrapolated) = 0.787 W/kg

SAR(1 g) = 0.361 W/kg; SAR(10 g) = 0.167 W/kg

Smallest distance from peaks to all points 3 dB below = 7.9 mm

Ratio of SAR at M2 to SAR at M1 = 46.1%

Maximum value of SAR (measured) = 0.627 W/kg



0 dB = 0.627 W/kg = -2.03 dBW/kg

n7 ANT 1

Frequency: 2535 MHz; Duty Cycle: 1:1; Room Ambient Temperature: 24.0°C; Liquid Temperature: 23.0°C

Medium parameters used: $f = 2535$ MHz; $\sigma = 1.873$ S/m; $\epsilon_r = 38.081$; $\rho = 1000$ kg/m³

DASY5 Configuration:

- Area Scan Setting: Find Secondary Maximum Within: 2.0 dB and with a peak SAR value greater than 0.0012W/kg
- Electronics: DAE4 Sn1352; Calibrated: 11/17/2020
- Probe: EX3DV4 - SN7569; ConvF(7.49, 7.49, 7.49) @ 2535 MHz; Calibrated: 4/26/2021
- Sensor-Surface: 1.4mm (Mechanical Surface Detection)
- Phantom: SAM with CRP (Wi-Fi 5 GHz); Type: QD000P40CD; Serial: TP:xxxx

Rear/QPSK RB 108,54 Ch 507000/Area Scan (10x16x1): Measurement grid: dx=12mm, dy=12mm

Maximum value of SAR (measured) = 1.13 W/kg

Rear/QPSK RB 108,54 Ch 507000/Zoom Scan (8x8x7)/Cube 0: Measurement grid: dx=5mm, dy=5mm, dz=5mm

Reference Value = 23.29 V/m; Power Drift = -0.12 dB

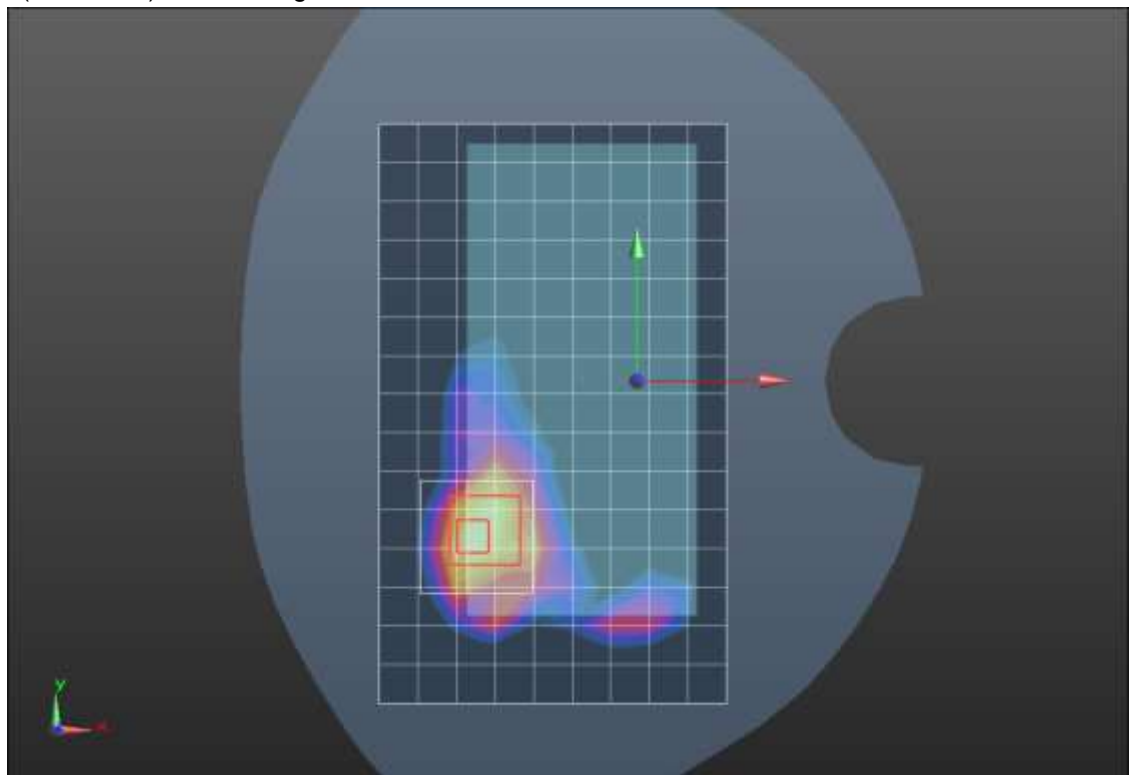
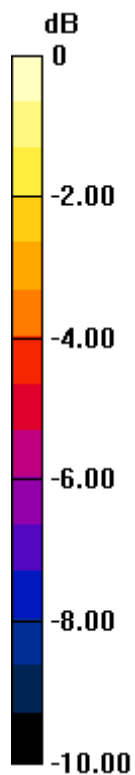
Peak SAR (extrapolated) = 1.79 W/kg

SAR(1 g) = 0.769 W/kg; SAR(10 g) = 0.370 W/kg

Smallest distance from peaks to all points 3 dB below = 8.9 mm

Ratio of SAR at M2 to SAR at M1 = 41.2%

Maximum value of SAR (measured) = 1.36 W/kg



0 dB = 1.36 W/kg = 1.34 dBW/kg

n7 ANT 1

Frequency: 2535 MHz; Duty Cycle: 1:1; Room Ambient Temperature: 24.0°C; Liquid Temperature: 23.0°C

Medium parameters used: $f = 2535$ MHz; $\sigma = 1.873$ S/m; $\epsilon_r = 38.081$; $\rho = 1000$ kg/m³

DASY5 Configuration:

- Area Scan Setting: Find Secondary Maximum Within: 2.0 dB and with a peak SAR value greater than 0.0012W/kg
- Electronics: DAE4 Sn1352; Calibrated: 11/17/2020
- Probe: EX3DV4 - SN7569; ConvF(7.49, 7.49, 7.49) @ 2535 MHz; Calibrated: 4/26/2021
- Sensor-Surface: 1.4mm (Mechanical Surface Detection)
- Phantom: SAM with CRP (Wi-Fi 5 GHz); Type: QD000P40CD; Serial: TP:xxxx

Edge 2/QPSK RB 108,54 Ch 507000/Area Scan (6x16x1): Measurement grid: dx=12mm, dy=12mm
Maximum value of SAR (measured) = 1.47 W/kg

Edge 2/QPSK RB 108,54 Ch 507000/Zoom Scan (7x7x7)/Cube 0: Measurement grid: dx=5mm, dy=5mm, dz=5mm

Reference Value = 21.64 V/m; Power Drift = -0.13 dB

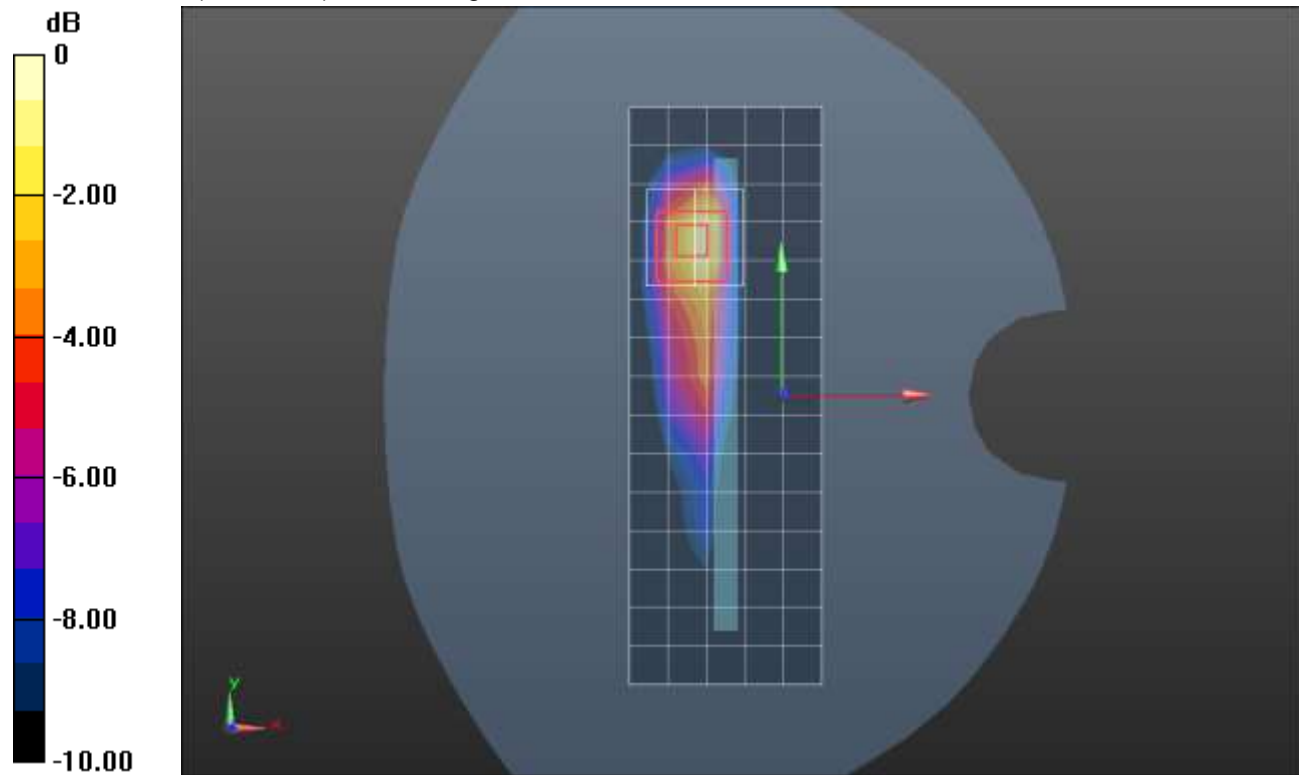
Peak SAR (extrapolated) = 2.09 W/kg

SAR(1 g) = 0.870 W/kg; SAR(10 g) = 0.364 W/kg

Smallest distance from peaks to all points 3 dB below = 7 mm

Ratio of SAR at M2 to SAR at M1 = 43.1%

Maximum value of SAR (measured) = 1.57 W/kg



0 dB = 1.57 W/kg = 1.96 dBW/kg

n7 ANT 2

Frequency: 2535 MHz; Duty Cycle: 1:1; Room Ambient Temperature: 24.0°C; Liquid Temperature: 23.0°C

Medium parameters used: $f = 2535$ MHz; $\sigma = 1.832$ S/m; $\epsilon_r = 40.531$; $\rho = 1000$ kg/m³

DASY5 Configuration:

- Area Scan Setting: Find Secondary Maximum Within: 2.0 dB and with a peak SAR value greater than 0.0012W/kg
- Electronics: DAE4 Sn1239; Calibrated: 7/29/2020
- Probe: EX3DV4 - SN7498; ConvF(7.66, 7.66, 7.66) @ 2535 MHz; Calibrated: 3/18/2021
- Sensor-Surface: 1.4mm (Mechanical Surface Detection)
- Phantom: Twin-SAM V8.0 (20deg probe tilt); Type: QD 000 P41 Ax; Serial: xxxx

RHS/Touch_QPSK RB 108, 54 Ch 507000/Area Scan (10x16x1): Measurement grid: dx=12mm, dy=12mm

Maximum value of SAR (measured) = 1.59 W/kg

RHS/Touch_QPSK RB 108, 54 Ch 507000/Zoom Scan (7x7x7)/Cube 0: Measurement grid: dx=5mm, dy=5mm, dz=5mm

Reference Value = 24.89 V/m; Power Drift = -0.04 dB

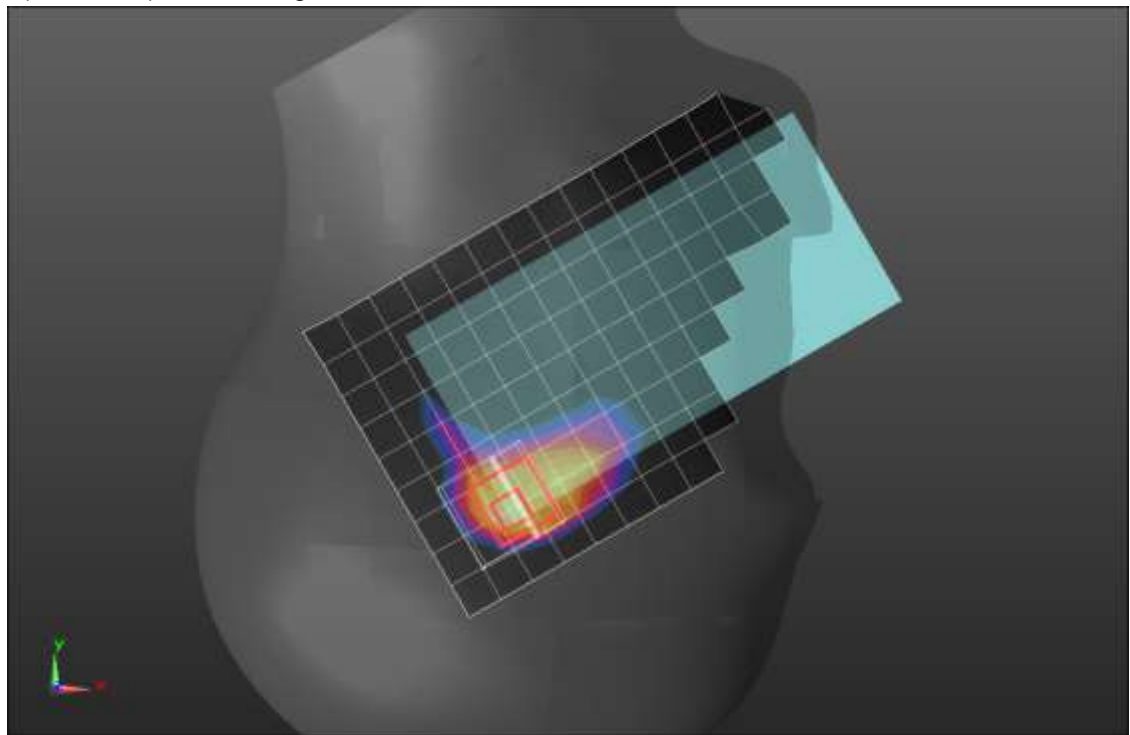
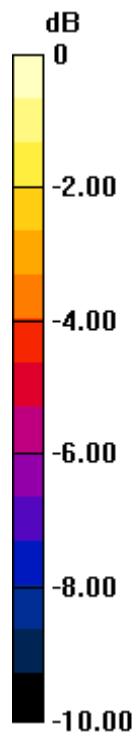
Peak SAR (extrapolated) = 2.00 W/kg

SAR(1 g) = 0.778 W/kg; SAR(10 g) = 0.343 W/kg

Smallest distance from peaks to all points 3 dB below = 5.7 mm

Ratio of SAR at M2 to SAR at M1 = 39.4%

Maximum value of SAR (measured) = 1.54 W/kg



0 dB = 1.54 W/kg = 1.88 dBW/kg

n7 ANT 2

Frequency: 2535 MHz; Duty Cycle: 1:1; Room Ambient Temperature: 24.0°C; Liquid Temperature: 23.0°C

Medium parameters used: $f = 2535$ MHz; $\sigma = 1.832$ S/m; $\epsilon_r = 40.531$; $\rho = 1000$ kg/m³

DASY5 Configuration:

- Area Scan Setting: Find Secondary Maximum Within: 2.0 dB and with a peak SAR value greater than 0.0012W/kg
- Electronics: DAE4 Sn1239; Calibrated: 7/29/2020
- Probe: EX3DV4 - SN7498; ConvF(7.66, 7.66, 7.66) @ 2535 MHz; Calibrated: 3/18/2021
- Sensor-Surface: 1.4mm (Mechanical Surface Detection (Locations From Previous Scan Used)), Sensor-Surface: 1.4mm (Mechanical Surface Detection)
- Phantom: Twin-SAM V8.0 (20deg probe tilt); Type: QD 000 P41 Ax; Serial: xxxx

Rear/QPSK RB 108,54 Ch 507000/Area Scan (10x16x1): Measurement grid: dx=12mm, dy=12mm

Maximum value of SAR (measured) = 1.14 W/kg

Rear/QPSK RB 108,54 Ch 507000/Zoom Scan (7x7x7)/Cube 0: Measurement grid: dx=5mm, dy=5mm, dz=5mm

Reference Value = 22.91 V/m; Power Drift = 0.07 dB

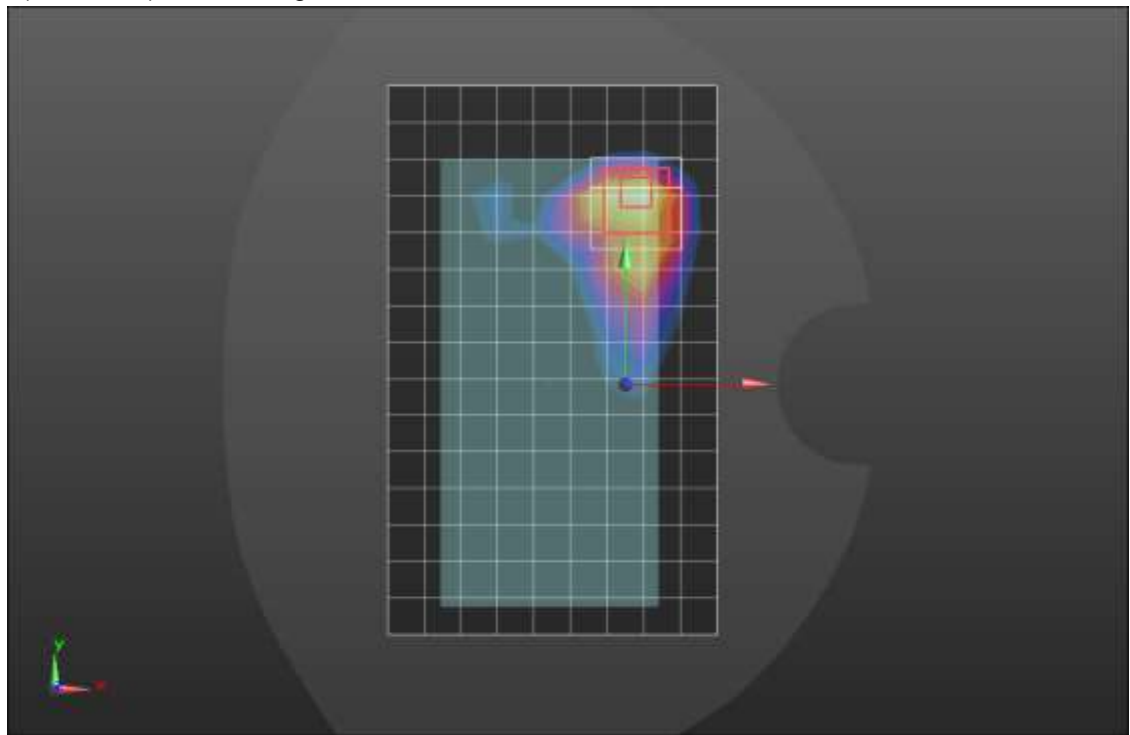
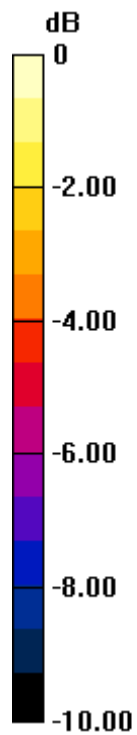
Peak SAR (extrapolated) = 1.54 W/kg

SAR(1 g) = 0.633 W/kg; SAR(10 g) = 0.267 W/kg

Smallest distance from peaks to all points 3 dB below = 5 mm

Ratio of SAR at M2 to SAR at M1 = 44.9%

Maximum value of SAR (measured) = 1.11 W/kg



0 dB = 1.11 W/kg = 0.45 dBW/kg

n7 ANT 3

Frequency: 2535 MHz; Duty Cycle: 1:1; Room Ambient Temperature: 24.0°C; Liquid Temperature: 23.0°C

Medium parameters used: $f = 2535$ MHz; $\sigma = 1.832$ S/m; $\epsilon_r = 40.531$; $\rho = 1000$ kg/m³

DASY5 Configuration:

- Area Scan Setting: Find Secondary Maximum Within: 2.0 dB and with a peak SAR value greater than 0.0012W/kg
- Electronics: DAE4 Sn1239; Calibrated: 7/29/2020
- Probe: EX3DV4 - SN7498; ConvF(7.66, 7.66, 7.66) @ 2535 MHz; Calibrated: 3/18/2021
- Sensor-Surface: 1.4mm (Mechanical Surface Detection)
- Phantom: Twin-SAM V8.0 (20deg probe tilt); Type: QD 000 P41 Ax; Serial: xxxx

LHS/Touch_QPSK RB 108,54 Ch 507000/Area Scan (10x16x1): Measurement grid: dx=12mm, dy=12mm

Maximum value of SAR (measured) = 0.471 W/kg

LHS/Touch_QPSK RB 108,54 Ch 507000/Zoom Scan (7x7x7)/Cube 0: Measurement grid: dx=5mm, dy=5mm, dz=5mm

Reference Value = 15.24 V/m; Power Drift = 0.08 dB

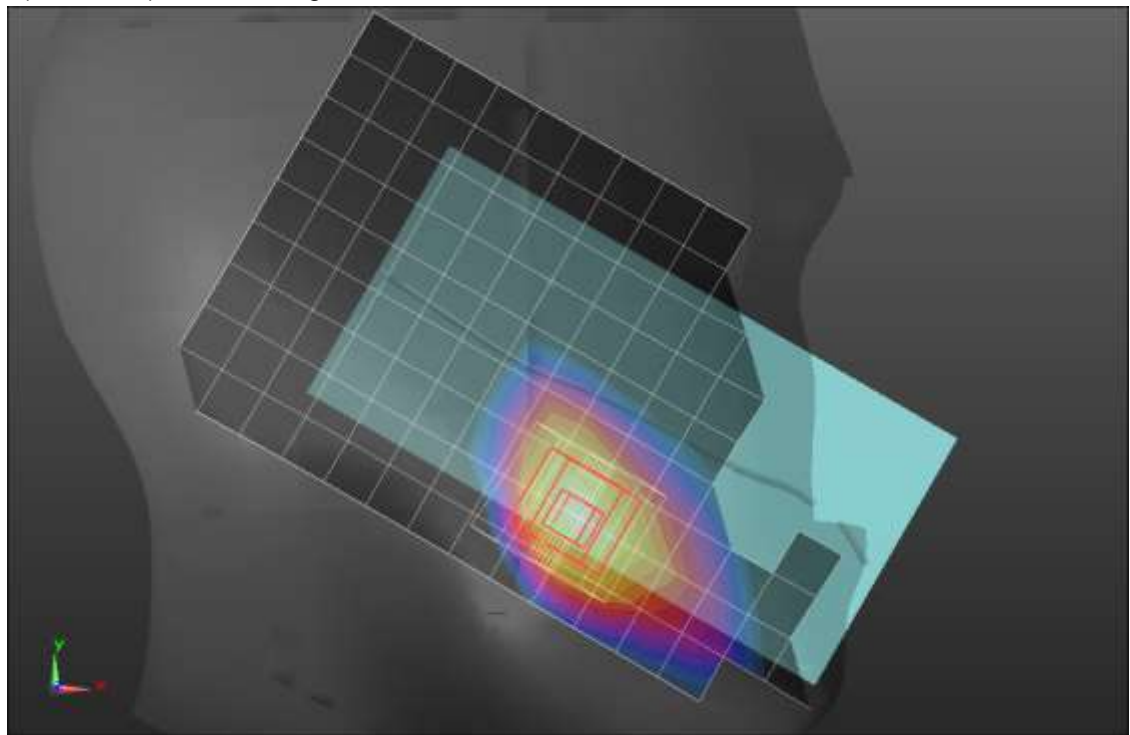
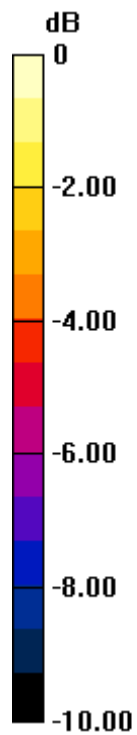
Peak SAR (extrapolated) = 0.577 W/kg

SAR(1 g) = 0.323 W/kg; SAR(10 g) = 0.174 W/kg

Smallest distance from peaks to all points 3 dB below = 10.2 mm

Ratio of SAR at M2 to SAR at M1 = 54.3%

Maximum value of SAR (measured) = 0.476 W/kg



0 dB = 0.476 W/kg = -3.22 dBW/kg

n7 ANT 3

Frequency: 2535 MHz; Duty Cycle: 1:1; Room Ambient Temperature: 24.0°C; Liquid Temperature: 23.0°C

Medium parameters used: $f = 2535$ MHz; $\sigma = 1.832$ S/m; $\epsilon_r = 40.531$; $\rho = 1000$ kg/m³

DASY5 Configuration:

- Area Scan Setting: Find Secondary Maximum Within: 2.0 dB and with a peak SAR value greater than 0.0012W/kg
- Electronics: DAE4 Sn1239; Calibrated: 7/29/2020
- Probe: EX3DV4 - SN7498; ConvF(7.66, 7.66, 7.66) @ 2535 MHz; Calibrated: 3/18/2021
- Sensor-Surface: 1.4mm (Mechanical Surface Detection)
- Phantom: Twin-SAM V8.0 (20deg probe tilt); Type: QD 000 P41 Ax; Serial: xxxx

Rear/QPSK RB 108,54 Ch 507000/Area Scan (10x16x1): Measurement grid: dx=12mm, dy=12mm
Maximum value of SAR (measured) = 1.08 W/kg

Rear/QPSK RB 108,54 Ch 507000/Zoom Scan (7x7x7)/Cube 0: Measurement grid: dx=5mm, dy=5mm, dz=5mm

Reference Value = 21.97 V/m; Power Drift = -0.14 dB

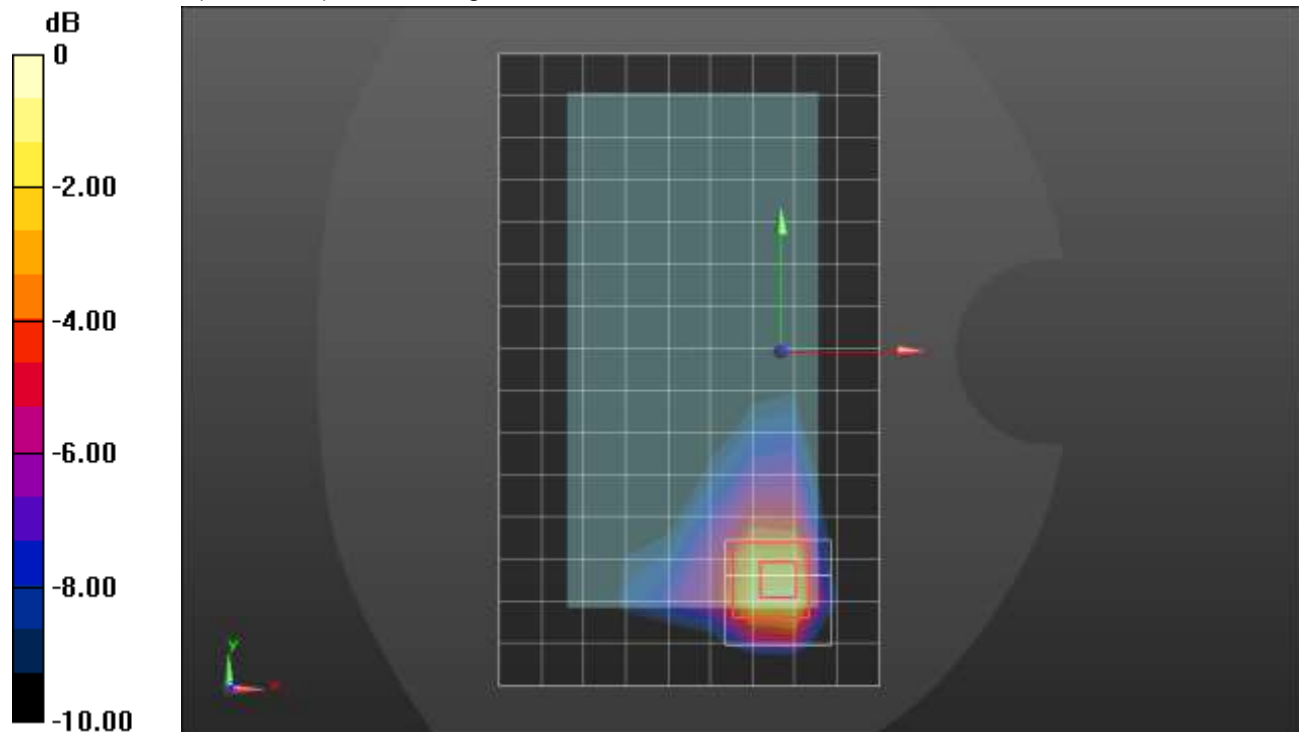
Peak SAR (extrapolated) = 1.64 W/kg

SAR(1 g) = 0.786 W/kg; SAR(10 g) = 0.366 W/kg

Smallest distance from peaks to all points 3 dB below = 8.9 mm

Ratio of SAR at M2 to SAR at M1 = 49.1%

Maximum value of SAR (measured) = 1.32 W/kg



0 dB = 1.32 W/kg = 1.21 dBW/kg

n7 ANT 4

Frequency: 2535 MHz; Duty Cycle: 1:1; Room Ambient Temperature: 24.0°C; Liquid Temperature: 23.0°C

Medium parameters used: $f = 2535$ MHz; $\sigma = 1.873$ S/m; $\epsilon_r = 38.081$; $\rho = 1000$ kg/m³

DASY5 Configuration:

- Area Scan Setting: Find Secondary Maximum Within: 2.0 dB and with a peak SAR value greater than 0.0012W/kg
- Electronics: DAE4 Sn1352; Calibrated: 11/17/2020
- Probe: EX3DV4 - SN7569; ConvF(7.49, 7.49, 7.49) @ 2535 MHz; Calibrated: 4/26/2021
- Sensor-Surface: 1.4mm (Mechanical Surface Detection)
- Phantom: SAM with CRP (Wi-Fi 5 GHz); Type: QD000P40CD; Serial: TP:xxxx

LHS/Touch_QPSK RB 108,54 Ch 507000/Area Scan (10x16x1): Measurement grid: dx=12mm, dy=12mm

Maximum value of SAR (measured) = 0.817 W/kg

LHS/Touch_QPSK RB 108,54 Ch 507000/Zoom Scan (7x7x7)/Cube 0: Measurement grid: dx=5mm, dy=5mm, dz=5mm

Reference Value = 19.91 V/m; Power Drift = -0.13 dB


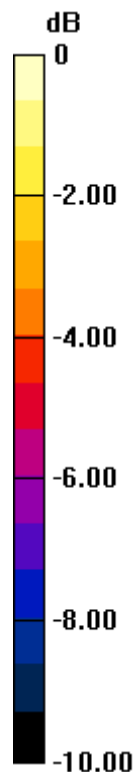
Peak SAR (extrapolated) = 1.47 W/kg

SAR(1 g) = 0.563 W/kg; SAR(10 g) = 0.245 W/kg

Smallest distance from peaks to all points 3 dB below = 7.3 mm

Ratio of SAR at M2 to SAR at M1 = 38%

Maximum value of SAR (measured) = 1.09 W/kg



0 dB = 1.09 W/kg = 0.37 dBW/kg

n7 ANT 4

Frequency: 2535 MHz; Duty Cycle: 1:1; Room Ambient Temperature: 24.0°C; Liquid Temperature: 23.0°C

Medium parameters used: $f = 2535$ MHz; $\sigma = 1.873$ S/m; $\epsilon_r = 38.081$; $\rho = 1000$ kg/m³

DASY5 Configuration:

- Area Scan Setting: Find Secondary Maximum Within: 2.0 dB and with a peak SAR value greater than 0.0012W/kg
- Electronics: DAE4 Sn1352; Calibrated: 11/17/2020
- Probe: EX3DV4 - SN7569; ConvF(7.49, 7.49, 7.49) @ 2535 MHz; Calibrated: 4/26/2021
- Sensor-Surface: 1.4mm (Mechanical Surface Detection (Locations From Previous Scan Used)), Sensor-Surface: 1.4mm (Mechanical Surface Detection)
- Phantom: SAM with CRP (Wi-Fi 5 GHz); Type: QD000P40CD; Serial: TP:xxxx

Rear/QPSK RB 108,54 Ch 507000/Area Scan (10x16x1): Measurement grid: dx=12mm, dy=12mm
Maximum value of SAR (measured) = 0.858 W/kg

Rear/QPSK RB 108,54 Ch 507000/Zoom Scan (7x7x7)/Cube 0: Measurement grid: dx=5mm, dy=5mm, dz=5mm

Reference Value = 19.08 V/m; Power Drift = -0.05 dB

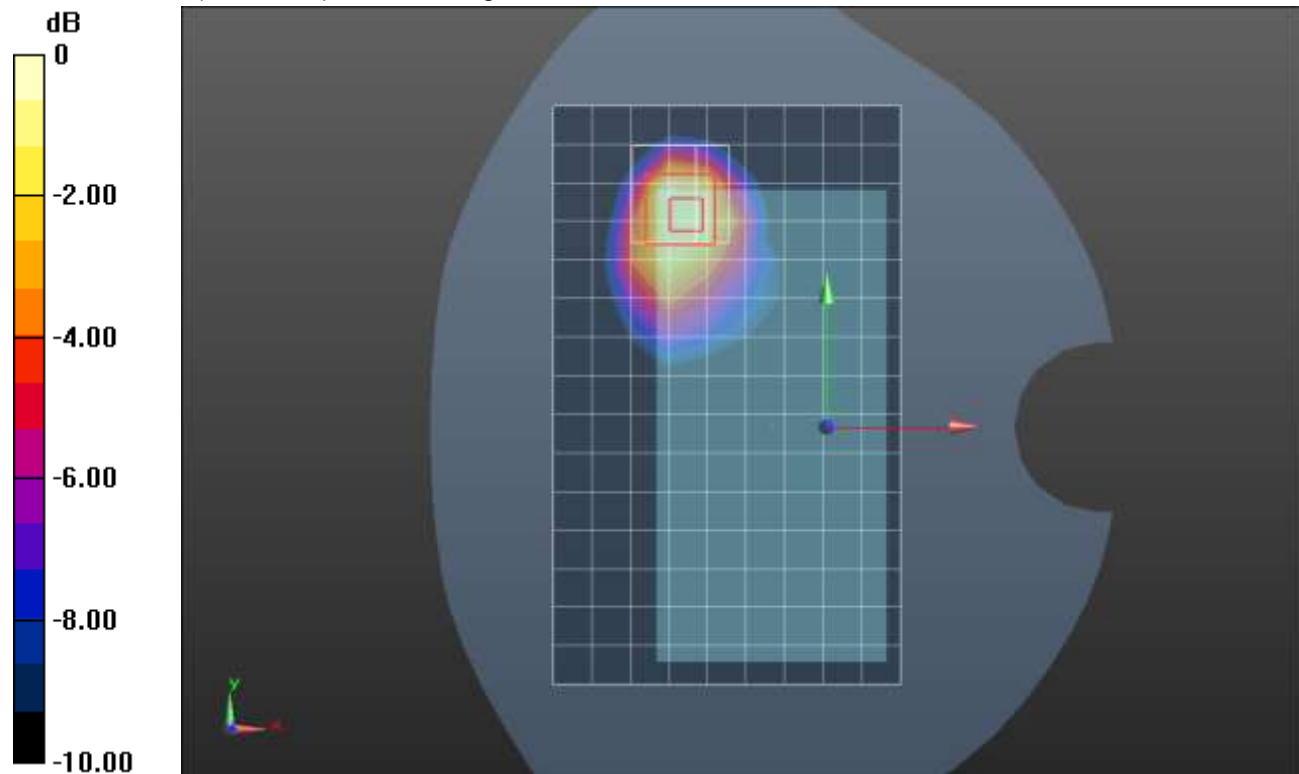
Peak SAR (extrapolated) = 1.25 W/kg

SAR(1 g) = 0.556 W/kg; SAR(10 g) = 0.281 W/kg

Smallest distance from peaks to all points 3 dB below = 10.8 mm

Ratio of SAR at M2 to SAR at M1 = 43.8%

Maximum value of SAR (measured) = 0.929 W/kg



0 dB = 0.929 W/kg = -0.32 dBW/kg

n7 ANT 4

Frequency: 2535 MHz; Duty Cycle: 1:1; Room Ambient Temperature: 24.0°C; Liquid Temperature: 23.0°C

Medium parameters used: $f = 2535$ MHz; $\sigma = 1.873$ S/m; $\epsilon_r = 38.081$; $\rho = 1000$ kg/m³

DASY5 Configuration:

- Area Scan Setting: Find Secondary Maximum Within: 2.0 dB and with a peak SAR value greater than 0.0012W/kg
- Electronics: DAE4 Sn1352; Calibrated: 11/17/2020
- Probe: EX3DV4 - SN7569; ConvF(7.49, 7.49, 7.49) @ 2535 MHz; Calibrated: 4/26/2021
- Sensor-Surface: 1.4mm (Mechanical Surface Detection)
- Phantom: SAM with CRP (Wi-Fi 5 GHz); Type: QD000P40CD; Serial: TP:xxxx

Edge 2/QPSK RB 108,54 Ch 507000/Area Scan (7x16x1): Measurement grid: dx=12mm, dy=12mm
Maximum value of SAR (measured) = 0.808 W/kg

Edge 2/QPSK RB 108,54 Ch 507000/Zoom Scan (7x7x7)/Cube 0: Measurement grid: dx=5mm, dy=5mm, dz=5mm

Reference Value = 19.36 V/m; Power Drift = 0.16 dB

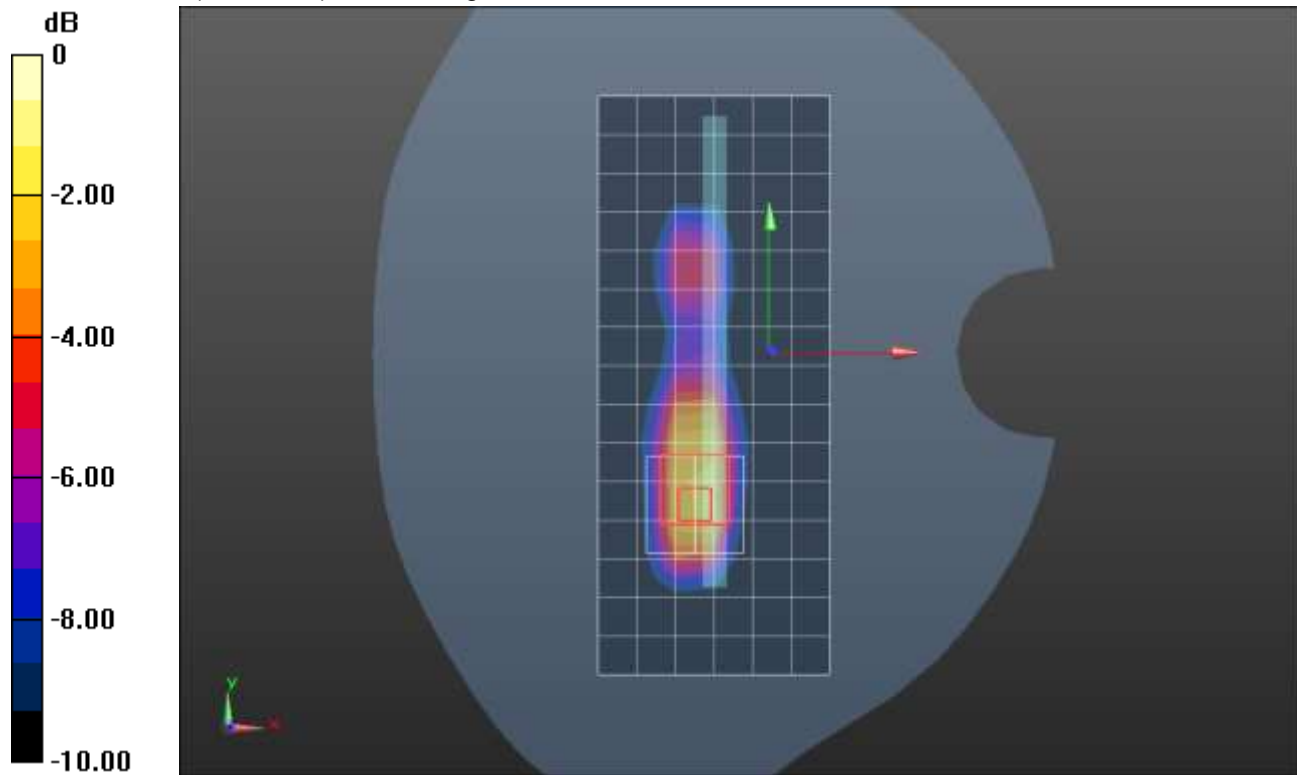
Peak SAR (extrapolated) = 1.66 W/kg

SAR(1 g) = 0.683 W/kg; SAR(10 g) = 0.321 W/kg

Smallest distance from peaks to all points 3 dB below = 8 mm

Ratio of SAR at M2 to SAR at M1 = 40.6%

Maximum value of SAR (measured) = 1.25 W/kg



0 dB = 1.25 W/kg = 0.97 dBW/kg

n12 ANT 1

Frequency: 707.5 MHz; Duty Cycle: 1:1; Room Ambient Temperature: 24.0°C; Liquid Temperature: 23.0°C

Medium parameters used (interpolated): $f = 707.5$ MHz; $\sigma = 0.938$ S/m; $\epsilon_r = 44.173$; $\rho = 1000$ kg/m³

DASY5 Configuration:

- Area Scan Setting: Find Secondary Maximum Within: 2.0 dB and with a peak SAR value greater than 0.0012W/kg
- Electronics: DAE4 Sn1434; Calibrated: 10/12/2020
- Probe: EX3DV4 - SN3686; ConvF(9.83, 9.83, 9.83); Calibrated: 9/21/2020;
- Sensor-Surface: 1.4mm (Mechanical Surface Detection)
- Phantom: SAM B with CRP; Type: SAM; Serial: 1751

RHS/Touch_QPSK RB 1,40 Ch 141500/Area Scan (8x13x1): Measurement grid: dx=15mm, dy=15mm

[Info: Interpolated medium parameters used for SAR evaluation.](#)

Maximum value of SAR (measured) = 0.121 W/kg

RHS/Touch_QPSK RB 1,40 Ch 141500/Zoom Scan (5x5x7)/Cube 0: Measurement grid: dx=8mm, dy=8mm, dz=5mm

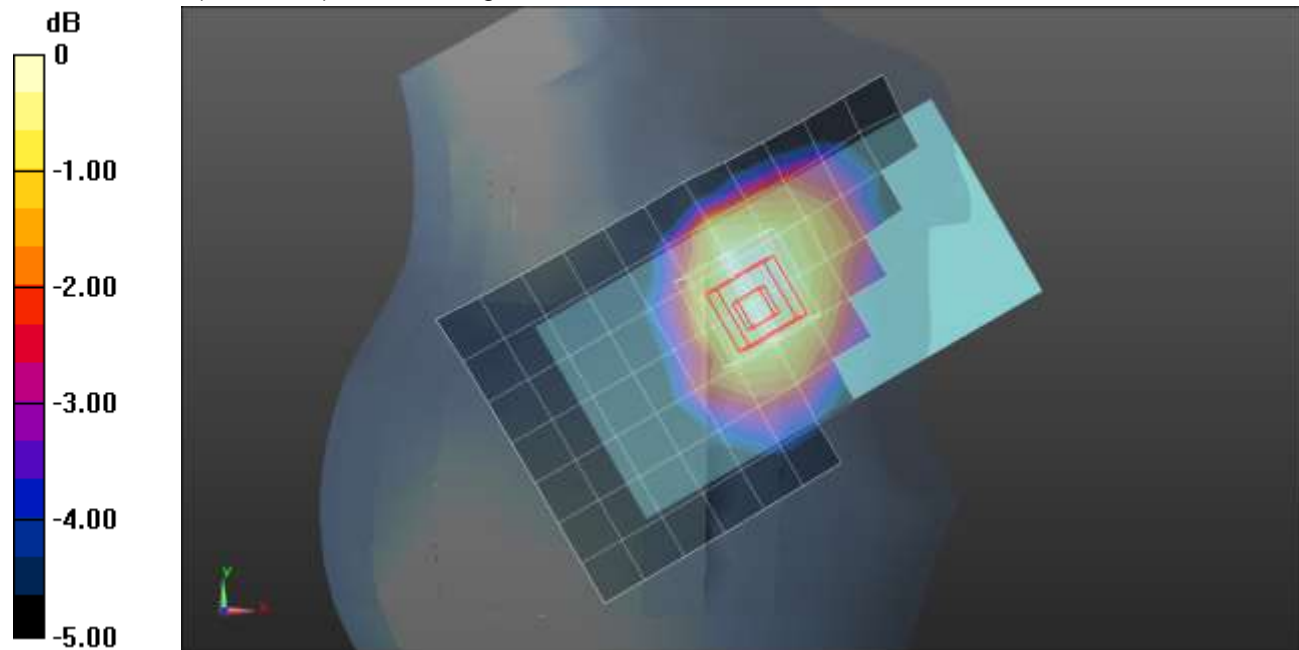
Reference Value = 11.017 V/m; Power Drift = 0.07 dB

Peak SAR (extrapolated) = 0.132 W/kg

SAR(1 g) = 0.102 W/kg; SAR(10 g) = 0.081 W/kg

[Info: Interpolated medium parameters used for SAR evaluation.](#)

Maximum value of SAR (measured) = 0.119 W/kg



0 dB = 0.119 W/kg = -9.24 dBW/kg

n12 ANT 1

Frequency: 707.5 MHz; Duty Cycle: 1:1; Room Ambient Temperature: 24.0°C; Liquid Temperature: 23.0°C

Medium parameters used (interpolated): $f = 707.5$ MHz; $\sigma = 0.938$ S/m; $\epsilon_r = 44.173$; $\rho = 1000$ kg/m³

DASY5 Configuration:

- Area Scan Setting: Find Secondary Maximum Within: 2.0 dB and with a peak SAR value greater than 0.0012W/kg
- Electronics: DAE4 Sn1434; Calibrated: 10/12/2020
- Probe: EX3DV4 - SN3686; ConvF(9.83, 9.83, 9.83); Calibrated: 9/21/2020;
- Sensor-Surface: 1.4mm (Mechanical Surface Detection)
- Phantom: SAM B with CRP; Type: SAM; Serial: 1751

Rear/QPSK RB 1,40 Ch 141500/Area Scan (9x13x1): Measurement grid: dx=15mm, dy=15mm

[Info: Interpolated medium parameters used for SAR evaluation.](#)

Maximum value of SAR (measured) = 0.471 W/kg

Rear/QPSK RB 1,40 Ch 141500/Zoom Scan (5x5x7)/Cube 0: Measurement grid: dx=8mm, dy=8mm, dz=5mm

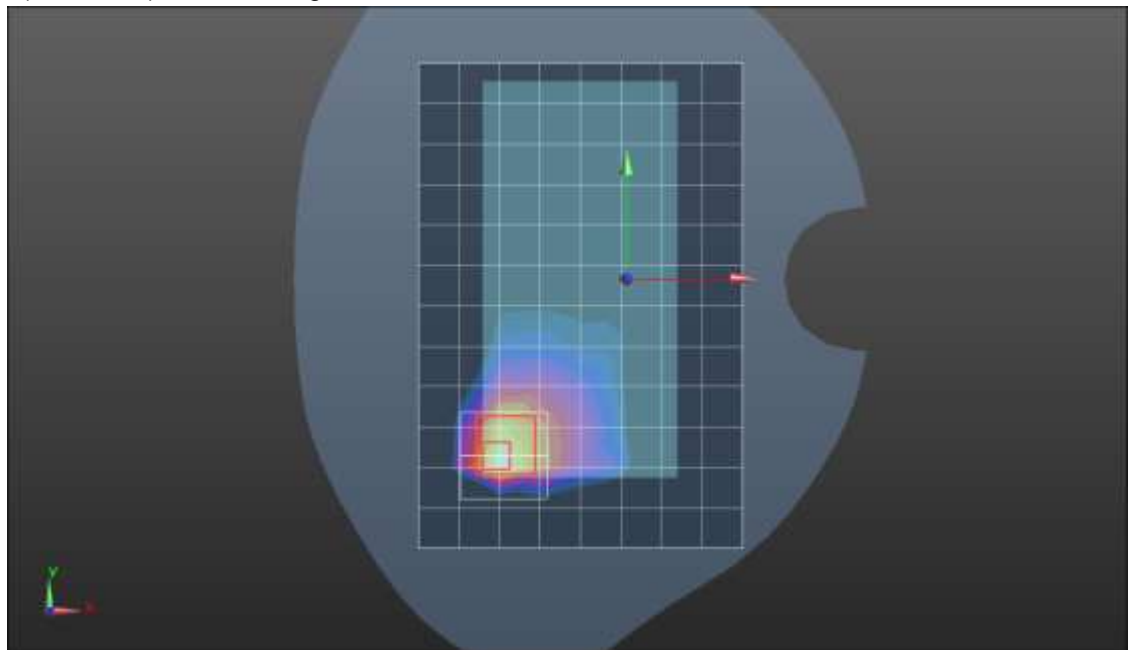
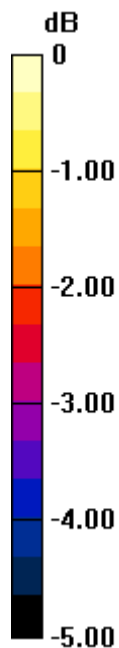
Reference Value = 20.337 V/m; Power Drift = 0.10 dB

Peak SAR (extrapolated) = 0.627 W/kg

SAR(1 g) = 0.317 W/kg; SAR(10 g) = 0.189 W/kg

[Info: Interpolated medium parameters used for SAR evaluation.](#)

Maximum value of SAR (measured) = 0.464 W/kg



0 dB = 0.464 W/kg = -3.33 dBW/kg

n12 ANT 1

Frequency: 707.5 MHz; Duty Cycle: 1:1; Room Ambient Temperature: 24.0°C; Liquid Temperature: 23.0°C

Medium parameters used (interpolated): $f = 707.5$ MHz; $\sigma = 0.938$ S/m; $\epsilon_r = 44.173$; $\rho = 1000$ kg/m³

DASY5 Configuration:

- Area Scan Setting: Find Secondary Maximum Within: 2.0 dB and with a peak SAR value greater than 0.0012W/kg
- Electronics: DAE4 Sn1434; Calibrated: 10/12/2020
- Probe: EX3DV4 - SN3686; ConvF(9.83, 9.83, 9.83); Calibrated: 9/21/2020;
- Sensor-Surface: 1.4mm (Mechanical Surface Detection)
- Phantom: SAM B with CRP; Type: SAM; Serial: 1751

Edge 2/QPSK RB 1,40 Ch 141500/Area Scan (7x13x1): Measurement grid: dx=15mm, dy=15mm

[Info: Interpolated medium parameters used for SAR evaluation.](#)

Maximum value of SAR (measured) = 0.363 W/kg

Edge 2/QPSK RB 1,40 Ch 141500/Zoom Scan (5x5x7)/Cube 0: Measurement grid: dx=8mm, dy=8mm, dz=5mm

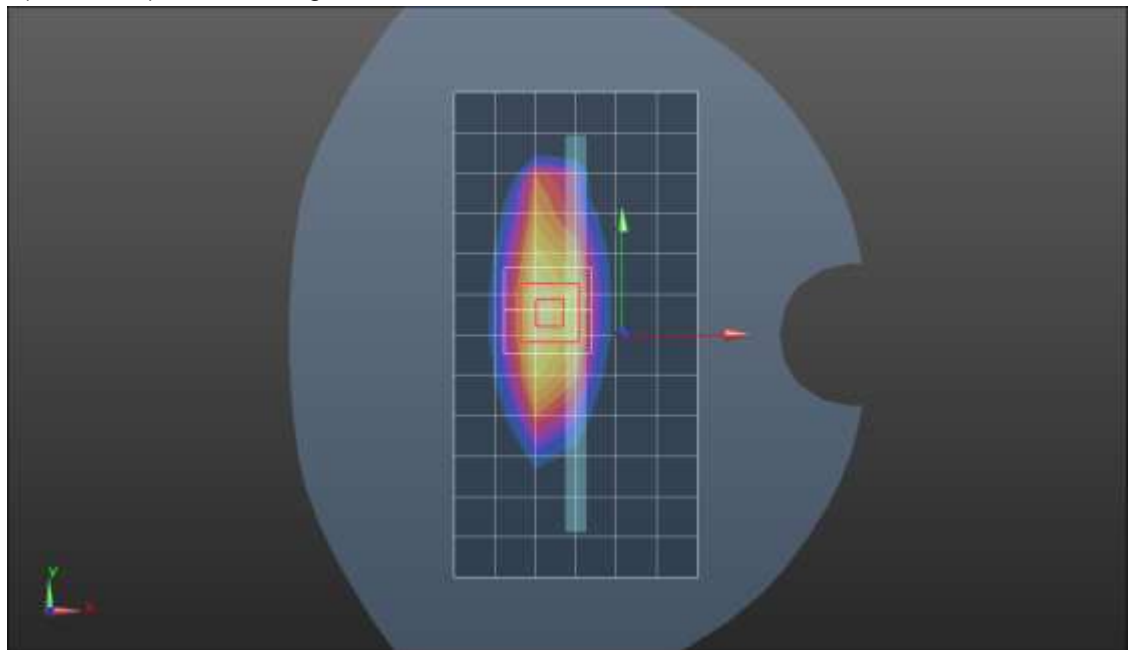
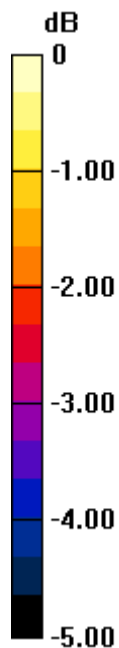
Reference Value = 20.337 V/m; Power Drift = -0.10 dB

Peak SAR (extrapolated) = 0.450 W/kg

SAR(1 g) = 0.285 W/kg; SAR(10 g) = 0.186 W/kg

[Info: Interpolated medium parameters used for SAR evaluation.](#)

Maximum value of SAR (measured) = 0.391 W/kg



0 dB = 0.391 W/kg = -4.08 dBW/kg

n12 ANT 2

Frequency: 707.5 MHz; Duty Cycle: 1:1; Room Ambient Temperature: 24.0°C; Liquid Temperature: 23.0°C

Medium parameters used (interpolated): $f = 707.5$ MHz; $\sigma = 0.905$ S/m; $\epsilon_r = 43.878$; $\rho = 1000$ kg/m³

DASY5 Configuration:

- Area Scan Setting: Find Secondary Maximum Within: 2.0 dB and with a peak SAR value greater than 0.0012W/kg
- Electronics: DAE4 Sn1434; Calibrated: 10/12/2020
- Probe: EX3DV4 - SN3686; ConvF(9.83, 9.83, 9.83); Calibrated: 9/21/2020;
- Sensor-Surface: 1.4mm (Mechanical Surface Detection)
- Phantom: SAM B with CRP; Type: SAM; Serial: 1751

LHS/Touch_QPSK RB 1,40 Ch 141500/Area Scan (8x13x1): Measurement grid: dx=15mm, dy=15mm

[Info: Interpolated medium parameters used for SAR evaluation.](#)

Maximum value of SAR (measured) = 0.500 W/kg

LHS/Touch_QPSK RB 1,40 Ch 141500/Zoom Scan (5x5x7)/Cube 0: Measurement grid: dx=8mm, dy=8mm, dz=5mm


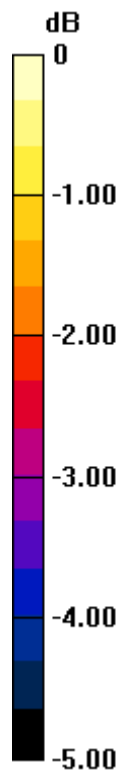
Reference Value = 21.041 V/m; Power Drift = 0.17 dB

Peak SAR (extrapolated) = 0.728 W/kg

SAR(1 g) = 0.304 W/kg; SAR(10 g) = 0.181 W/kg

[Info: Interpolated medium parameters used for SAR evaluation.](#)

Maximum value of SAR (measured) = 0.490 W/kg



0 dB = 0.490 W/kg = -3.10 dBW/kg

n12 ANT 2

Frequency: 707.5 MHz; Duty Cycle: 1:1; Room Ambient Temperature: 24.0°C; Liquid Temperature: 23.0°C

Medium parameters used (interpolated): $f = 707.5$ MHz; $\sigma = 0.938$ S/m; $\epsilon_r = 44.173$; $\rho = 1000$ kg/m³

DASY5 Configuration:

- Area Scan Setting: Find Secondary Maximum Within: 2.0 dB and with a peak SAR value greater than 0.0012W/kg
- Electronics: DAE4 Sn1434; Calibrated: 10/12/2020
- Probe: EX3DV4 - SN3686; ConvF(9.83, 9.83, 9.83); Calibrated: 9/21/2020;
- Sensor-Surface: 1.4mm (Mechanical Surface Detection)
- Phantom: SAM B with CRP; Type: SAM; Serial: 1751

Rear/QPSK RB 1,40 Ch 141500/Area Scan (9x13x1): Measurement grid: dx=15mm, dy=15mm

[Info: Interpolated medium parameters used for SAR evaluation.](#)

Maximum value of SAR (measured) = 0.323 W/kg

Rear/QPSK RB 1,40 Ch 141500/Zoom Scan (5x6x7)/Cube 0: Measurement grid: dx=8mm, dy=8mm, dz=5mm

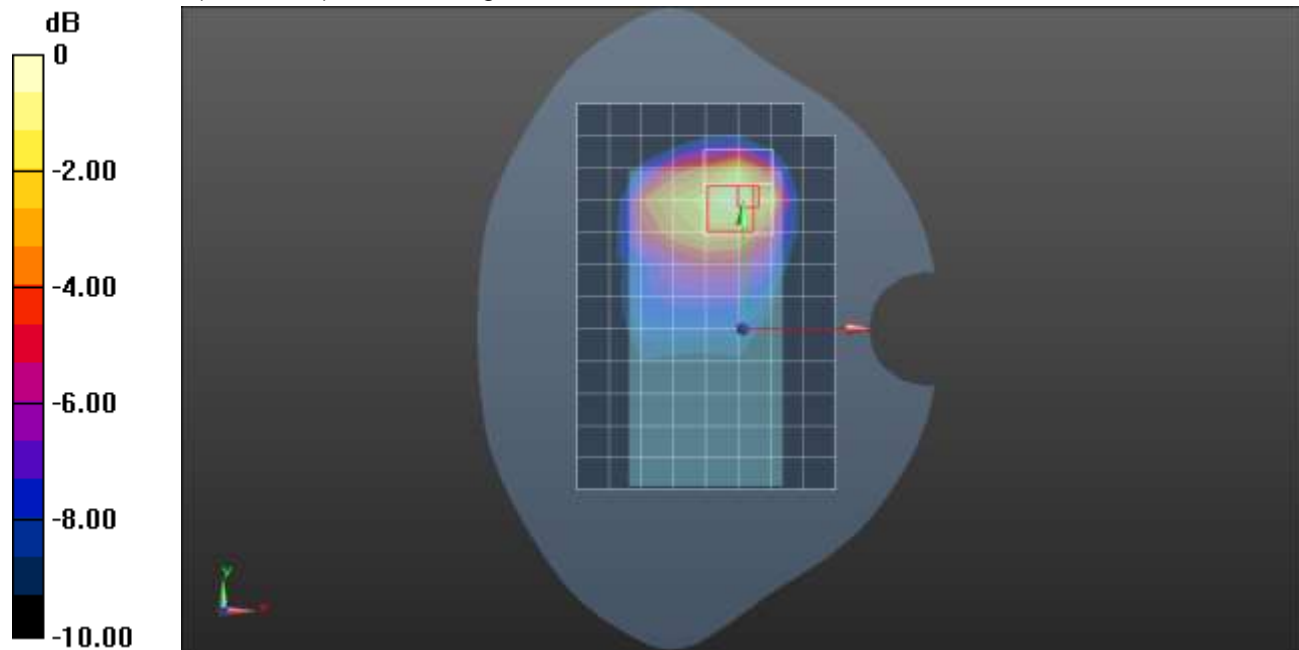
Reference Value = 0.771 V/m; Power Drift = -0.07 dB

Peak SAR (extrapolated) = 0.520 W/kg

SAR(1 g) = 0.228 W/kg; SAR(10 g) = 0.133 W/kg

[Info: Interpolated medium parameters used for SAR evaluation.](#)

Maximum value of SAR (measured) = 0.371 W/kg



0 dB = 0.371 W/kg = -4.31 dBW/kg

n25 ANT 1

Frequency: 1882.5 MHz; Duty Cycle: 1:1; Room Ambient Temperature: 24.0°C; Liquid Temperature: 23.0°C
Medium parameters used (interpolated): $f = 1882.5$ MHz; $\sigma = 1.439$ S/m; $\epsilon_r = 39.898$; $\rho = 1000$ kg/m³

DASY5 Configuration:

- Area Scan Setting: Find Secondary Maximum Within: 2.0 dB and with a peak SAR value greater than 0.0012W/kg
- Electronics: DAE4 Sn1359; Calibrated: 1/28/2021
- Probe: EX3DV4 - SN3772; ConvF(7.33, 7.33, 7.33) @ 1882.5 MHz; Calibrated: 2/25/2021
- Sensor-Surface: 1.4mm (Mechanical Surface Detection)
- Phantom: Twin-SAM V8.0 (20deg probe tilt); Type: QD 000 P41 AA; Serial: 1948

RHS/Touch_QPSK RB 1,53 Ch 376500/Area Scan (9x14x1): Measurement grid: dx=15mm, dy=15mm

[Info: Interpolated medium parameters used for SAR evaluation.](#)

Maximum value of SAR (measured) = 0.324 W/kg

RHS/Touch_QPSK RB 1,53 Ch 376500/Zoom Scan (5x5x7)/Cube 0: Measurement grid: dx=8mm, dy=8mm, dz=5mm

Reference Value = 14.08 V/m; Power Drift = 0.06 dB

Peak SAR (extrapolated) = 0.433 W/kg

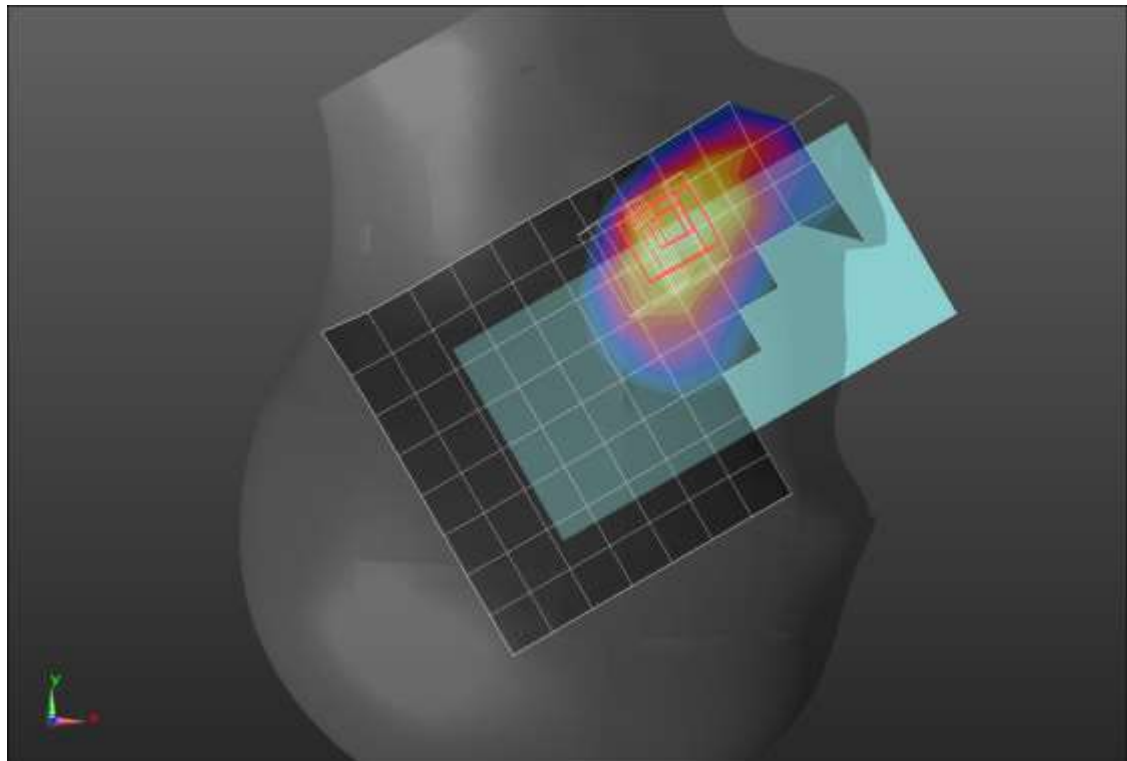
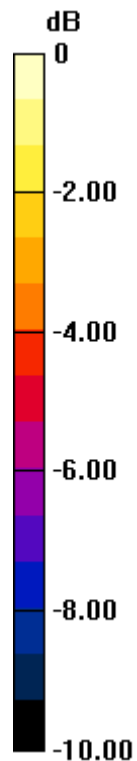
SAR(1 g) = 0.269 W/kg; SAR(10 g) = 0.165 W/kg

Smallest distance from peaks to all points 3 dB below = 11.9 mm

Ratio of SAR at M2 to SAR at M1 = 63.5%

[Info: Interpolated medium parameters used for SAR evaluation.](#)

Maximum value of SAR (measured) = 0.364 W/kg



0 dB = 0.364 W/kg = -4.39 dBW/kg

n25 ANT 1

Frequency: 1882.5 MHz; Duty Cycle: 1:1; Room Ambient Temperature: 24.0°C; Liquid Temperature: 23.0°C

Medium parameters used (interpolated): $f = 1882.5$ MHz; $\sigma = 1.439$ S/m; $\epsilon_r = 39.898$; $\rho = 1000$ kg/m³

DASY5 Configuration:

- Area Scan Setting: Find Secondary Maximum Within: 2.0 dB and with a peak SAR value greater than 0.0012W/kg
- Electronics: DAE4 Sn1359; Calibrated: 1/28/2021
- Probe: EX3DV4 - SN3772; ConvF(7.33, 7.33, 7.33) @ 1882.5 MHz; Calibrated: 2/25/2021
- Sensor-Surface: 1.4mm (Mechanical Surface Detection (Locations From Previous Scan Used)), Sensor-Surface: 1.4mm (Mechanical Surface Detection)
- Phantom: Twin-SAM V8.0 (20deg probe tilt); Type: QD 000 P41 AA; Serial: 1948

Rear/QPSK RB 50,28 Ch 376500/Area Scan (9x13x1): Measurement grid: dx=15mm, dy=15mm

[Info: Interpolated medium parameters used for SAR evaluation.](#)

Maximum value of SAR (measured) = 0.630 W/kg

Rear/QPSK RB 50,28 Ch 376500/Zoom Scan (5x5x7)/Cube 0: Measurement grid: dx=8mm, dy=8mm, dz=5mm

Reference Value = 20.96 V/m; Power Drift = 0.07 dB

Peak SAR (extrapolated) = 0.749 W/kg

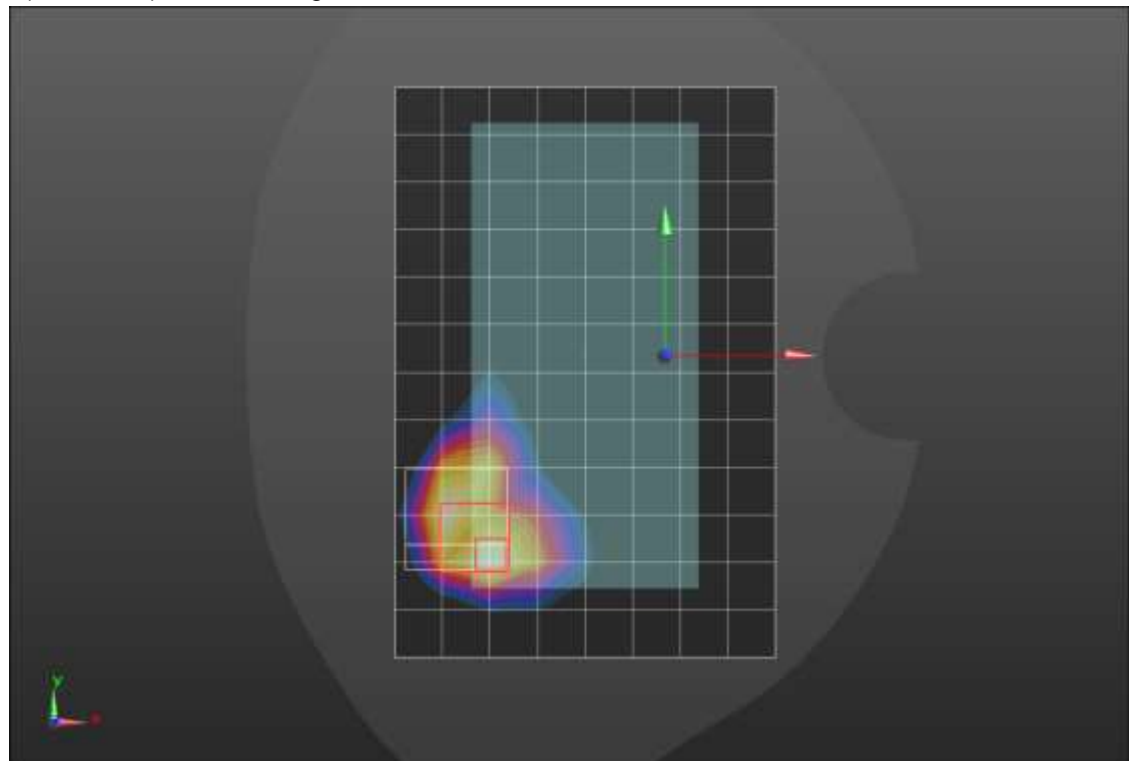
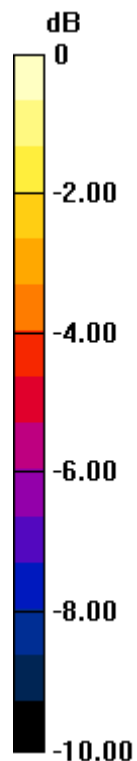
SAR(1 g) = 0.331 W/kg; SAR(10 g) = 0.142 W/kg

Smallest distance from peaks to all points 3 dB below = 6.4 mm

Ratio of SAR at M2 to SAR at M1 = 42%

[Info: Interpolated medium parameters used for SAR evaluation.](#)

Maximum value of SAR (measured) = 0.575 W/kg



0 dB = 0.575 W/kg = -2.40 dBW/kg

n25 ANT 1

Frequency: 1882.5 MHz; Duty Cycle: 1:1; Room Ambient Temperature: 24.0°C; Liquid Temperature: 23.0°C
Medium parameters used (interpolated): $f = 1882.5$ MHz; $\sigma = 1.435$ S/m; $\epsilon_r = 39.058$; $\rho = 1000$ kg/m³

DASY5 Configuration:

- Area Scan Setting: Find Secondary Maximum Within: 2.0 dB and with a peak SAR value greater than 0.0012W/kg
- Electronics: DAE4 Sn1380; Calibrated: 8/19/2020
- Probe: EX3DV4 - SN3749; ConvF(7.86, 7.86, 7.86) @ 1882.5 MHz; Calibrated: 2/5/2021
- Sensor-Surface: 1.4mm (Mechanical Surface Detection)
- Phantom: SAM v4.0(A); Type: QD000P40CD; Serial: 1632

Edge 3/QPSK RB 1,53 Ch 376500/Area Scan (5x9x1): Measurement grid: dx=15mm, dy=15mm
Maximum value of SAR (measured) = 0.757 W/kg

Edge 3/QPSK RB 1,53 Ch 376500/Zoom Scan (5x5x7)/Cube 0: Measurement grid: dx=8mm, dy=8mm, dz=5mm

Reference Value = 21.07 V/m; Power Drift = 0.19 dB

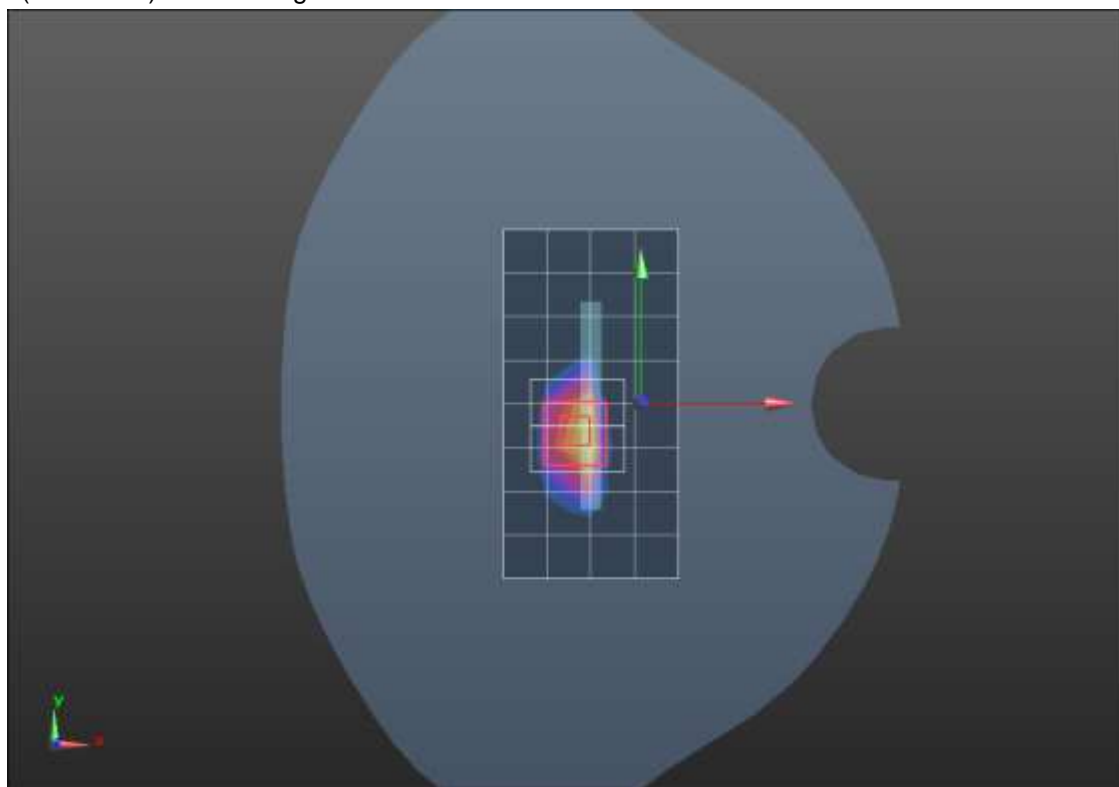
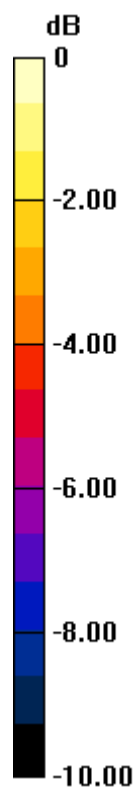
Peak SAR (extrapolated) = 1.45 W/kg

SAR(1 g) = 0.660 W/kg; SAR(10 g) = 0.300 W/kg

Smallest distance from peaks to all points 3 dB below = 6.6 mm

Ratio of SAR at M2 to SAR at M1 = 45.7%

Maximum value of SAR (measured) = 1.16 W/kg



0 dB = 1.16 W/kg = 0.64 dBW/kg

n25 ANT 2

Frequency: 1882.5 MHz; Duty Cycle: 1:1; Room Ambient Temperature: 24.0°C; Liquid Temperature: 23.0°C
Medium parameters used (interpolated): $f = 1882.5$ MHz; $\sigma = 1.439$ S/m; $\epsilon_r = 39.898$; $\rho = 1000$ kg/m³

DASY5 Configuration:

- Area Scan Setting: Find Secondary Maximum Within: 2.0 dB and with a peak SAR value greater than 0.0012W/kg
- Electronics: DAE4 Sn1359; Calibrated: 1/28/2021
- Probe: EX3DV4 - SN3772; ConvF(7.33, 7.33, 7.33) @ 1882.5 MHz; Calibrated: 2/25/2021
- Sensor-Surface: 1.4mm (Mechanical Surface Detection), Sensor-Surface: 2.5mm (Mechanical Surface Detection)
- Phantom: Twin-SAM V8.0 (20deg probe tilt); Type: QD 000 P41 AA; Serial: 1948

RHS/Touch_QPSK_ RB 1,53 Ch 376500/Area Scan (9x13x1): Measurement grid: dx=15mm, dy=15mm

Maximum value of SAR (measured) = 1.04 W/kg

RHS/Touch_QPSK_ RB 1,53 Ch 376500/Zoom Scan (5x5x7)/Cube 0: Measurement grid: dx=8mm, dy=8mm, dz=5mm

Reference Value = 25.64 V/m; Power Drift = -0.00 dB

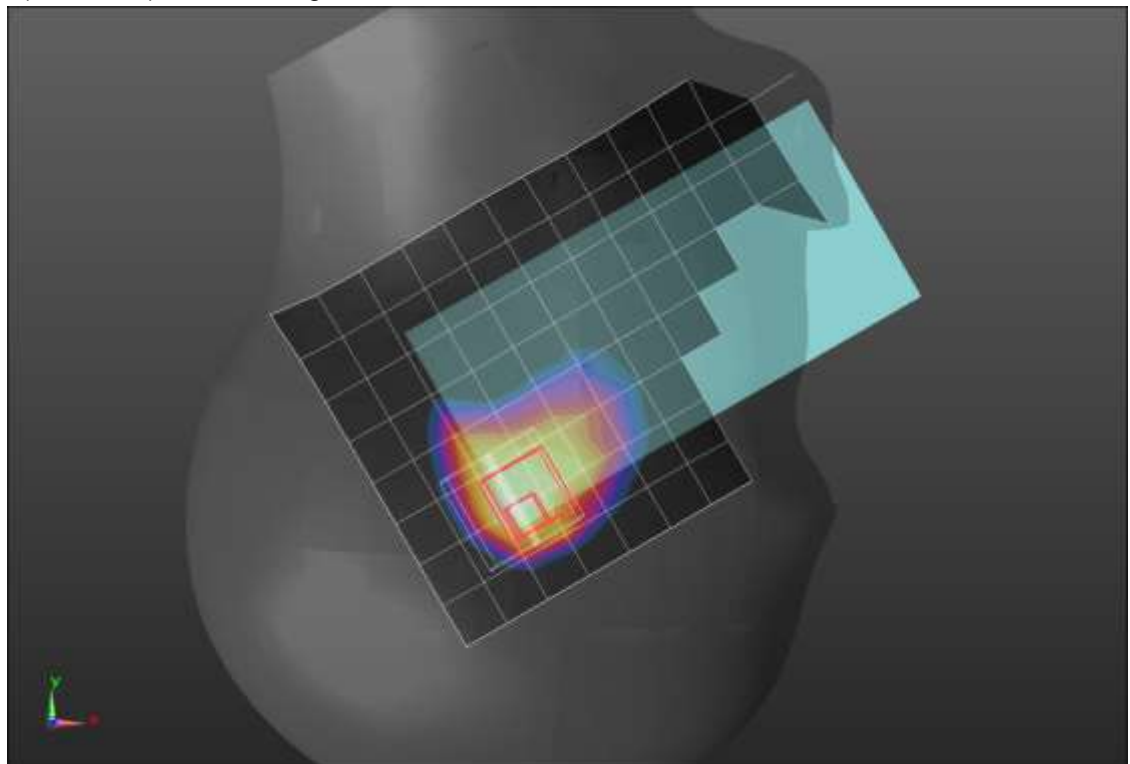
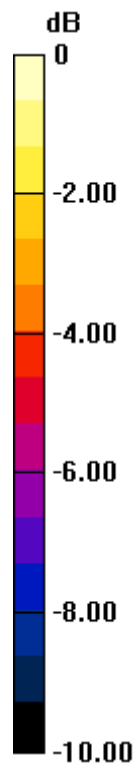
Peak SAR (extrapolated) = 1.50 W/kg

SAR(1 g) = 0.669 W/kg; SAR(10 g) = 0.359 W/kg

Smallest distance from peaks to all points 3 dB below = 9 mm

Ratio of SAR at M2 to SAR at M1 = 44.5%

Maximum value of SAR (measured) = 0.956 W/kg



0 dB = 0.956 W/kg = -0.20 dBW/kg

n25 ANT 2

Frequency: 1905 MHz; Duty Cycle: 1:1; Room Ambient Temperature: 24.0°C; Liquid Temperature: 23.0°C

Medium parameters used: $f = 1905$ MHz; $\sigma = 1.453$ S/m; $\epsilon_r = 39.864$; $\rho = 1000$ kg/m³

DASY5 Configuration:

- Area Scan Setting: Find Secondary Maximum Within: 2.0 dB and with a peak SAR value greater than 0.0012W/kg
- Electronics: DAE4 Sn1359; Calibrated: 1/28/2021
- Probe: EX3DV4 - SN3772; ConvF(7.33, 7.33, 7.33) @ 1905 MHz; Calibrated: 2/25/2021
- Sensor-Surface: 1.4mm (Mechanical Surface Detection)
- Phantom: Twin-SAM V8.0 (20deg probe tilt); Type: QD 000 P41 AA; Serial: 1957

Rear/QPSK RB 50,28 Ch 381000/Area Scan (9x13x1): Measurement grid: dx=15mm, dy=15mm

Maximum value of SAR (measured) = 1.54 W/kg

Rear/QPSK RB 50,28 Ch 381000/Zoom Scan (6x6x7)/Cube 0: Measurement grid: dx=8mm, dy=8mm, dz=5mm

Reference Value = 29.56 V/m; Power Drift = -0.11 dB

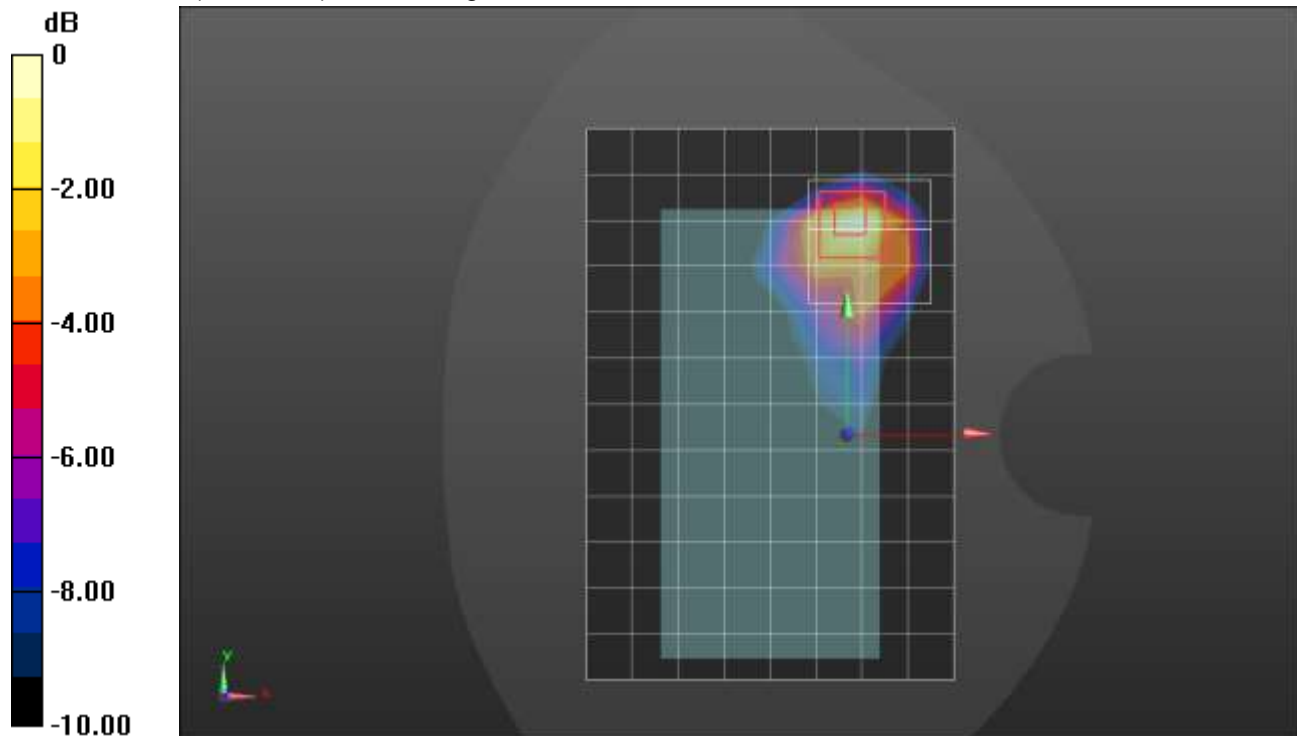
Peak SAR (extrapolated) = 1.91 W/kg

SAR(1 g) = 0.824 W/kg; SAR(10 g) = 0.380 W/kg

Smallest distance from peaks to all points 3 dB below = 6.8 mm

Ratio of SAR at M2 to SAR at M1 = 43.4%

Maximum value of SAR (measured) = 1.43 W/kg



0 dB = 1.43 W/kg = 1.55 dBW/kg

n25 ANT 3

Frequency: 1882.5 MHz; Duty Cycle: 1:1; Room Ambient Temperature: 24.0°C; Liquid Temperature: 23.0°C

Medium parameters used (interpolated): $f = 1882.5$ MHz; $\sigma = 1.443$ S/m; $\epsilon_r = 38.984$; $\rho = 1000$ kg/m³

DASY5 Configuration:

- Area Scan Setting: Find Secondary Maximum Within: 2.0 dB and with a peak SAR value greater than 0.0012W/kg
- Electronics: DAE4 Sn1359; Calibrated: 1/28/2021
- Probe: EX3DV4 - SN3772; ConvF(7.33, 7.33, 7.33) @ 1882.5 MHz; Calibrated: 2/25/2021
- Sensor-Surface: 1.4mm (Mechanical Surface Detection)
- Phantom: Twin-SAM V8.0 (20deg probe tilt); Type: QD 000 P41 AA; Serial: 1957

LHS/Touch_QPSK RB 1,53 Ch 376500/Area Scan (9x15x1): Measurement grid: dx=15mm, dy=15mm

[Info: Interpolated medium parameters used for SAR evaluation.](#)

Maximum value of SAR (measured) = 0.418 W/kg

LHS/Touch_QPSK RB 1,53 Ch 376500/Zoom Scan (5x5x7)/Cube 0: Measurement grid: dx=8mm, dy=8mm, dz=5mm

Reference Value = 16.74 V/m; Power Drift = -0.00 dB

Peak SAR (extrapolated) = 0.555 W/kg

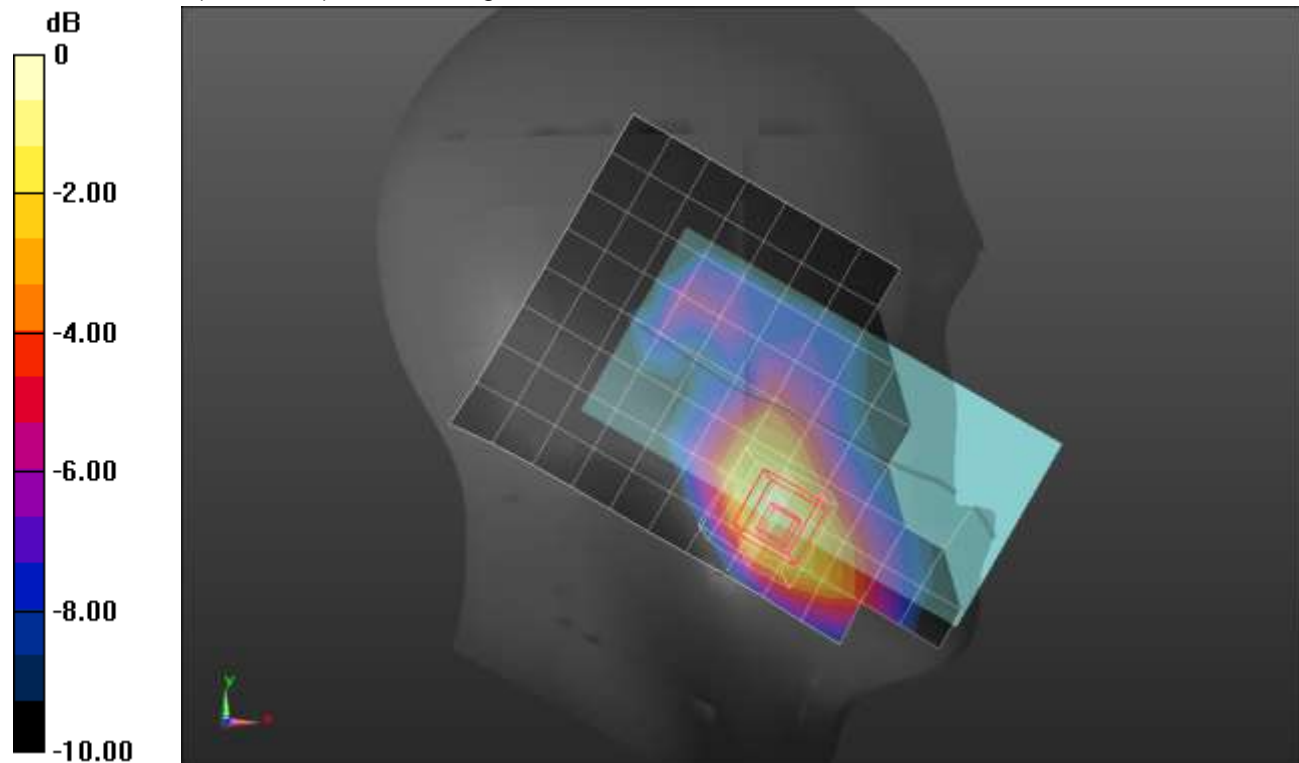
SAR(1 g) = 0.342 W/kg; SAR(10 g) = 0.211 W/kg

Smallest distance from peaks to all points 3 dB below = 12.8 mm

Ratio of SAR at M2 to SAR at M1 = 61.6%

[Info: Interpolated medium parameters used for SAR evaluation.](#)

Maximum value of SAR (measured) = 0.481 W/kg



0 dB = 0.481 W/kg = -3.18 dBW/kg

n25 ANT 3

Frequency: 1882.5 MHz; Duty Cycle: 1:1; Room Ambient Temperature: 24.0°C; Liquid Temperature: 23.0°C

Medium parameters used (interpolated): $f = 1882.5$ MHz; $\sigma = 1.443$ S/m; $\epsilon_r = 38.984$; $\rho = 1000$ kg/m³

DASY5 Configuration:

- Area Scan Setting: Find Secondary Maximum Within: 2.0 dB and with a peak SAR value greater than 0.0012W/kg
- Electronics: DAE4 Sn1359; Calibrated: 1/28/2021
- Probe: EX3DV4 - SN3772; ConvF(7.33, 7.33, 7.33) @ 1882.5 MHz; Calibrated: 2/25/2021
- Sensor-Surface: 1.4mm (Mechanical Surface Detection (Locations From Previous Scan Used)), Sensor-Surface: 1.4mm (Mechanical Surface Detection)
- Phantom: Twin-SAM V8.0 (20deg probe tilt); Type: QD 000 P41 AA; Serial: 1957

Rear/QPSK RB 50,28 376500/Area Scan (9x13x1): Measurement grid: dx=15mm, dy=15mm

[Info: Interpolated medium parameters used for SAR evaluation.](#)

Maximum value of SAR (measured) = 1.03 W/kg

Rear/QPSK RB 50,28 376500/Zoom Scan (5x5x7)/Cube 0: Measurement grid: dx=8mm, dy=8mm, dz=5mm

Reference Value = 24.69 V/m; Power Drift = -0.06 dB

Peak SAR (extrapolated) = 1.52 W/kg

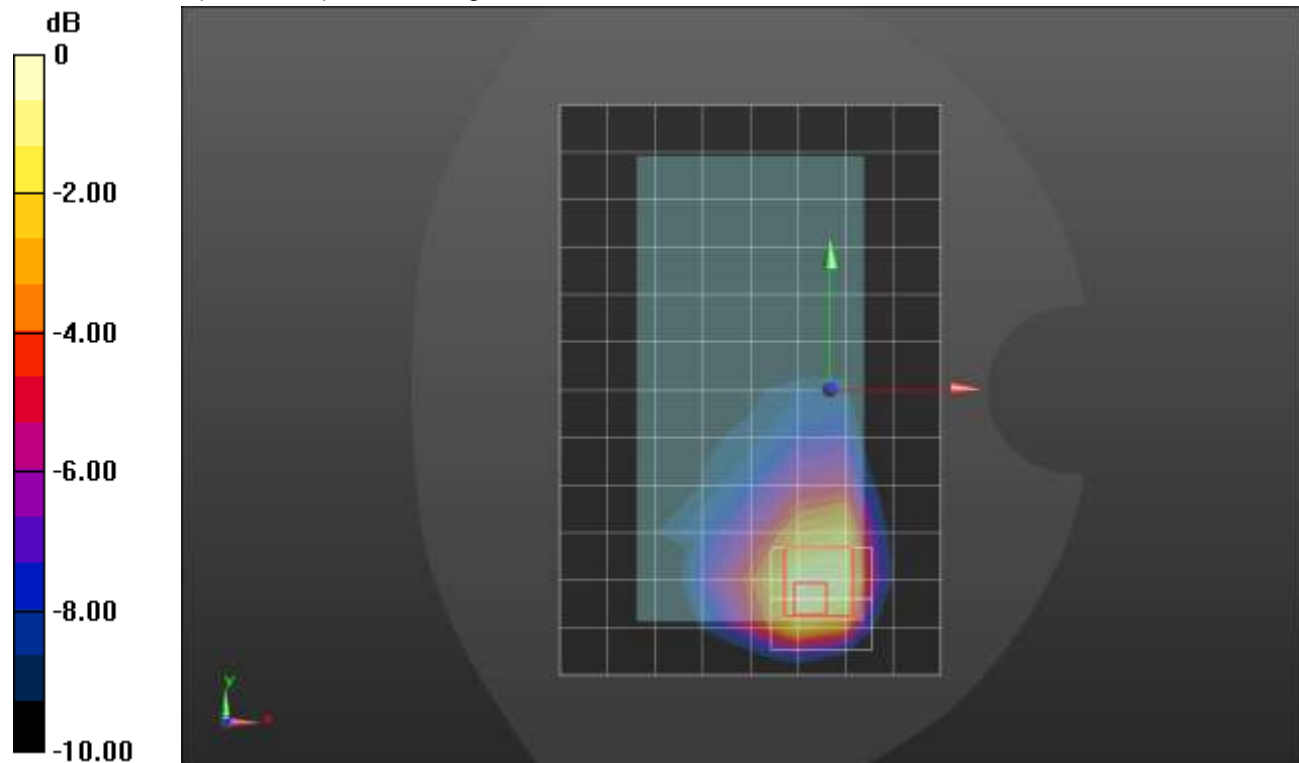
SAR(1 g) = 0.712 W/kg; SAR(10 g) = 0.395 W/kg

Smallest distance from peaks to all points 3 dB below = 12.2 mm

Ratio of SAR at M2 to SAR at M1 = 46.3%

[Info: Interpolated medium parameters used for SAR evaluation.](#)

Maximum value of SAR (measured) = 1.14 W/kg



0 dB = 1.14 W/kg = 0.57 dBW/kg

n25 ANT 3

Frequency: 1905 MHz; Duty Cycle: 1:1; Room Ambient Temperature: 24.0°C; Liquid Temperature: 23.0°C

Medium parameters used: $f = 1905$ MHz; $\sigma = 1.456$ S/m; $\epsilon_r = 38.954$; $\rho = 1000$ kg/m³

DASY5 Configuration:

- Area Scan Setting: Find Secondary Maximum Within: 2.0 dB and with a peak SAR value greater than 0.0012W/kg
- Electronics: DAE4 Sn1359; Calibrated: 1/28/2021
- Probe: EX3DV4 - SN3772; ConvF(7.33, 7.33, 7.33) @ 1905 MHz; Calibrated: 2/25/2021
- Sensor-Surface: 1.4mm (Mechanical Surface Detection (Locations From Previous Scan Used)), Sensor-Surface: 1.4mm (Mechanical Surface Detection)
- Phantom: Twin-SAM V8.0 (20deg probe tilt); Type: QD 000 P41 AA; Serial: 1957

Edge 4/QPSK RB 50,28 Ch 381000/Area Scan (6x15x1): Measurement grid: dx=15mm, dy=15mm
Maximum value of SAR (measured) = 1.01 W/kg

Edge 4/QPSK RB 50,28 Ch 381000/Zoom Scan (5x5x7)/Cube 0: Measurement grid: dx=8mm, dy=8mm, dz=5mm

Reference Value = 24.17 V/m; Power Drift = 0.07 dB

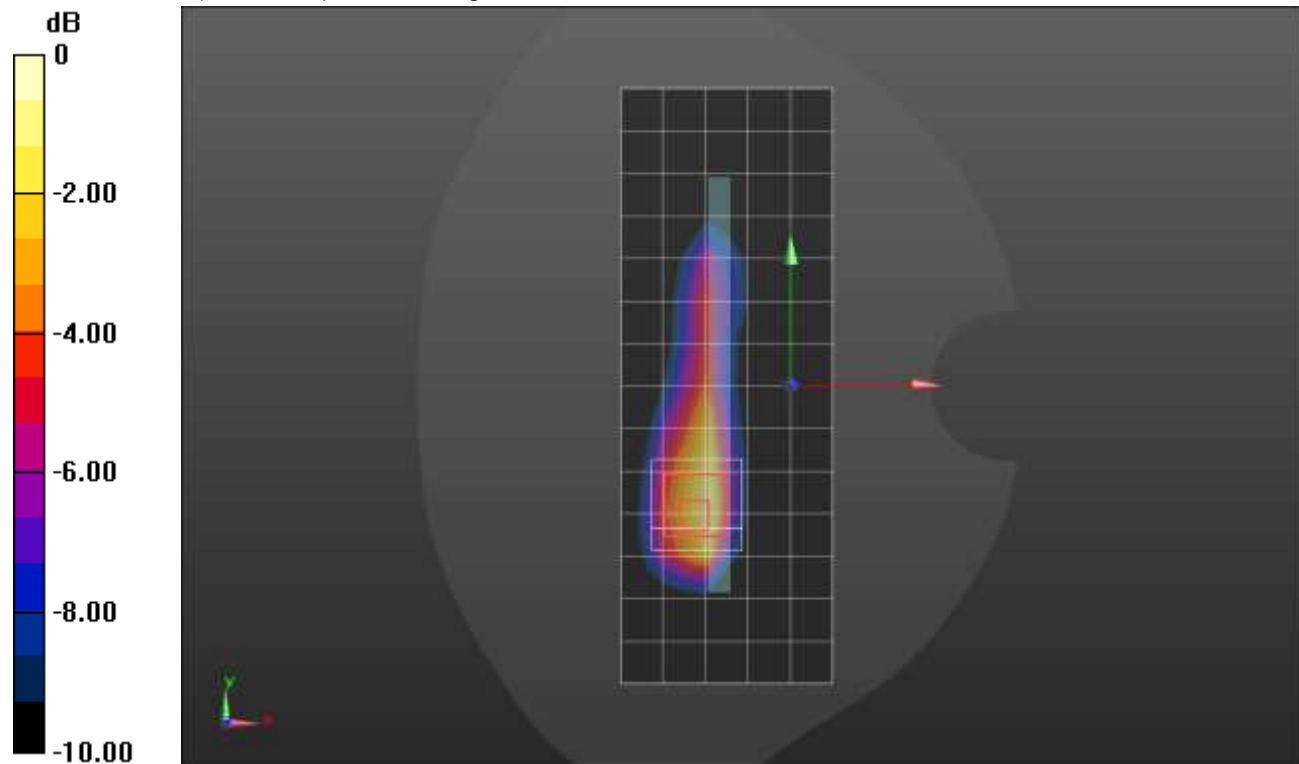
Peak SAR (extrapolated) = 1.41 W/kg

SAR(1 g) = 0.725 W/kg; SAR(10 g) = 0.372 W/kg

Smallest distance from peaks to all points 3 dB below = 9.6 mm

Ratio of SAR at M2 to SAR at M1 = 52%

Maximum value of SAR (measured) = 1.15 W/kg



0 dB = 1.15 W/kg = 0.61 dBW/kg

n25 ANT 4

Frequency: 1905 MHz; Duty Cycle: 1:1; Room Ambient Temperature: 24.0°C; Liquid Temperature: 23.0°C

Medium parameters used: $f = 1905$ MHz; $\sigma = 1.453$ S/m; $\epsilon_r = 39.864$; $\rho = 1000$ kg/m³

DASY5 Configuration:

- Area Scan Setting: Find Secondary Maximum Within: 2.0 dB and with a peak SAR value greater than 0.0012W/kg
- Electronics: DAE4 Sn1359; Calibrated: 1/28/2021
- Probe: EX3DV4 - SN3772; ConvF(7.33, 7.33, 7.33) @ 1905 MHz; Calibrated: 2/25/2021
- Sensor-Surface: 1.4mm (Mechanical Surface Detection)
- Phantom: Twin-SAM V8.0 (20deg probe tilt); Type: QD 000 P41 AA; Serial: 1948

LHS/Touch_QPSK RB 1,53 Ch 381000/Area Scan (9x13x1): Measurement grid: dx=15mm, dy=15mm

Maximum value of SAR (measured) = 0.984 W/kg

LHS/Touch_QPSK RB 1,53 Ch 381000/Zoom Scan (6x7x7)/Cube 0: Measurement grid: dx=8mm, dy=8mm, dz=5mm

Reference Value = 24.18 V/m; Power Drift = -0.04 dB

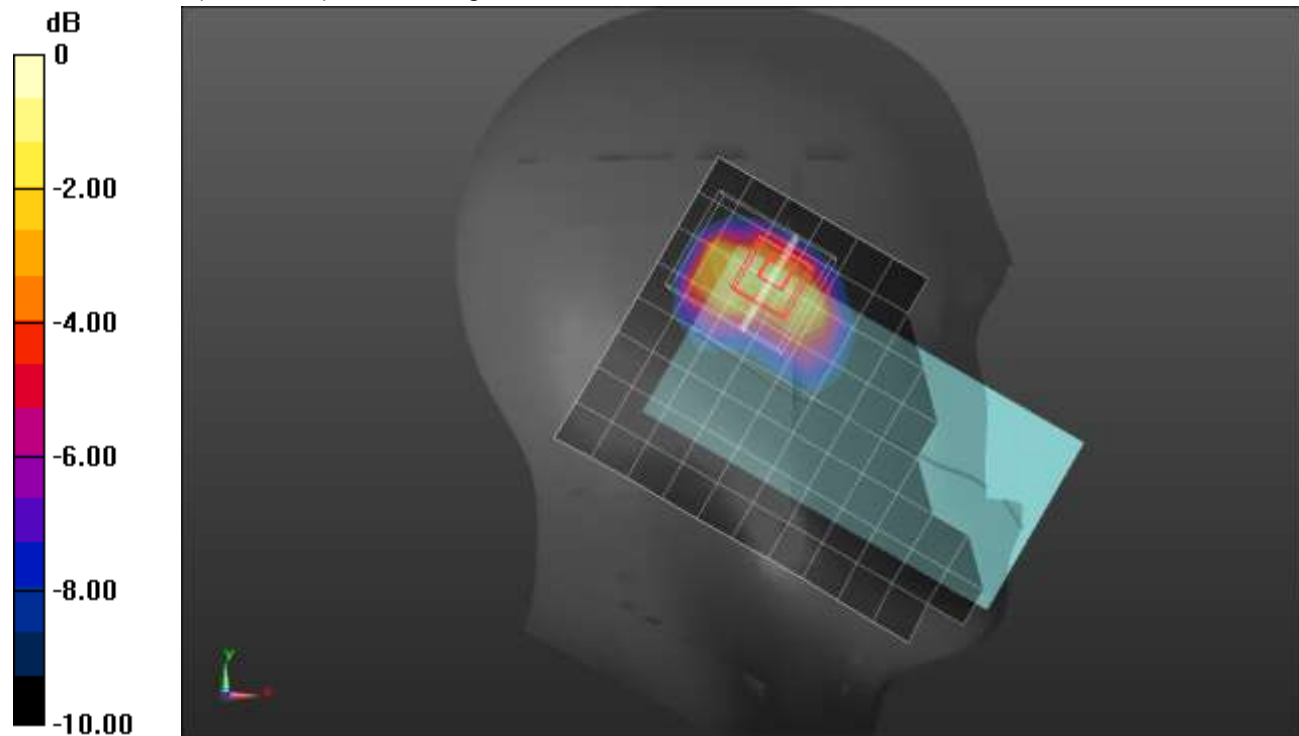
Peak SAR (extrapolated) = 1.63 W/kg

SAR(1 g) = 0.781 W/kg; SAR(10 g) = 0.417 W/kg

Smallest distance from peaks to all points 3 dB below = 8 mm

Ratio of SAR at M2 to SAR at M1 = 49.8%

Maximum value of SAR (measured) = 1.28 W/kg



0 dB = 1.28 W/kg = 1.07 dBW/kg

n25 ANT 4

Frequency: 1882.5 MHz; Duty Cycle: 1:1; Room Ambient Temperature: 24.0°C; Liquid Temperature: 23.0°C

Medium parameters used (interpolated): $f = 1882.5$ MHz; $\sigma = 1.396$ S/m; $\epsilon_r = 39.512$; $\rho = 1000$ kg/m³

DASY5 Configuration:

- Area Scan Setting: Find Secondary Maximum Within: 2.0 dB and with a peak SAR value greater than 0.0012W/kg
- Electronics: DAE4 Sn1359; Calibrated: 1/28/2021
- Probe: EX3DV4 - SN3772; ConvF(7.33, 7.33, 7.33) @ 1882.5 MHz; Calibrated: 2/25/2021
- Sensor-Surface: 1.4mm (Mechanical Surface Detection)
- Phantom: Twin-SAM V8.0 (20deg probe tilt); Type: QD 000 P41 AA; Serial: 1948

Rear/QPSK RB 50,28 Ch 376500/Area Scan(9x13x1): Measurement grid: dx=15mm, dy=15mm

[Info: Interpolated medium parameters used for SAR evaluation.](#)

Maximum value of SAR (measured) = 0.903 W/kg

Rear/QPSK RB 50,28 Ch 376500/Zoom Scan(5x5x7)/Cube 0: Measurement grid: dx=8mm, dy=8mm, dz=5mm

Reference Value = 23.71 V/m; Power Drift = 0.07 dB

Peak SAR (extrapolated) = 1.26 W/kg

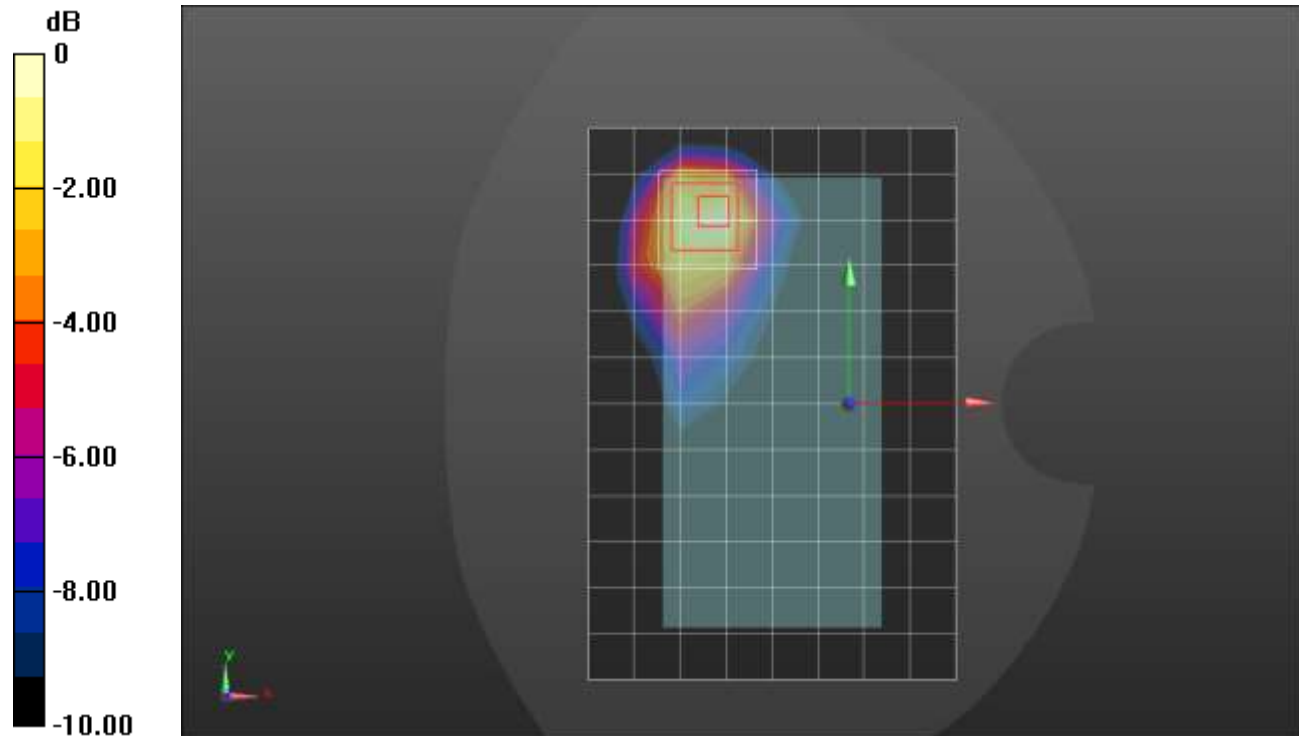
SAR(1 g) = 0.599 W/kg; SAR(10 g) = 0.306 W/kg

Smallest distance from peaks to all points 3 dB below = 10.7 mm

Ratio of SAR at M2 to SAR at M1 = 47.6%

[Info: Interpolated medium parameters used for SAR evaluation.](#)

Maximum value of SAR (measured) = 0.936 W/kg



0 dB = 0.936 W/kg = -0.29 dBW/kg

n25 ANT 4

Frequency: 1905 MHz; Duty Cycle: 1:1; Room Ambient Temperature: 24.0°C; Liquid Temperature: 23.0°C

Medium parameters used: $f = 1905$ MHz; $\sigma = 1.449$ S/m; $\epsilon_r = 39.383$; $\rho = 1000$ kg/m³

DASY5 Configuration:

- Area Scan Setting: Find Secondary Maximum Within: 2.0 dB and with a peak SAR value greater than 0.0012W/kg
- Electronics: DAE4 Sn1380; Calibrated: 8/19/2020
- Probe: EX3DV4 - SN3749; ConvF(7.86, 7.86, 7.86) @ 1905 MHz; Calibrated: 2/5/2021
- Sensor-Surface: 1.4mm (Mechanical Surface Detection)
- Phantom: SAM v4.0(A); Type: QD000P40CD; Serial: 1632

Edge 2/QPSK RB 50,28 Ch 381000/Area Scan (6x14x1): Measurement grid: dx=15mm, dy=15mm
Maximum value of SAR (measured) = 1.45 W/kg

Edge 2/QPSK RB 50,28 Ch 381000/Zoom Scan (5x5x7)/Cube 0: Measurement grid: dx=8mm, dy=8mm, dz=5mm

Reference Value = 20.12 V/m; Power Drift = -0.02 dB

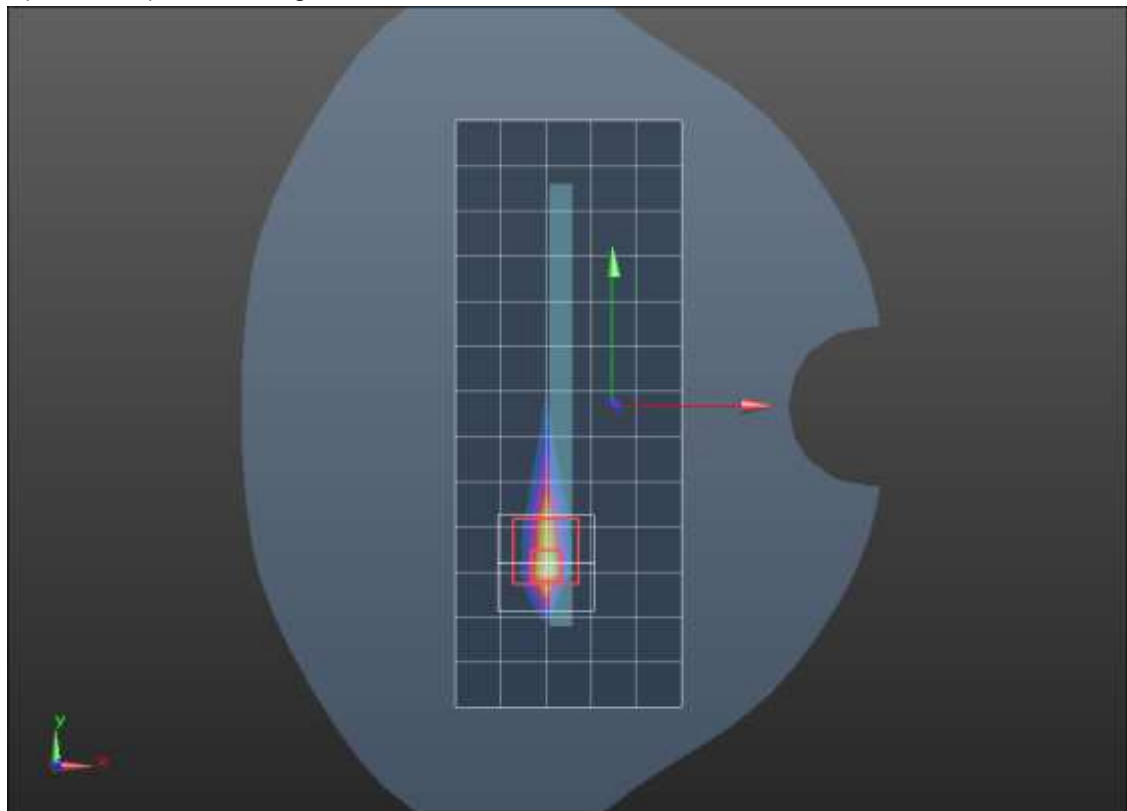
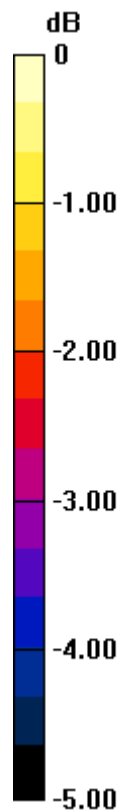
Peak SAR (extrapolated) = 1.81 W/kg

SAR(1 g) = 0.832 W/kg; SAR(10 g) = 0.398 W/kg

Smallest distance from peaks to all points 3 dB below = 7.2 mm

Ratio of SAR at M2 to SAR at M1 = 50.2%

Maximum value of SAR (measured) = 1.40 W/kg



0 dB = 1.40 W/kg = 1.46 dBW/kg

n25 ANT 1

Frequency: 1882.5 MHz; Duty Cycle: 1:1; Room Ambient Temperature: 24.0°C; Liquid Temperature: 23.0°C
Medium parameters used (interpolated): $f = 1882.5$ MHz; $\sigma = 1.4$ S/m; $\epsilon_r = 38.662$; $\rho = 1000$ kg/m³

DASY5 Configuration:

- Area Scan Setting: Find Secondary Maximum Within: 2.0 dB and with a peak SAR value greater than 0.0012W/kg
- Electronics: DAE4 Sn1380; Calibrated: 8/19/2020
- Probe: EX3DV4 - SN3749; ConvF(7.86, 7.86, 7.86) @ 1882.5 MHz; Calibrated: 2/5/2021
- Sensor-Surface: 1.4mm (Mechanical Surface Detection)
- Phantom: SAM v4.0(A); Type: QD000P40CD; Serial: 1632

RHS/Touch_QPSK RB 1,107 Ch 376500/Area Scan (9x13x1): Measurement grid: dx=15mm, dy=15mm

Maximum value of SAR (measured) = 0.163 W/kg

RHS/Touch_QPSK RB 1,107 Ch 376500/Zoom Scan (5x5x7)/Cube 0: Measurement grid: dx=8mm, dy=8mm, dz=5mm

Reference Value = 10.38 V/m; Power Drift = -0.09 dB


Peak SAR (extrapolated) = 0.199 W/kg

SAR(1 g) = 0.114 W/kg; SAR(10 g) = 0.068 W/kg

Smallest distance from peaks to all points 3 dB below = 10 mm

Ratio of SAR at M2 to SAR at M1 = 59.6%

Maximum value of SAR (measured) = 0.155 W/kg



0 dB = 0.155 W/kg = -8.10 dBW/kg

n25 ANT 1

Frequency: 1882.5 MHz; Duty Cycle: 1:1; Room Ambient Temperature: 24.0°C; Liquid Temperature: 23.0°C
 Medium parameters used (interpolated): $f = 1882.5$ MHz; $\sigma = 1.395$ S/m; $\epsilon_r = 39.796$; $\rho = 1000$ kg/m³

DASY5 Configuration:

- Area Scan Setting: Find Secondary Maximum Within: 2.0 dB and with a peak SAR value greater than 0.0012W/kg
- Electronics: DAE4 Sn1380; Calibrated: 8/19/2020
- Probe: EX3DV4 - SN3749; ConvF(7.86, 7.86, 7.86) @ 1882.5 MHz; Calibrated: 2/5/2021
- Sensor-Surface: 1.4mm (Mechanical Surface Detection)
- Phantom: SAM v4.0(A); Type: QD000P40CD; Serial: 1632

Rear/QPSK RB 108,54 Ch 376500/Area Scan (8x13x1): Measurement grid: dx=15mm, dy=15mm
 Maximum value of SAR (measured) = 0.416 W/kg

Rear/QPSK RB 108,54 Ch 376500/Zoom Scan (5x5x7)/Cube 0: Measurement grid: dx=8mm, dy=8mm, dz=5mm

Reference Value = 15.99 V/m; Power Drift = -0.03 dB

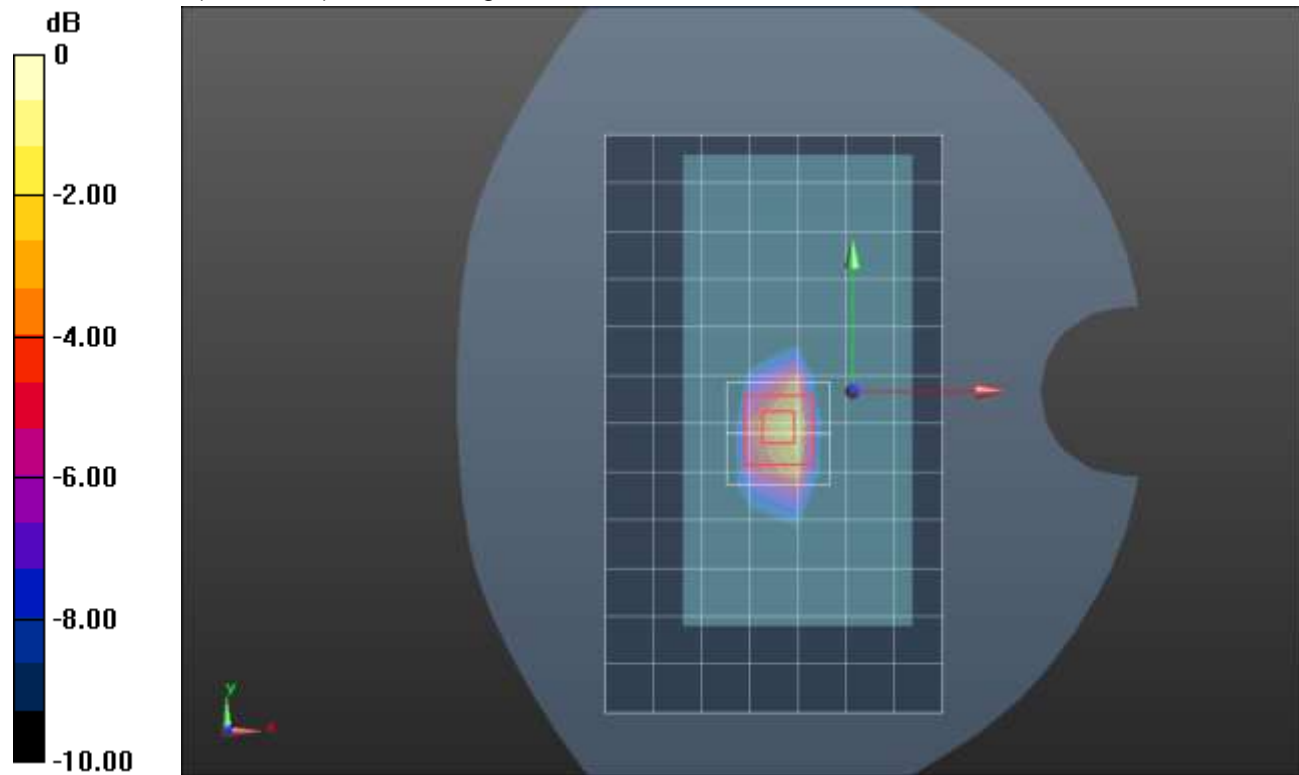
Peak SAR (extrapolated) = 0.748 W/kg

SAR(1 g) = 0.350 W/kg; SAR(10 g) = 0.161 W/kg

Smallest distance from peaks to all points 3 dB below = 8 mm

Ratio of SAR at M2 to SAR at M1 = 47%

Maximum value of SAR (measured) = 0.602 W/kg



0 dB = 0.602 W/kg = -2.20 dBW/kg

n25 ANT 1

Frequency: 1882.5 MHz; Duty Cycle: 1:1; Room Ambient Temperature: 24.0°C; Liquid Temperature: 23.0°C
Medium parameters used (interpolated): $f = 1882.5$ MHz; $\sigma = 1.4$ S/m; $\epsilon_r = 38.662$; $\rho = 1000$ kg/m³

DASY5 Configuration:

- Area Scan Setting: Find Secondary Maximum Within: 2.0 dB and with a peak SAR value greater than 0.0012W/kg
- Electronics: DAE4 Sn1380; Calibrated: 8/19/2020
- Probe: EX3DV4 - SN3749; ConvF(7.86, 7.86, 7.86) @ 1882.5 MHz; Calibrated: 2/5/2021
- Sensor-Surface: 1.4mm (Mechanical Surface Detection)
- Phantom: SAM v4.0(A); Type: QD000P40CD; Serial: 1632

Edge 3/QPSK RB 1,107 Ch 376500/Area Scan (5x9x1): Measurement grid: dx=15mm, dy=15mm

[Info: Interpolated medium parameters used for SAR evaluation.](#)

Maximum value of SAR (measured) = 0.668 W/kg

Edge 3/QPSK RB 1,107 Ch 376500/Zoom Scan (5x5x7)/Cube 0: Measurement grid: dx=8mm, dy=8mm, dz=5mm

Reference Value = 19.99 V/m; Power Drift = 0.13 dB

Peak SAR (extrapolated) = 1.08 W/kg

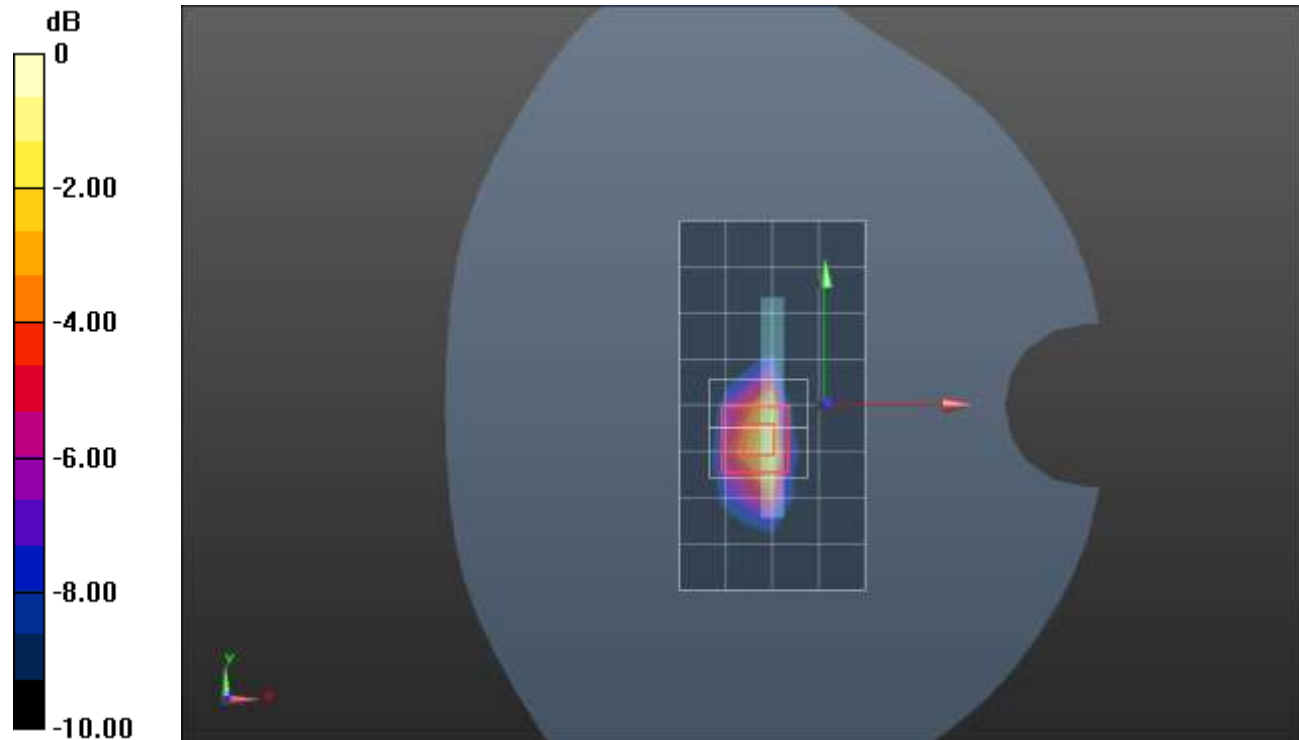
SAR(1 g) = 0.506 W/kg; SAR(10 g) = 0.234 W/kg

Smallest distance from peaks to all points 3 dB below = 8 mm

Ratio of SAR at M2 to SAR at M1 = 47.3%

[Info: Interpolated medium parameters used for SAR evaluation.](#)

Maximum value of SAR (measured) = 0.858 W/kg



0 dB = 0.858 W/kg = -0.67 dBW/kg

n25 ANT 2

Frequency: 1882.5 MHz; Duty Cycle: 1:1; Room Ambient Temperature: 24.0°C; Liquid Temperature: 23.0°C
Medium parameters used (interpolated): $f = 1882.5$ MHz; $\sigma = 1.4$ S/m; $\epsilon_r = 38.662$; $\rho = 1000$ kg/m³

DASY5 Configuration:

- Area Scan Setting: Find Secondary Maximum Within: 2.0 dB and with a peak SAR value greater than 0.0012W/kg
- Electronics: DAE4 Sn1380; Calibrated: 8/19/2020
- Probe: EX3DV4 - SN3749; ConvF(7.86, 7.86, 7.86) @ 1882.5 MHz; Calibrated: 2/5/2021
- Sensor-Surface: 1.4mm (Mechanical Surface Detection), Sensor-Surface: 2.5mm (Mechanical Surface Detection)
- Phantom: SAM v4.0(A); Type: QD000P40CD; Serial: 1632

RHS/Touch_QPSK_ RB 1,107 Ch 376500/Area Scan (8x13x1): Measurement grid: dx=15mm, dy=15mm

Maximum value of SAR (measured) = 1.05 W/kg

RHS/Touch_QPSK_ RB 1,107 Ch 376500/Zoom Scan (5x5x7)/Cube 0: Measurement grid: dx=8mm, dy=8mm, dz=5mm

Reference Value = 24.50 V/m; Power Drift = -0.13 dB

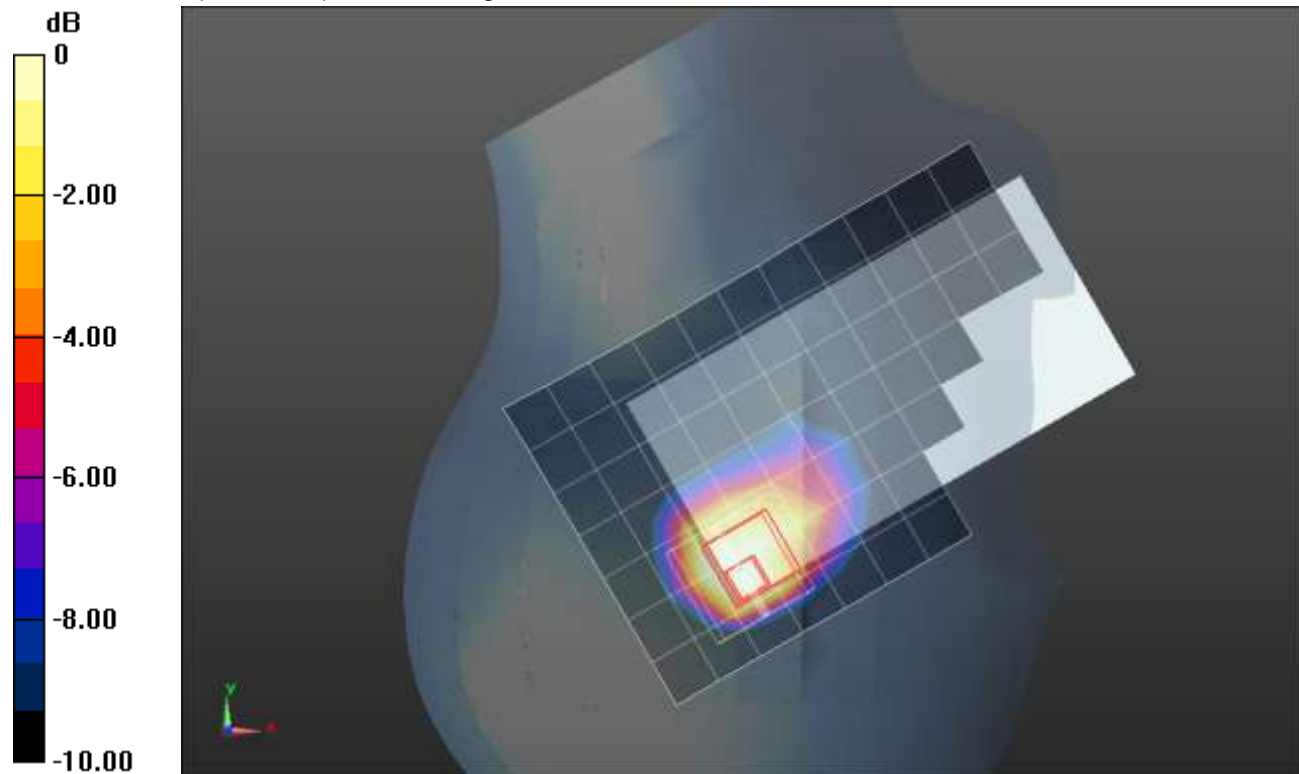
Peak SAR (extrapolated) = 1.39 W/kg

SAR(1 g) = 0.676 W/kg; SAR(10 g) = 0.363 W/kg

Smallest distance from peaks to all points 3 dB below = 8.1 mm

Ratio of SAR at M2 to SAR at M1 = 51.2%

Maximum value of SAR (measured) = 0.841 W/kg



0 dB = 0.841 W/kg = -0.75 dBW/kg

n25 ANT 2

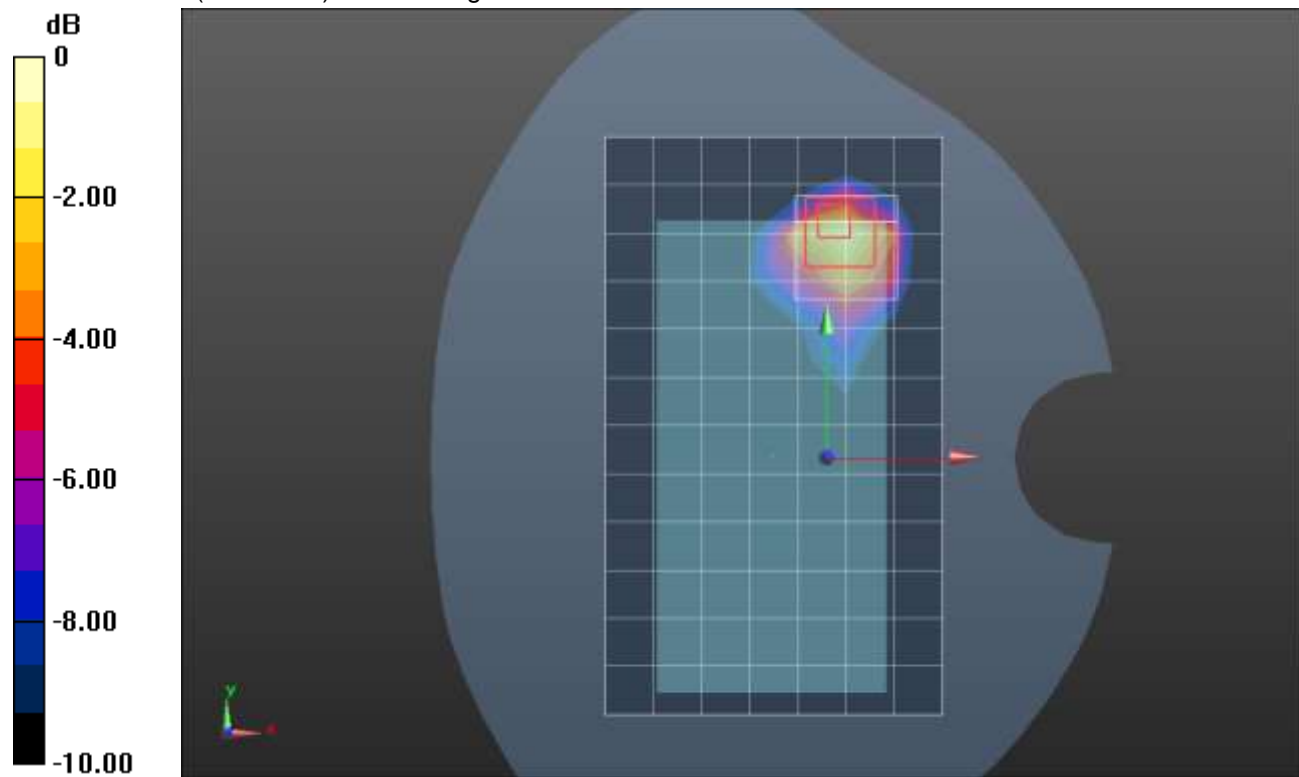
Frequency: 1882.5 MHz; Duty Cycle: 1:1; Room Ambient Temperature: 24.0°C; Liquid Temperature: 23.0°C
Medium parameters used (interpolated): $f = 1882.5$ MHz; $\sigma = 1.4$ S/m; $\epsilon_r = 38.662$; $\rho = 1000$ kg/m³

DASY5 Configuration:

- Area Scan Setting: Find Secondary Maximum Within: 2.0 dB and with a peak SAR value greater than 0.0012W/kg
- Electronics: DAE4 Sn1380; Calibrated: 8/19/2020
- Probe: EX3DV4 - SN3749; ConvF(7.86, 7.86, 7.86) @ 1882.5 MHz; Calibrated: 2/5/2021
- Sensor-Surface: 1.4mm (Mechanical Surface Detection)
- Phantom: SAM v4.0(A); Type: QD000P40CD; Serial: 1632

Rear/QPSK RB 108,54 Ch 376500/Area Scan (8x13x1): Measurement grid: dx=15mm, dy=15mm
Maximum value of SAR (measured) = 1.01 W/kg

Rear/QPSK RB 108,54 Ch 376500/Zoom Scan (5x5x7)/Cube 0: Measurement grid: dx=8mm, dy=8mm, dz=5mm
Reference Value = 23.66 V/m; Power Drift = 0.13 dB
Peak SAR (extrapolated) = 1.55 W/kg
SAR(1 g) = 0.610 W/kg; SAR(10 g) = 0.281 W/kg
Smallest distance from peaks to all points 3 dB below = 6.4 mm
Ratio of SAR at M2 to SAR at M1 = 38.4%
Maximum value of SAR (measured) = 1.20 W/kg



0 dB = 1.20 W/kg = 0.79 dBW/kg

n25 ANT 3

Frequency: 1882.5 MHz; Duty Cycle: 1:1; Room Ambient Temperature: 24.0°C; Liquid Temperature: 23.0°C
Medium parameters used (interpolated): $f = 1882.5$ MHz; $\sigma = 1.4$ S/m; $\epsilon_r = 38.662$; $\rho = 1000$ kg/m³

DASY5 Configuration:

- Area Scan Setting: Find Secondary Maximum Within: 2.0 dB and with a peak SAR value greater than 0.0012W/kg
- Electronics: DAE4 Sn1380; Calibrated: 8/19/2020
- Probe: EX3DV4 - SN3749; ConvF(7.86, 7.86, 7.86) @ 1882.5 MHz; Calibrated: 2/5/2021
- Sensor-Surface: 1.4mm (Mechanical Surface Detection)
- Phantom: SAM v4.0(A); Type: QD000P40CD; Serial: 1632

LHS/Touch_QPSK RB 1,107 Ch 3765000/Area Scan (9x13x1): Measurement grid: dx=15mm, dy=15mm

Maximum value of SAR (measured) = 0.394 W/kg

LHS/Touch_QPSK RB 1,107 Ch 3765000/Zoom Scan (5x5x7)/Cube 0: Measurement grid: dx=8mm, dy=8mm, dz=5mm

Reference Value = 14.61 V/m; Power Drift = 0.10 dB

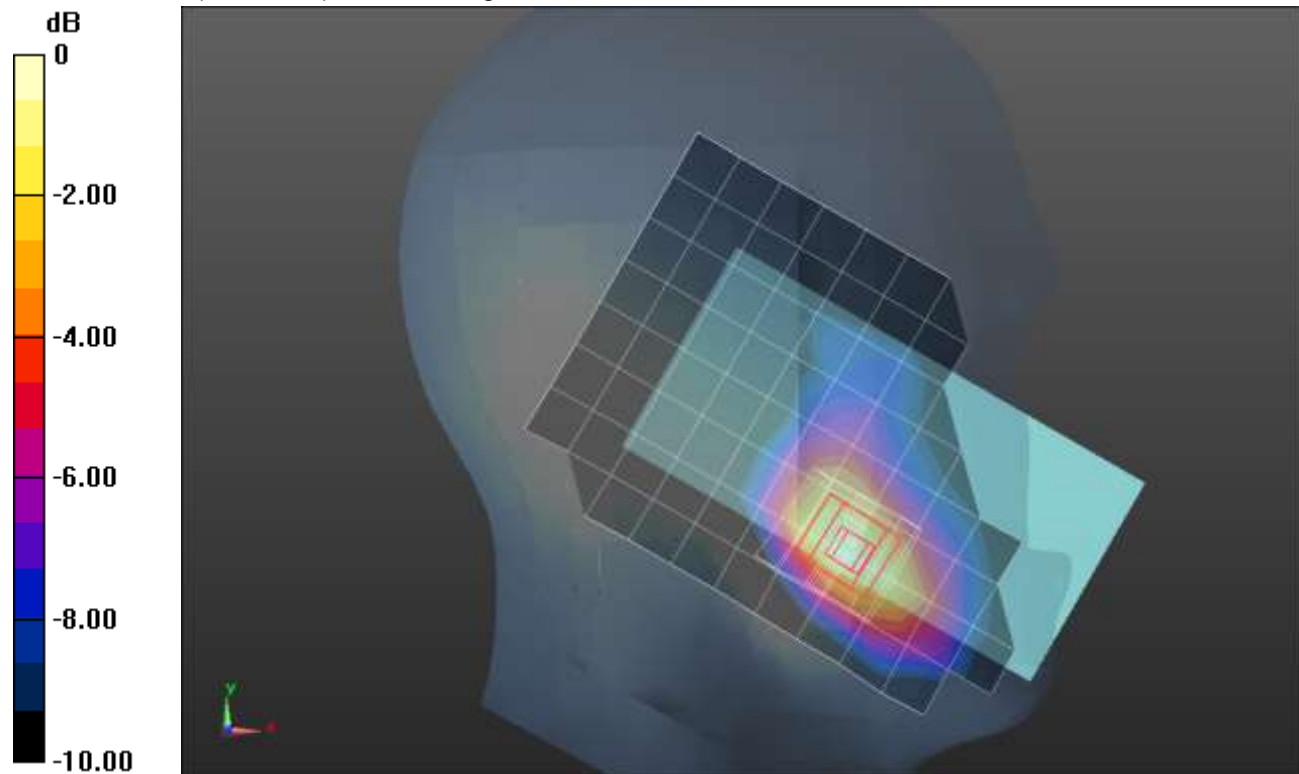
Peak SAR (extrapolated) = 0.443 W/kg

SAR(1 g) = 0.251 W/kg; SAR(10 g) = 0.145 W/kg

Smallest distance from peaks to all points 3 dB below = 12.6 mm

Ratio of SAR at M2 to SAR at M1 = 56.6%

Maximum value of SAR (measured) = 0.377 W/kg



0 dB = 0.377 W/kg = -4.24 dBW/kg

n25 ANT 3

Frequency: 1882.5 MHz; Duty Cycle: 1:1; Room Ambient Temperature: 24.0°C; Liquid Temperature: 23.0°C
Medium parameters used (interpolated): $f = 1882.5$ MHz; $\sigma = 1.395$ S/m; $\epsilon_r = 39.796$; $\rho = 1000$ kg/m³

DASY5 Configuration:

- Area Scan Setting: Find Secondary Maximum Within: 2.0 dB and with a peak SAR value greater than 0.0012W/kg
- Electronics: DAE4 Sn1380; Calibrated: 8/19/2020
- Probe: EX3DV4 - SN3749; ConvF(7.86, 7.86, 7.86) @ 1882.5 MHz; Calibrated: 2/5/2021
- Sensor-Surface: 1.4mm (Mechanical Surface Detection)
- Phantom: SAM v4.0(A); Type: QD000P40CD; Serial: 1632

Rear/QPSK RB 108,54 Ch 376500/Area Scan (8x14x1): Measurement grid: dx=15mm, dy=15mm
Maximum value of SAR (measured) = 1.12 W/kg

Rear/QPSK RB 108,54 Ch 376500/Zoom Scan (5x5x7)/Cube 0: Measurement grid: dx=8mm, dy=8mm, dz=5mm

Reference Value = 25.32 V/m; Power Drift = 0.04 dB

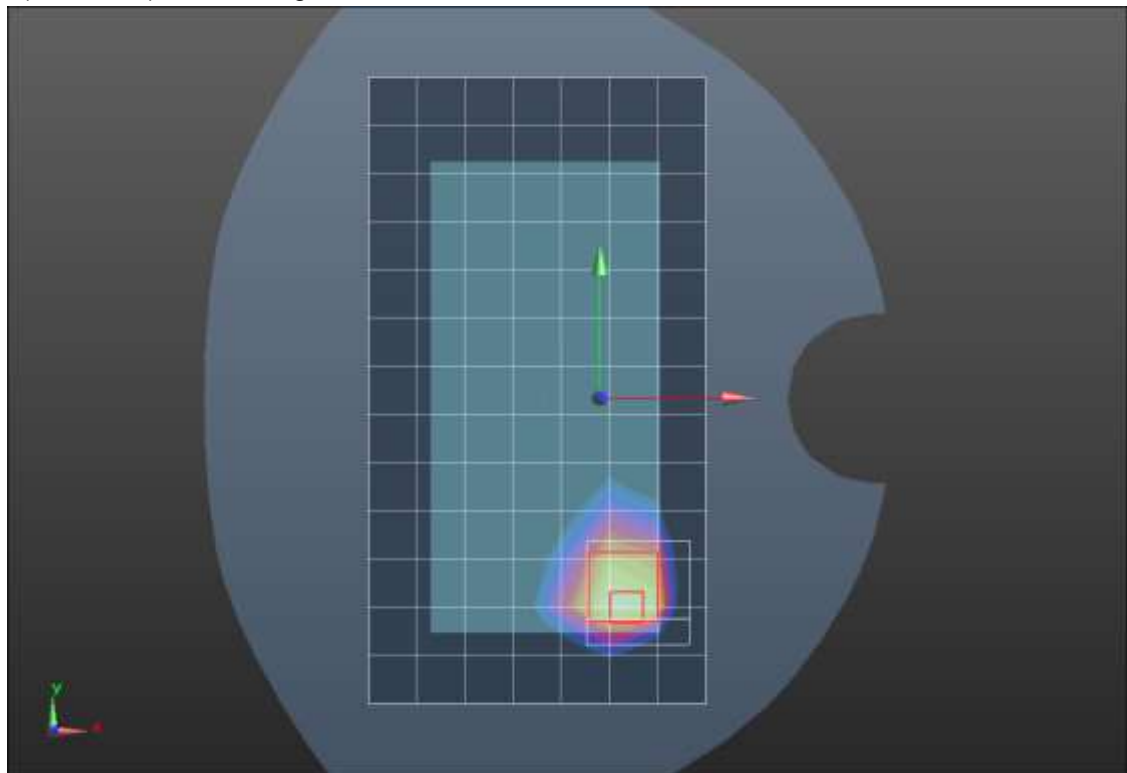
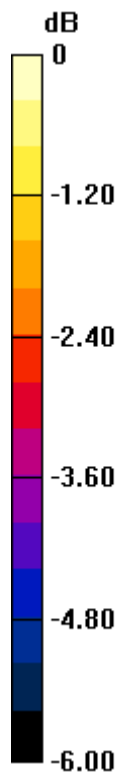
Peak SAR (extrapolated) = 1.64 W/kg

SAR(1 g) = 0.698 W/kg; SAR(10 g) = 0.384 W/kg

Smallest distance from peaks to all points 3 dB below = 8 mm

Ratio of SAR at M2 to SAR at M1 = 41.7%

Maximum value of SAR (measured) = 1.16 W/kg



0 dB = 1.16 W/kg = 0.64 dBW/kg

n25 ANT 3

Frequency: 1882.5 MHz; Duty Cycle: 1:1; Room Ambient Temperature: 24.0°C; Liquid Temperature: 23.0°C
Medium parameters used (interpolated): $f = 1882.5$ MHz; $\sigma = 1.395$ S/m; $\epsilon_r = 39.796$; $\rho = 1000$ kg/m³

DASY5 Configuration:

- Area Scan Setting: Find Secondary Maximum Within: 2.0 dB and with a peak SAR value greater than 0.0012W/kg
- Electronics: DAE4 Sn1380; Calibrated: 8/19/2020
- Probe: EX3DV4 - SN3749; ConvF(7.86, 7.86, 7.86) @ 1882.5 MHz; Calibrated: 2/5/2021
- Sensor-Surface: 1.4mm (Mechanical Surface Detection)
- Phantom: SAM v4.0(A); Type: QD000P40CD; Serial: 1632

Edge 4/QPSK RB 108,54 Ch 376500/Area Scan (6x13x1): Measurement grid: dx=15mm, dy=15mm
Maximum value of SAR (measured) = 1.20 W/kg

Edge 4/QPSK RB 108,54 Ch 376500/Zoom Scan (5x5x7)/Cube 0: Measurement grid: dx=8mm, dy=8mm, dz=5mm

Reference Value = 26.64 V/m; Power Drift = -0.07 dB

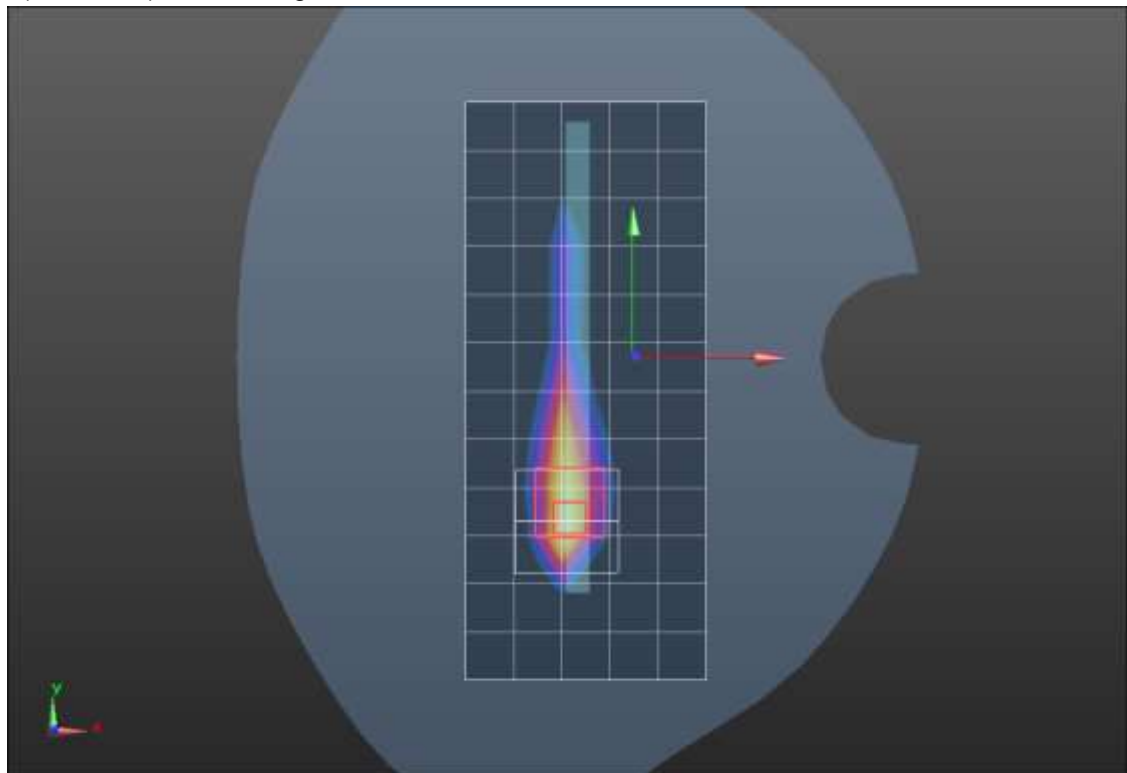
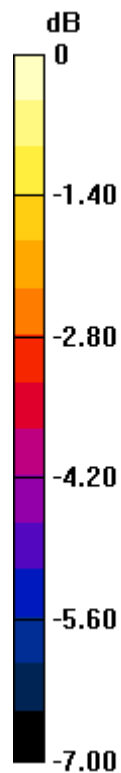
Peak SAR (extrapolated) = 1.61 W/kg

SAR(1 g) = 0.761 W/kg; SAR(10 g) = 0.385 W/kg

Smallest distance from peaks to all points 3 dB below = 6.6 mm

Ratio of SAR at M2 to SAR at M1 = 51.9%

Maximum value of SAR (measured) = 1.23 W/kg



0 dB = 1.23 W/kg = 0.90 dBW/kg

n25 ANT 4

Frequency: 1882.5 MHz; Duty Cycle: 1:1; Room Ambient Temperature: 24.0°C; Liquid Temperature: 23.0°C
Medium parameters used (interpolated): $f = 1882.5$ MHz; $\sigma = 1.395$ S/m; $\epsilon_r = 39.796$; $\rho = 1000$ kg/m³

DASY5 Configuration:

- Area Scan Setting: Find Secondary Maximum Within: 2.0 dB and with a peak SAR value greater than 0.0012W/kg
- Electronics: DAE4 Sn1380; Calibrated: 8/19/2020
- Probe: EX3DV4 - SN3749; ConvF(7.86, 7.86, 7.86) @ 1882.5 MHz; Calibrated: 2/5/2021
- Sensor-Surface: 1.4mm (Mechanical Surface Detection)
- Phantom: SAM v4.0(A); Type: QD000P40CD; Serial: 1632

LHS/Touch_QPSK RB 1,107 Ch 376500/Area Scan (9x14x1): Measurement grid: dx=15mm, dy=15mm

Maximum value of SAR (measured) = 1.27 W/kg

LHS/Touch_QPSK RB 1,107 Ch 376500/Zoom Scan (5x5x7)/Cube 0: Measurement grid: dx=8mm, dy=8mm, dz=5mm

Reference Value = 25.79 V/m; Power Drift = 0.01 dB

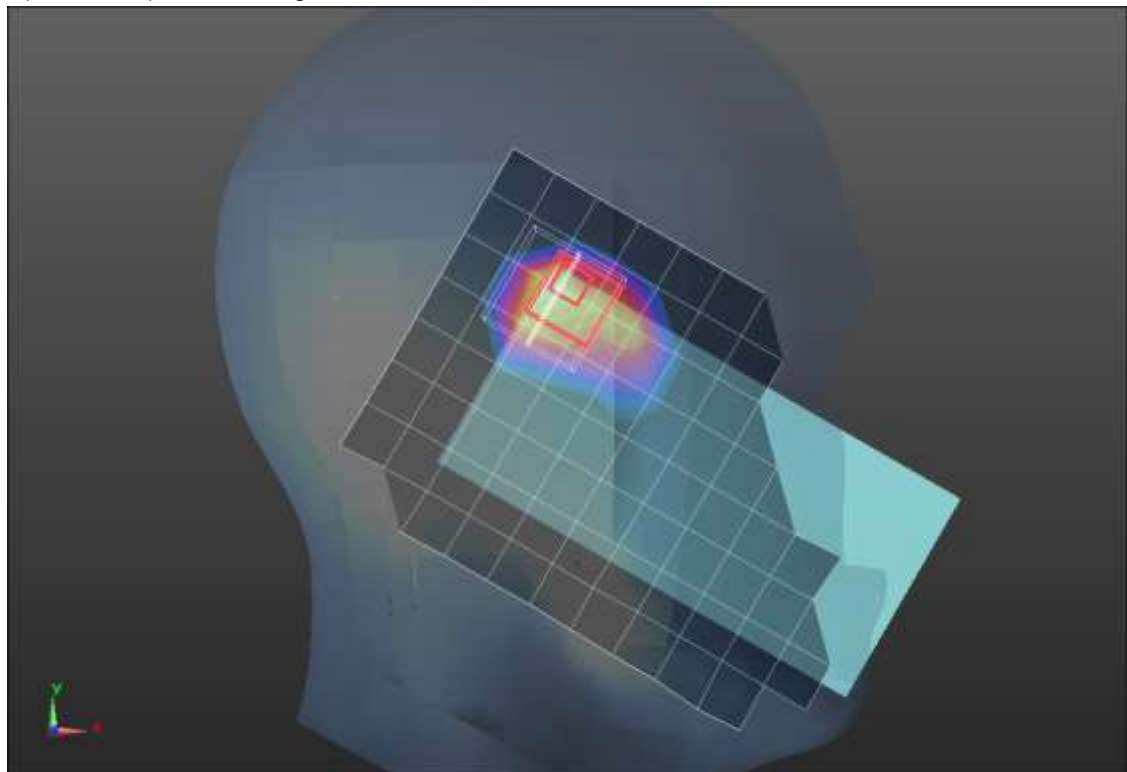
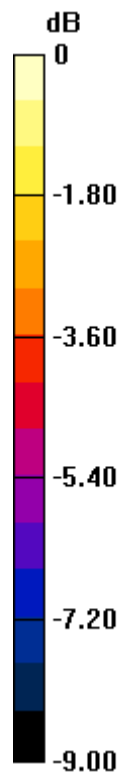
Peak SAR (extrapolated) = 1.80 W/kg

SAR(1 g) = 0.809 W/kg; SAR(10 g) = 0.422 W/kg

Smallest distance from peaks to all points 3 dB below = 6.7 mm

Ratio of SAR at M2 to SAR at M1 = 46%

Maximum value of SAR (measured) = 1.39 W/kg



0 dB = 1.39 W/kg = 1.43 dBW/kg

n25 ANT 4

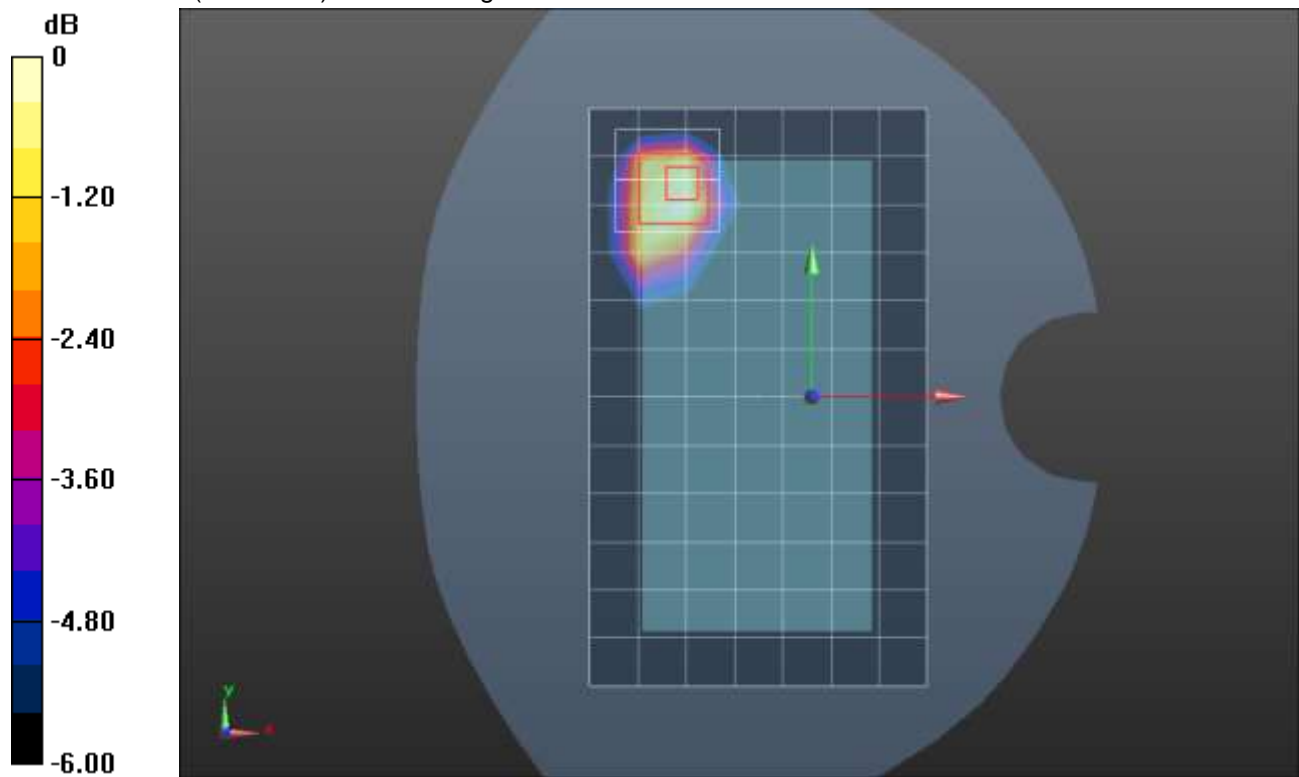
Frequency: 1882.5 MHz; Duty Cycle: 1:1; Room Ambient Temperature: 24.0°C; Liquid Temperature: 23.0°C
Medium parameters used (interpolated): $f = 1882.5$ MHz; $\sigma = 1.395$ S/m; $\epsilon_r = 39.796$; $\rho = 1000$ kg/m³

DASY5 Configuration:

- Area Scan Setting: Find Secondary Maximum Within: 2.0 dB and with a peak SAR value greater than 0.0012W/kg
- Electronics: DAE4 Sn1380; Calibrated: 8/19/2020
- Probe: EX3DV4 - SN3749; ConvF(7.86, 7.86, 7.86) @ 1882.5 MHz; Calibrated: 2/5/2021
- Sensor-Surface: 1.4mm (Mechanical Surface Detection)
- Phantom: SAM v4.0(A); Type: QD000P40CD; Serial: 1632

Rear/QPSK RB 108,54 Ch 376500/Area Scan (8x13x1): Measurement grid: dx=15mm, dy=15mm
Maximum value of SAR (measured) = 0.961 W/kg

Rear/QPSK RB 108,54 Ch 376500/Zoom Scan (5x5x7)/Cube 0: Measurement grid: dx=8mm, dy=8mm, dz=5mm
Reference Value = 24.05 V/m; Power Drift = -0.10 dB
Peak SAR (extrapolated) = 1.31 W/kg
SAR(1 g) = 0.611 W/kg; SAR(10 g) = 0.320 W/kg
Smallest distance from peaks to all points 3 dB below = 10.2 mm
Ratio of SAR at M2 to SAR at M1 = 48.9%
Maximum value of SAR (measured) = 0.967 W/kg



0 dB = 0.967 W/kg = -0.15 dBW/kg

n25 ANT 4

Frequency: 1882.5 MHz; Duty Cycle: 1:1; Room Ambient Temperature: 24.0°C; Liquid Temperature: 23.0°C
Medium parameters used (interpolated): $f = 1882.5$ MHz; $\sigma = 1.395$ S/m; $\epsilon_r = 39.796$; $\rho = 1000$ kg/m³

DASY5 Configuration:

- Area Scan Setting: Find Secondary Maximum Within: 2.0 dB and with a peak SAR value greater than 0.0012W/kg
- Electronics: DAE4 Sn1380; Calibrated: 8/19/2020
- Probe: EX3DV4 - SN3749; ConvF(7.86, 7.86, 7.86) @ 1882.5 MHz; Calibrated: 2/5/2021
- Sensor-Surface: 1.4mm (Mechanical Surface Detection)
- Phantom: SAM v4.0(A); Type: QD000P40CD; Serial: 1632

Edge 2/QPSK RB 108,54 Ch 376500/Area Scan (5x13x1): Measurement grid: dx=15mm, dy=15mm
Maximum value of SAR (measured) = 1.04 W/kg

Edge 2/QPSK RB 108,54 Ch 376500/Zoom Scan (5x5x7)/Cube 0: Measurement grid: dx=8mm, dy=8mm, dz=5mm

Reference Value = 25.10 V/m; Power Drift = 0.13 dB

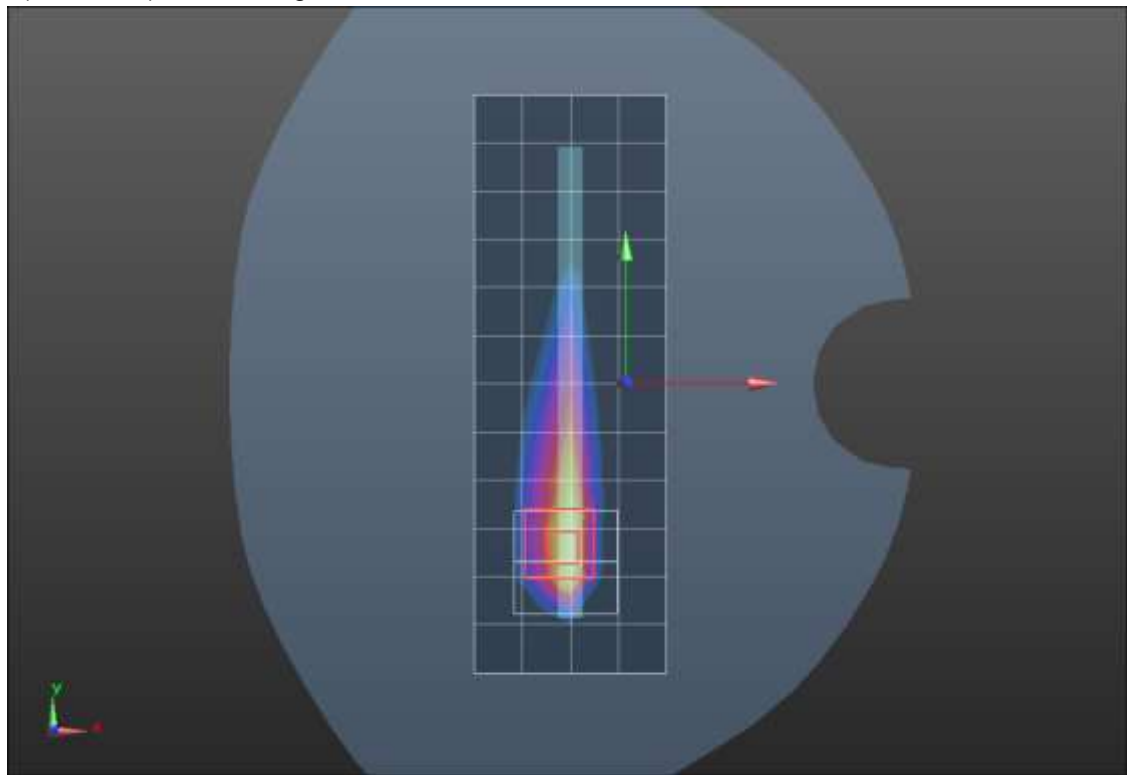
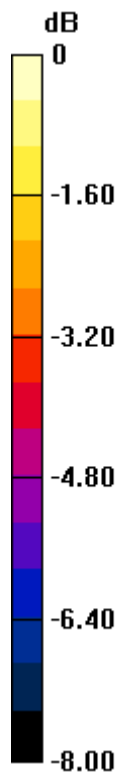
Peak SAR (extrapolated) = 1.49 W/kg

SAR(1 g) = 0.713 W/kg; SAR(10 g) = 0.341 W/kg

Smallest distance from peaks to all points 3 dB below = 8 mm

Ratio of SAR at M2 to SAR at M1 = 48.7%

Maximum value of SAR (measured) = 1.17 W/kg



0 dB = 1.17 W/kg = 0.68 dBW/kg

n30 ANT 1

Frequency: 2310 MHz; Duty Cycle: 1:1; Room Ambient Temperature: 24.0°C; Liquid Temperature: 23.0°C

Medium parameters used: $f = 2310$ MHz; $\sigma = 1.683$ S/m; $\epsilon_r = 38.837$; $\rho = 1000$ kg/m³

DASY5 Configuration:

- Area Scan Setting: Find Secondary Maximum Within: 2.0 dB and with a peak SAR value greater than 0.0012W/kg
- Electronics: DAE4 Sn1547; Calibrated: 4/19/2021
- Probe: EX3DV4 - SN7482; ConvF(7.52, 7.52, 7.52) @ 2310 MHz; Calibrated: 4/26/2021
- Sensor-Surface: 1.4mm (Mechanical Surface Detection)
- Phantom: SAM (B); Type: QD000P40CD; Serial: 1632

RHS/Touch_QPSK RB 1,25 Ch 462000/Area Scan (10x17x1): Measurement grid: dx=12mm, dy=12mm

Maximum value of SAR (measured) = 0.185 W/kg

RHS/Touch_QPSK RB 1,25 Ch 462000/Zoom Scan (7x7x7)/Cube 0: Measurement grid: dx=5mm, dy=5mm, dz=5mm

Reference Value = 10.03 V/m; Power Drift = -0.03 dB

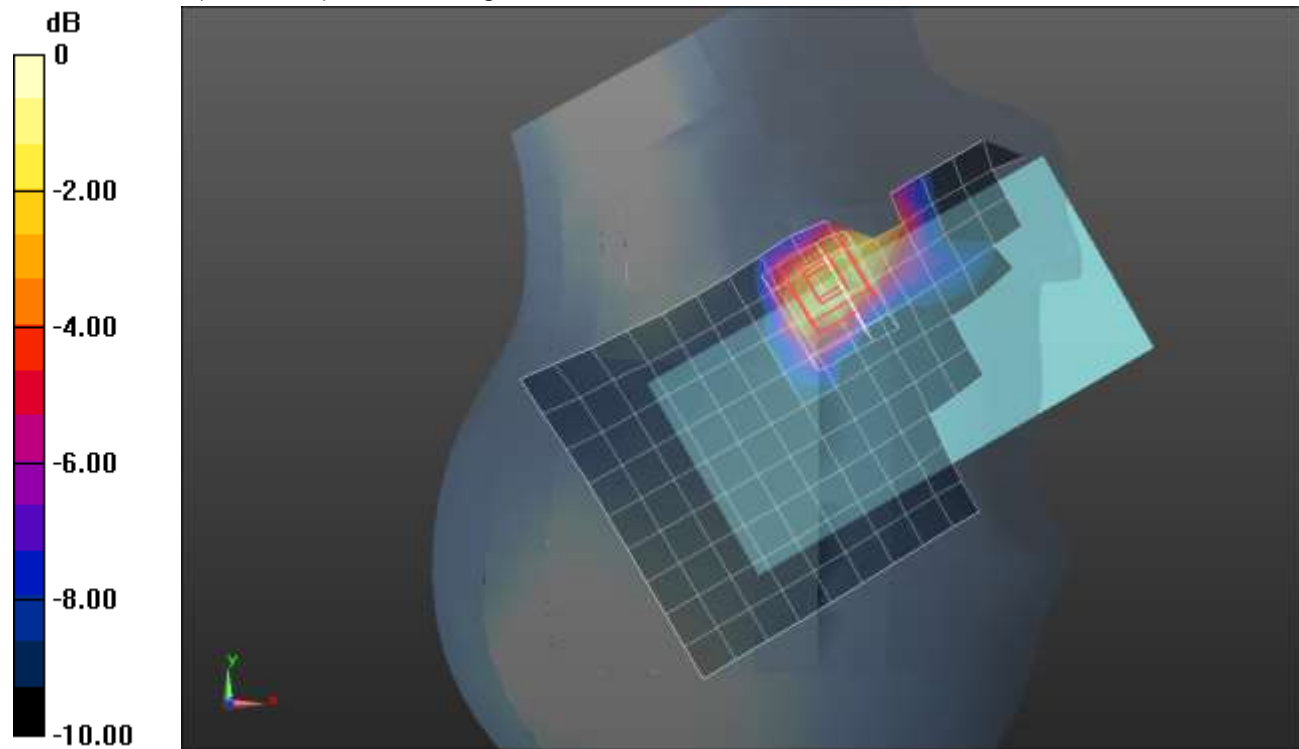
Peak SAR (extrapolated) = 0.269 W/kg

SAR(1 g) = 0.153 W/kg; SAR(10 g) = 0.078 W/kg

Smallest distance from peaks to all points 3 dB below = 8.1 mm

Ratio of SAR at M2 to SAR at M1 = 62.6%

Maximum value of SAR (measured) = 0.235 W/kg



0 dB = 0.235 W/kg = -6.29 dBW/kg

n30 ANT 1

Frequency: 2310 MHz; Duty Cycle: 1:1; Room Ambient Temperature: 24.0°C; Liquid Temperature: 23.0°C

Medium parameters used: $f = 2310$ MHz; $\sigma = 1.683$ S/m; $\epsilon_r = 38.837$; $\rho = 1000$ kg/m³

DASY5 Configuration:

- Area Scan Setting: Find Secondary Maximum Within: 2.0 dB and with a peak SAR value greater than 0.0012W/kg
- Electronics: DAE4 Sn1547; Calibrated: 4/19/2021
- Probe: EX3DV4 - SN7482; ConvF(7.52, 7.52, 7.52) @ 2310 MHz; Calibrated: 4/26/2021
- Sensor-Surface: 1.4mm (Mechanical Surface Detection), Sensor-Surface: 2.5mm (Mechanical Surface Detection)
- Phantom: SAM (B); Type: QD000P40CD; Serial: 1632

Rear/QPSK RB 1,25 ch 462000/Area Scan (11x16x1): Measurement grid: dx=12mm, dy=12mm

Maximum value of SAR (measured) = 1.59 W/kg

Rear/QPSK RB 1,25 ch 462000/Zoom Scan (7x7x7)/Cube 0: Measurement grid: dx=5mm, dy=5mm, dz=5mm

Reference Value = 24.42 V/m; Power Drift = -0.05 dB

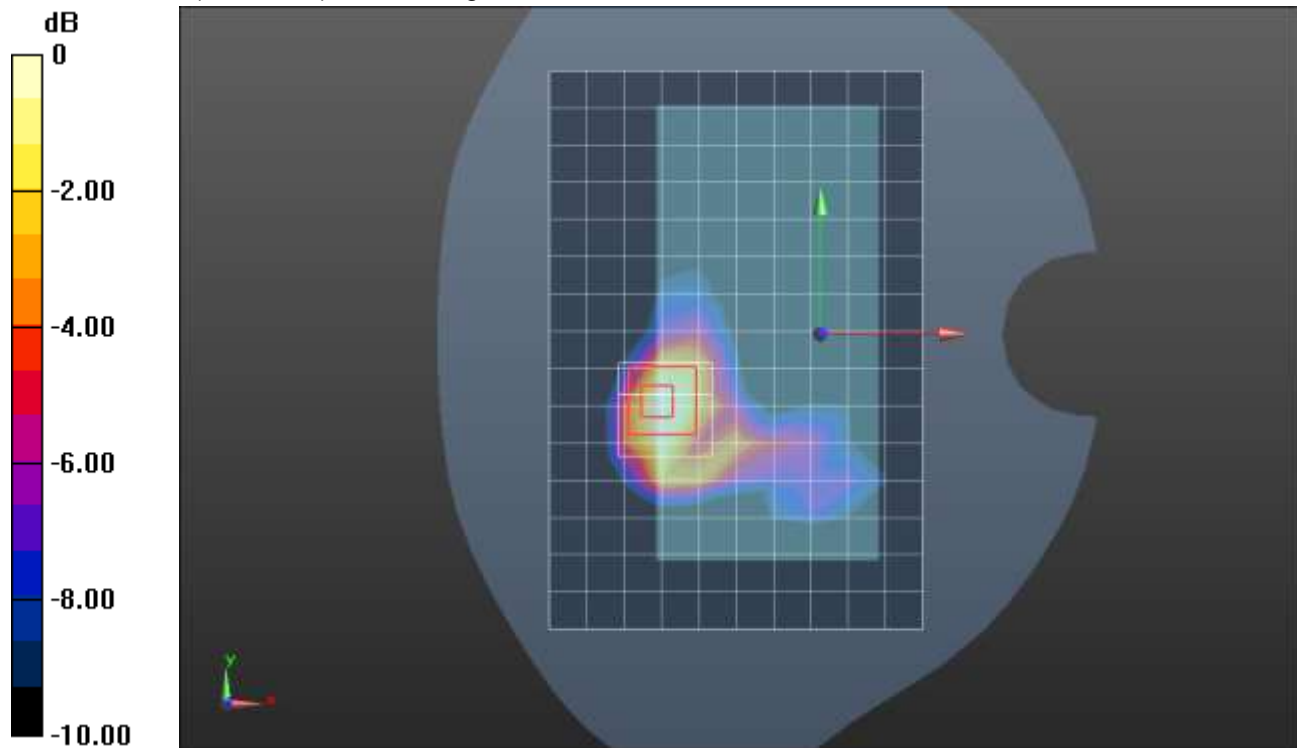
Peak SAR (extrapolated) = 1.97 W/kg

SAR(1 g) = 0.818 W/kg; SAR(10 g) = 0.361 W/kg

Smallest distance from peaks to all points 3 dB below = 6.4 mm

Ratio of SAR at M2 to SAR at M1 = 43.8%

Maximum value of SAR (measured) = 1.21 W/kg



0 dB = 1.21 W/kg = 0.83 dBW/kg

n30 ANT 1

Frequency: 2310 MHz; Duty Cycle: 1:1; Room Ambient Temperature: 24.0°C; Liquid Temperature: 23.0°C

Medium parameters used: $f = 2310$ MHz; $\sigma = 1.683$ S/m; $\epsilon_r = 38.837$; $\rho = 1000$ kg/m³

DASY5 Configuration:

- Area Scan Setting: Find Secondary Maximum Within: 2.0 dB and with a peak SAR value greater than 0.0012W/kg
- Electronics: DAE4 Sn1547; Calibrated: 4/19/2021
- Probe: EX3DV4 - SN7482; ConvF(7.52, 7.52, 7.52) @ 2310 MHz; Calibrated: 4/26/2021
- Sensor-Surface: 2.5mm (Mechanical Surface Detection)
- Phantom: SAM (B); Type: QD000P40CD; Serial: 1632

Edge 2/QPSK RB 1,25 ch 462000/Area Scan (7x16x1): Measurement grid: dx=12mm, dy=12mm
Maximum value of SAR (measured) = 0.973 W/kg

Edge 2/QPSK RB 1,25 ch 462000/Zoom Scan (7x7x7)/Cube 0: Measurement grid: dx=5mm, dy=5mm, dz=5mm

Reference Value = 20.71 V/m; Power Drift = 0.18 dB

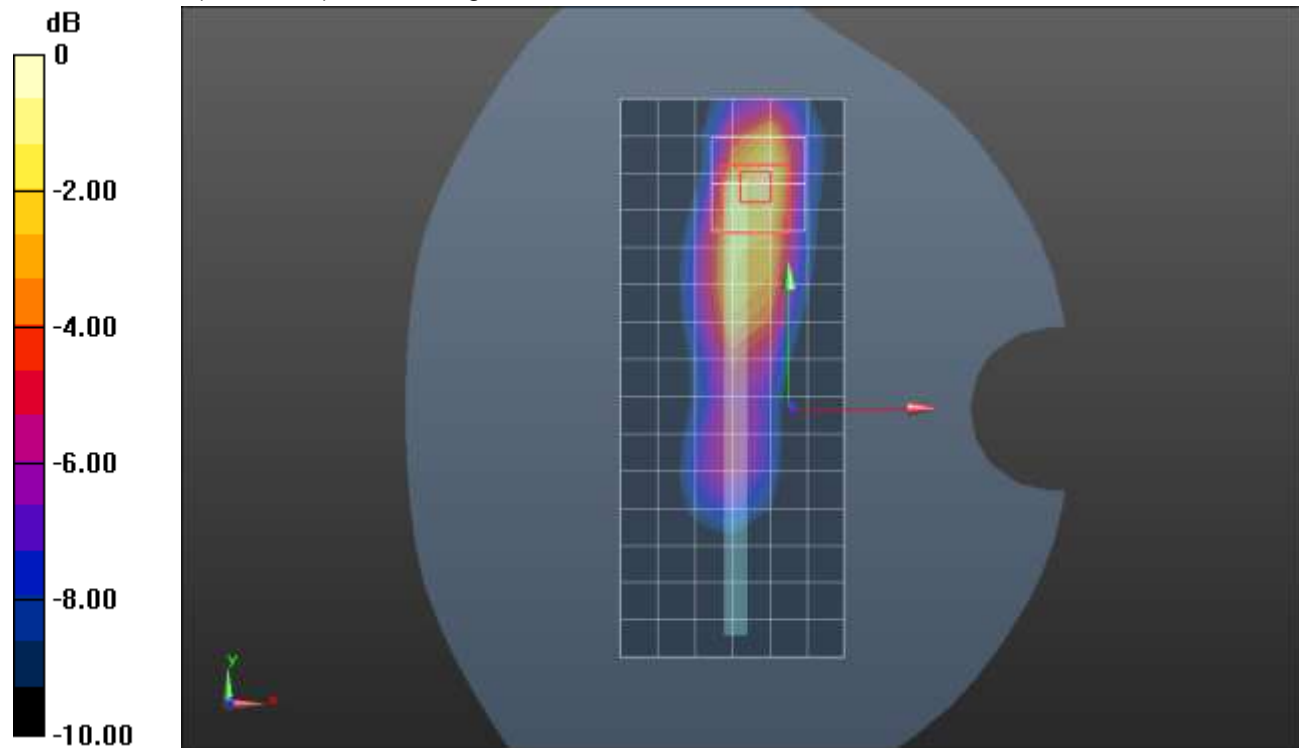
Peak SAR (extrapolated) = 1.61 W/kg

SAR(1 g) = 0.804 W/kg; SAR(10 g) = 0.388 W/kg

Smallest distance from peaks to all points 3 dB below = 9 mm

Ratio of SAR at M2 to SAR at M1 = 51%

Maximum value of SAR (measured) = 1.14 W/kg



0 dB = 1.14 W/kg = 0.57 dBW/kg

n30 ANT 2

Frequency: 2310 MHz; Duty Cycle: 1:1; Room Ambient Temperature: 24.0°C; Liquid Temperature: 23.0°C

Medium parameters used: $f = 2310$ MHz; $\sigma = 1.683$ S/m; $\epsilon_r = 38.837$; $\rho = 1000$ kg/m³

DASY5 Configuration:

- Area Scan Setting: Find Secondary Maximum Within: 2.0 dB and with a peak SAR value greater than 0.0012W/kg
- Electronics: DAE4 Sn1547; Calibrated: 4/19/2021
- Probe: EX3DV4 - SN7482; ConvF(7.52, 7.52, 7.52) @ 2310 MHz; Calibrated: 4/26/2021
- Sensor-Surface: 1.4mm (Mechanical Surface Detection)
- Phantom: SAM (B); Type: QD000P40CD; Serial: 1632

LHS/Touch_QPSK RB 25,12 ch 462000/Area Scan (10x16x1): Measurement grid: dx=12mm, dy=12mm

Maximum value of SAR (measured) = 1.29 W/kg

LHS/Touch_QPSK RB 25,12 ch 462000/Zoom Scan (7x7x7)/Cube 0: Measurement grid: dx=5mm, dy=5mm, dz=5mm

Reference Value = 23.99 V/m; Power Drift = -0.01 dB

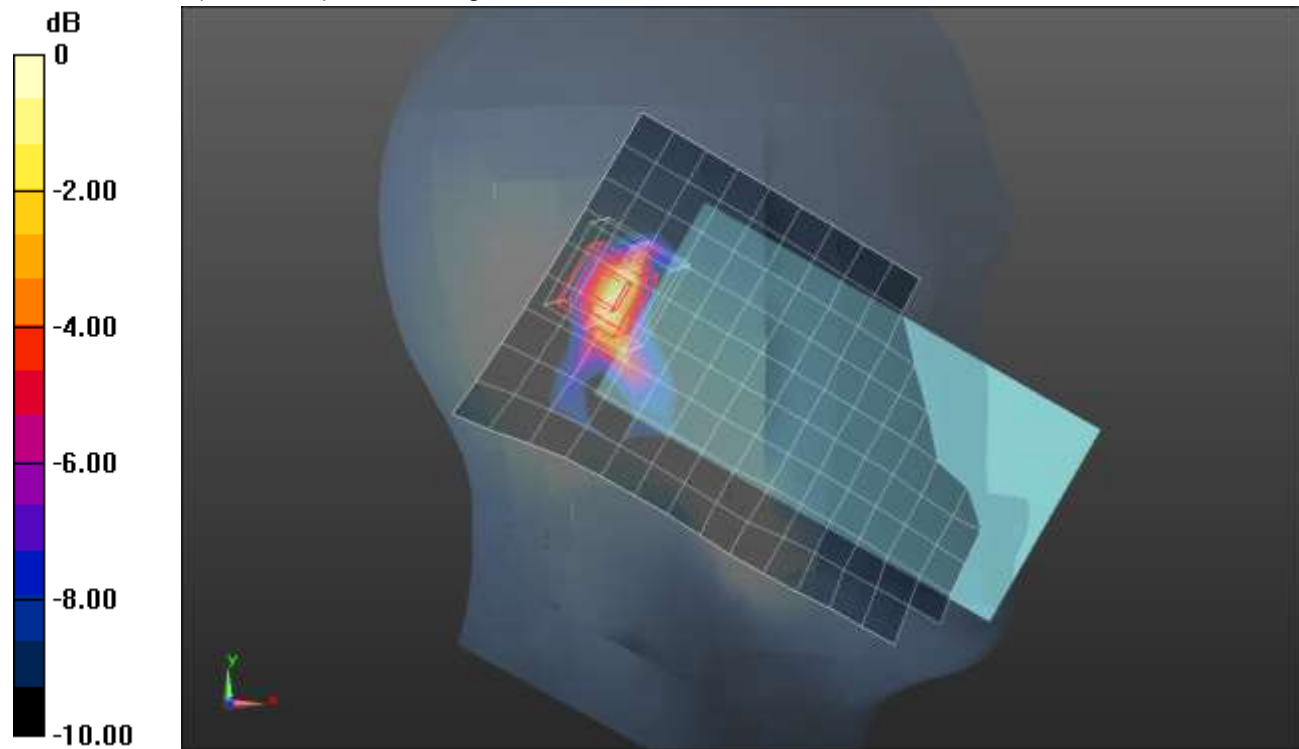
Peak SAR (extrapolated) = 1.92 W/kg

SAR(1 g) = 0.792 W/kg; SAR(10 g) = 0.314 W/kg

Smallest distance from peaks to all points 3 dB below = 5 mm

Ratio of SAR at M2 to SAR at M1 = 46%

Maximum value of SAR (measured) = 1.42 W/kg



0 dB = 1.42 W/kg = 1.52 dBW/kg

n30 ANT 2

Frequency: 2310 MHz; Duty Cycle: 1:1; Room Ambient Temperature: 24.0°C; Liquid Temperature: 23.0°C

Medium parameters used: $f = 2310$ MHz; $\sigma = 1.683$ S/m; $\epsilon_r = 38.837$; $\rho = 1000$ kg/m³

DASY5 Configuration:

- Area Scan Setting: Find Secondary Maximum Within: 2.0 dB and with a peak SAR value greater than 0.0012W/kg
- Electronics: DAE4 Sn1547; Calibrated: 4/19/2021
- Probe: EX3DV4 - SN7482; ConvF(7.52, 7.52, 7.52) @ 2310 MHz; Calibrated: 4/26/2021
- Sensor-Surface: 1.4mm (Mechanical Surface Detection), Sensor-Surface: 2.5mm (Mechanical Surface Detection)
- Phantom: SAM (B); Type: QD000P40CD; Serial: 1632

Rear/QPSK RB 25,12 ch 462000/Area Scan (11x17x1): Measurement grid: dx=12mm, dy=12mm

Maximum value of SAR (measured) = 0.561 W/kg

Rear/QPSK RB 25,12 ch 462000/Zoom Scan (7x7x7)/Cube 0: Measurement grid: dx=5mm, dy=5mm, dz=5mm

Reference Value = 18.34 V/m; Power Drift = 0.02 dB

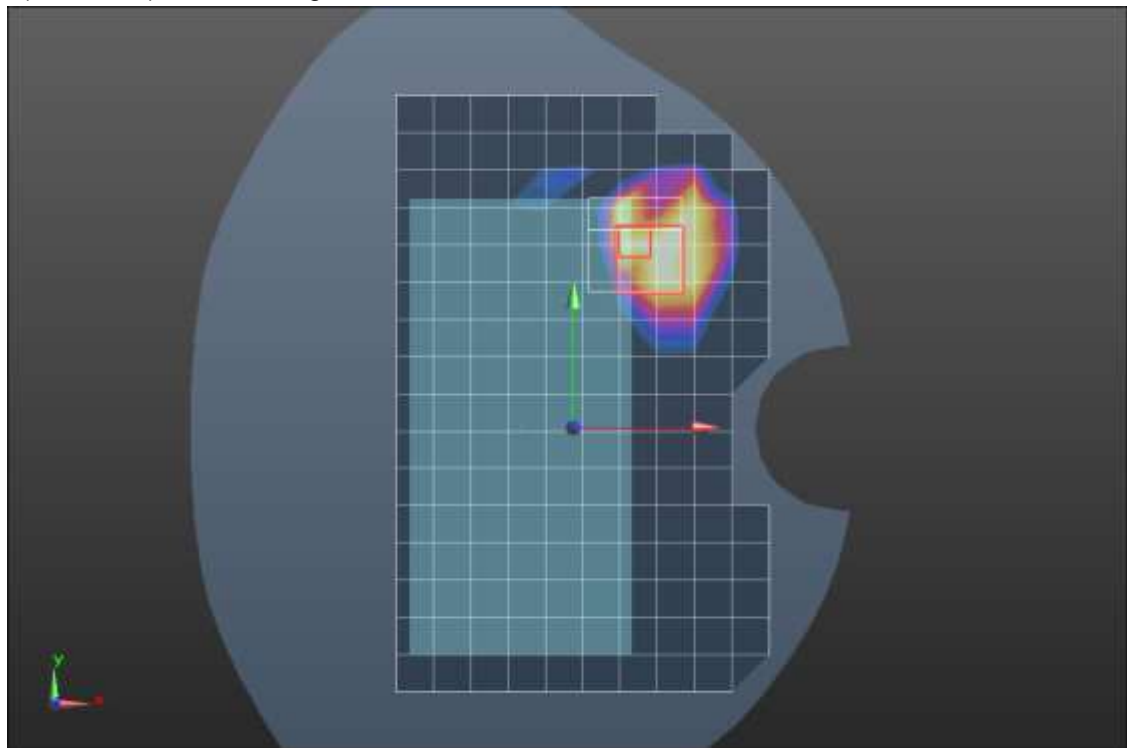
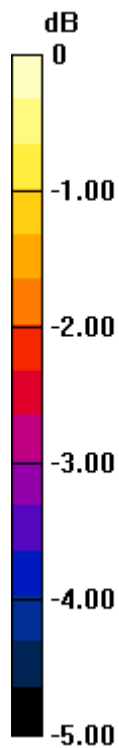
Peak SAR (extrapolated) = 0.875 W/kg

SAR(1 g) = 0.397 W/kg; SAR(10 g) = 0.193 W/kg

Smallest distance from peaks to all points 3 dB below = 7.1 mm

Ratio of SAR at M2 to SAR at M1 = 46%

Maximum value of SAR (measured) = 0.560 W/kg



0 dB = 0.560 W/kg = -2.52 dBW/kg

n30 ANT 2

Frequency: 2310 MHz; Duty Cycle: 1:1; Room Ambient Temperature: 24.0°C; Liquid Temperature: 23.0°C

Medium parameters used: $f = 2310$ MHz; $\sigma = 1.683$ S/m; $\epsilon_r = 38.837$; $\rho = 1000$ kg/m³

DASY5 Configuration:

- Area Scan Setting: Find Secondary Maximum Within: 2.0 dB and with a peak SAR value greater than 0.0012W/kg
- Electronics: DAE4 Sn1547; Calibrated: 4/19/2021
- Probe: EX3DV4 - SN7482; ConvF(7.52, 7.52, 7.52) @ 2310 MHz; Calibrated: 4/26/2021
- Sensor-Surface: 2.5mm (Mechanical Surface Detection)
- Phantom: SAM (B); Type: QD000P40CD; Serial: 1632

Edge 4/QPSK RB 1,25 ch 462000/Area Scan (8x18x1): Measurement grid: dx=12mm, dy=12mm

Maximum value of SAR (measured) = 0.887 W/kg

Edge 4/QPSK RB 1,25 ch 462000/Zoom Scan (7x8x7)/Cube 0: Measurement grid: dx=5mm, dy=5mm, dz=5mm

Reference Value = 14.43 V/m; Power Drift = 0.18 dB

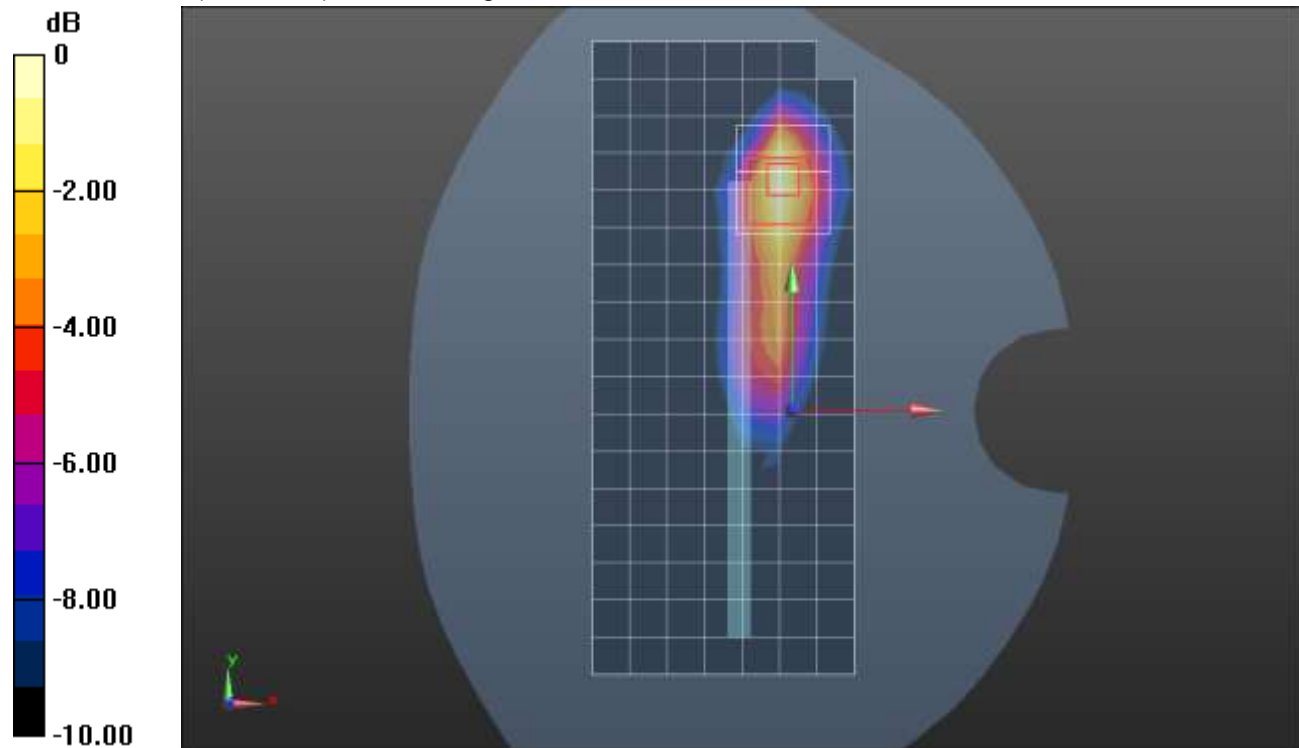
Peak SAR (extrapolated) = 1.33 W/kg

SAR(1 g) = 0.646 W/kg; SAR(10 g) = 0.306 W/kg

Smallest distance from peaks to all points 3 dB below = 8.9 mm

Ratio of SAR at M2 to SAR at M1 = 49.2%

Maximum value of SAR (measured) = 0.915 W/kg



0 dB = 0.915 W/kg = -0.39 dBW/kg

n30 ANT 3

Frequency: 2310 MHz; Duty Cycle: 1:1; Room Ambient Temperature: 24.0°C; Liquid Temperature: 23.0°C

Medium parameters used: $f = 2310$ MHz; $\sigma = 1.651$ S/m; $\epsilon_r = 40.637$; $\rho = 1000$ kg/m³

DASY5 Configuration:

- Area Scan Setting: Find Secondary Maximum Within: 2.0 dB and with a peak SAR value greater than 0.0012W/kg
- Electronics: DAE4 Sn1547; Calibrated: 4/19/2021
- Probe: EX3DV4 - SN7482; ConvF(7.52, 7.52, 7.52) @ 2310 MHz; Calibrated: 4/26/2021
- Sensor-Surface: 1.4mm (Mechanical Surface Detection)
- Phantom: SAM (B); Type: QD000P40CD; Serial: 1632

LHS/Touch_QPSK RB 25,12 Ch 462000/Area Scan (10x16x1): Measurement grid: dx=12mm, dy=12mm

Maximum value of SAR (measured) = 0.560 W/kg

LHS/Touch_QPSK RB 25,12 Ch 462000/Zoom Scan (7x7x7)/Cube 0: Measurement grid: dx=5mm, dy=5mm, dz=5mm

Reference Value = 17.61 V/m; Power Drift = 0.20 dB

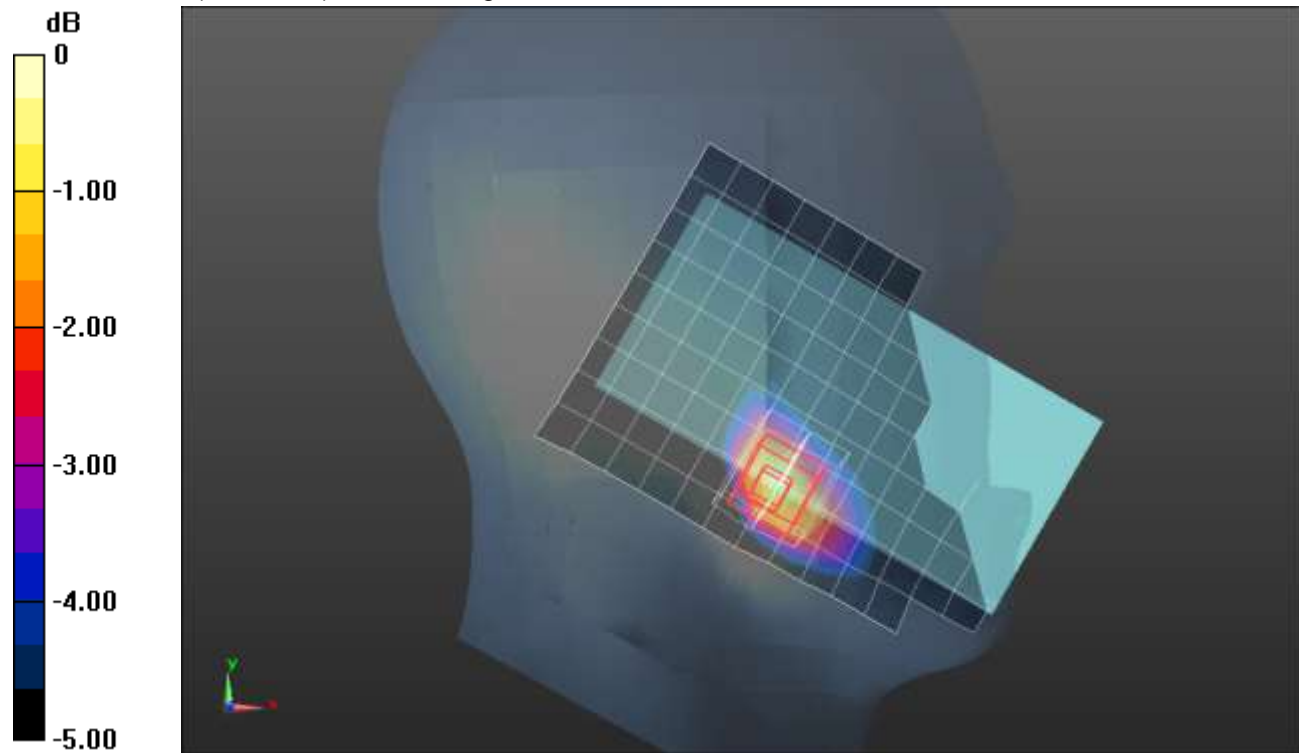
Peak SAR (extrapolated) = 0.706 W/kg

SAR(1 g) = 0.400 W/kg; SAR(10 g) = 0.226 W/kg

Smallest distance from peaks to all points 3 dB below = 9.1 mm

Ratio of SAR at M2 to SAR at M1 = 56.1%

Maximum value of SAR (measured) = 0.593 W/kg



0 dB = 0.593 W/kg = -2.27 dBW/kg

n30 ANT 3

Frequency: 2310 MHz; Duty Cycle: 1:1; Room Ambient Temperature: 24.0°C; Liquid Temperature: 23.0°C

Medium parameters used: $f = 2310$ MHz; $\sigma = 1.683$ S/m; $\epsilon_r = 38.837$; $\rho = 1000$ kg/m³

DASY5 Configuration:

- Area Scan Setting: Find Secondary Maximum Within: 2.0 dB and with a peak SAR value greater than 0.0012W/kg
- Electronics: DAE4 Sn1547; Calibrated: 4/19/2021
- Probe: EX3DV4 - SN7482; ConvF(7.52, 7.52, 7.52) @ 2310 MHz; Calibrated: 4/26/2021
- Sensor-Surface: 1.4mm (Mechanical Surface Detection), Sensor-Surface: 2.5mm (Mechanical Surface Detection)
- Phantom: SAM (B); Type: QD000P40CD; Serial: 1632

Rear/QPSK RB 25,12 ch 462000/Area Scan (10x16x1): Measurement grid: dx=12mm, dy=12mm

Maximum value of SAR (measured) = 1.27 W/kg

Rear/QPSK RB 25,12 ch 462000/Zoom Scan (8x8x7)/Cube 0: Measurement grid: dx=5mm, dy=5mm, dz=5mm

Reference Value = 23.96 V/m; Power Drift = -0.11 dB

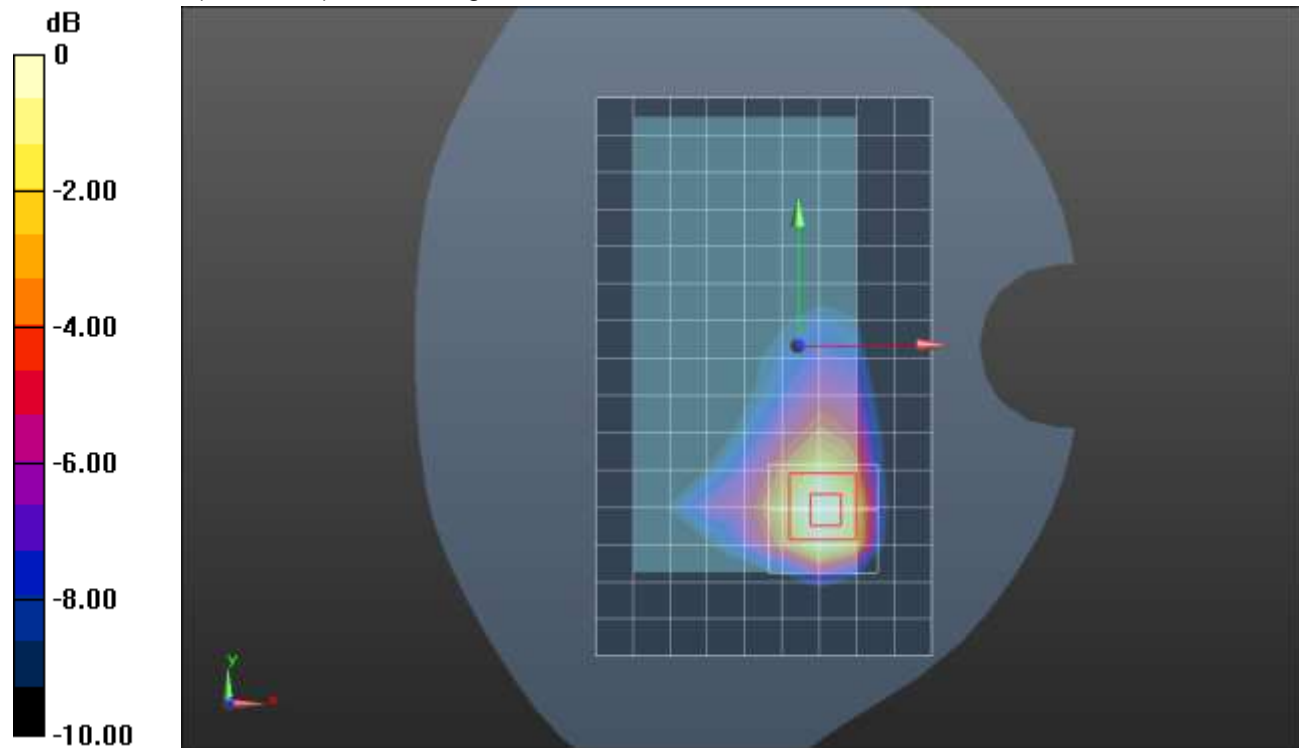
Peak SAR (extrapolated) = 1.54 W/kg

SAR(1 g) = 0.734 W/kg; SAR(10 g) = 0.358 W/kg

Smallest distance from peaks to all points 3 dB below = 11.4 mm

Ratio of SAR at M2 to SAR at M1 = 46.8%

Maximum value of SAR (measured) = 1.02 W/kg



0 dB = 1.02 W/kg = 0.09 dBW/kg

n30 ANT 4

Frequency: 2310 MHz; Duty Cycle: 1:1; Room Ambient Temperature: 24.0°C; Liquid Temperature: 23.0°C

Medium parameters used: $f = 2310$ MHz; $\sigma = 1.683$ S/m; $\epsilon_r = 38.837$; $\rho = 1000$ kg/m³

DASY5 Configuration:

- Area Scan Setting: Find Secondary Maximum Within: 2.0 dB and with a peak SAR value greater than 0.0012W/kg
- Electronics: DAE4 Sn1547; Calibrated: 4/19/2021
- Probe: EX3DV4 - SN7482; ConvF(7.52, 7.52, 7.52) @ 2310 MHz; Calibrated: 4/26/2021
- Sensor-Surface: 1.4mm (Mechanical Surface Detection)
- Phantom: SAM (B); Type: QD000P40CD; Serial: 1632

LHS/Touch_QPSK RB 25,12 ch 462000/Area Scan (10x15x1): Measurement grid: dx=12mm, dy=12mm

Maximum value of SAR (measured) = 0.967 W/kg

LHS/Touch_QPSK RB 25,12 ch 462000/Zoom Scan (7x8x7)/Cube 0: Measurement grid: dx=5mm, dy=5mm, dz=5mm

Reference Value = 22.02 V/m; Power Drift = 0.11 dB

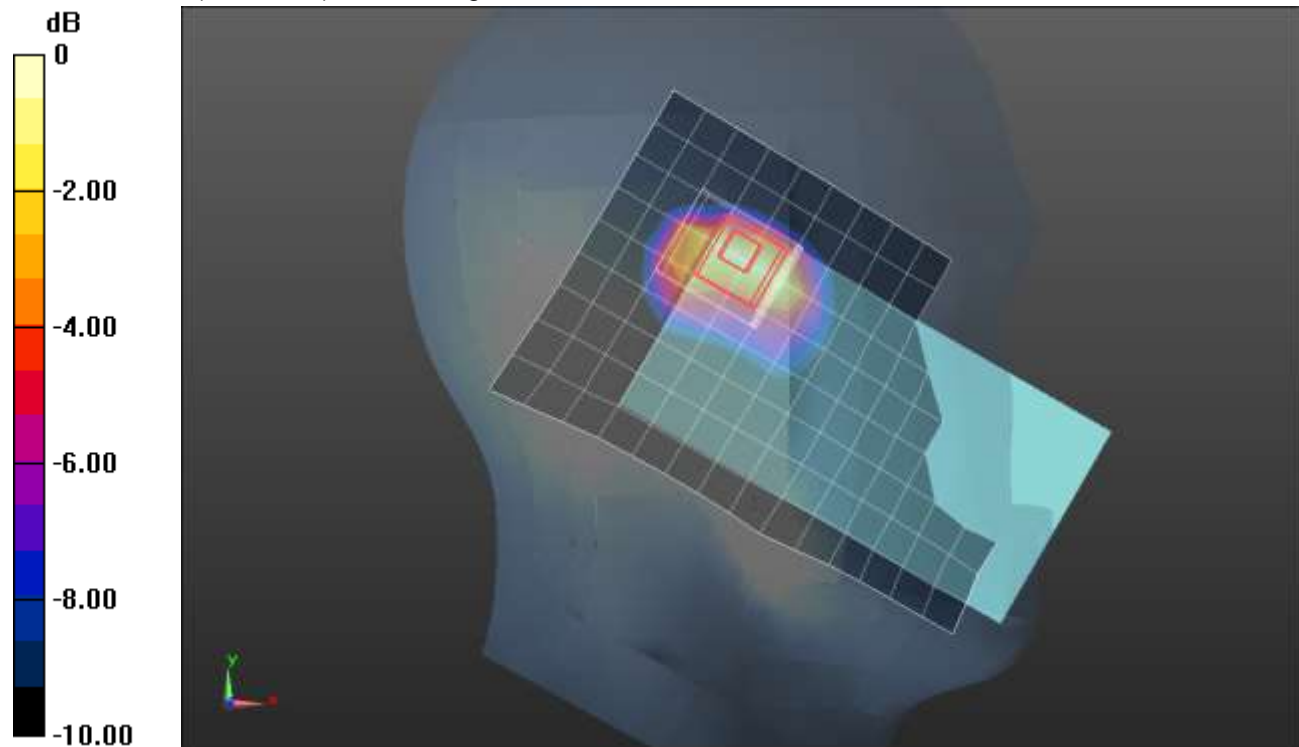
Peak SAR (extrapolated) = 1.42 W/kg

SAR(1 g) = 0.593 W/kg; SAR(10 g) = 0.288 W/kg

Smallest distance from peaks to all points 3 dB below = 7 mm

Ratio of SAR at M2 to SAR at M1 = 42.2%

Maximum value of SAR (measured) = 1.10 W/kg



0 dB = 1.10 W/kg = 0.41 dBW/kg

n30 ANT 4

Frequency: 2310 MHz; Duty Cycle: 1:1; Room Ambient Temperature: 24.0°C; Liquid Temperature: 23.0°C

Medium parameters used: $f = 2310$ MHz; $\sigma = 1.683$ S/m; $\epsilon_r = 38.837$; $\rho = 1000$ kg/m³

DASY5 Configuration:

- Area Scan Setting: Find Secondary Maximum Within: 2.0 dB and with a peak SAR value greater than 0.0012W/kg
- Electronics: DAE4 Sn1547; Calibrated: 4/19/2021
- Probe: EX3DV4 - SN7482; ConvF(7.52, 7.52, 7.52) @ 2310 MHz; Calibrated: 4/26/2021
- Sensor-Surface: 1.4mm (Mechanical Surface Detection), Sensor-Surface: 2.5mm (Mechanical Surface Detection)
- Phantom: SAM (B); Type: QD000P40CD; Serial: 1632

Rear/QPSK RB 25,12 ch 462000/Area Scan (10x16x1): Measurement grid: dx=12mm, dy=12mm

Maximum value of SAR (measured) = 0.885 W/kg

Rear/QPSK RB 25,12 ch 462000/Zoom Scan (8x8x7)/Cube 0: Measurement grid: dx=5mm, dy=5mm, dz=5mm

Reference Value = 21.80 V/m; Power Drift = 0.17 dB

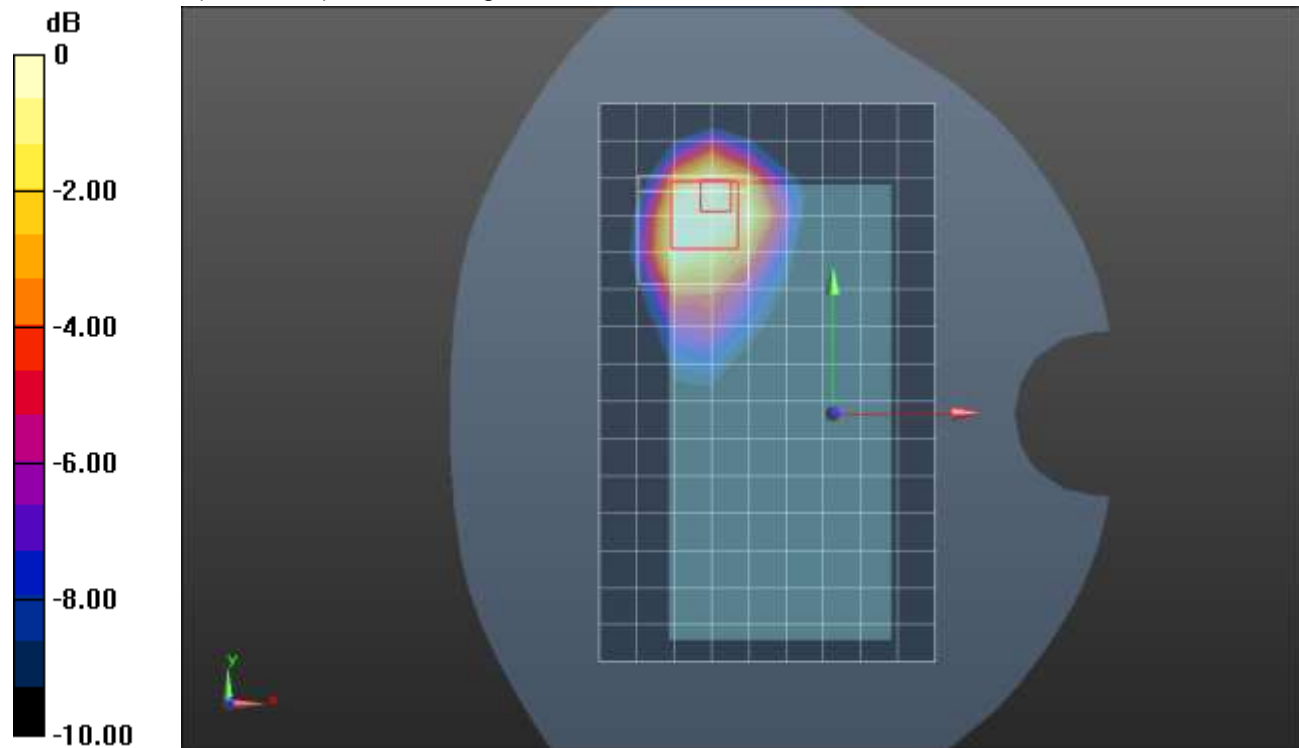
Peak SAR (extrapolated) = 1.29 W/kg

SAR(1 g) = 0.596 W/kg; SAR(10 g) = 0.305 W/kg

Smallest distance from peaks to all points 3 dB below = 11.7 mm

Ratio of SAR at M2 to SAR at M1 = 46.4%

Maximum value of SAR (measured) = 0.844 W/kg



0 dB = 0.844 W/kg = -0.74 dBW/kg

n30 ANT 4

Frequency: 2310 MHz; Duty Cycle: 1:1; Room Ambient Temperature: 24.0°C; Liquid Temperature: 23.0°C

Medium parameters used: $f = 2310$ MHz; $\sigma = 1.683$ S/m; $\epsilon_r = 38.837$; $\rho = 1000$ kg/m³

DASY5 Configuration:

- Area Scan Setting: Find Secondary Maximum Within: 2.0 dB and with a peak SAR value greater than 0.0012W/kg
- Electronics: DAE4 Sn1547; Calibrated: 4/19/2021
- Probe: EX3DV4 - SN7482; ConvF(7.52, 7.52, 7.52) @ 2310 MHz; Calibrated: 4/26/2021
- Sensor-Surface: 2.5mm (Mechanical Surface Detection)
- Phantom: SAM (B); Type: QD000P40CD; Serial: 1632

Edge 2/QPSK RB 25,12 ch 462000/Area Scan (7x17x1): Measurement grid: dx=12mm, dy=12mm
Maximum value of SAR (measured) = 0.855 W/kg

Edge 2/QPSK RB 25,12 ch 462000/Zoom Scan (7x8x7)/Cube 0: Measurement grid: dx=5mm, dy=5mm, dz=5mm

Reference Value = 26.18 V/m; Power Drift = 0.05 dB

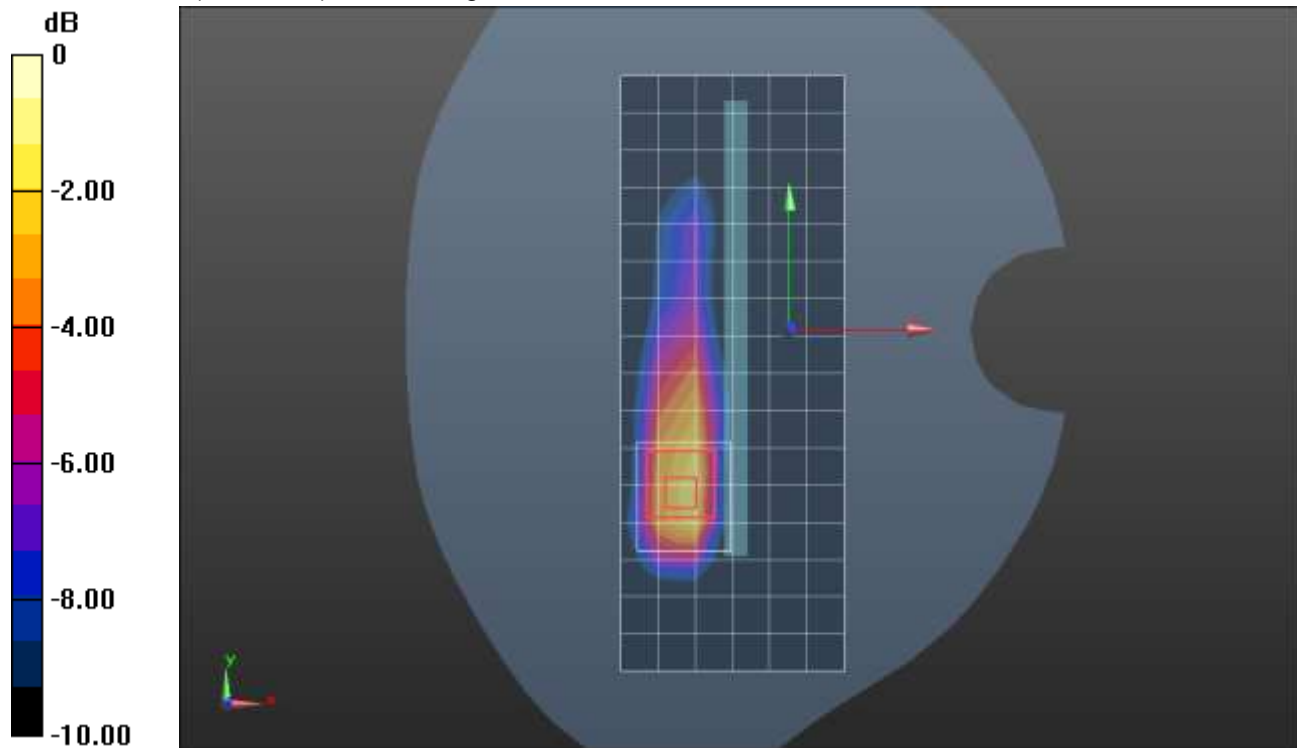
Peak SAR (extrapolated) = 1.68 W/kg

SAR(1 g) = 0.786 W/kg; SAR(10 g) = 0.350 W/kg

Smallest distance from peaks to all points 3 dB below = 8 mm

Ratio of SAR at M2 to SAR at M1 = 49.9%

Maximum value of SAR (measured) = 1.13 W/kg



0 dB = 1.13 W/kg = 0.53 dBW/kg

n41 ANT 1

Frequency: 2593 MHz; Duty Cycle: 1:1; Room Ambient Temperature: 24.0°C; Liquid Temperature: 23.0°C

Medium parameters used (interpolated): $f = 2593$ MHz; $\sigma = 1.948$ S/m; $\epsilon_r = 38.264$; $\rho = 1000$ kg/m³

DASY5 Configuration:

- Area Scan Setting: Find Secondary Maximum Within: 2.0 dB and with a peak SAR value greater than 0.0012W/kg
- Electronics: DAE4 Sn1359; Calibrated: 1/28/2021
- Probe: EX3DV4 - SN3772; ConvF(6.76, 6.76, 6.76) @ 2593 MHz; Calibrated: 2/25/2021
- Sensor-Surface: 1.4mm (Mechanical Surface Detection)
- Phantom: Twin-SAM V8.0 (20deg probe tilt); Type: QD 000 P41 AA; Serial: 1948

RHS/Touch_QPSK RB 1,137 Ch 518600/Area Scan (10x16x1): Measurement grid: dx=12mm, dy=12mm

[Info: Interpolated medium parameters used for SAR evaluation.](#)

Maximum value of SAR (measured) = 0.330 W/kg

RHS/Touch_QPSK RB 1,137 Ch 518600/Zoom Scan (7x7x7)/Cube 0: Measurement grid: dx=5mm, dy=5mm, dz=5mm

Reference Value = 11.73 V/m; Power Drift = 0.10 dB

Peak SAR (extrapolated) = 0.425 W/kg

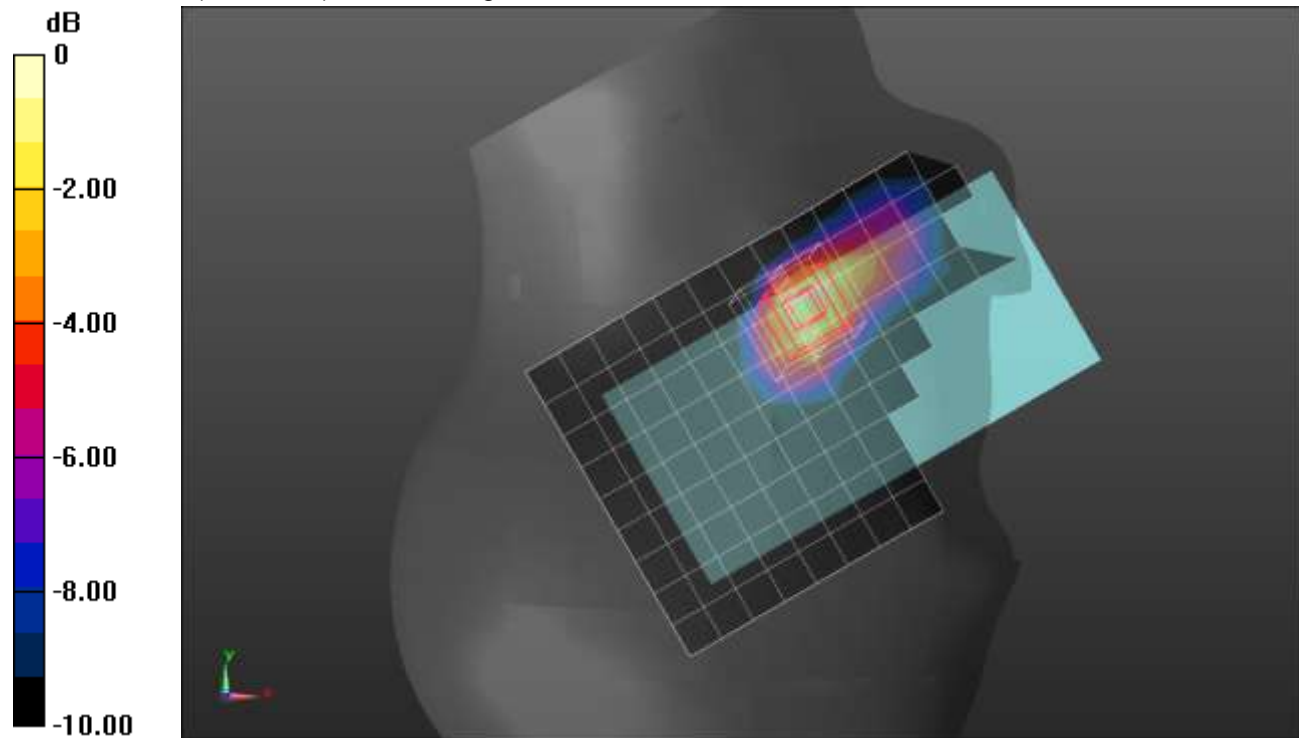
SAR(1 g) = 0.211 W/kg; SAR(10 g) = 0.107 W/kg

Smallest distance from peaks to all points 3 dB below = 8.2 mm

Ratio of SAR at M2 to SAR at M1 = 49.5%

[Info: Interpolated medium parameters used for SAR evaluation.](#)

Maximum value of SAR (measured) = 0.334 W/kg



n41 ANT 1

Frequency: 2593 MHz; Duty Cycle: 1:1; Room Ambient Temperature: 24.0°C; Liquid Temperature: 23.0°C

Medium parameters used (interpolated): $f = 2593$ MHz; $\sigma = 1.903$ S/m; $\epsilon_r = 37.504$; $\rho = 1000$ kg/m³

DASY5 Configuration:

- Area Scan Setting: Find Secondary Maximum Within: 2.0 dB and with a peak SAR value greater than 0.0012W/kg
- Electronics: DAE4 Sn1359; Calibrated: 1/28/2021
- Probe: EX3DV4 - SN3772; ConvF(6.76, 6.76, 6.76) @ 2593 MHz; Calibrated: 2/25/2021
- Sensor-Surface: 1.4mm (Mechanical Surface Detection (Locations From Previous Scan Used)), Sensor-Surface: 1.4mm (Mechanical Surface Detection)
- Phantom: Twin-SAM V8.0 (20deg probe tilt); Type: QD 000 P41 AA; Serial: 1948

Rear/QPSK RB 135,69 Ch 518600/Area Scan (10x16x1): Measurement grid: dx=12mm, dy=12mm

[Info: Interpolated medium parameters used for SAR evaluation.](#)

Maximum value of SAR (measured) = 0.783 W/kg

Rear/QPSK RB 135,69 Ch 518600/Zoom Scan (7x7x7)/Cube 0: Measurement grid: dx=5mm, dy=5mm, dz=5mm

Reference Value = 18.62 V/m; Power Drift = 0.01 dB

Peak SAR (extrapolated) = 1.06 W/kg

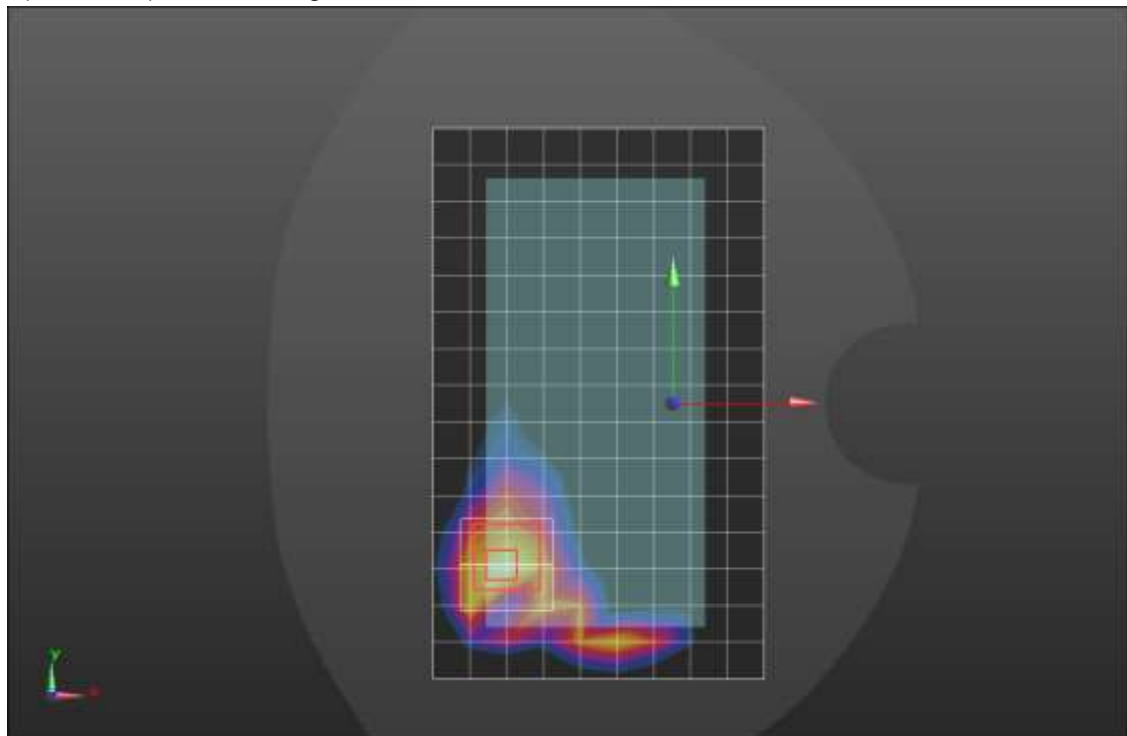
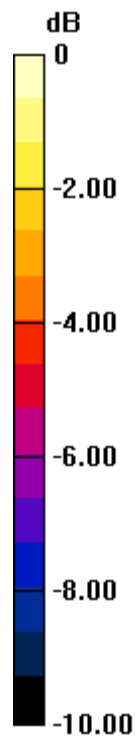
SAR(1 g) = 0.424 W/kg; SAR(10 g) = 0.182 W/kg

Smallest distance from peaks to all points 3 dB below = 5.4 mm

Ratio of SAR at M2 to SAR at M1 = 47.1%

[Info: Interpolated medium parameters used for SAR evaluation.](#)

Maximum value of SAR (measured) = 0.754 W/kg



0 dB = 0.754 W/kg = -1.23 dBW/kg

n41 ANT 1

Frequency: 2593 MHz; Duty Cycle: 1:1; Room Ambient Temperature: 24.0°C; Liquid Temperature: 23.0°C

Medium parameters used (interpolated): $f = 2593$ MHz; $\sigma = 1.948$ S/m; $\epsilon_r = 38.264$; $\rho = 1000$ kg/m³

DASY5 Configuration:

- Area Scan Setting: Find Secondary Maximum Within: 2.0 dB and with a peak SAR value greater than 0.0012W/kg
- Electronics: DAE4 Sn1359; Calibrated: 1/28/2021
- Probe: EX3DV4 - SN3772; ConvF(6.76, 6.76, 6.76) @ 2593 MHz; Calibrated: 2/25/2021
- Sensor-Surface: 1.4mm (Mechanical Surface Detection)
- Phantom: Twin-SAM V8.0 (20deg probe tilt); Type: QD 000 P41 AA; Serial: 1948

Edge 2/QPSK RB 135,69 Ch 518600/Area Scan (6x16x1): Measurement grid: dx=12mm, dy=12mm

[Info: Interpolated medium parameters used for SAR evaluation.](#)

Maximum value of SAR (measured) = 0.837 W/kg

Edge 2/QPSK RB 135,69 Ch 518600/Zoom Scan (7x7x7)/Cube 0: Measurement grid: dx=5mm, dy=5mm, dz=5mm

Reference Value = 19.24 V/m; Power Drift = -0.13 dB

Peak SAR (extrapolated) = 1.81 W/kg

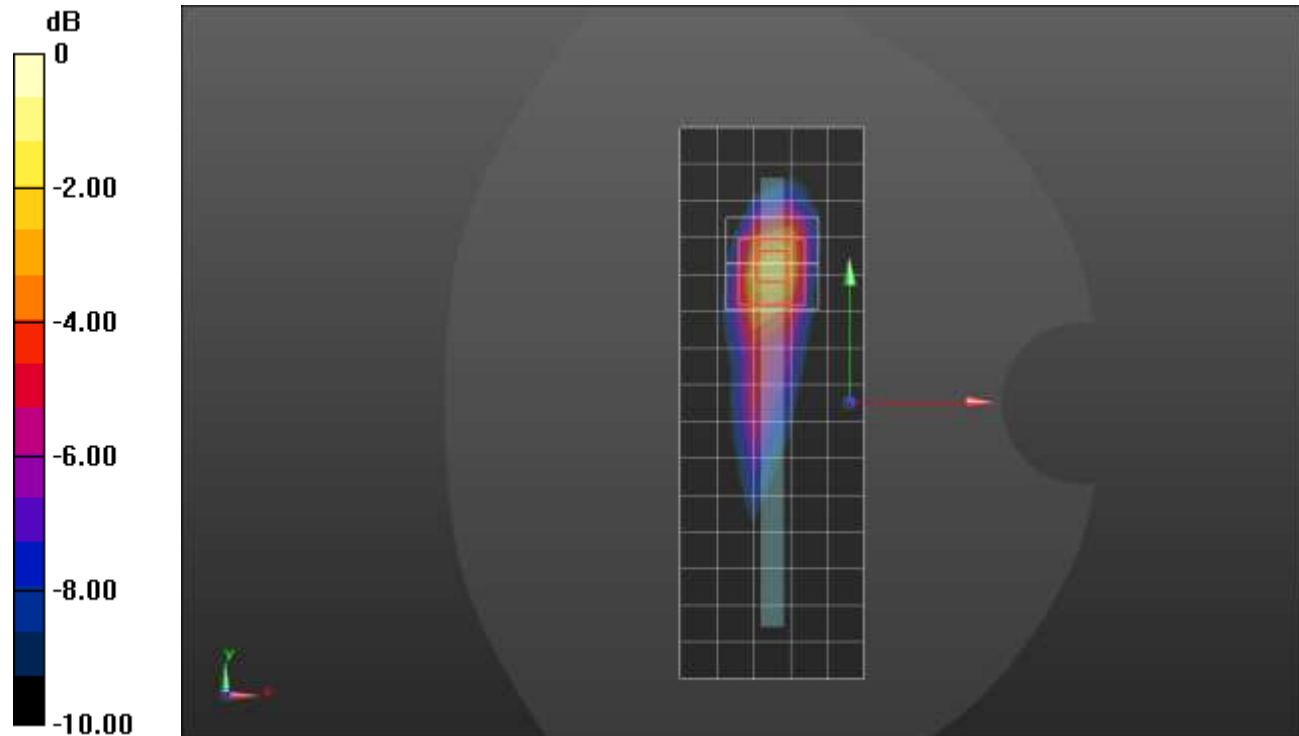
SAR(1 g) = 0.700 W/kg; SAR(10 g) = 0.289 W/kg

Smallest distance from peaks to all points 3 dB below = 7.6 mm

Ratio of SAR at M2 to SAR at M1 = 38.4%

[Info: Interpolated medium parameters used for SAR evaluation.](#)

Maximum value of SAR (measured) = 1.35 W/kg



0 dB = 1.35 W/kg = 1.30 dBW/kg

n41 ANT 2

Frequency: 2593 MHz; Duty Cycle: 1:1; Room Ambient Temperature: 24.0°C; Liquid Temperature: 23.0°C

Medium parameters used (interpolated): $f = 2593$ MHz; $\sigma = 1.948$ S/m; $\epsilon_r = 38.264$; $\rho = 1000$ kg/m³

DASY5 Configuration:

- Area Scan Setting: Find Secondary Maximum Within: 2.0 dB and with a peak SAR value greater than 0.0012W/kg
- Electronics: DAE4 Sn1359; Calibrated: 1/28/2021
- Probe: EX3DV4 - SN3772; ConvF(6.76, 6.76, 6.76) @ 2593 MHz; Calibrated: 2/25/2021
- Sensor-Surface: 1.4mm (Mechanical Surface Detection)
- Phantom: Twin-SAM V8.0 (20deg probe tilt); Type: QD 000 P41 AA; Serial: 1948

RHS/Touch_QPSK RB 135, 69 Ch 518600/Area Scan (10x16x1): Measurement grid: dx=12mm, dy=12mm

[Info: Interpolated medium parameters used for SAR evaluation.](#)

Maximum value of SAR (measured) = 0.913 W/kg

RHS/Touch_QPSK RB 135, 69 Ch 518600/Zoom Scan (7x7x7)/Cube 0: Measurement grid: dx=5mm, dy=5mm, dz=5mm

Reference Value = 20.70 V/m; Power Drift = 0.01 dB

Peak SAR (extrapolated) = 1.52 W/kg

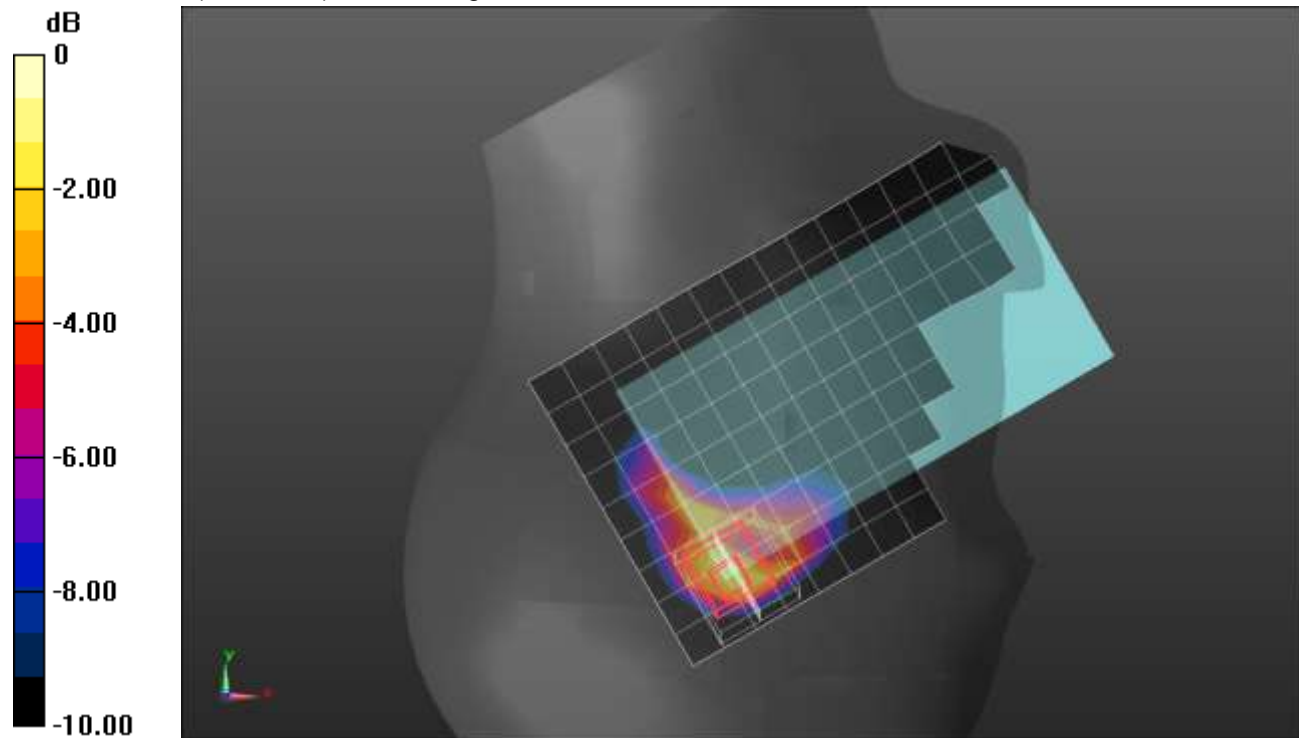
SAR(1 g) = 0.582 W/kg; SAR(10 g) = 0.244 W/kg

Smallest distance from peaks to all points 3 dB below = 5.6 mm

Ratio of SAR at M2 to SAR at M1 = 40.2%

[Info: Interpolated medium parameters used for SAR evaluation.](#)

Maximum value of SAR (measured) = 1.12 W/kg



0 dB = 1.12 W/kg = 0.49 dBW/kg

n41 ANT 2

Frequency: 2593 MHz; Duty Cycle: 1:1; Room Ambient Temperature: 24.0°C; Liquid Temperature: 23.0°C

Medium parameters used (interpolated): $f = 2593$ MHz; $\sigma = 1.948$ S/m; $\epsilon_r = 38.264$; $\rho = 1000$ kg/m³

DASY5 Configuration:

- Area Scan Setting: Find Secondary Maximum Within: 2.0 dB and with a peak SAR value greater than 0.0012W/kg
- Electronics: DAE4 Sn1359; Calibrated: 1/28/2021
- Probe: EX3DV4 - SN3772; ConvF(6.76, 6.76, 6.76) @ 2593 MHz; Calibrated: 2/25/2021
- Sensor-Surface: 1.4mm (Mechanical Surface Detection)
- Phantom: Twin-SAM V8.0 (20deg probe tilt); Type: QD 000 P41 AA; Serial: 1948

Rear/QPSK RB 1,137 Ch 518600/Area Scan (10x16x1): Measurement grid: dx=12mm, dy=12mm

[Info: Interpolated medium parameters used for SAR evaluation.](#)

Maximum value of SAR (measured) = 1.40 W/kg

Rear/QPSK RB 1,137 Ch 518600/Zoom Scan (7x7x7)/Cube 0: Measurement grid: dx=5mm, dy=5mm, dz=5mm

Reference Value = 24.22 V/m; Power Drift = 0.06 dB

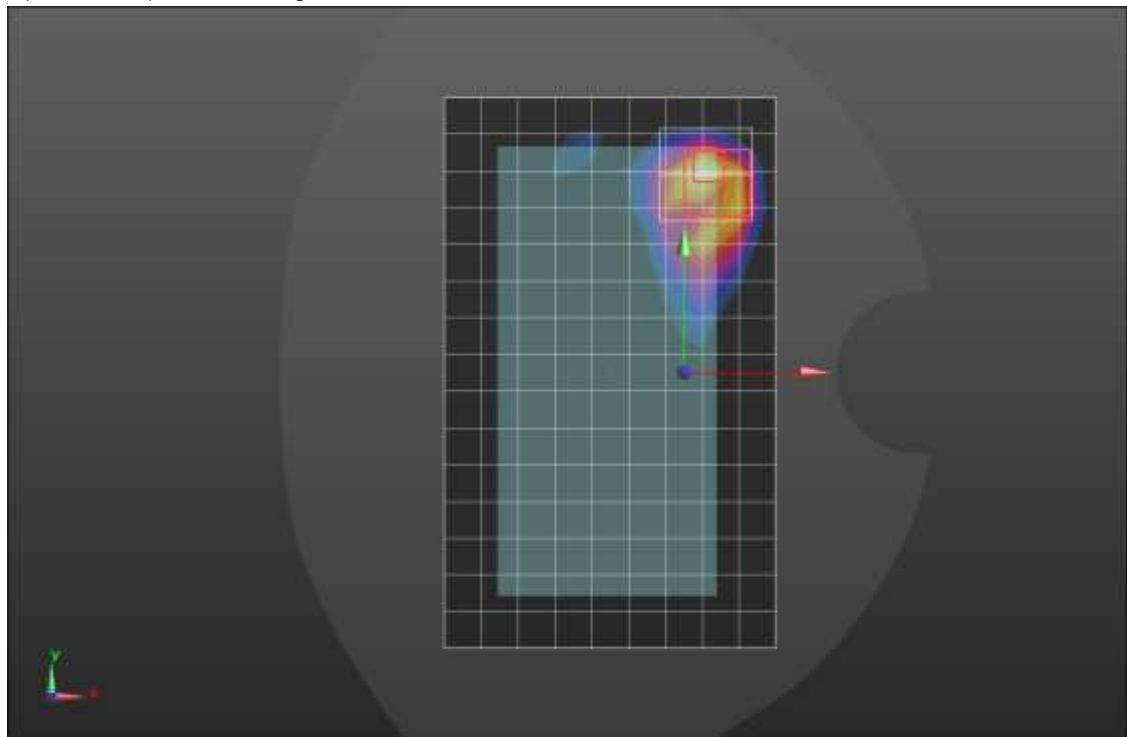
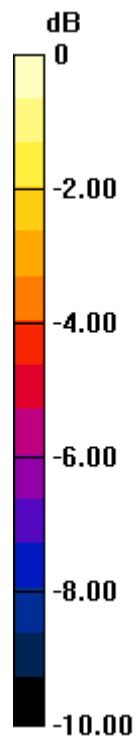
Peak SAR (extrapolated) = 1.94 W/kg

SAR(1 g) = 0.727 W/kg; SAR(10 g) = 0.289 W/kg

Smallest distance from peaks to all points 3 dB below = 4.5 mm

Ratio of SAR at M2 to SAR at M1 = 39.7%

Maximum value of SAR (measured) = 1.32 W/kg



0 dB = 1.32 W/kg = 1.21 dBW/kg

n41 ANT 3

Frequency: 2593 MHz; Duty Cycle: 1:1; Room Ambient Temperature: 24.0°C; Liquid Temperature: 23.0°C

Medium parameters used (interpolated): $f = 2593$ MHz; $\sigma = 1.948$ S/m; $\epsilon_r = 38.264$; $\rho = 1000$ kg/m³

DASY5 Configuration:

- Area Scan Setting: Find Secondary Maximum Within: 2.0 dB and with a peak SAR value greater than 0.0012W/kg
- Electronics: DAE4 Sn1359; Calibrated: 1/28/2021
- Probe: EX3DV4 - SN3772; ConvF(6.76, 6.76, 6.76) @ 2593 MHz; Calibrated: 2/25/2021
- Sensor-Surface: 1.4mm (Mechanical Surface Detection)
- Phantom: Twin-SAM V8.0 (20deg probe tilt); Type: QD 000 P41 AA; Serial: 1948

LHS/Touch_QPSK RB 1,137 Ch 518600/Area Scan (11x16x1): Measurement grid: dx=12mm, dy=12mm

[Info: Interpolated medium parameters used for SAR evaluation.](#)

Maximum value of SAR (measured) = 0.558 W/kg

LHS/Touch_QPSK RB 1,137 Ch 518600/Zoom Scan (7x7x7)/Cube 0: Measurement grid: dx=5mm, dy=5mm, dz=5mm

Reference Value = 15.93 V/m; Power Drift = 0.02 dB

Peak SAR (extrapolated) = 0.742 W/kg


SAR(1 g) = 0.411 W/kg; SAR(10 g) = 0.218 W/kg

Smallest distance from peaks to all points 3 dB below = 9.9 mm

Ratio of SAR at M2 to SAR at M1 = 57.3%

[Info: Interpolated medium parameters used for SAR evaluation.](#)

Maximum value of SAR (measured) = 0.607 W/kg



0 dB = 0.607 W/kg = -2.17 dBW/kg

n41 ANT 3

Frequency: 2593 MHz; Duty Cycle: 1:1; Room Ambient Temperature: 24.0°C; Liquid Temperature: 23.0°C

Medium parameters used (interpolated): $f = 2593$ MHz; $\sigma = 1.948$ S/m; $\epsilon_r = 38.264$; $\rho = 1000$ kg/m³

DASY5 Configuration:

- Area Scan Setting: Find Secondary Maximum Within: 2.0 dB and with a peak SAR value greater than 0.0012W/kg
- Electronics: DAE4 Sn1359; Calibrated: 1/28/2021
- Probe: EX3DV4 - SN3772; ConvF(6.76, 6.76, 6.76) @ 2593 MHz; Calibrated: 2/25/2021
- Sensor-Surface: 1.4mm (Mechanical Surface Detection)
- Phantom: Twin-SAM V8.0 (20deg probe tilt); Type: QD 000 P41 AA; Serial: 1948

Rear/QPSK RB 135,69 Ch 518600/Area Scan (10x16x1): Measurement grid: dx=12mm, dy=12mm

[Info: Interpolated medium parameters used for SAR evaluation.](#)

Maximum value of SAR (measured) = 0.652 W/kg

Rear/QPSK RB 135,69 Ch 518600/Zoom Scan (7x7x7)/Cube 0: Measurement grid: dx=5mm, dy=5mm, dz=5mm

Reference Value = 16.66 V/m; Power Drift = 0.05 dB

Peak SAR (extrapolated) = 0.927 W/kg

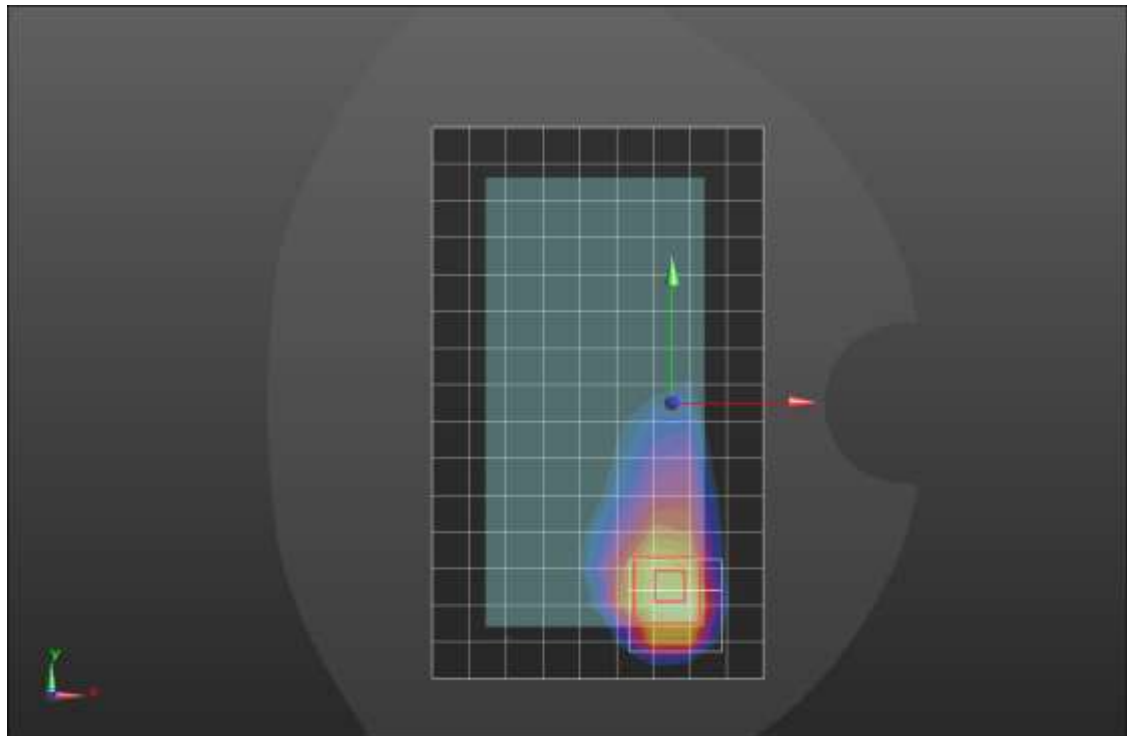
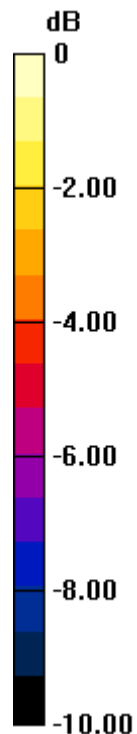
SAR(1 g) = 0.428 W/kg; SAR(10 g) = 0.209 W/kg

Smallest distance from peaks to all points 3 dB below = 9.2 mm

Ratio of SAR at M2 to SAR at M1 = 44.9%

[Info: Interpolated medium parameters used for SAR evaluation.](#)

Maximum value of SAR (measured) = 0.730 W/kg



0 dB = 0.730 W/kg = -1.37 dBW/kg

n41 ANT 4

Frequency: 2593 MHz; Duty Cycle: 1:1; Room Ambient Temperature: 24.0°C; Liquid Temperature: 23.0°C

Medium parameters used (interpolated): $f = 2593$ MHz; $\sigma = 1.903$ S/m; $\epsilon_r = 37.504$; $\rho = 1000$ kg/m³

DASY5 Configuration:

- Area Scan Setting: Find Secondary Maximum Within: 2.0 dB and with a peak SAR value greater than 0.0012W/kg
- Electronics: DAE4 Sn1359; Calibrated: 1/28/2021
- Probe: EX3DV4 - SN3772; ConvF(6.76, 6.76, 6.76) @ 2593 MHz; Calibrated: 2/25/2021
- Sensor-Surface: 1.4mm (Mechanical Surface Detection)
- Phantom: Twin-SAM V8.0 (20deg probe tilt); Type: QD 000 P41 AA; Serial: 1948

LHS/Touch_QPSK RB 135,69 Ch 518600/Area Scan (10x16x1): Measurement grid: dx=12mm, dy=12mm

[Info: Interpolated medium parameters used for SAR evaluation.](#)

Maximum value of SAR (measured) = 1.05 W/kg

LHS/Touch_QPSK RB 135,69 Ch 518600/Zoom Scan (7x7x7)/Cube 0: Measurement grid: dx=5mm, dy=5mm, dz=5mm

Reference Value = 20.20 V/m; Power Drift = -0.03 dB

Peak SAR (extrapolated) = 1.67 W/kg

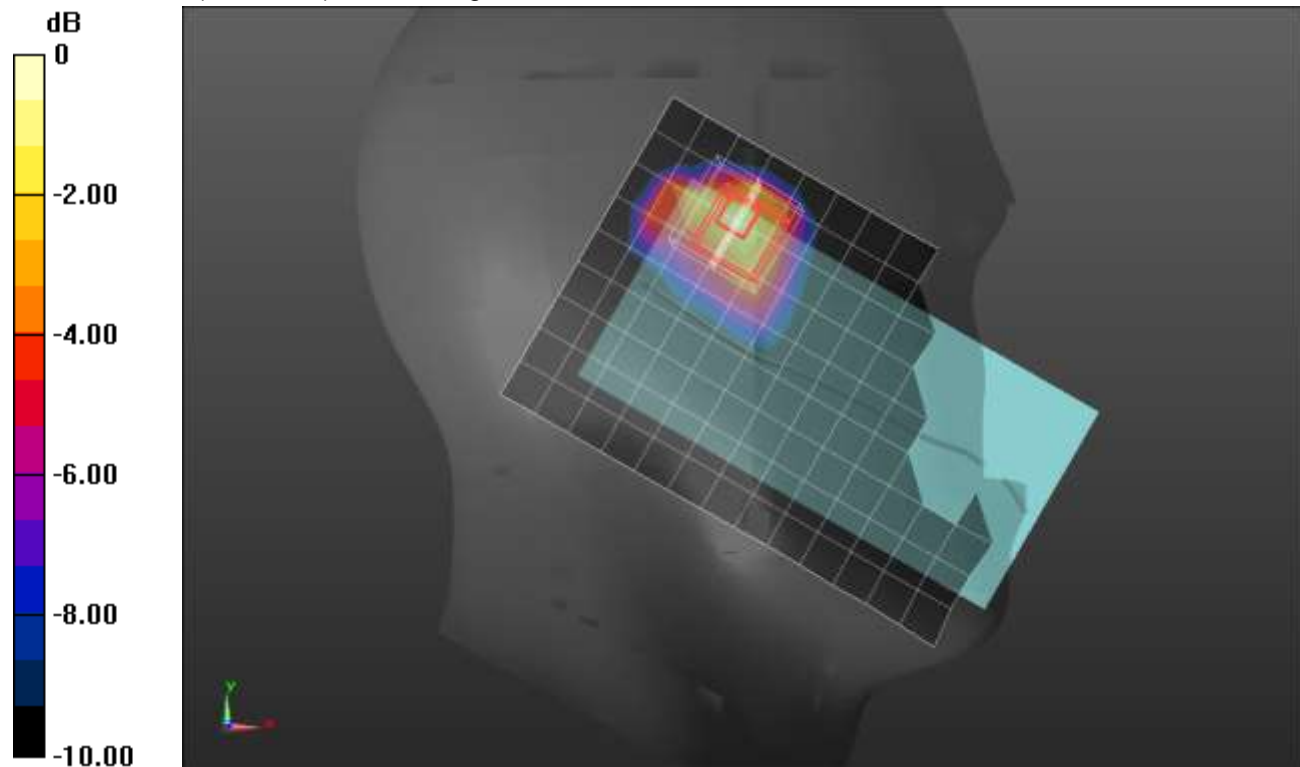
SAR(1 g) = 0.667 W/kg; SAR(10 g) = 0.323 W/kg

Smallest distance from peaks to all points 3 dB below = 7.3 mm

Ratio of SAR at M2 to SAR at M1 = 37.1%

[Info: Interpolated medium parameters used for SAR evaluation.](#)

Maximum value of SAR (measured) = 1.20 W/kg



0 dB = 1.20 W/kg = 0.79 dBW/kg

n41 ANT 4

Frequency: 2593 MHz; Duty Cycle: 1:1; Room Ambient Temperature: 24.0°C; Liquid Temperature: 23.0°C

Medium parameters used (interpolated): $f = 2593$ MHz; $\sigma = 1.948$ S/m; $\epsilon_r = 38.264$; $\rho = 1000$ kg/m³

DASY5 Configuration:

- Area Scan Setting: Find Secondary Maximum Within: 2.0 dB and with a peak SAR value greater than 0.0012W/kg
- Electronics: DAE4 Sn1359; Calibrated: 1/28/2021
- Probe: EX3DV4 - SN3772; ConvF(6.76, 6.76, 6.76) @ 2593 MHz; Calibrated: 2/25/2021
- Sensor-Surface: 1.4mm (Mechanical Surface Detection (Locations From Previous Scan Used)), Sensor-Surface: 1.4mm (Mechanical Surface Detection)
- Phantom: Twin-SAM V8.0 (20deg probe tilt); Type: QD 000 P41 AA; Serial: 1948

Rear/QPSK RB 1,137 Ch 518600/Area Scan (10x16x1): Measurement grid: dx=12mm, dy=12mm

Maximum value of SAR (measured) = 0.647 W/kg

Rear/QPSK RB 1,137 Ch 518600/Zoom Scan (8x8x7)/Cube 0: Measurement grid: dx=5mm, dy=5mm, dz=5mm

Reference Value = 16.76 V/m; Power Drift = -0.13 dB

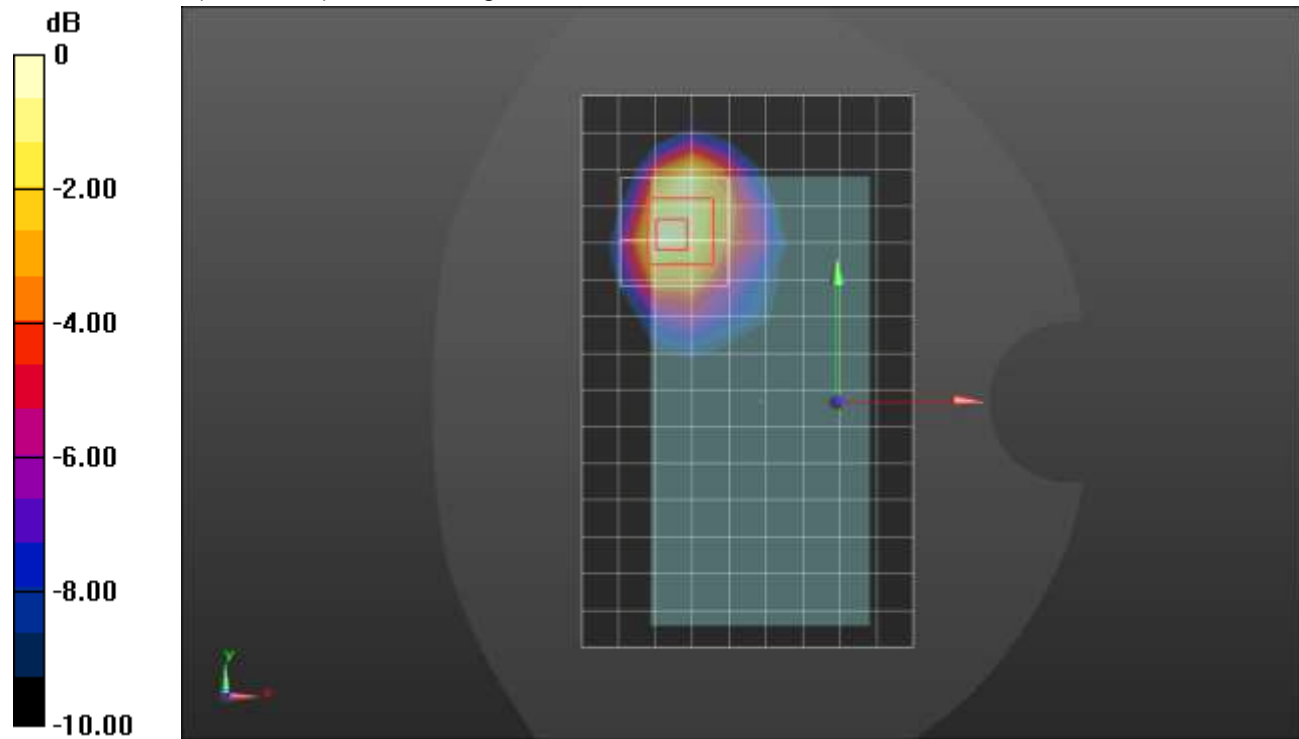
Peak SAR (extrapolated) = 0.878 W/kg

SAR(1 g) = 0.425 W/kg; SAR(10 g) = 0.213 W/kg

Smallest distance from peaks to all points 3 dB below = 9.8 mm

Ratio of SAR at M2 to SAR at M1 = 47.4%

Maximum value of SAR (measured) = 0.695 W/kg



0 dB = 0.695 W/kg = -1.58 dBW/kg

n41 ANT 4

Frequency: 2593 MHz; Duty Cycle: 1:1; Room Ambient Temperature: 24.0°C; Liquid Temperature: 23.0°C

Medium parameters used (interpolated): $f = 2593$ MHz; $\sigma = 1.903$ S/m; $\epsilon_r = 37.504$; $\rho = 1000$ kg/m³

DASY5 Configuration:

- Area Scan Setting: Find Secondary Maximum Within: 2.0 dB and with a peak SAR value greater than 0.0012W/kg
- Electronics: DAE4 Sn1359; Calibrated: 1/28/2021
- Probe: EX3DV4 - SN3772; ConvF(6.76, 6.76, 6.76) @ 2593 MHz; Calibrated: 2/25/2021
- Sensor-Surface: 1.4mm (Mechanical Surface Detection)
- Phantom: Twin-SAM V8.0 (20deg probe tilt); Type: QD 000 P41 AA; Serial: 1948

Edge 2/QPSK RB 135,69 Ch 518600/Area Scan (9x16x1): Measurement grid: dx=12mm, dy=12mm

[Info: Interpolated medium parameters used for SAR evaluation.](#)

Maximum value of SAR (measured) = 0.977 W/kg

Edge 2/QPSK RB 135,69 Ch 518600/Zoom Scan (7x7x7)/Cube 0: Measurement grid: dx=5mm, dy=5mm, dz=5mm

Reference Value = 20.82 V/m; Power Drift = -0.02 dB

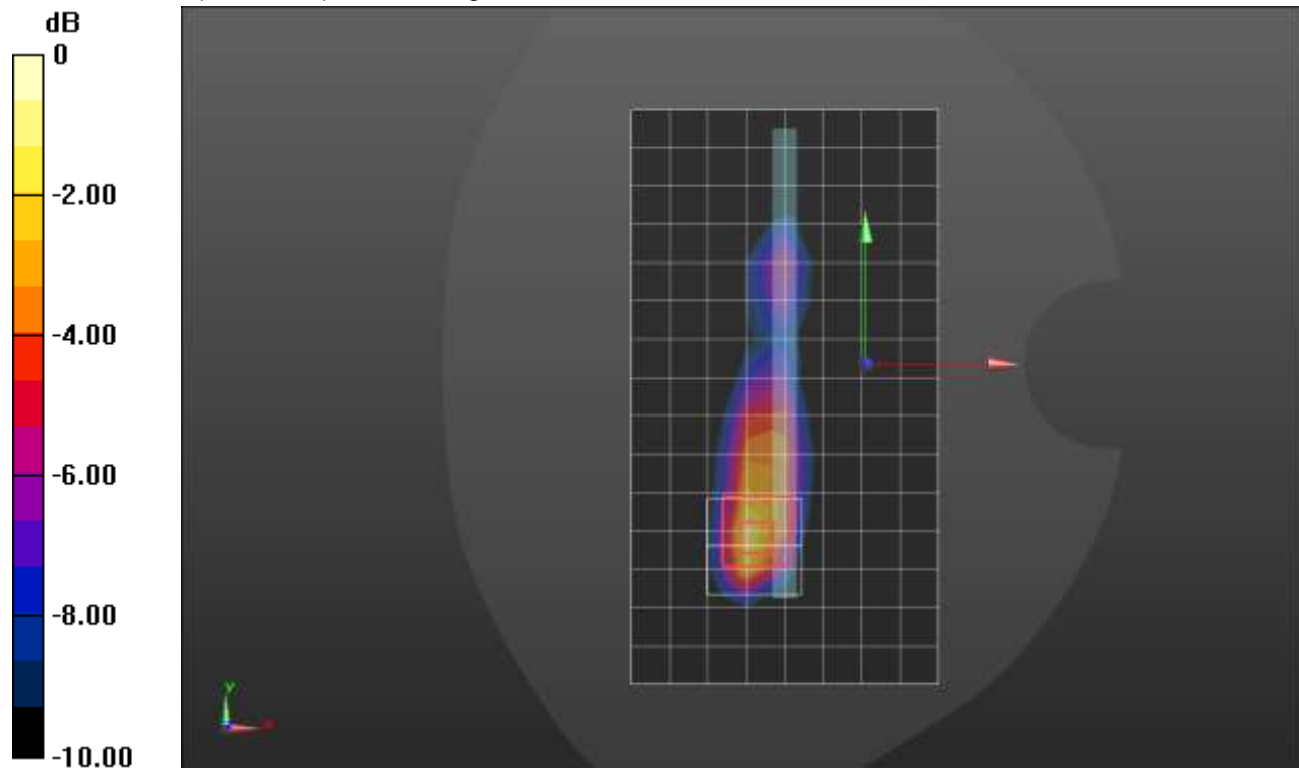
Peak SAR (extrapolated) = 1.59 W/kg

SAR(1 g) = 0.625 W/kg; SAR(10 g) = 0.262 W/kg

Smallest distance from peaks to all points 3 dB below = 7.1 mm

Ratio of SAR at M2 to SAR at M1 = 38.7%

Maximum value of SAR (measured) = 1.19 W/kg



0 dB = 1.19 W/kg = 0.76 dBW/kg

n66 ANT 1

Frequency: 1745 MHz; Duty Cycle: 1:1; Room Ambient Temperature: 24.0°C; Liquid Temperature: 23.0°C

Medium parameters used: $f = 1745$ MHz; $\sigma = 1.427$ S/m; $\epsilon_r = 41.421$; $\rho = 1000$ kg/m³

DASY5 Configuration:

- Area Scan Setting: Find Secondary Maximum Within: 2.0 dB and with a peak SAR value greater than 0.0012W/kg
- Electronics: DAE4 Sn1357; Calibrated: 1/28/2021
- Probe: EX3DV4 - SN3773; ConvF(8.05, 8.05, 8.05) @ 1745 MHz; Calibrated: 2/25/2021
- Sensor-Surface: 1.4mm (Mechanical Surface Detection)
- Phantom: Twin-SAM V5.0 (30deg probe tilt); Type: QD 000 P40 CD; Serial: 1629

RHS/Touch_QPSK RB 1,53 Ch 349000 /Area Scan (9x13x1): Measurement grid: dx=15mm, dy=15mm
Maximum value of SAR (measured) = 0.235 W/kg

RHS/Touch_QPSK RB 1,53 Ch 349000 /Zoom Scan (5x5x7)/Cube 0: Measurement grid: dx=8mm, dy=8mm, dz=5mm

Reference Value = 12.73 V/m; Power Drift = -0.11 dB

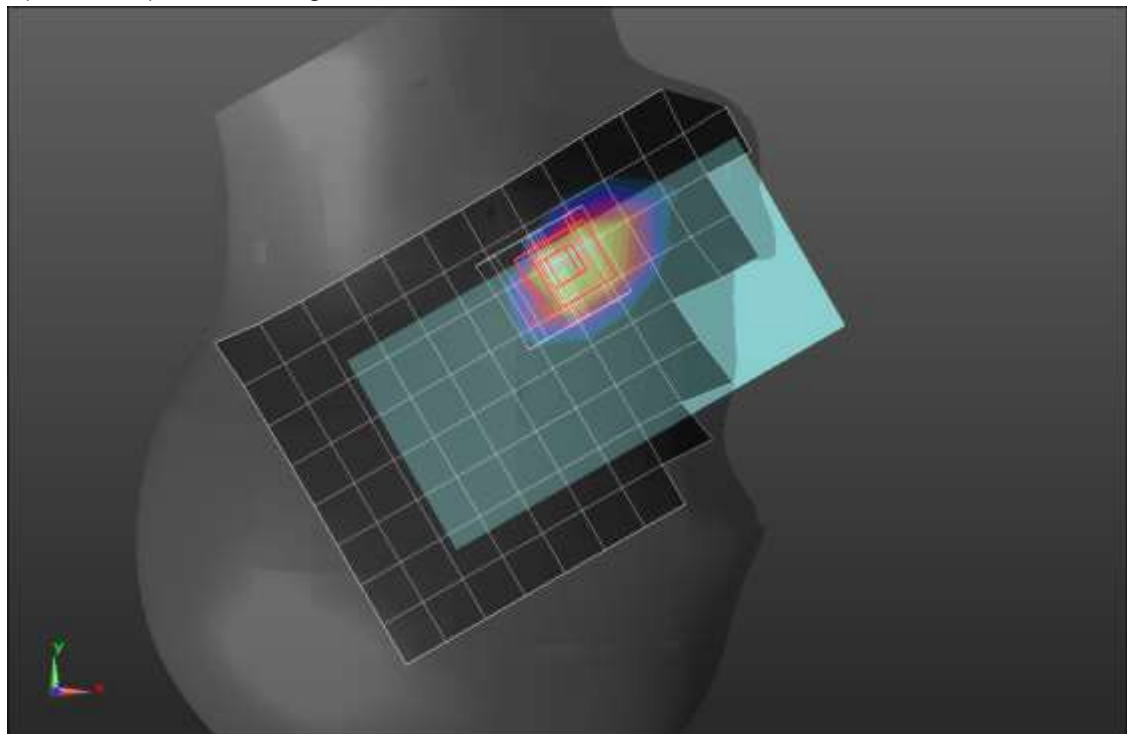
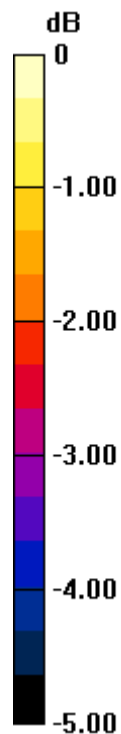
Peak SAR (extrapolated) = 0.298 W/kg

SAR(1 g) = 0.187 W/kg; SAR(10 g) = 0.120 W/kg

Smallest distance from peaks to all points 3 dB below = 11.5 mm

Ratio of SAR at M2 to SAR at M1 = 68.6%

Maximum value of SAR (measured) = 0.242 W/kg



0 dB = 0.242 W/kg = -6.16 dBW/kg

n66 ANT 1

Frequency: 1745 MHz; Duty Cycle: 1:1; Room Ambient Temperature: 24.0°C; Liquid Temperature: 23.0°C

Medium parameters used: $f = 1745$ MHz; $\sigma = 1.427$ S/m; $\epsilon_r = 41.421$; $\rho = 1000$ kg/m³

DASY5 Configuration:

- Area Scan Setting: Find Secondary Maximum Within: 2.0 dB and with a peak SAR value greater than 0.0012W/kg
- Electronics: DAE4 Sn1357; Calibrated: 1/28/2021
- Probe: EX3DV4 - SN3773; ConvF(8.05, 8.05, 8.05) @ 1745 MHz; Calibrated: 2/25/2021
- Sensor-Surface: 1.4mm (Mechanical Surface Detection)
- Phantom: Twin-SAM V5.0 (30deg probe tilt); Type: QD 000 P40 CD; Serial: 1629

Rear/QPSK RB 50,28 Ch 349000/Area Scan (9x14x1): Measurement grid: dx=15mm, dy=15mm

Maximum value of SAR (measured) = 0.477 W/kg

Rear/QPSK RB 50,28 Ch 349000/Zoom Scan (5x5x7)/Cube 0: Measurement grid: dx=8mm, dy=8mm, dz=5mm

Reference Value = 1.562 V/m; Power Drift = 0.05 dB

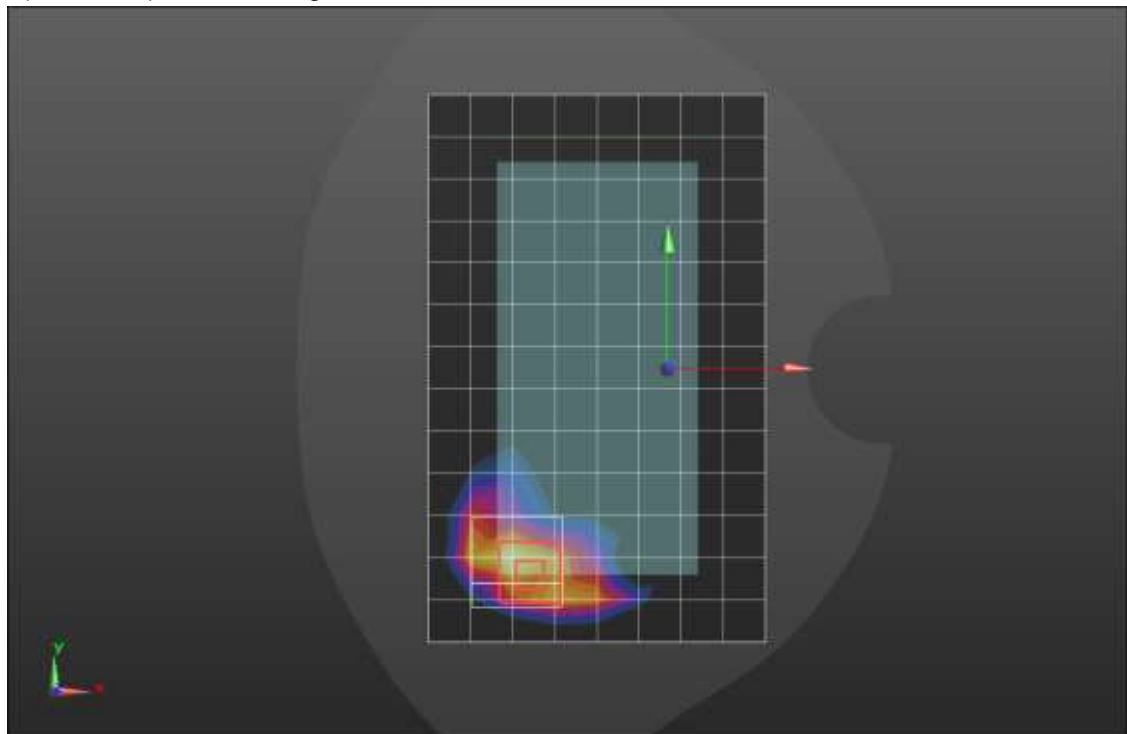
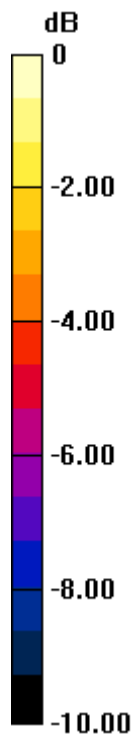
Peak SAR (extrapolated) = 0.697 W/kg

SAR(1 g) = 0.356 W/kg; SAR(10 g) = 0.189 W/kg

Smallest distance from peaks to all points 3 dB below = 8 mm

Ratio of SAR at M2 to SAR at M1 = 51.6%

Maximum value of SAR (measured) = 0.548 W/kg



0 dB = 0.548 W/kg = -2.61 dBW/kg

n66 ANT 1

Frequency: 1745 MHz; Duty Cycle: 1:1; Room Ambient Temperature: 24.0°C; Liquid Temperature: 23.0°C

Medium parameters used: $f = 1745$ MHz; $\sigma = 1.427$ S/m; $\epsilon_r = 41.421$; $\rho = 1000$ kg/m³

DASY5 Configuration:

- Area Scan Setting: Find Secondary Maximum Within: 2.0 dB and with a peak SAR value greater than 0.0012W/kg
- Electronics: DAE4 Sn1357; Calibrated: 1/28/2021
- Probe: EX3DV4 - SN3773; ConvF(8.05, 8.05, 8.05) @ 1745 MHz; Calibrated: 2/25/2021
- Sensor-Surface: 1.4mm (Mechanical Surface Detection)
- Phantom: Twin-SAM V5.0 (30deg probe tilt); Type: QD 000 P40 CD; Serial: 1629

Edge 3/QPSK RB 50,28 Ch 349000/Area Scan (5x9x1): Measurement grid: dx=15mm, dy=15mm
Maximum value of SAR (measured) = 0.764 W/kg

Edge 3/QPSK RB 50,28 Ch 349000/Zoom Scan (5x5x7)/Cube 0: Measurement grid: dx=8mm, dy=8mm, dz=5mm

Reference Value = 21.59 V/m; Power Drift = -0.01 dB

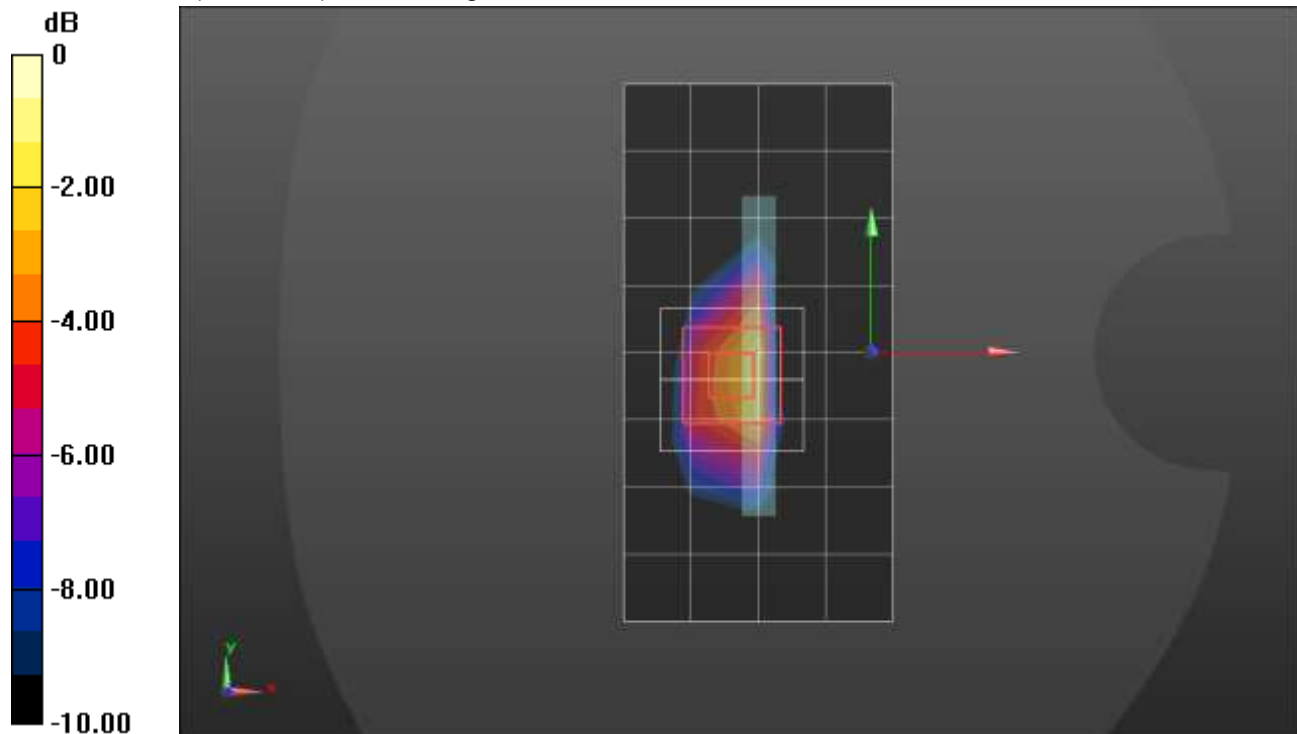
Peak SAR (extrapolated) = 1.50 W/kg

SAR(1 g) = 0.732 W/kg; SAR(10 g) = 0.341 W/kg

Smallest distance from peaks to all points 3 dB below = 8 mm

Ratio of SAR at M2 to SAR at M1 = 50.2%

Maximum value of SAR (measured) = 1.22 W/kg



0 dB = 1.22 W/kg = 0.86 dBW/kg

n66 ANT 2

Frequency: 1720 MHz; Duty Cycle: 1:1; Room Ambient Temperature: 24.0°C; Liquid Temperature: 23.0°C

Medium parameters used: $f = 1720$ MHz; $\sigma = 1.334$ S/m; $\epsilon_r = 38.392$; $\rho = 1000$ kg/m³

DASY5 Configuration:

- Area Scan Setting: Find Secondary Maximum Within: 2.0 dB and with a peak SAR value greater than 0.0012W/kg
- Electronics: DAE4 Sn1357; Calibrated: 1/28/2021
- Probe: EX3DV4 - SN3773; ConvF(8.05, 8.05, 8.05) @ 1720 MHz; Calibrated: 2/25/2021
- Sensor-Surface: 1.4mm (Mechanical Surface Detection)
- Phantom: Twin-SAM V5.0 (30deg probe tilt); Type: QD 000 P40 CD; Serial: 1629

RHS/Touch_QPSK RB 1,53 Ch 344000/Area Scan (9x13x1): Measurement grid: dx=15mm, dy=15mm
Maximum value of SAR (measured) = 0.663 W/kg

RHS/Touch_QPSK RB 1,53 Ch 344000/Zoom Scan (5x5x7)/Cube 0: Measurement grid: dx=8mm, dy=8mm, dz=5mm

Reference Value = 20.92 V/m; Power Drift = 0.02 dB

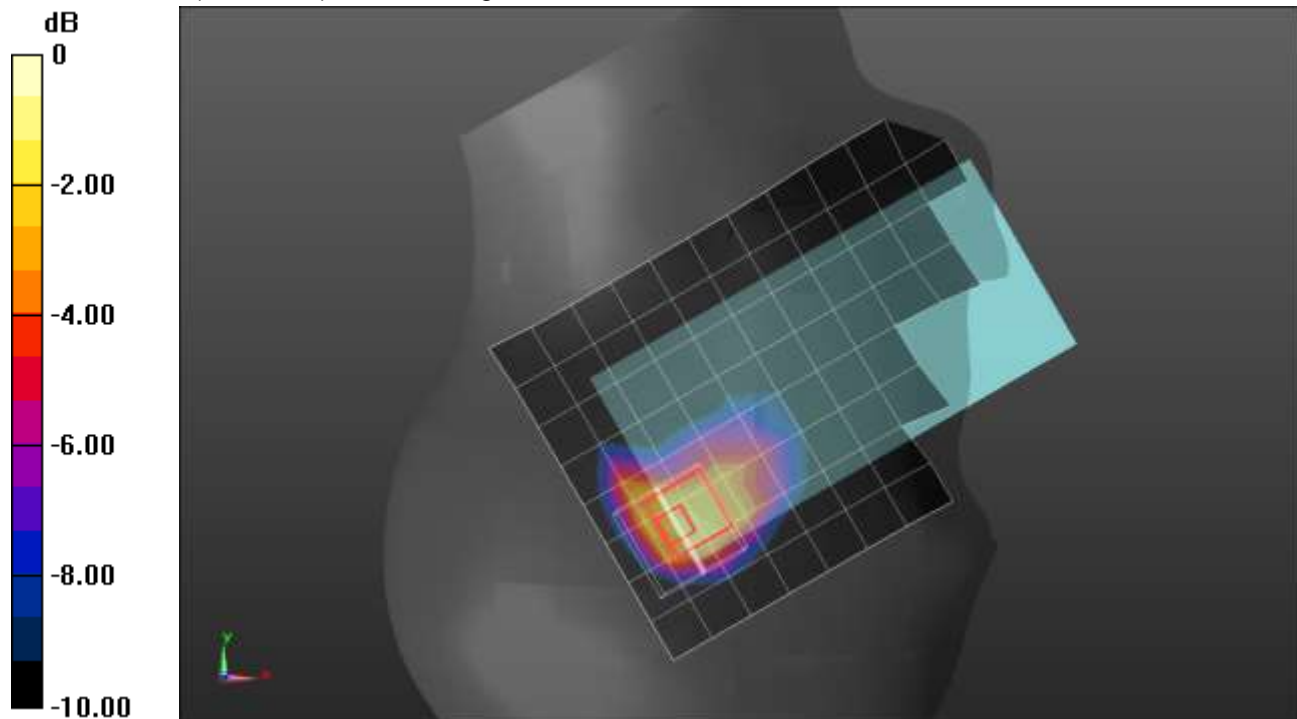
Peak SAR (extrapolated) = 1.15 W/kg

SAR(1 g) = 0.508 W/kg; SAR(10 g) = 0.285 W/kg

Smallest distance from peaks to all points 3 dB below = 9.1 mm

Ratio of SAR at M2 to SAR at M1 = 41.1%

Maximum value of SAR (measured) = 0.916 W/kg



0 dB = 0.916 W/kg = -0.38 dBW/kg

n66 ANT 2

Frequency: 1745 MHz; Duty Cycle: 1:1; Room Ambient Temperature: 24.0°C; Liquid Temperature: 23.0°C

Medium parameters used: $f = 1745$ MHz; $\sigma = 1.345$ S/m; $\epsilon_r = 38.332$; $\rho = 1000$ kg/m³

DASY5 Configuration:

- Area Scan Setting: Find Secondary Maximum Within: 2.0 dB and with a peak SAR value greater than 0.0012W/kg
- Electronics: DAE4 Sn1357; Calibrated: 1/28/2021
- Probe: EX3DV4 - SN3773; ConvF(8.05, 8.05, 8.05) @ 1745 MHz; Calibrated: 2/25/2021
- Sensor-Surface: 1.4mm (Mechanical Surface Detection)
- Phantom: Twin-SAM V5.0 (30deg probe tilt); Type: QD 000 P40 CD; Serial: 1629

Rear/QPSK RB 1,53 Ch 349000/Area Scan (8x13x1): Measurement grid: dx=15mm, dy=15mm

Maximum value of SAR (measured) = 1.04 W/kg

Rear/QPSK RB 1,53 Ch 349000/Zoom Scan (5x5x7)/Cube 0: Measurement grid: dx=8mm, dy=8mm, dz=5mm

Reference Value = 25.36 V/m; Power Drift = -0.03 dB

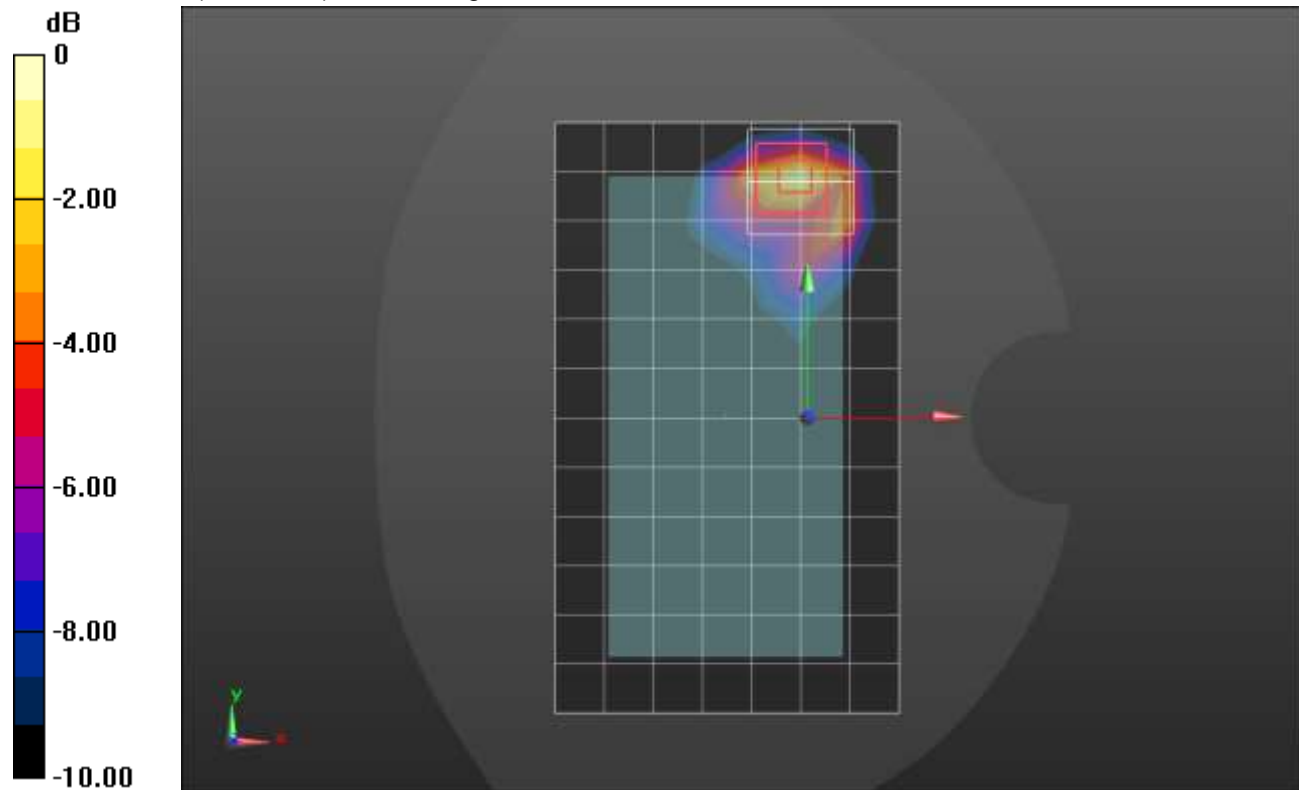
Peak SAR (extrapolated) = 1.43 W/kg

SAR(1 g) = 0.600 W/kg; SAR(10 g) = 0.279 W/kg

Smallest distance from peaks to all points 3 dB below = 6.4 mm

Ratio of SAR at M2 to SAR at M1 = 41.4%

Maximum value of SAR (measured) = 1.12 W/kg



0 dB = 1.12 W/kg = 0.49 dBW/kg

n66 ANT 2

Frequency: 1720 MHz; Duty Cycle: 1:1; Room Ambient Temperature: 24.0°C; Liquid Temperature: 23.0°C

Medium parameters used: $f = 1720$ MHz; $\sigma = 1.334$ S/m; $\epsilon_r = 39.306$; $\rho = 1000$ kg/m³

DASY5 Configuration:

- Area Scan Setting: Find Secondary Maximum Within: 2.0 dB and with a peak SAR value greater than 0.0012W/kg
- Electronics: DAE4 Sn1357; Calibrated: 1/28/2021
- Probe: EX3DV4 - SN3773; ConvF(8.05, 8.05, 8.05) @ 1720 MHz; Calibrated: 2/25/2021
- Sensor-Surface: 1.4mm (Mechanical Surface Detection (Locations From Previous Scan Used)), Sensor-Surface: 1.4mm (Mechanical Surface Detection)
- Phantom: Twin-SAM V5.0 (30deg probe tilt); Type: QD 000 P40 CD; Serial: 1629

Edge 1/QPSK RB 1,53 Ch 344000/Area Scan (5x9x1): Measurement grid: dx=15mm, dy=15mm

Maximum value of SAR (measured) = 0.823 W/kg

Edge 1/QPSK RB 1,53 Ch 344000/Zoom Scan (5x5x7)/Cube 0: Measurement grid: dx=8mm, dy=8mm, dz=5mm

Reference Value = 21.13 V/m; Power Drift = 0.13 dB

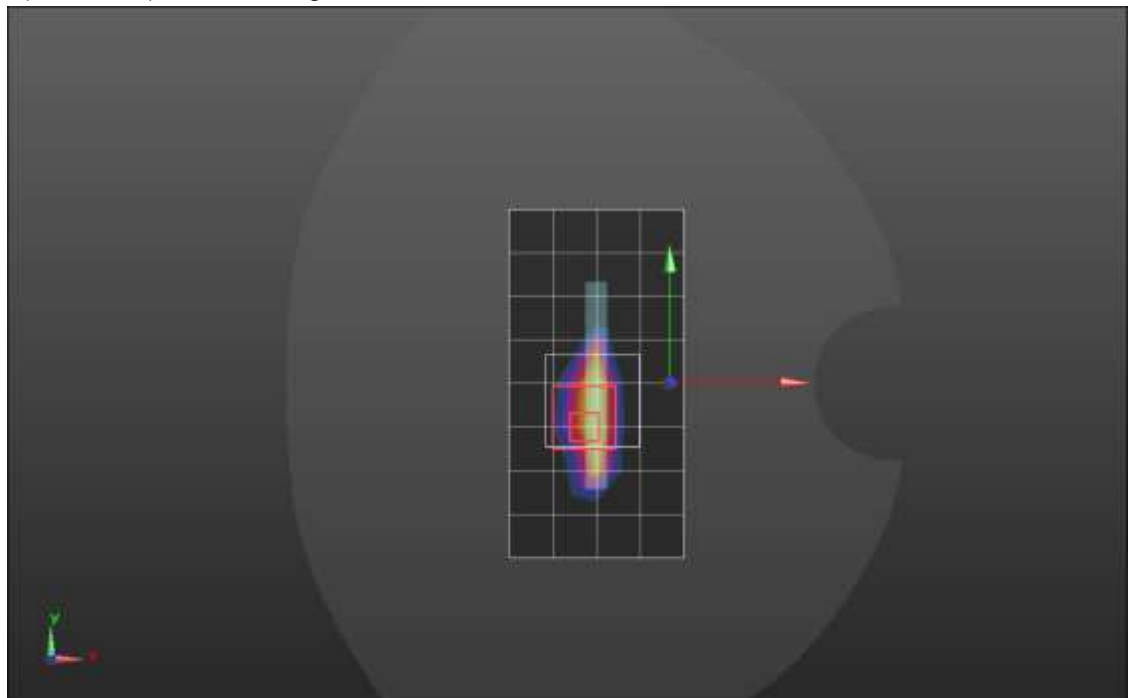
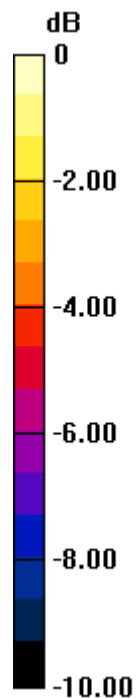
Peak SAR (extrapolated) = 1.29 W/kg

SAR(1 g) = 0.544 W/kg; SAR(10 g) = 0.239 W/kg

Smallest distance from peaks to all points 3 dB below = 4.8 mm

Ratio of SAR at M2 to SAR at M1 = 40.8%

Maximum value of SAR (measured) = 0.950 W/kg



0 dB = 0.950 W/kg = -0.22 dBW/kg

n66 ANT 3

Frequency: 1745 MHz; Duty Cycle: 1:1; Room Ambient Temperature: 24.0°C; Liquid Temperature: 23.0°C

Medium parameters used: $f = 1745$ MHz; $\sigma = 1.345$ S/m; $\epsilon_r = 38.332$; $\rho = 1000$ kg/m³

DASY5 Configuration:

- Area Scan Setting: Find Secondary Maximum Within: 2.0 dB and with a peak SAR value greater than 0.0012W/kg
- Electronics: DAE4 Sn1357; Calibrated: 1/28/2021
- Probe: EX3DV4 - SN3773; ConvF(8.05, 8.05, 8.05) @ 1745 MHz; Calibrated: 2/25/2021
- Sensor-Surface: 1.4mm (Mechanical Surface Detection)
- Phantom: Twin-SAM V5.0 (30deg probe tilt); Type: QD 000 P40 CD; Serial: 1629

LHS/Touch_QPSK RB 1,53 Ch 349000/Area Scan (9x13x1): Measurement grid: dx=15mm, dy=15mm
Maximum value of SAR (measured) = 0.231 W/kg

LHS/Touch_QPSK RB 1,53 Ch 349000/Zoom Scan (5x5x7)/Cube 0: Measurement grid: dx=8mm, dy=8mm, dz=5mm

Reference Value = 12.28 V/m; Power Drift = 0.03 dB

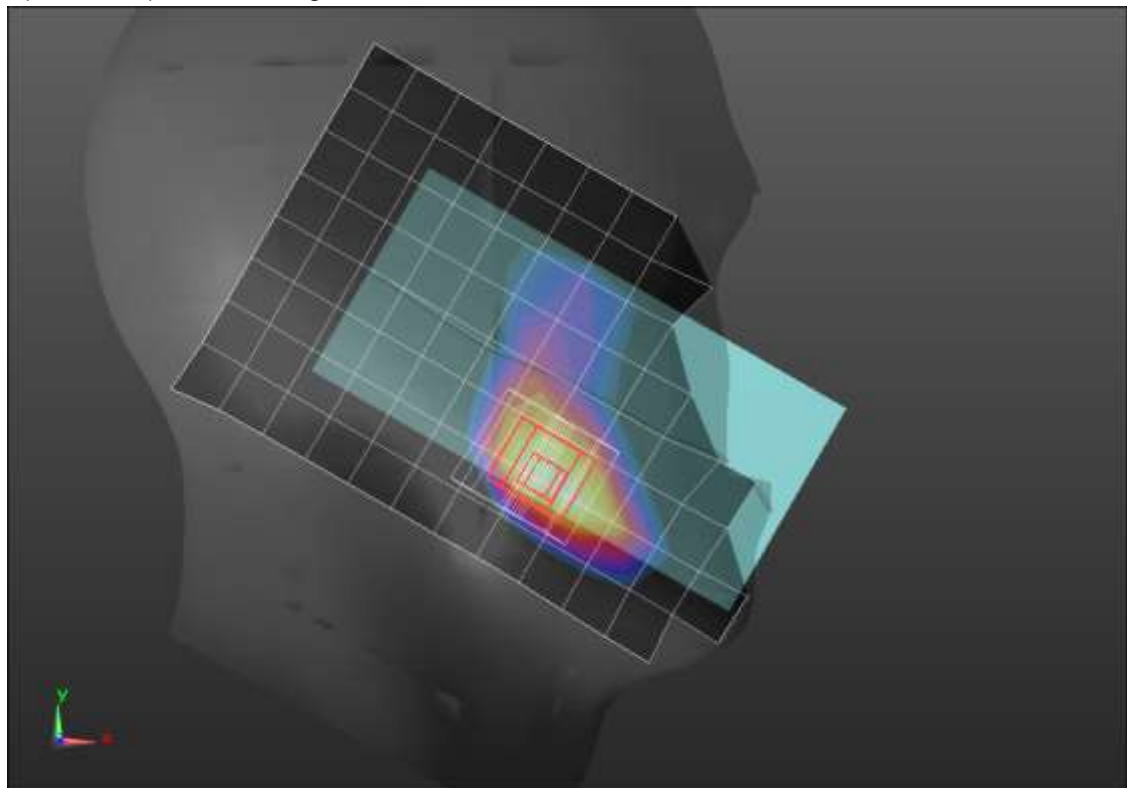
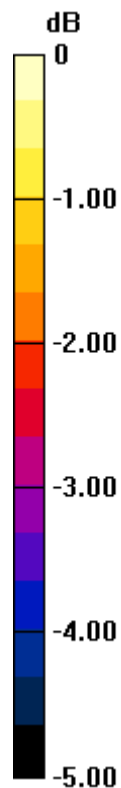
Peak SAR (extrapolated) = 0.261 W/kg

SAR(1 g) = 0.171 W/kg; SAR(10 g) = 0.111 W/kg

Smallest distance from peaks to all points 3 dB below = 13.2 mm

Ratio of SAR at M2 to SAR at M1 = 66.6%

Maximum value of SAR (measured) = 0.227 W/kg



0 dB = 0.227 W/kg = -6.44 dBW/kg

n66 ANT 3

Frequency: 1745 MHz; Duty Cycle: 1:1; Room Ambient Temperature: 24.0°C; Liquid Temperature: 23.0°C

Medium parameters used: $f = 1745$ MHz; $\sigma = 1.41$ S/m; $\epsilon_r = 41.815$; $\rho = 1000$ kg/m³

DASY5 Configuration:

- Area Scan Setting: Find Secondary Maximum Within: 2.0 dB and with a peak SAR value greater than 0.0012W/kg
- Electronics: DAE4 Sn1357; Calibrated: 1/28/2021
- Probe: EX3DV4 - SN3773; ConvF(8.05, 8.05, 8.05) @ 1745 MHz; Calibrated: 2/25/2021
- Sensor-Surface: 1.4mm (Mechanical Surface Detection (Locations From Previous Scan Used)), Sensor-Surface: 1.4mm (Mechanical Surface Detection)
- Phantom: Twin-SAM V5.0 (30deg probe tilt); Type: QD 000 P40 CD; Serial: 1629

Rear/QPSK RB 50,28 Ch 349000/Area Scan (8x13x1): Measurement grid: dx=15mm, dy=15mm

Maximum value of SAR (measured) = 0.739 W/kg

Rear/QPSK RB 50,28 Ch 349000/Zoom Scan (5x5x7)/Cube 0: Measurement grid: dx=8mm, dy=8mm, dz=5mm

Reference Value = 7.051 V/m; Power Drift = 0.13 dB

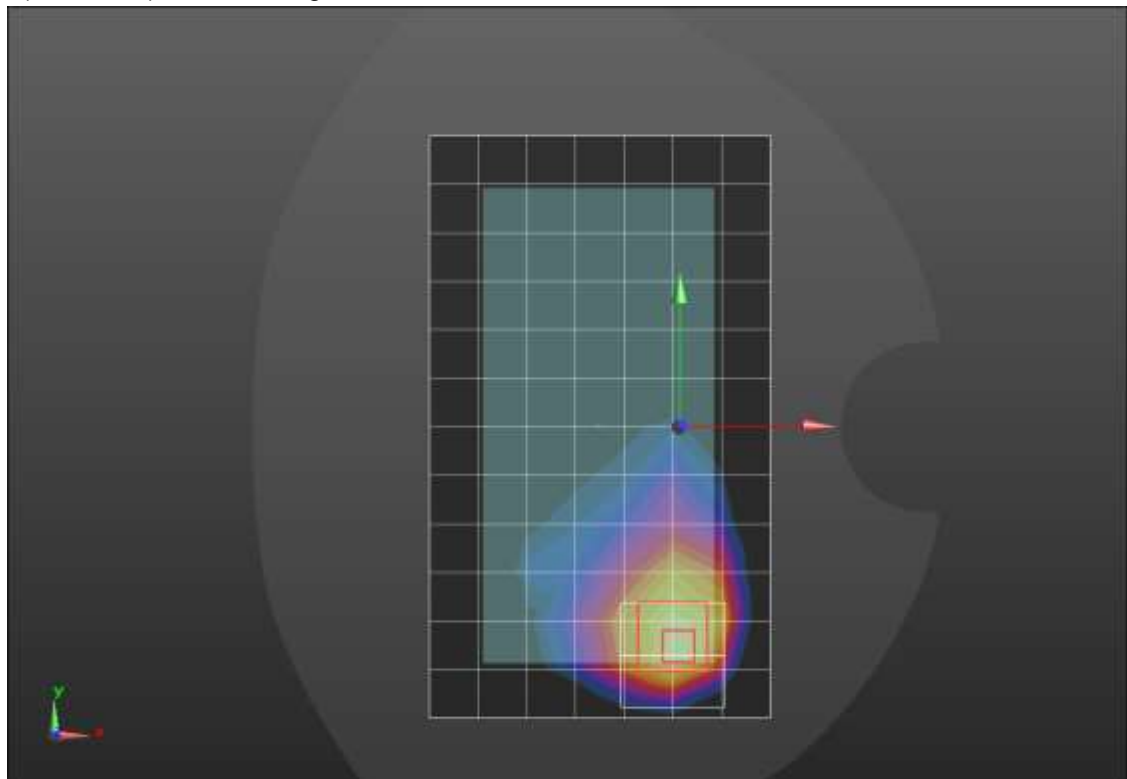
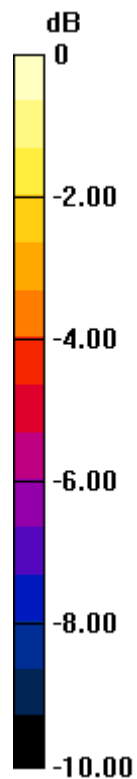
Peak SAR (extrapolated) = 1.16 W/kg

SAR(1 g) = 0.516 W/kg; SAR(10 g) = 0.283 W/kg

Smallest distance from peaks to all points 3 dB below = 8 mm

Ratio of SAR at M2 to SAR at M1 = 43.6%.

Maximum value of SAR (measured) = 0.853 W/kg



0 dB = 0.853 W/kg = -0.69 dBW/kg

n66 ANT 3

Frequency: 1745 MHz; Duty Cycle: 1:1; Room Ambient Temperature: 24.0°C; Liquid Temperature: 23.0°C

Medium parameters used: $f = 1745$ MHz; $\sigma = 1.41$ S/m; $\epsilon_r = 41.815$; $\rho = 1000$ kg/m³

DASY5 Configuration:

- Area Scan Setting: Find Secondary Maximum Within: 2.0 dB and with a peak SAR value greater than 0.0012W/kg
- Electronics: DAE4 Sn1357; Calibrated: 1/28/2021
- Probe: EX3DV4 - SN3773; ConvF(8.05, 8.05, 8.05) @ 1745 MHz; Calibrated: 2/25/2021
- Sensor-Surface: 1.4mm (Mechanical Surface Detection)
- Phantom: Twin-SAM V5.0 (30deg probe tilt); Type: QD 000 P40 CD; Serial: 1629

Edge 4/QPSK RB 1,53 Ch 349000/Area Scan (6x13x1): Measurement grid: dx=15mm, dy=15mm
Maximum value of SAR (measured) = 0.825 W/kg

Edge 4/QPSK RB 1,53 Ch 349000/Zoom Scan (5x5x7)/Cube 0: Measurement grid: dx=8mm, dy=8mm, dz=5mm

Reference Value = 22.65 V/m; Power Drift = 0.12 dB

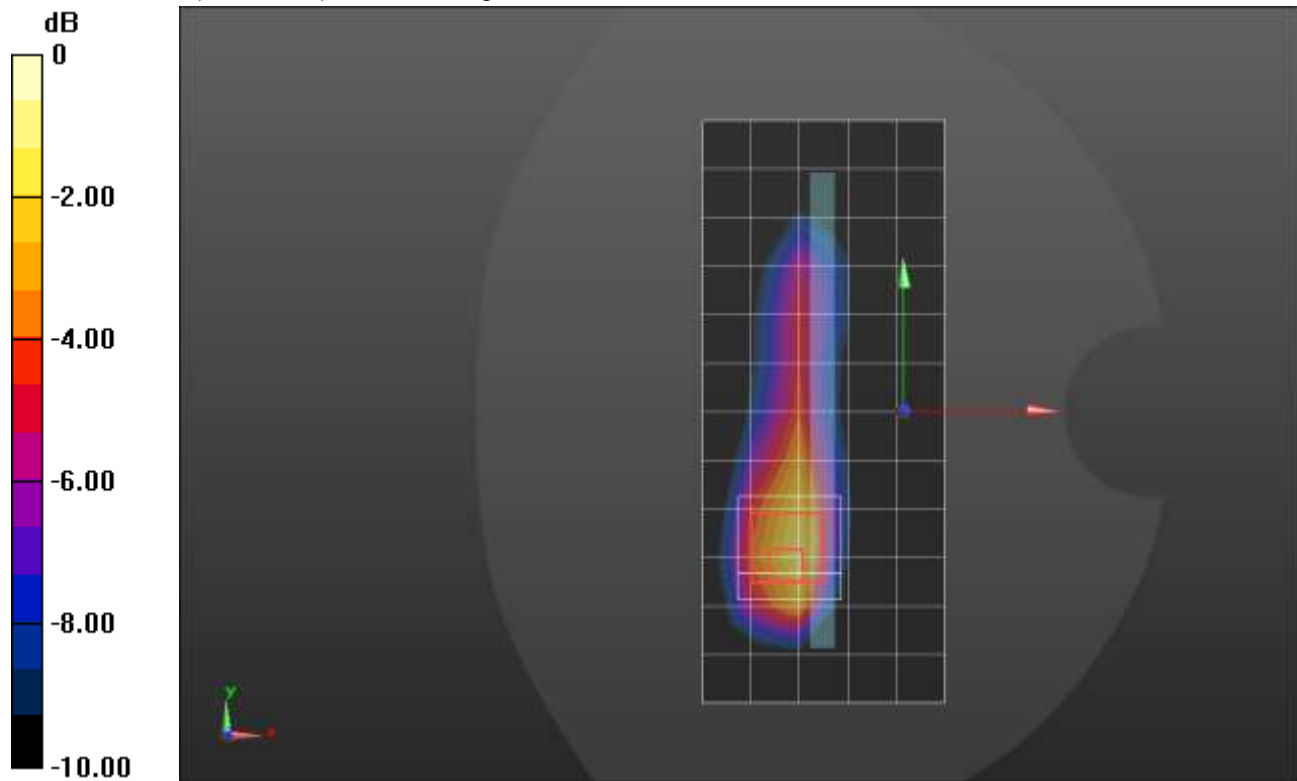
Peak SAR (extrapolated) = 1.20 W/kg

SAR(1 g) = 0.622 W/kg; SAR(10 g) = 0.325 W/kg

Smallest distance from peaks to all points 3 dB below = 9.3 mm

Ratio of SAR at M2 to SAR at M1 = 53.5%

Maximum value of SAR (measured) = 0.986 W/kg



0 dB = 0.986 W/kg = -0.06 dBW/kg

n66 ANT 4

Frequency: 1770 MHz; Duty Cycle: 1:1; Room Ambient Temperature: 24.0°C; Liquid Temperature: 23.0°C

Medium parameters used: $f = 1770$ MHz; $\sigma = 1.421$ S/m; $\epsilon_r = 41.754$; $\rho = 1000$ kg/m³

DASY5 Configuration:

- Area Scan Setting: Find Secondary Maximum Within: 2.0 dB and with a peak SAR value greater than 0.0012W/kg
- Electronics: DAE4 Sn1357; Calibrated: 1/28/2021
- Probe: EX3DV4 - SN3773; ConvF(8.05, 8.05, 8.05) @ 1770 MHz; Calibrated: 2/25/2021
- Sensor-Surface: 1.4mm (Mechanical Surface Detection (Locations From Previous Scan Used)), Sensor-Surface: 1.4mm (Mechanical Surface Detection)
- Phantom: Twin-SAM V5.0 (30deg probe tilt); Type: QD 000 P40 CD; Serial: 1629

LHS/Touch_QPSK RB 1,53 Ch 354000/Area Scan (9x13x1): Measurement grid: dx=15mm, dy=15mm
Maximum value of SAR (measured) = 0.798 W/kg

LHS/Touch_QPSK RB 1,53 Ch 354000/Zoom Scan (5x5x7)/Cube 0: Measurement grid: dx=8mm, dy=8mm, dz=5mm

Reference Value = 13.35 V/m; Power Drift = -0.16 dB

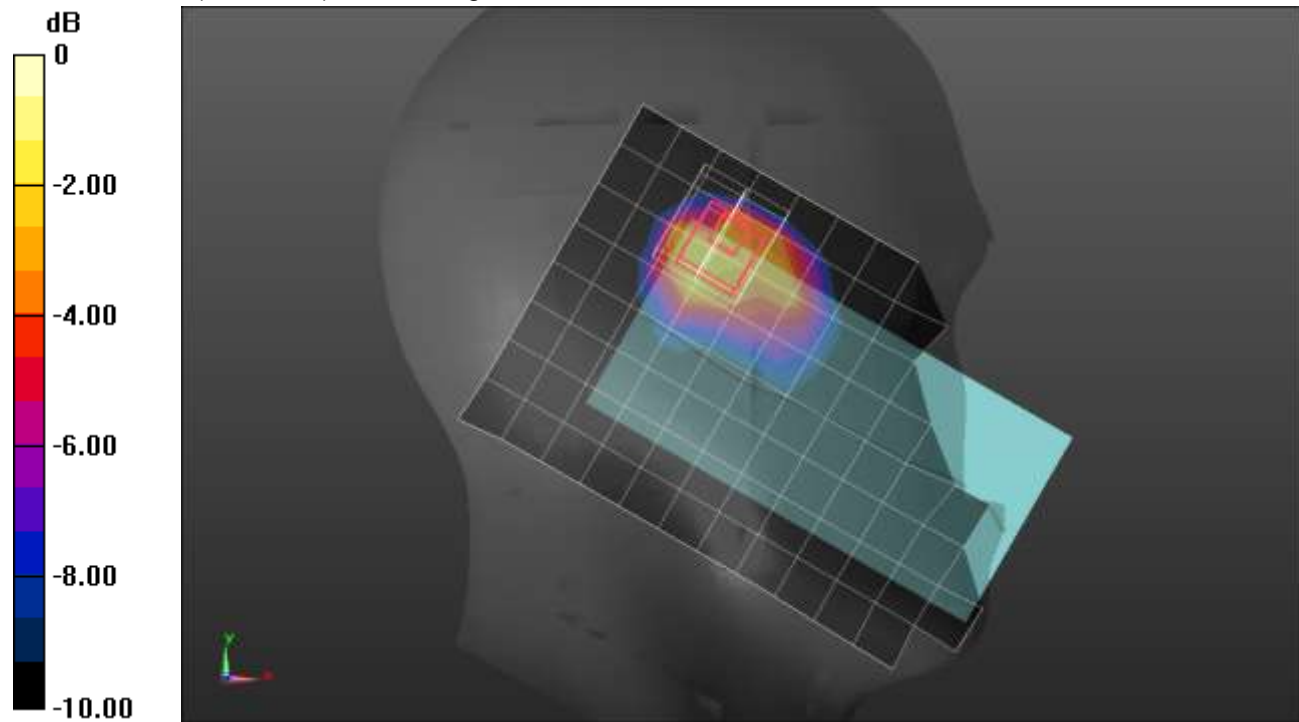
Peak SAR (extrapolated) = 1.51 W/kg

SAR(1 g) = 0.712 W/kg; SAR(10 g) = 0.382 W/kg

Smallest distance from peaks to all points 3 dB below = 8.7 mm

Ratio of SAR at M2 to SAR at M1 = 48.6%

Maximum value of SAR (measured) = 1.20 W/kg



0 dB = 1.20 W/kg = 0.79 dBW/kg

n66 ANT 4

Frequency: 1770 MHz; Duty Cycle: 1:1; Room Ambient Temperature: 24.0°C; Liquid Temperature: 23.0°C

Medium parameters used: $f = 1770$ MHz; $\sigma = 1.426$ S/m; $\epsilon_r = 39.296$; $\rho = 1000$ kg/m³

DASY5 Configuration:

- Area Scan Setting: Find Secondary Maximum Within: 2.0 dB and with a peak SAR value greater than 0.0012W/kg
- Electronics: DAE4 Sn1357; Calibrated: 1/28/2021
- Probe: EX3DV4 - SN3773; ConvF(8.05, 8.05, 8.05) @ 1770 MHz; Calibrated: 2/25/2021
- Sensor-Surface: 1.4mm (Mechanical Surface Detection)
- Phantom: Twin-SAM V5.0 (30deg probe tilt); Type: QD 000 P40 CD; Serial: 1629

Rear/QPSK RB 50,28 Ch 354000/Area Scan (8x13x1): Measurement grid: dx=15mm, dy=15mm

Maximum value of SAR (measured) = 1.20 W/kg

Rear/QPSK RB 50,28 Ch 354000/Zoom Scan (5x5x7)/Cube 0: Measurement grid: dx=8mm, dy=8mm, dz=5mm

Reference Value = 26.49 V/m; Power Drift = -0.19 dB

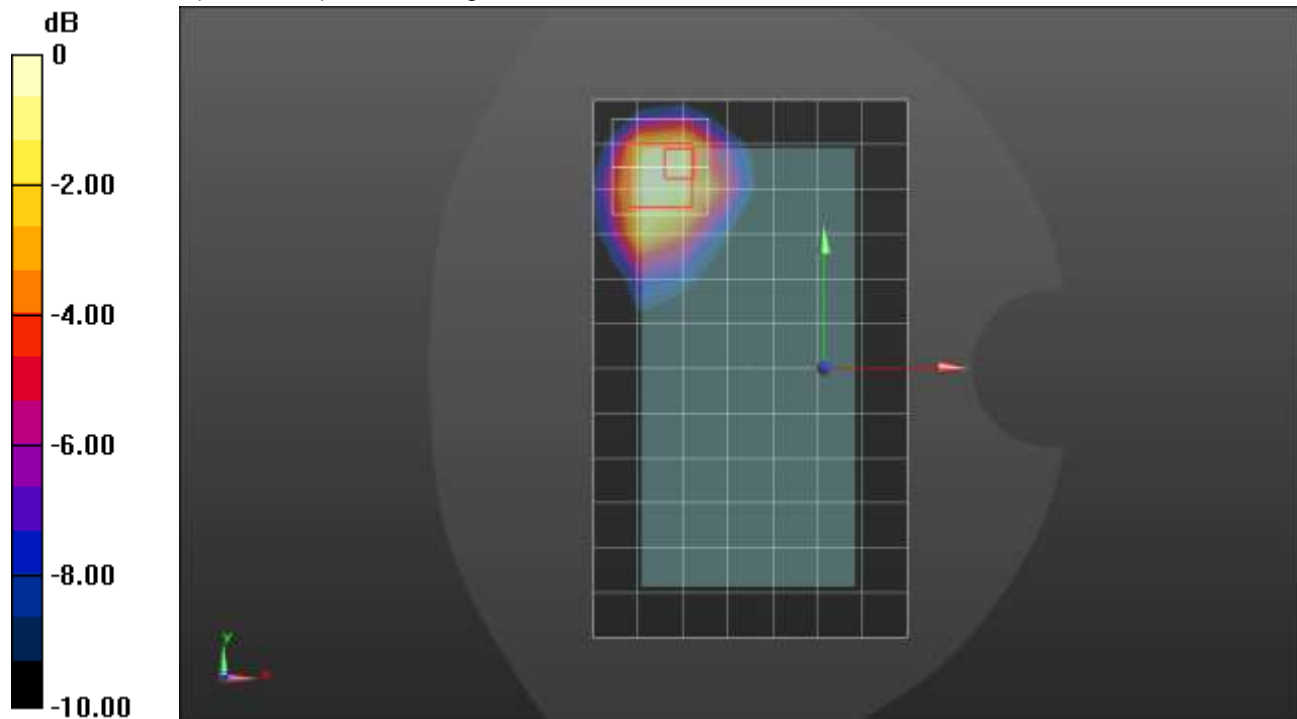
Peak SAR (extrapolated) = 1.66 W/kg

SAR(1 g) = 0.735 W/kg; SAR(10 g) = 0.399 W/kg

Smallest distance from peaks to all points 3 dB below = 11.3 mm

Ratio of SAR at M2 to SAR at M1 = 44.8%

Maximum value of SAR (measured) = 1.28 W/kg



0 dB = 1.28 W/kg = 1.07 dBW/kg

n66 ANT 4

Frequency: 1745 MHz; Duty Cycle: 1:1; Room Ambient Temperature: 24.0°C; Liquid Temperature: 23.0°C

Medium parameters used: $f = 1745$ MHz; $\sigma = 1.41$ S/m; $\epsilon_r = 41.815$; $\rho = 1000$ kg/m³

DASY5 Configuration:

- Area Scan Setting: Find Secondary Maximum Within: 2.0 dB and with a peak SAR value greater than 0.0012W/kg
- Electronics: DAE4 Sn1357; Calibrated: 1/28/2021
- Probe: EX3DV4 - SN3773; ConvF(8.05, 8.05, 8.05) @ 1745 MHz; Calibrated: 2/25/2021
- Sensor-Surface: 1.4mm (Mechanical Surface Detection)
- Phantom: Twin-SAM V5.0 (30deg probe tilt); Type: QD 000 P40 CD; Serial: 1629

Edge 2/QPSK RB 1,53 Ch 349000/Area Scan (6x13x1): Measurement grid: dx=15mm, dy=15mm
Maximum value of SAR (measured) = 1.12 W/kg

Edge 2/QPSK RB 1,53 Ch 349000/Zoom Scan (5x5x7)/Cube 0: Measurement grid: dx=8mm, dy=8mm, dz=5mm

Reference Value = 26.04 V/m; Power Drift = 0.04 dB

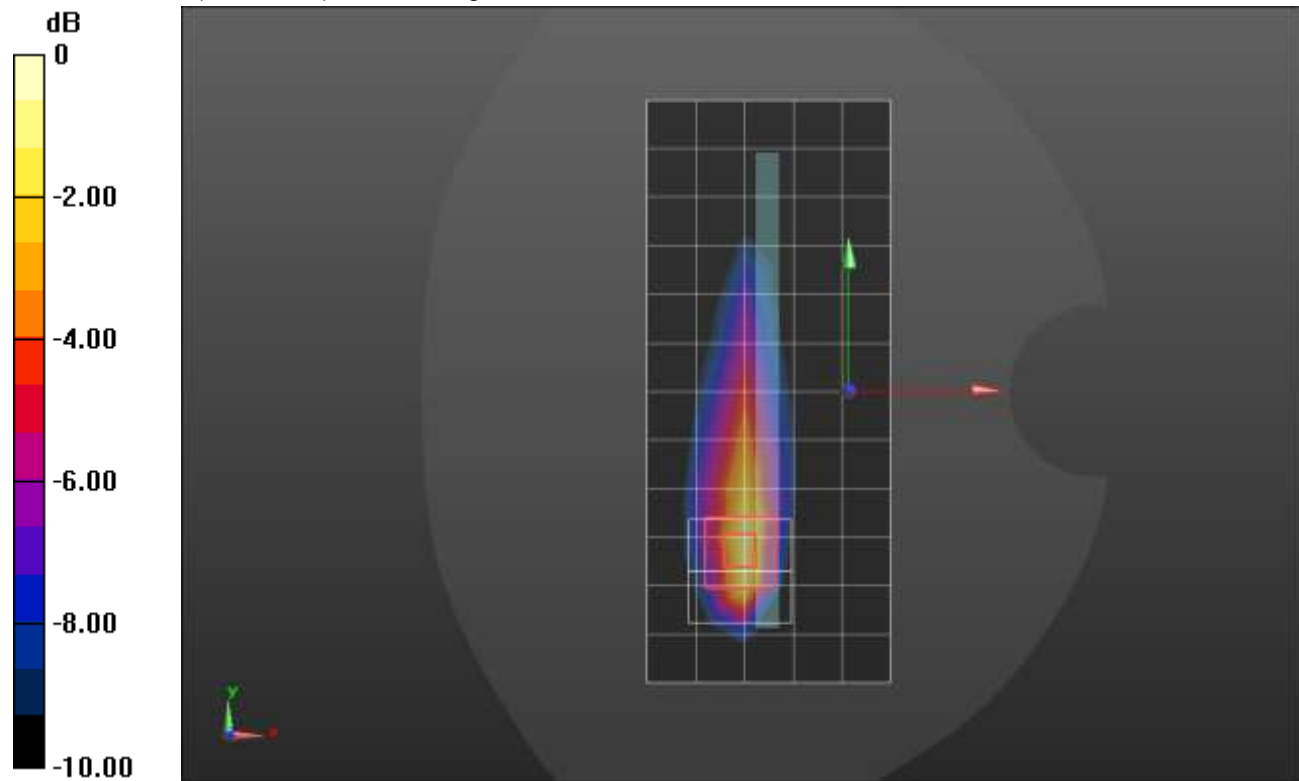
Peak SAR (extrapolated) = 1.55 W/kg

SAR(1 g) = 0.728 W/kg; SAR(10 g) = 0.345 W/kg

Smallest distance from peaks to all points 3 dB below = 7.2 mm

Ratio of SAR at M2 to SAR at M1 = 46.4%

Maximum value of SAR (measured) = 1.23 W/kg



0 dB = 1.23 W/kg = 0.90 dBW/kg

n66 ANT 1

Frequency: 1745 MHz; Duty Cycle: 1:1; Room Ambient Temperature: 24.0°C; Liquid Temperature: 23.0°C

Medium parameters used: $f = 1745$ MHz; $\sigma = 1.427$ S/m; $\epsilon_r = 41.421$; $\rho = 1000$ kg/m³

DASY5 Configuration:

- Area Scan Setting: Find Secondary Maximum Within: 2.0 dB and with a peak SAR value greater than 0.0012W/kg
- Electronics: DAE4 Sn1357; Calibrated: 1/28/2021
- Probe: EX3DV4 - SN3773; ConvF(8.05, 8.05, 8.05) @ 1745 MHz; Calibrated: 2/25/2021
- Sensor-Surface: 1.4mm (Mechanical Surface Detection)
- Phantom: Twin-SAM V5.0 (30deg probe tilt); Type: QD 000 P40 CD; Serial: 1629

RHS/Touch_QPSK RB 1, 107 Ch 349000/Area Scan (9x14x1): Measurement grid: dx=15mm, dy=15mm

Maximum value of SAR (measured) = 0.132 W/kg

RHS/Touch_QPSK RB 1, 107 Ch 349000/Zoom Scan (5x5x7)/Cube 0: Measurement grid: dx=8mm, dy=8mm, dz=5mm

Reference Value = 9.491 V/m; Power Drift = -0.17 dB

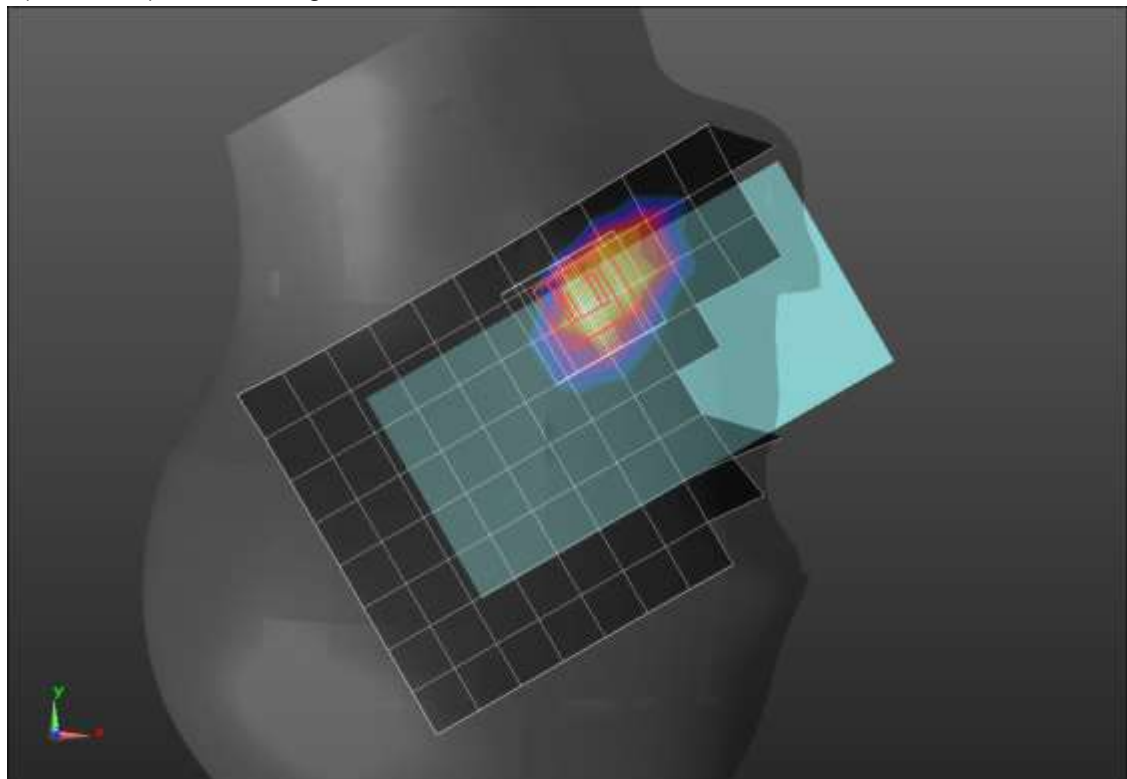
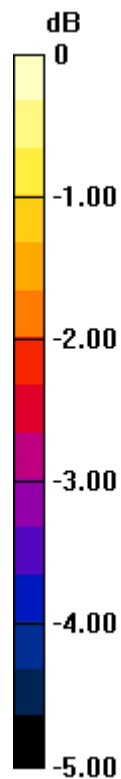
Peak SAR (extrapolated) = 0.166 W/kg

SAR(1 g) = 0.102 W/kg; SAR(10 g) = 0.063 W/kg

Smallest distance from peaks to all points 3 dB below = 11.6 mm

Ratio of SAR at M2 to SAR at M1 = 59.9%

Maximum value of SAR (measured) = 0.137 W/kg



0 dB = 0.137 W/kg = -8.63 dBW/kg

n66 ANT 1

Frequency: 1745 MHz; Duty Cycle: 1:1; Room Ambient Temperature: 24.0°C; Liquid Temperature: 23.0°C

Medium parameters used: $f = 1745$ MHz; $\sigma = 1.351$ S/m; $\epsilon_r = 39.219$; $\rho = 1000$ kg/m³

DASY5 Configuration:

- Area Scan Setting: Find Secondary Maximum Within: 2.0 dB and with a peak SAR value greater than 0.0012W/kg
- Electronics: DAE4 Sn1357; Calibrated: 1/28/2021
- Probe: EX3DV4 - SN3773; ConvF(8.05, 8.05, 8.05) @ 1745 MHz; Calibrated: 2/25/2021
- Sensor-Surface: 1.4mm (Mechanical Surface Detection)
- Phantom: Twin-SAM V5.0 (30deg probe tilt); Type: QD 000 P40 CD; Serial: 1629

Rear/QPSK RB 108,54 Ch 349000/Area Scan (8x13x1): Measurement grid: dx=15mm, dy=15mm

Maximum value of SAR (measured) = 0.556 W/kg

Rear/QPSK RB 108,54 Ch 349000/Zoom Scan (5x5x7)/Cube 0: Measurement grid: dx=8mm, dy=8mm, dz=5mm

Reference Value = 18.94 V/m; Power Drift = 0.01 dB

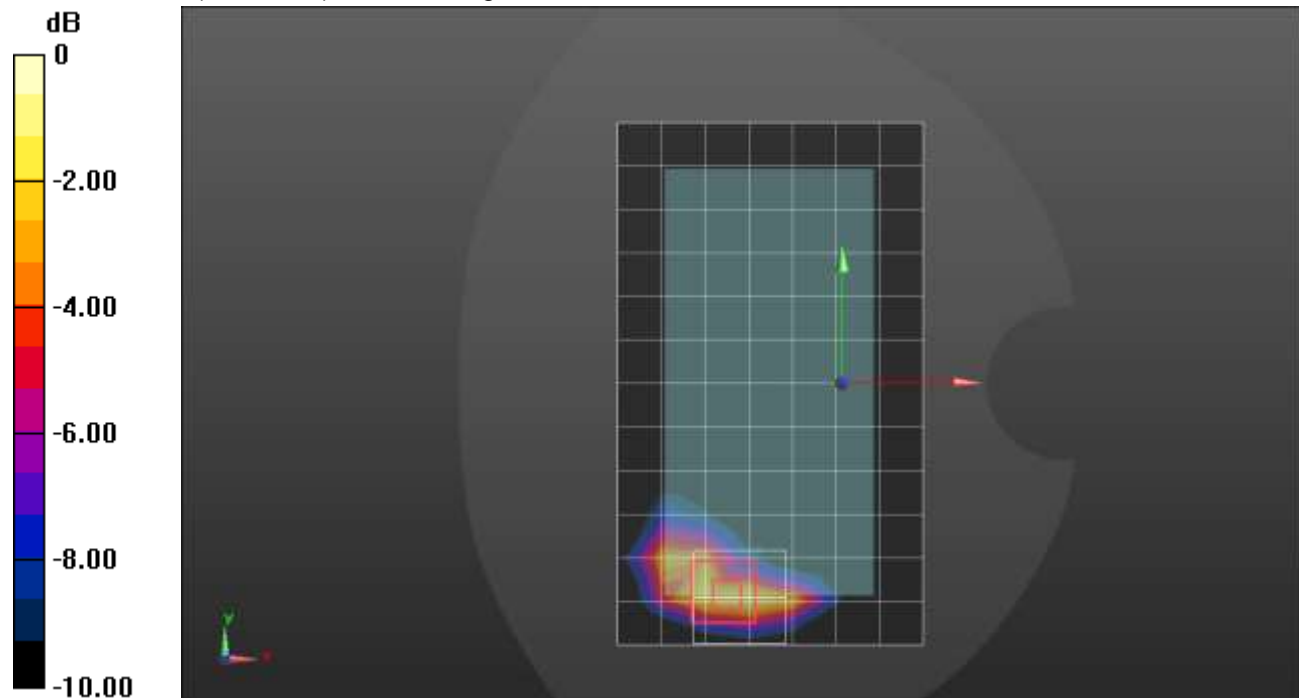
Peak SAR (extrapolated) = 0.756 W/kg

SAR(1 g) = 0.376 W/kg; SAR(10 g) = 0.194 W/kg

Smallest distance from peaks to all points 3 dB below = 8 mm

Ratio of SAR at M2 to SAR at M1 = 49.6%

Maximum value of SAR (measured) = 0.620 W/kg



0 dB = 0.620 W/kg = -2.08 dBW/kg

n66 ANT 1

Frequency: 1745 MHz; Duty Cycle: 1:1; Room Ambient Temperature: 24.0°C; Liquid Temperature: 23.0°C

Medium parameters used: $f = 1745$ MHz; $\sigma = 1.351$ S/m; $\epsilon_r = 39.219$; $\rho = 1000$ kg/m³

DASY5 Configuration:

- Area Scan Setting: Find Secondary Maximum Within: 2.0 dB and with a peak SAR value greater than 0.0012W/kg
- Electronics: DAE4 Sn1357; Calibrated: 1/28/2021
- Probe: EX3DV4 - SN3773; ConvF(8.05, 8.05, 8.05) @ 1745 MHz; Calibrated: 2/25/2021
- Sensor-Surface: 1.4mm (Mechanical Surface Detection)
- Phantom: Twin-SAM V5.0 (30deg probe tilt); Type: QD 000 P40 CD; Serial: 1629

Edge 3/QPSK RB 108,54 Ch 349000/Area Scan (5x9x1): Measurement grid: dx=15mm, dy=15mm
Maximum value of SAR (measured) = 0.852 W/kg

Edge 3/QPSK RB 108,54 Ch 349000/Zoom Scan (5x5x7)/Cube 0: Measurement grid: dx=8mm, dy=8mm, dz=5mm

Reference Value = 23.23 V/m; Power Drift = 0.02 dB

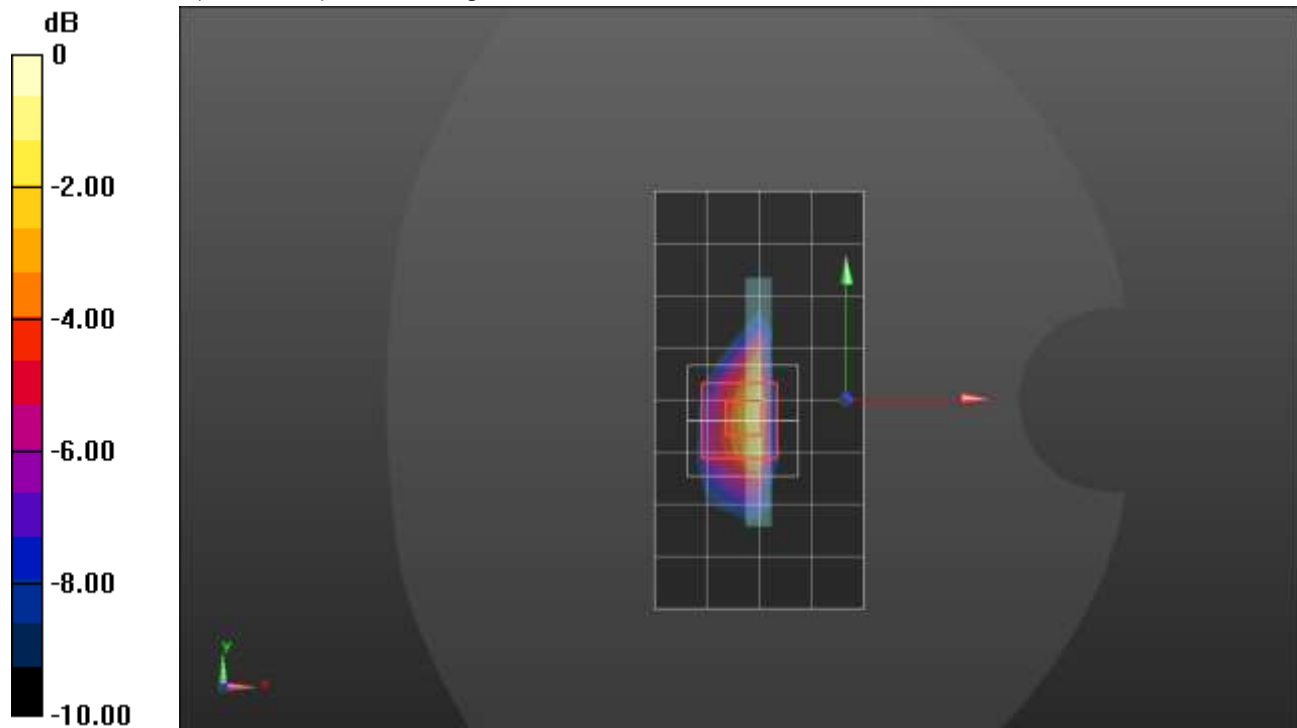
Peak SAR (extrapolated) = 1.45 W/kg

SAR(1 g) = 0.695 W/kg; SAR(10 g) = 0.319 W/kg

Smallest distance from peaks to all points 3 dB below = 8 mm

Ratio of SAR at M2 to SAR at M1 = 48.9%

Maximum value of SAR (measured) = 1.17 W/kg



0 dB = 1.17 W/kg = 0.68 dBW/kg

n66 ANT 2

Frequency: 1745 MHz; Duty Cycle: 1:1; Room Ambient Temperature: 24.0°C; Liquid Temperature: 23.0°C

Medium parameters used: $f = 1745$ MHz; $\sigma = 1.351$ S/m; $\epsilon_r = 39.219$; $\rho = 1000$ kg/m³

DASY5 Configuration:

- Area Scan Setting: Find Secondary Maximum Within: 2.0 dB and with a peak SAR value greater than 0.0012W/kg
- Electronics: DAE4 Sn1357; Calibrated: 1/28/2021
- Probe: EX3DV4 - SN3773; ConvF(8.05, 8.05, 8.05) @ 1745 MHz; Calibrated: 2/25/2021
- Sensor-Surface: 1.4mm (Mechanical Surface Detection)
- Phantom: Twin-SAM V5.0 (30deg probe tilt); Type: QD 000 P40 CD; Serial: 1629

RHS/Touch_QPSK RB 1, 107 Ch 349000/Area Scan (9x14x1): Measurement grid: dx=15mm, dy=15mm

Maximum value of SAR (measured) = 0.500 W/kg

RHS/Touch_QPSK RB 1, 107 Ch 349000/Zoom Scan (5x5x7)/Cube 0: Measurement grid: dx=8mm, dy=8mm, dz=5mm

Reference Value = 17.46 V/m; Power Drift = 0.06 dB

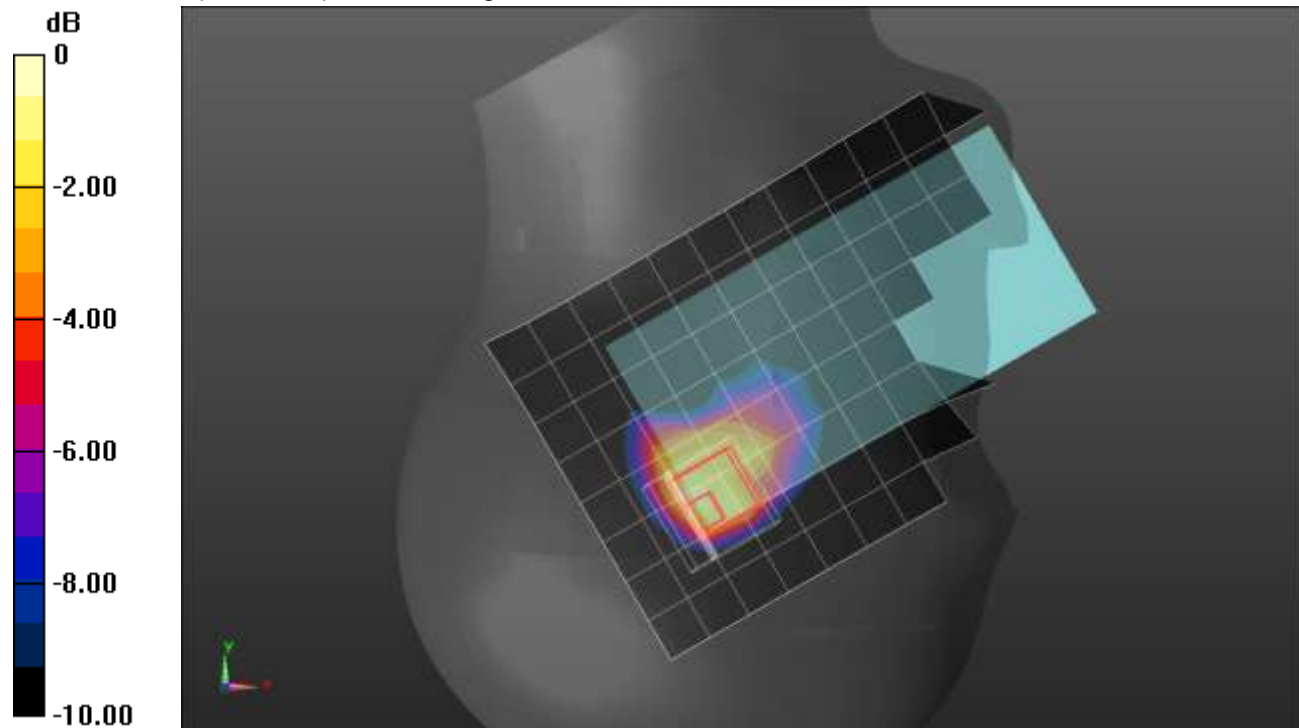
Peak SAR (extrapolated) = 0.777 W/kg

SAR(1 g) = 0.334 W/kg; SAR(10 g) = 0.190 W/kg

Smallest distance from peaks to all points 3 dB below = 6.6 mm

Ratio of SAR at M2 to SAR at M1 = 41.2%

Maximum value of SAR (measured) = 0.576 W/kg



0 dB = 0.576 W/kg = -2.40 dBW/kg

n66 ANT 2

Frequency: 1745 MHz; Duty Cycle: 1:1; Room Ambient Temperature: 24.0°C; Liquid Temperature: 23.0°C

Medium parameters used: $f = 1745$ MHz; $\sigma = 1.351$ S/m; $\epsilon_r = 39.219$; $\rho = 1000$ kg/m³

DASY5 Configuration:

- Area Scan Setting: Find Secondary Maximum Within: 2.0 dB and with a peak SAR value greater than 0.0012W/kg
- Electronics: DAE4 Sn1357; Calibrated: 1/28/2021
- Probe: EX3DV4 - SN3773; ConvF(8.05, 8.05, 8.05) @ 1745 MHz; Calibrated: 2/25/2021
- Sensor-Surface: 1.4mm (Mechanical Surface Detection)
- Phantom: Twin-SAM V5.0 (30deg probe tilt); Type: QD 000 P40 CD; Serial: 1629

Rear/QPSK RB 1,107 Ch 349000/Area Scan (8x13x1): Measurement grid: dx=15mm, dy=15mm

Maximum value of SAR (measured) = 0.370 W/kg

Rear/QPSK RB 1,107 Ch 349000/Zoom Scan (5x5x7)/Cube 0: Measurement grid: dx=8mm, dy=8mm, dz=5mm

Reference Value = 15.37 V/m; Power Drift = 0.04 dB

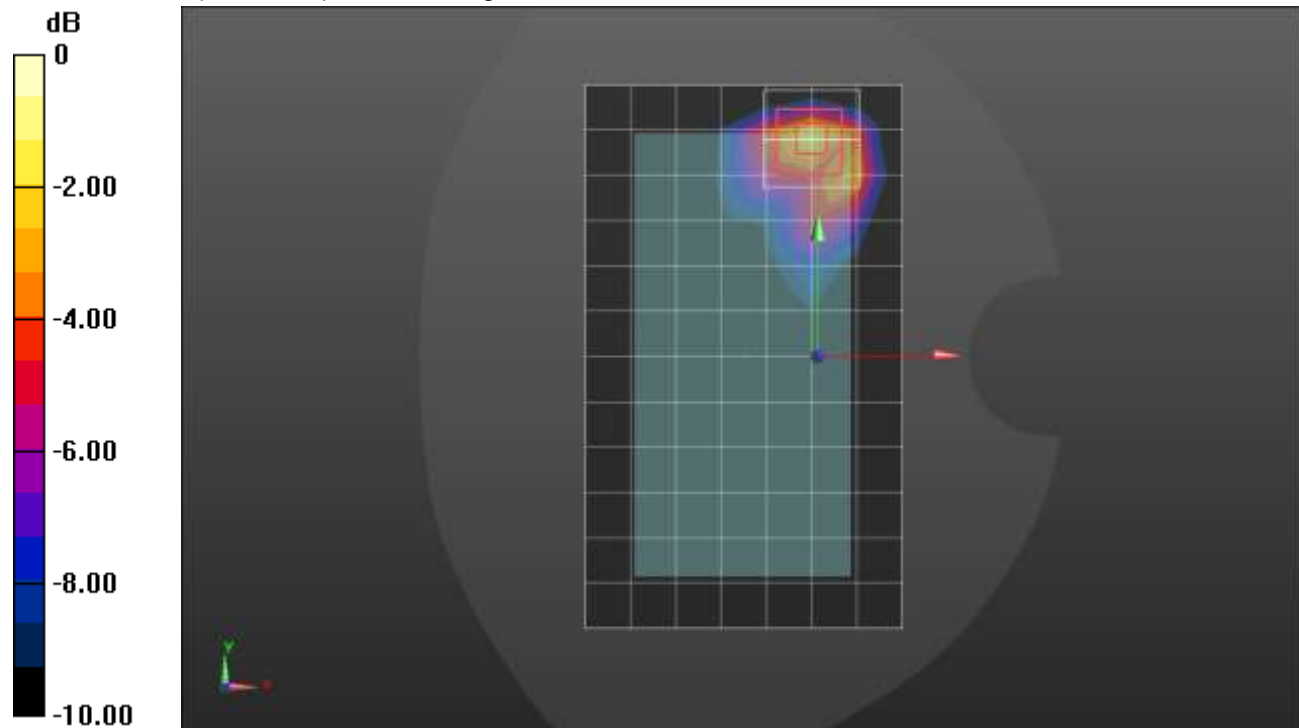
Peak SAR (extrapolated) = 0.605 W/kg

SAR(1 g) = 0.257 W/kg; SAR(10 g) = 0.117 W/kg

Smallest distance from peaks to all points 3 dB below = 8.6 mm

Ratio of SAR at M2 to SAR at M1 = 46.3%

Maximum value of SAR (measured) = 0.466 W/kg



0 dB = 0.466 W/kg = -3.32 dBW/kg

n66 ANT 2

Frequency: 1745 MHz; Duty Cycle: 1:1; Room Ambient Temperature: 24.0°C; Liquid Temperature: 23.0°C

Medium parameters used: $f = 1745$ MHz; $\sigma = 1.351$ S/m; $\epsilon_r = 39.219$; $\rho = 1000$ kg/m³

DASY5 Configuration:

- Area Scan Setting: Find Secondary Maximum Within: 2.0 dB and with a peak SAR value greater than 0.0012W/kg
- Electronics: DAE4 Sn1357; Calibrated: 1/28/2021
- Probe: EX3DV4 - SN3773; ConvF(8.05, 8.05, 8.05) @ 1745 MHz; Calibrated: 2/25/2021
- Sensor-Surface: 1.4mm (Mechanical Surface Detection)
- Phantom: Twin-SAM V5.0 (30deg probe tilt); Type: QD 000 P40 CD; Serial: 1629

Edge 1/QPSK RB 1,107 Ch 349000/Area Scan (5x9x1): Measurement grid: dx=15mm, dy=15mm
Maximum value of SAR (measured) = 0.184 W/kg

Edge 1/QPSK RB 1,107 Ch 349000/Zoom Scan (5x5x7)/Cube 0: Measurement grid: dx=8mm, dy=8mm, dz=5mm

Reference Value = 11.70 V/m; Power Drift = 0.09 dB

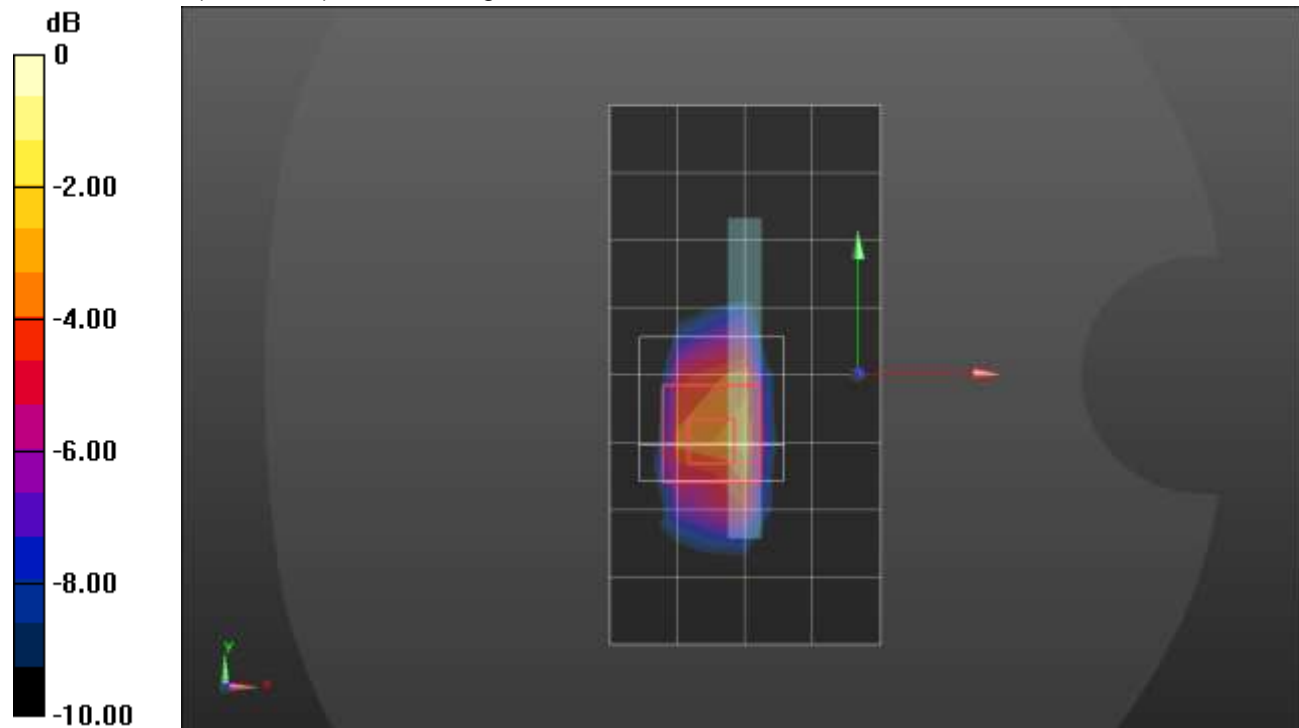
Peak SAR (extrapolated) = 0.448 W/kg

SAR(1 g) = 0.219 W/kg; SAR(10 g) = 0.101 W/kg

Smallest distance from peaks to all points 3 dB below = 7.2 mm

Ratio of SAR at M2 to SAR at M1 = 51.1%

Maximum value of SAR (measured) = 0.364 W/kg



0 dB = 0.364 W/kg = -4.39 dBW/kg

n66 ANT 3

Frequency: 1745 MHz; Duty Cycle: 1:1; Room Ambient Temperature: 24.0°C; Liquid Temperature: 23.0°C

Medium parameters used: $f = 1745$ MHz; $\sigma = 1.427$ S/m; $\epsilon_r = 41.421$; $\rho = 1000$ kg/m³

DASY5 Configuration:

- Area Scan Setting: Find Secondary Maximum Within: 2.0 dB and with a peak SAR value greater than 0.0012W/kg
- Electronics: DAE4 Sn1357; Calibrated: 1/28/2021
- Probe: EX3DV4 - SN3773; ConvF(8.05, 8.05, 8.05) @ 1745 MHz; Calibrated: 2/25/2021
- Sensor-Surface: 1.4mm (Mechanical Surface Detection)
- Phantom: Twin-SAM V5.0 (30deg probe tilt); Type: QD 000 P40 CD; Serial: 1629

LHS/Touch_QPSK RB 1,107 Ch 349000/Area Scan (8x13x1): Measurement grid: dx=15mm, dy=15mm

Maximum value of SAR (measured) = 0.116 W/kg

LHS/Touch_QPSK RB 1,107 Ch 349000/Zoom Scan (5x5x7)/Cube 0: Measurement grid: dx=8mm, dy=8mm, dz=5mm

Reference Value = 8.626 V/m; Power Drift = -0.18 dB

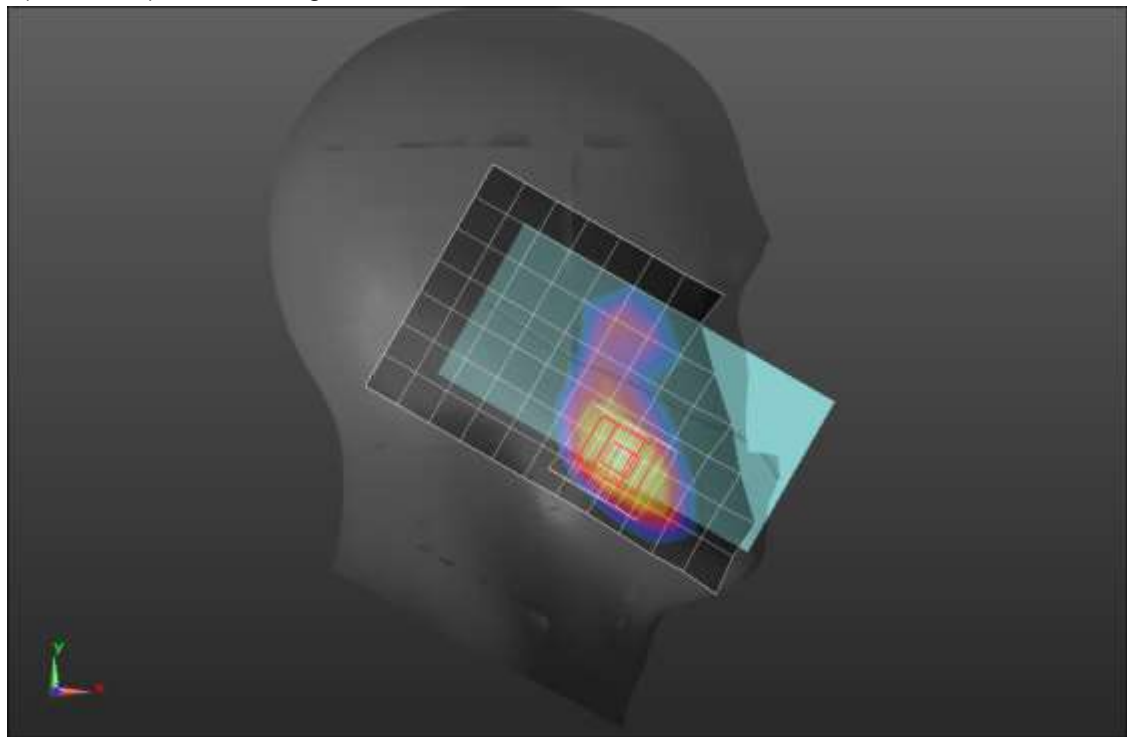
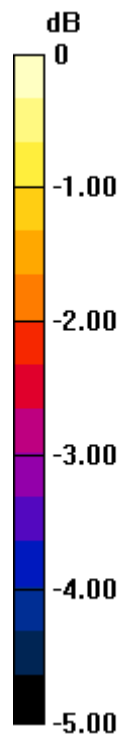
Peak SAR (extrapolated) = 0.146 W/kg

SAR(1 g) = 0.094 W/kg; SAR(10 g) = 0.062 W/kg

Smallest distance from peaks to all points 3 dB below = 15.4 mm

Ratio of SAR at M2 to SAR at M1 = 64.8%

Maximum value of SAR (measured) = 0.126 W/kg



0 dB = 0.126 W/kg = -9.00 dBW/kg

n66 ANT 3

Frequency: 1745 MHz; Duty Cycle: 1:1; Room Ambient Temperature: 24.0°C; Liquid Temperature: 23.0°C

Medium parameters used: $f = 1745$ MHz; $\sigma = 1.351$ S/m; $\epsilon_r = 39.219$; $\rho = 1000$ kg/m³

DASY5 Configuration:

- Area Scan Setting: Find Secondary Maximum Within: 2.0 dB and with a peak SAR value greater than 0.0012W/kg
- Electronics: DAE4 Sn1357; Calibrated: 1/28/2021
- Probe: EX3DV4 - SN3773; ConvF(8.05, 8.05, 8.05) @ 1745 MHz; Calibrated: 2/25/2021
- Sensor-Surface: 1.4mm (Mechanical Surface Detection)
- Phantom: Twin-SAM V5.0 (30deg probe tilt); Type: QD 000 P40 CD; Serial: 1629

Rear/QPSK RB 108,54 Ch 349000/Area Scan (8x13x1): Measurement grid: dx=15mm, dy=15mm

Maximum value of SAR (measured) = 0.819 W/kg

Rear/QPSK RB 108,54 Ch 349000/Zoom Scan (5x5x7)/Cube 0: Measurement grid: dx=8mm, dy=8mm, dz=5mm

Reference Value = 22.07 V/m; Power Drift = -0.07 dB

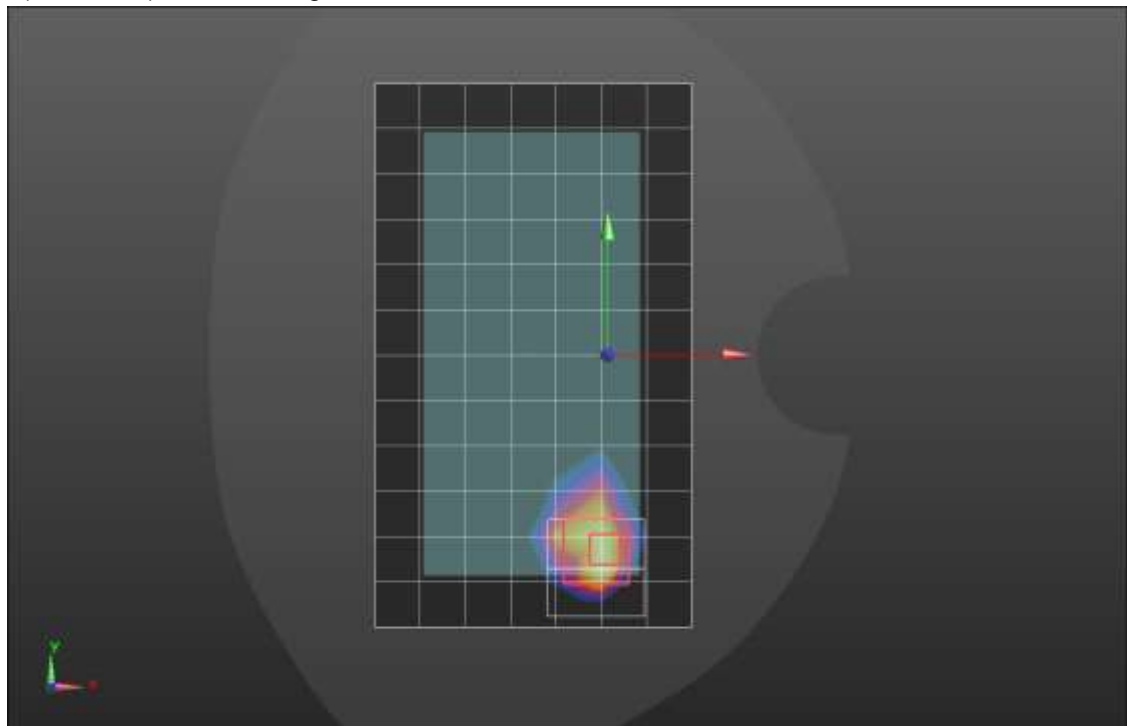
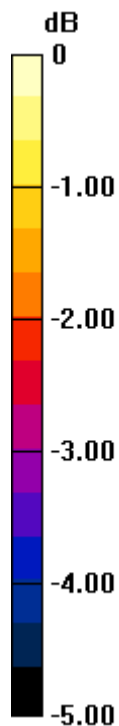
Peak SAR (extrapolated) = 1.17 W/kg

SAR(1 g) = 0.576 W/kg; SAR(10 g) = 0.316 W/kg

Smallest distance from peaks to all points 3 dB below = 8.2 mm

Ratio of SAR at M2 to SAR at M1 = 45.3%

Maximum value of SAR (measured) = 0.872 W/kg



0 dB = 0.872 W/kg = -0.59 dBW/kg

n66 ANT 3

Frequency: 1745 MHz; Duty Cycle: 1:1; Room Ambient Temperature: 24.0°C; Liquid Temperature: 23.0°C

Medium parameters used: $f = 1745$ MHz; $\sigma = 1.351$ S/m; $\epsilon_r = 39.219$; $\rho = 1000$ kg/m³

DASY5 Configuration:

- Area Scan Setting: Find Secondary Maximum Within: 2.0 dB and with a peak SAR value greater than 0.0012W/kg
- Electronics: DAE4 Sn1357; Calibrated: 1/28/2021
- Probe: EX3DV4 - SN3773; ConvF(8.05, 8.05, 8.05) @ 1745 MHz; Calibrated: 2/25/2021
- Sensor-Surface: 1.4mm (Mechanical Surface Detection)
- Phantom: Twin-SAM V5.0 (30deg probe tilt); Type: QD 000 P40 CD; Serial: 1629

Edge 4/QPSK RB 1,107 Ch 349000/Area Scan (7x14x1): Measurement grid: dx=15mm, dy=15mm
Maximum value of SAR (measured) = 0.886 W/kg

Edge 4/QPSK RB 1,107 Ch 349000/Zoom Scan (5x5x7)/Cube 0: Measurement grid: dx=8mm, dy=8mm, dz=5mm

Reference Value = 23.39 V/m; Power Drift = -0.05 dB

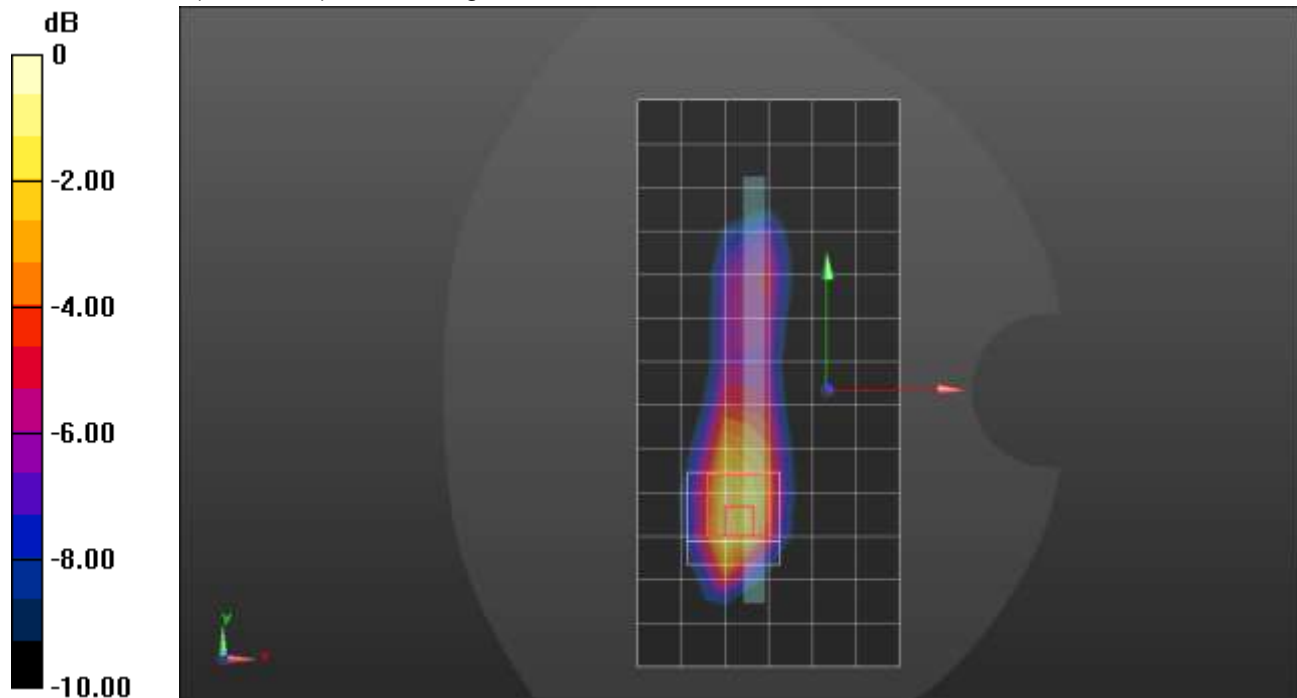
Peak SAR (extrapolated) = 1.28 W/kg

SAR(1 g) = 0.662 W/kg; SAR(10 g) = 0.351 W/kg

Smallest distance from peaks to all points 3 dB below = 8 mm

Ratio of SAR at M2 to SAR at M1 = 50.2%

Maximum value of SAR (measured) = 1.02 W/kg



0 dB = 1.02 W/kg = 0.09 dBW/kg

n66 ANT 4

Frequency: 1745 MHz; Duty Cycle: 1:1; Room Ambient Temperature: 24.0°C; Liquid Temperature: 23.0°C

Medium parameters used: $f = 1745$ MHz; $\sigma = 1.351$ S/m; $\epsilon_r = 39.219$; $\rho = 1000$ kg/m³

DASY5 Configuration:

- Area Scan Setting: Find Secondary Maximum Within: 2.0 dB and with a peak SAR value greater than 0.0012W/kg
- Electronics: DAE4 Sn1357; Calibrated: 1/28/2021
- Probe: EX3DV4 - SN3773; ConvF(8.05, 8.05, 8.05) @ 1745 MHz; Calibrated: 2/25/2021
- Sensor-Surface: 1.4mm (Mechanical Surface Detection)
- Phantom: Twin-SAM V5.0 (30deg probe tilt); Type: QD 000 P40 CD; Serial: 1629

LHS/Touch_QPSK RB 108,54 Ch 349000/Area Scan (8x14x1): Measurement grid: dx=15mm, dy=15mm

Maximum value of SAR (measured) = 1.07 W/kg

LHS/Touch_QPSK RB 108,54 Ch 349000/Zoom Scan (5x5x7)/Cube 0: Measurement grid: dx=8mm, dy=8mm, dz=5mm

Reference Value = 22.83 V/m; Power Drift = 0.01 dB

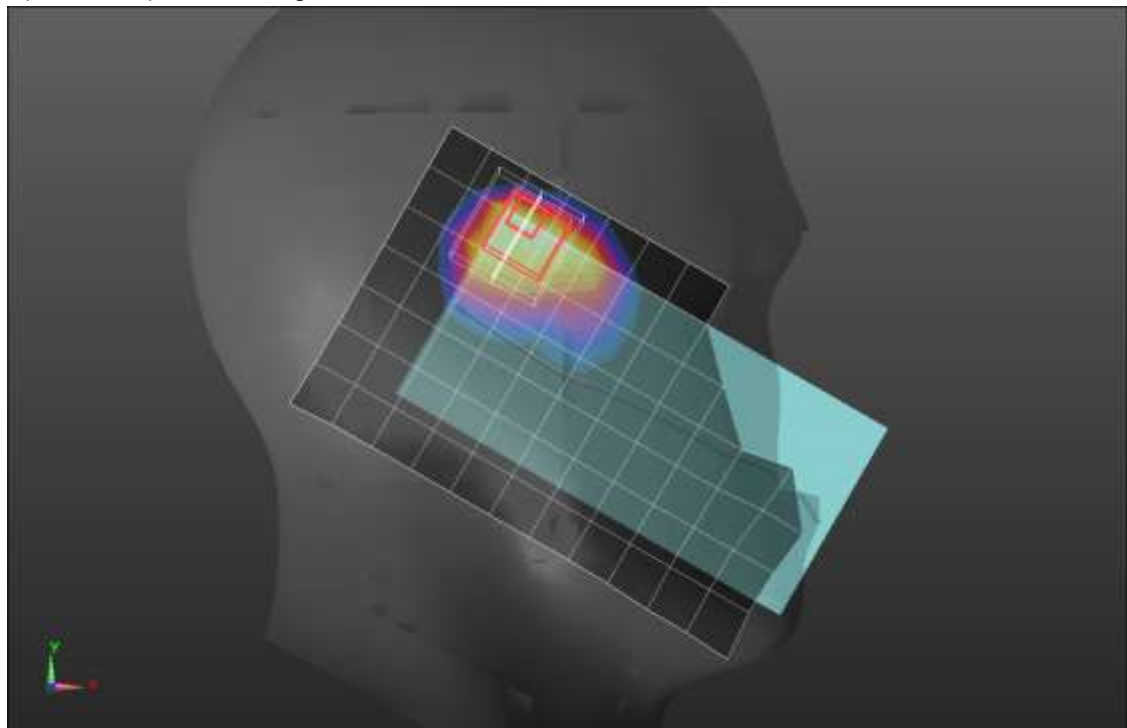
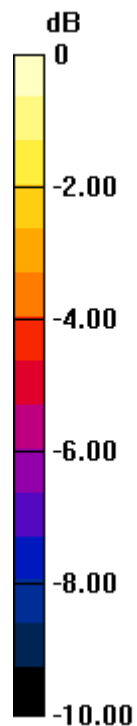
Peak SAR (extrapolated) = 1.42 W/kg

SAR(1 g) = 0.652 W/kg; SAR(10 g) = 0.355 W/kg

Smallest distance from peaks to all points 3 dB below = 8.1 mm

Ratio of SAR at M2 to SAR at M1 = 48.8%

Maximum value of SAR (measured) = 1.09 W/kg



0 dB = 1.09 W/kg = 0.37 dBW/kg

n66 ANT 4

Frequency: 1745 MHz; Duty Cycle: 1:1; Room Ambient Temperature: 24.0°C; Liquid Temperature: 23.0°C

Medium parameters used: $f = 1745$ MHz; $\sigma = 1.351$ S/m; $\epsilon_r = 39.219$; $\rho = 1000$ kg/m³

DASY5 Configuration:

- Area Scan Setting: Find Secondary Maximum Within: 2.0 dB and with a peak SAR value greater than 0.0012W/kg
- Electronics: DAE4 Sn1357; Calibrated: 1/28/2021
- Probe: EX3DV4 - SN3773; ConvF(8.05, 8.05, 8.05) @ 1745 MHz; Calibrated: 2/25/2021
- Sensor-Surface: 1.4mm (Mechanical Surface Detection)
- Phantom: Twin-SAM V5.0 (30deg probe tilt); Type: QD 000 P40 CD; Serial: 1629

Rear/QPSK RB 108,54 Ch 349000/Area Scan (8x13x1): Measurement grid: dx=15mm, dy=15mm
Maximum value of SAR (measured) = 1.06 W/kg

Rear/QPSK RB 108,54 Ch 349000/Zoom Scan (5x5x7)/Cube 0: Measurement grid: dx=8mm, dy=8mm, dz=5mm

Reference Value = 25.10 V/m; Power Drift = -0.03 dB

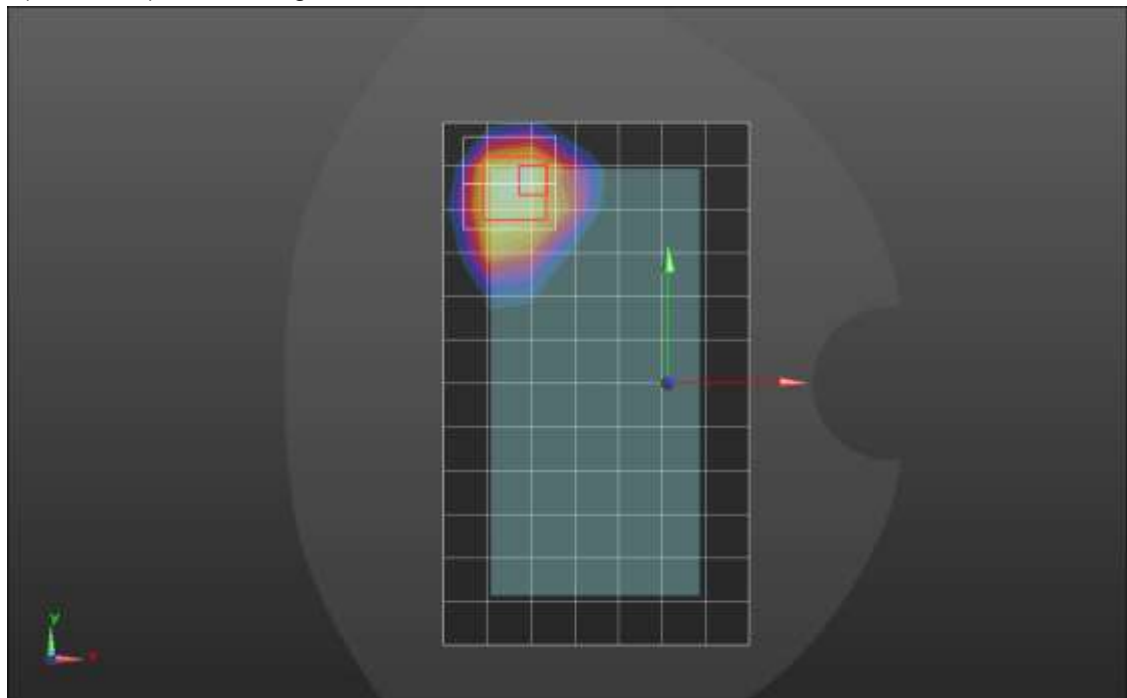
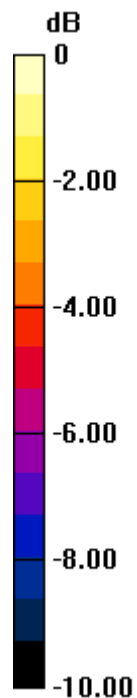
Peak SAR (extrapolated) = 1.47 W/kg

SAR(1 g) = 0.660 W/kg; SAR(10 g) = 0.353 W/kg

Smallest distance from peaks to all points 3 dB below = 8.6 mm

Ratio of SAR at M2 to SAR at M1 = 47.1%

Maximum value of SAR (measured) = 1.11 W/kg



0 dB = 1.11 W/kg = 0.45 dBW/kg

n66 ANT 4

Frequency: 1745 MHz; Duty Cycle: 1:1; Room Ambient Temperature: 24.0°C; Liquid Temperature: 23.0°C

Medium parameters used: $f = 1745$ MHz; $\sigma = 1.351$ S/m; $\epsilon_r = 39.219$; $\rho = 1000$ kg/m³

DASY5 Configuration:

- Area Scan Setting: Find Secondary Maximum Within: 2.0 dB and with a peak SAR value greater than 0.0012W/kg
- Electronics: DAE4 Sn1357; Calibrated: 1/28/2021
- Probe: EX3DV4 - SN3773; ConvF(8.05, 8.05, 8.05) @ 1745 MHz; Calibrated: 2/25/2021
- Sensor-Surface: 1.4mm (Mechanical Surface Detection)
- Phantom: Twin-SAM V5.0 (30deg probe tilt); Type: QD 000 P40 CD; Serial: 1629

Edge 2/QPSK RB 1,107 Ch 349000/Area Scan (5x14x1): Measurement grid: dx=15mm, dy=15mm
Maximum value of SAR (measured) = 0.585 W/kg

Edge 2/QPSK RB 1,107 Ch 349000/Zoom Scan (5x5x7)/Cube 0: Measurement grid: dx=8mm, dy=8mm, dz=5mm

Reference Value = 19.63 V/m; Power Drift = 0.00 dB

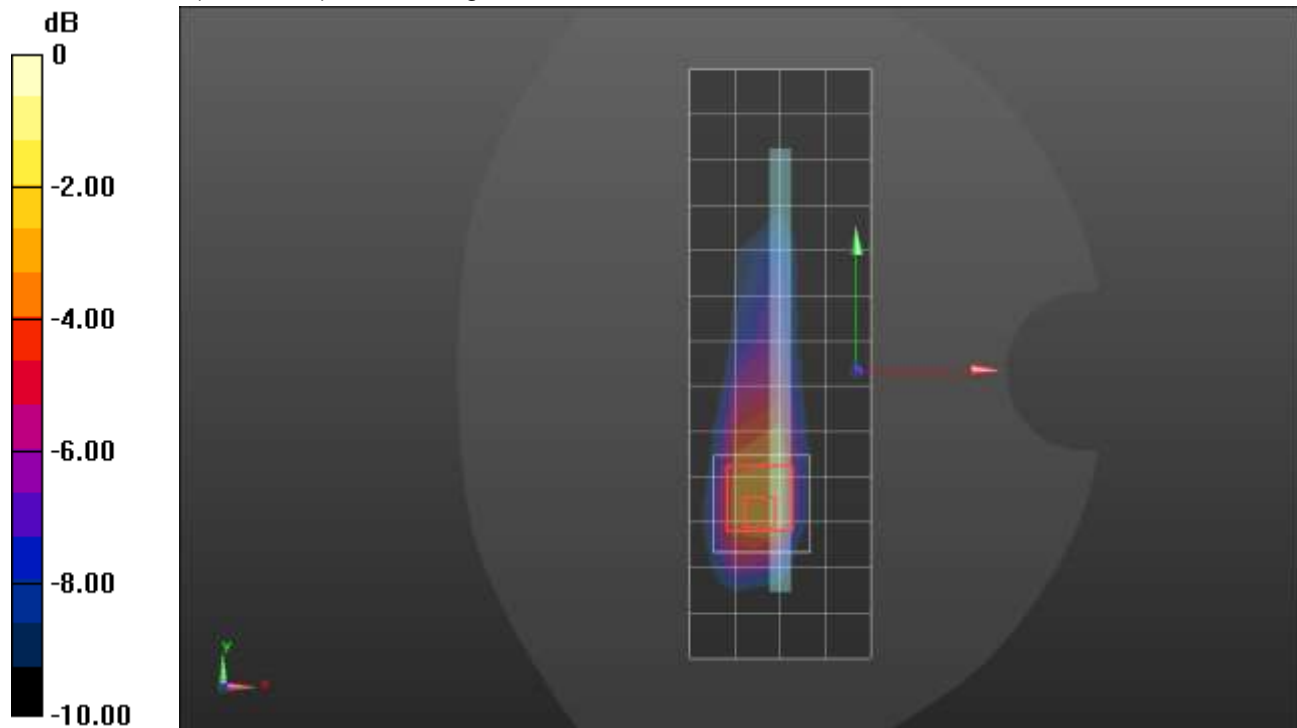
Peak SAR (extrapolated) = 1.38 W/kg

SAR(1 g) = 0.687 W/kg; SAR(10 g) = 0.337 W/kg

Smallest distance from peaks to all points 3 dB below = 8 mm

Ratio of SAR at M2 to SAR at M1 = 50.3%

Maximum value of SAR (measured) = 1.11 W/kg



0 dB = 1.11 W/kg = 0.45 dBW/kg

n71 ANT1

Frequency: 680.5 MHz; Duty Cycle: 1:1; Room Ambient Temperature: 24.0°C; Liquid Temperature: 23.0°C

Medium parameters used (interpolated): $f = 680.5$ MHz; $\sigma = 0.895$ S/m; $\epsilon_r = 44.011$; $\rho = 1000$ kg/m³

DASY5 Configuration:

- Area Scan Setting: Find Secondary Maximum Within: 2.0 dB and with a peak SAR value greater than 0.0012W/kg
- Electronics: DAE4 Sn1434; Calibrated: 10/12/2020
- Probe: EX3DV4 - SN3686; ConvF(9.83, 9.83, 9.83); Calibrated: 9/21/2020;
- Sensor-Surface: 1.4mm (Mechanical Surface Detection)
- Phantom: SAM B with CRP; Type: SAM; Serial: 1751

LHS/Touch_QPSK RB 1,53 Ch 136100/Area Scan (8x13x1): Measurement grid: dx=15mm, dy=15mm

[Info: Interpolated medium parameters used for SAR evaluation.](#)

Maximum value of SAR (measured) = 0.0884 W/kg

LHS/Touch_QPSK RB 1,53 Ch 136100/Zoom Scan (6x5x7)/Cube 0: Measurement grid: dx=8mm, dy=8mm, dz=5mm


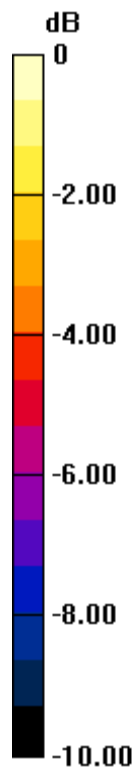
Reference Value = 9.743 V/m; Power Drift = 0.19 dB

Peak SAR (extrapolated) = 0.0990 W/kg

SAR(1 g) = 0.077 W/kg; SAR(10 g) = 0.061 W/kg

[Info: Interpolated medium parameters used for SAR evaluation.](#)

Maximum value of SAR (measured) = 0.0906 W/kg



0 dB = 0.0906 W/kg = -10.43 dBW/kg

n71 ANT1

Frequency: 680.5 MHz; Duty Cycle: 1:1; Room Ambient Temperature: 24.0°C; Liquid Temperature: 23.0°C

Medium parameters used (interpolated): $f = 680.5$ MHz; $\sigma = 0.901$ S/m; $\epsilon_r = 40.46$; $\rho = 1000$ kg/m³

DASY5 Configuration:

- Area Scan Setting: Find Secondary Maximum Within: 2.0 dB and with a peak SAR value greater than 0.0012W/kg
- Electronics: DAE4 Sn1434; Calibrated: 10/12/2020
- Probe: EX3DV4 - SN3686; ConvF(9.83, 9.83, 9.83); Calibrated: 9/21/2020;
- Sensor-Surface: 1.4mm (Mechanical Surface Detection)
- Phantom: SAM B with CRP; Type: SAM; Serial: 1751

Rear/QPSK RB 1,53 Ch 136100/Area Scan (8x13x1): Measurement grid: dx=15mm, dy=15mm

[Info: Interpolated medium parameters used for SAR evaluation.](#)

Maximum value of SAR (measured) = 0.271 W/kg

Rear/QPSK RB 1,53 Ch 136100/Zoom Scan (5x5x7)/Cube 0: Measurement grid: dx=8mm, dy=8mm, dz=5mm

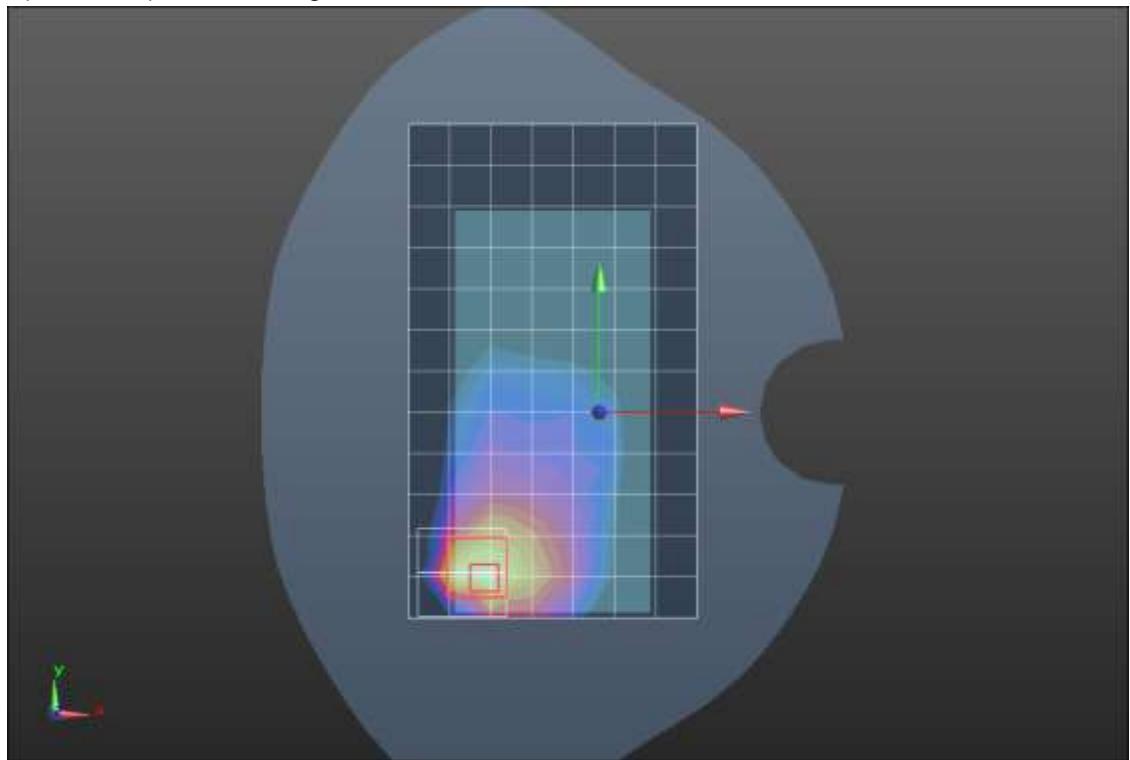
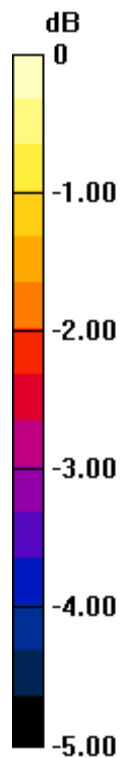
Reference Value = 16.663 V/m; Power Drift = 0.04 dB

Peak SAR (extrapolated) = 0.388 W/kg

SAR(1 g) = 0.204 W/kg; SAR(10 g) = 0.123 W/kg

[Info: Interpolated medium parameters used for SAR evaluation.](#)

Maximum value of SAR (measured) = 0.282 W/kg



0 dB = 0.282 W/kg = -5.50 dBW/kg

n71 ANT1

Frequency: 680.5 MHz; Duty Cycle: 1:1; Room Ambient Temperature: 24.0°C; Liquid Temperature: 23.0°C

Medium parameters used (interpolated): $f = 680.5$ MHz; $\sigma = 0.901$ S/m; $\epsilon_r = 40.46$; $\rho = 1000$ kg/m³

DASY5 Configuration:

- Area Scan Setting: Find Secondary Maximum Within: 2.0 dB and with a peak SAR value greater than 0.0012W/kg
- Electronics: DAE4 Sn1434; Calibrated: 10/12/2020
- Probe: EX3DV4 - SN3686; ConvF(9.83, 9.83, 9.83); Calibrated: 9/21/2020;
- Sensor-Surface: 1.4mm (Mechanical Surface Detection)
- Phantom: SAM B with CRP; Type: SAM; Serial: 1751

Edge 2/QPSK RB 1,53 Ch 136100/Area Scan (7x13x1): Measurement grid: dx=15mm, dy=15mm

[Info: Interpolated medium parameters used for SAR evaluation.](#)

Maximum value of SAR (measured) = 0.272 W/kg

Edge 2/QPSK RB 1,53 Ch 136100/Zoom Scan (5x5x7)/Cube 0: Measurement grid: dx=8mm, dy=8mm, dz=5mm

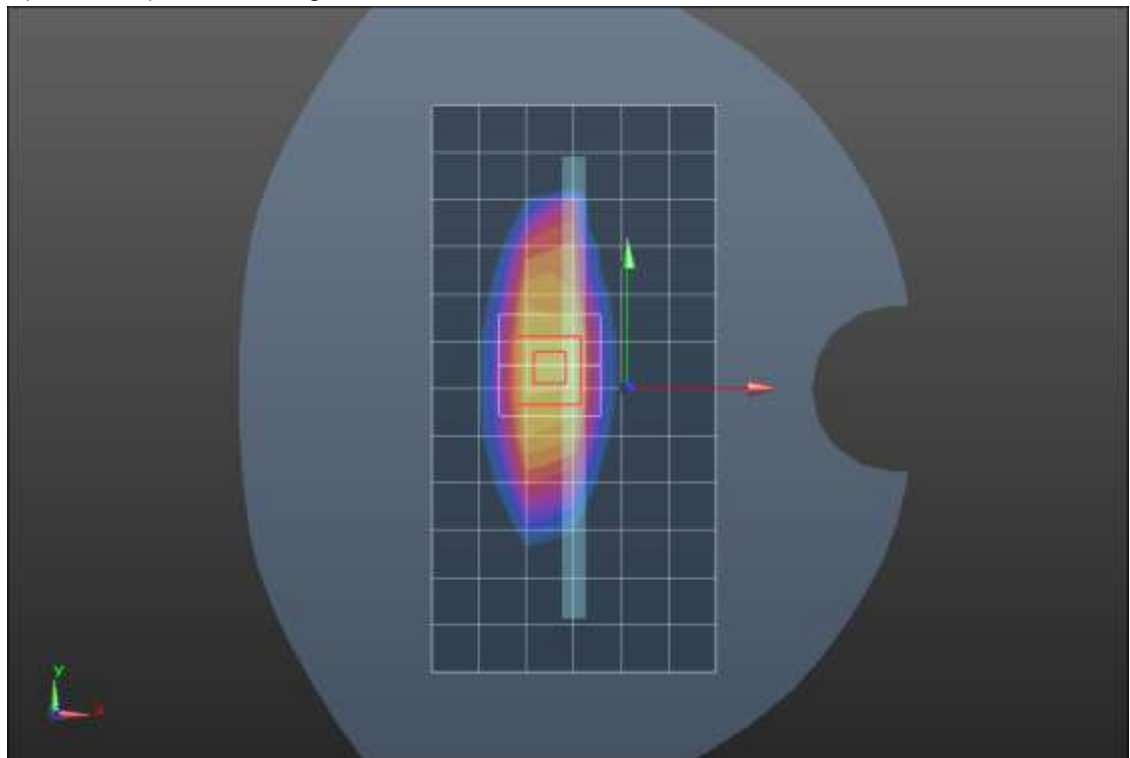
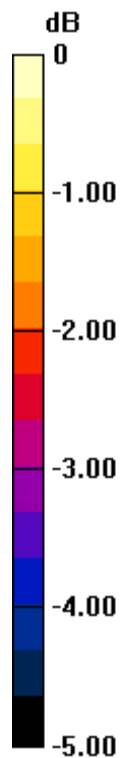
Reference Value = 16.941 V/m; Power Drift = -0.10 dB

Peak SAR (extrapolated) = 0.386 W/kg

SAR(1 g) = 0.246 W/kg; SAR(10 g) = 0.162 W/kg

[Info: Interpolated medium parameters used for SAR evaluation.](#)

Maximum value of SAR (measured) = 0.337 W/kg



0 dB = 0.337 W/kg = -4.72 dBW/kg

n71 ANT2

Frequency: 680.5 MHz; Duty Cycle: 1:1; Room Ambient Temperature: 24.0°C; Liquid Temperature: 23.0°C

Medium parameters used (interpolated): $f = 680.5$ MHz; $\sigma = 0.93$ S/m; $\epsilon_r = 44.294$; $\rho = 1000$ kg/m³

DASY5 Configuration:

- Area Scan Setting: Find Secondary Maximum Within: 2.0 dB and with a peak SAR value greater than 0.0012W/kg
- Electronics: DAE4 Sn1434; Calibrated: 10/12/2020
- Probe: EX3DV4 - SN3686; ConvF(9.83, 9.83, 9.83); Calibrated: 9/21/2020;
- Sensor-Surface: 1.4mm (Mechanical Surface Detection)
- Phantom: SAM B with CRP; Type: SAM; Serial: 1751

RHS/Touch_QPSK RB 1,53 Ch 136100/Area Scan (9x13x1): Measurement grid: dx=15mm, dy=15mm

[Info: Interpolated medium parameters used for SAR evaluation.](#)

Maximum value of SAR (measured) = 0.670 W/kg

RHS/Touch_QPSK RB 1,53 Ch 136100/Zoom Scan (5x5x7)/Cube 0: Measurement grid: dx=8mm, dy=8mm, dz=5mm


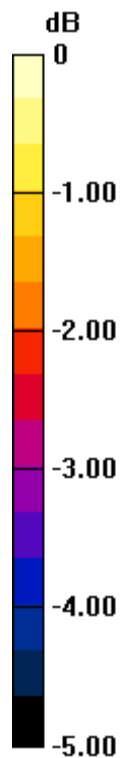
Reference Value = 23.136 V/m; Power Drift = -0.17 dB

Peak SAR (extrapolated) = 0.808 W/kg

SAR(1 g) = 0.344 W/kg; SAR(10 g) = 0.196 W/kg

[Info: Interpolated medium parameters used for SAR evaluation.](#)

Maximum value of SAR (measured) = 0.597 W/kg



0 dB = 0.597 W/kg = -2.24 dBW/kg

n71 ANT2

Frequency: 680.5 MHz; Duty Cycle: 1:1; Room Ambient Temperature: 24.0°C; Liquid Temperature: 23.0°C

Medium parameters used (interpolated): $f = 680.5$ MHz; $\sigma = 0.93$ S/m; $\epsilon_r = 44.294$; $\rho = 1000$ kg/m³

DASY5 Configuration:

- Area Scan Setting: Find Secondary Maximum Within: 2.0 dB and with a peak SAR value greater than 0.0012W/kg
- Electronics: DAE4 Sn1434; Calibrated: 10/12/2020
- Probe: EX3DV4 - SN3686; ConvF(9.83, 9.83, 9.83); Calibrated: 9/21/2020;
- Sensor-Surface: 1.4mm (Mechanical Surface Detection)
- Phantom: SAM B with CRP; Type: SAM; Serial: 1751

Rear/QPSK RB 1,53 Ch 136100/Area Scan (8x13x1): Measurement grid: dx=15mm, dy=15mm

[Info: Interpolated medium parameters used for SAR evaluation.](#)

Maximum value of SAR (measured) = 0.344 W/kg

Rear/QPSK RB 1,53 Ch 136100/Zoom Scan (5x5x7)/Cube 0: Measurement grid: dx=8mm, dy=8mm, dz=5mm

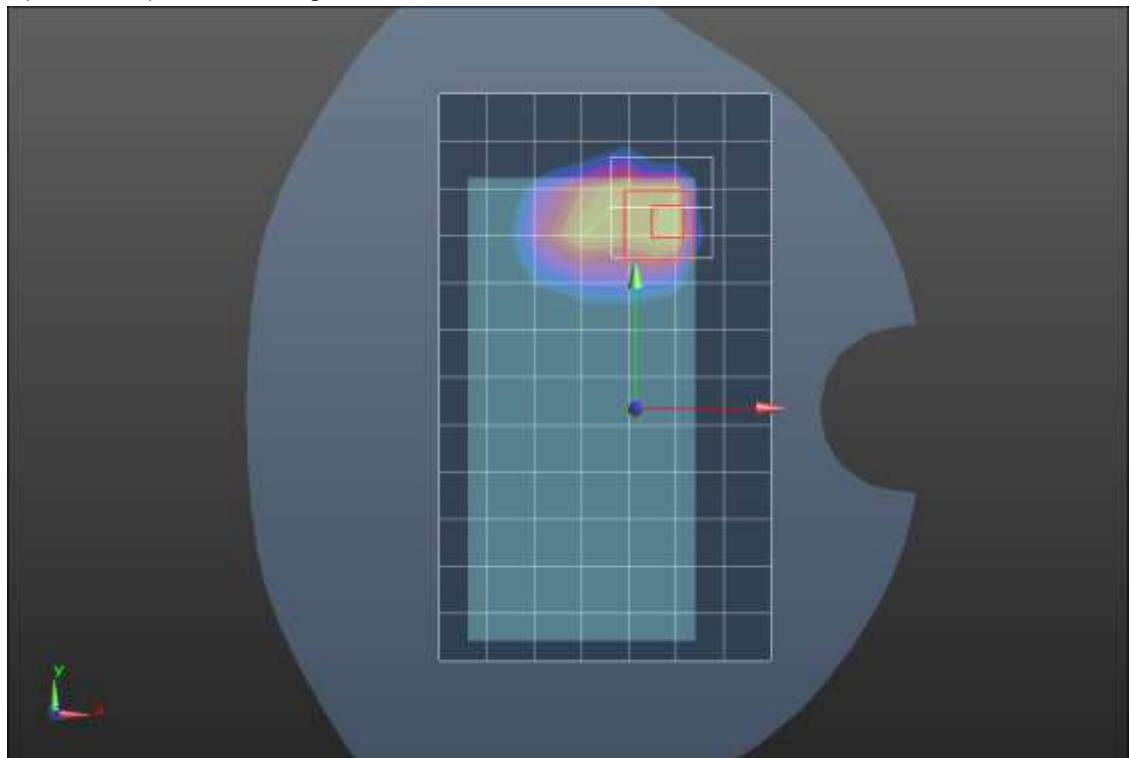
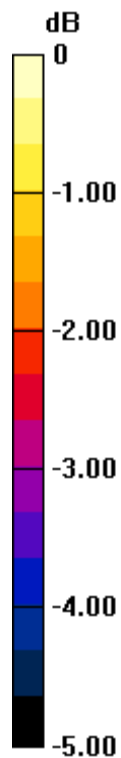
Reference Value = 18.255 V/m; Power Drift = 0.13 dB

Peak SAR (extrapolated) = 0.570 W/kg

SAR(1 g) = 0.254 W/kg; SAR(10 g) = 0.133 W/kg

[Info: Interpolated medium parameters used for SAR evaluation.](#)

Maximum value of SAR (measured) = 0.426 W/kg



0 dB = 0.426 W/kg = -3.71 dBW/kg

n77 ANT 7 Block A

Frequency: 3499.98 MHz; Duty Cycle: 1:1; Room Ambient Temperature: 24.0°C; Liquid Temperature: 23.0°C
Medium parameters used: $f = 3500$ MHz; $\sigma = 2.813$ S/m; $\epsilon_r = 38.143$; $\rho = 1000$ kg/m³

DASY5 Configuration:

- Area Scan Setting: Find Secondary Maximum Within: 2.0 dB and with a peak SAR value greater than 0.0012W/kg
- Electronics: DAE4 Sn1259; Calibrated: 7/16/2020
- Probe: EX3DV4 - SN3990; ConvF(7.04, 7.04, 7.04) @ 3499.98 MHz; Calibrated: 2/5/2021
- Sensor-Surface: 1.4mm (Mechanical Surface Detection)
- Phantom: Twin-SAM V8.0 (20deg probe tilt); Type: QD 000 P41 Ax; Serial: xxxx

RHS/Touch_QPSK RB 1,137 Ch 633332/Area Scan (10x15x1): Measurement grid: dx=12mm, dy=12mm

Maximum value of SAR (measured) = 0.586 W/kg

RHS/Touch_QPSK RB 1,137 Ch 633332/Zoom Scan (7x7x8)/Cube 0: Measurement grid: dx=5mm, dy=5mm, dz=4mm

Reference Value = 13.52 V/m; Power Drift = 0.15 dB

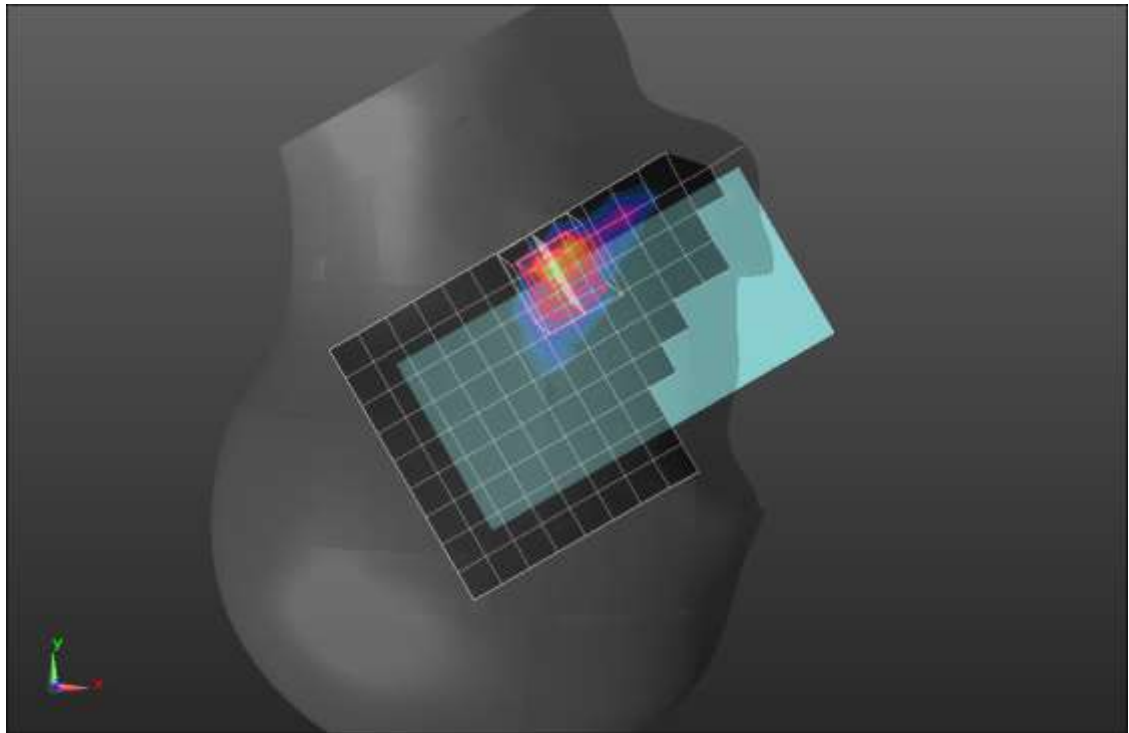
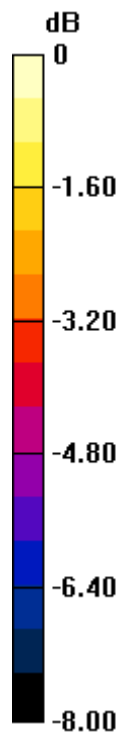
Peak SAR (extrapolated) = 0.850 W/kg

SAR(1 g) = 0.341 W/kg; SAR(10 g) = 0.130 W/kg

Smallest distance from peaks to all points 3 dB below = 7.2 mm

Ratio of SAR at M2 to SAR at M1 = 50.6%

Maximum value of SAR (measured) = 0.641 W/kg



0 dB = 0.641 W/kg = -1.93 dBW/kg

n77 ANT 7 Block A

Frequency: 3499.98 MHz; Duty Cycle: 1:1; Room Ambient Temperature: 24.0°C; Liquid Temperature: 23.0°C
Medium parameters used: $f = 3500$ MHz; $\sigma = 2.938$ S/m; $\epsilon_r = 39.313$; $\rho = 1000$ kg/m³

DASY5 Configuration:

- Area Scan Setting: Find Secondary Maximum Within: 2.0 dB and with a peak SAR value greater than 0.0012W/kg
- Electronics: DAE4 Sn1439; Calibrated: 7/16/2020
- Probe: EX3DV4 - SN3929; ConvF(6.55, 6.55, 6.55) @ 3499.98 MHz; Calibrated: 3/19/2021
- Sensor-Surface: 2.5mm (Mechanical Surface Detection)
- Phantom: Twin-SAM V8.0 (20deg probe tilt); Type: QD 000 P41 Ax; Serial: xxxx

Rear/QPSK RB 1,137 ch 633332/Area Scan (10x16x1): Measurement grid: dx=12mm, dy=12mm
Maximum value of SAR (measured) = 1.13 W/kg

Rear/QPSK RB 1,137 ch 633332/Zoom Scan (7x7x8)/Cube 0: Measurement grid: dx=5mm, dy=5mm, dz=4mm

Reference Value = 21.84 V/m; Power Drift = 0.00 dB

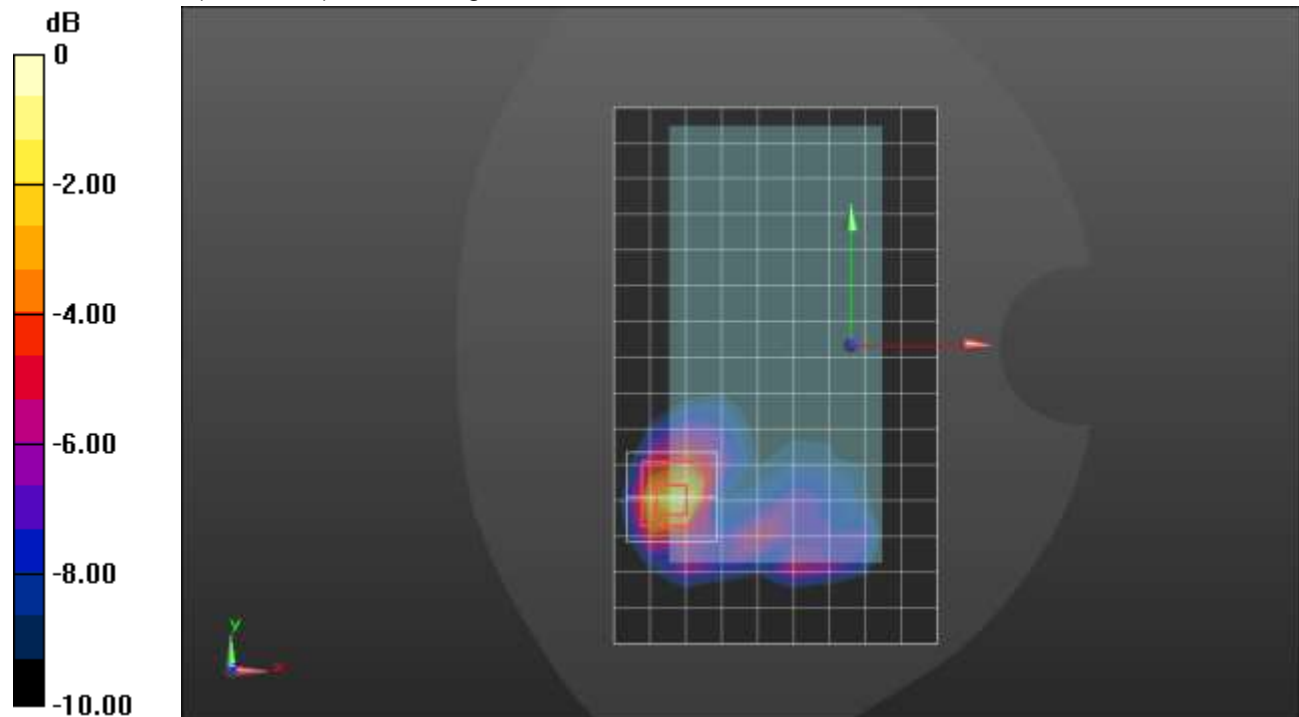
Peak SAR (extrapolated) = 2.26 W/kg

SAR(1 g) = 0.849 W/kg; SAR(10 g) = 0.312 W/kg

Smallest distance from peaks to all points 3 dB below = 6 mm

Ratio of SAR at M2 to SAR at M1 = 49.6%

Maximum value of SAR (measured) = 1.36 W/kg



0 dB = 1.36 W/kg = 1.34 dBW/kg

n77 ANT 8 Block A

Frequency: 3499.98 MHz; Duty Cycle: 1:1; Room Ambient Temperature: 24.0°C; Liquid Temperature: 23.0°C
Medium parameters used: $f = 3500$ MHz; $\sigma = 2.845$ S/m; $\epsilon_r = 37.883$; $\rho = 1000$ kg/m³

DASY5 Configuration:

- Area Scan Setting: Find Secondary Maximum Within: 2.0 dB and with a peak SAR value greater than 0.0012W/kg
- Electronics: DAE4 Sn1248; Calibrated: 2/19/2021
- Probe: EX3DV4 - SN7582; ConvF(7.4, 7.4, 7.4) @ 3499.98 MHz; Calibrated: 3/1/2021
- Sensor-Surface: 1.4mm (Mechanical Surface Detection)
- Phantom: Twin-SAM V8.0 (20deg probe tilt); Type: QD 000 P41 Ax; Serial: xxxx

RHS/Tilt_QPSK RB 135,69 Ch 633332/Area Scan (13x17x1): Measurement grid: dx=12mm, dy=12mm
Maximum value of SAR (measured) = 0.436 W/kg

RHS/Tilt_QPSK RB 135,69 Ch 633332/Zoom Scan (7x7x8)/Cube 0: Measurement grid: dx=5mm, dy=5mm, dz=4mm

Reference Value = 10.92 V/m; Power Drift = 0.12 dB

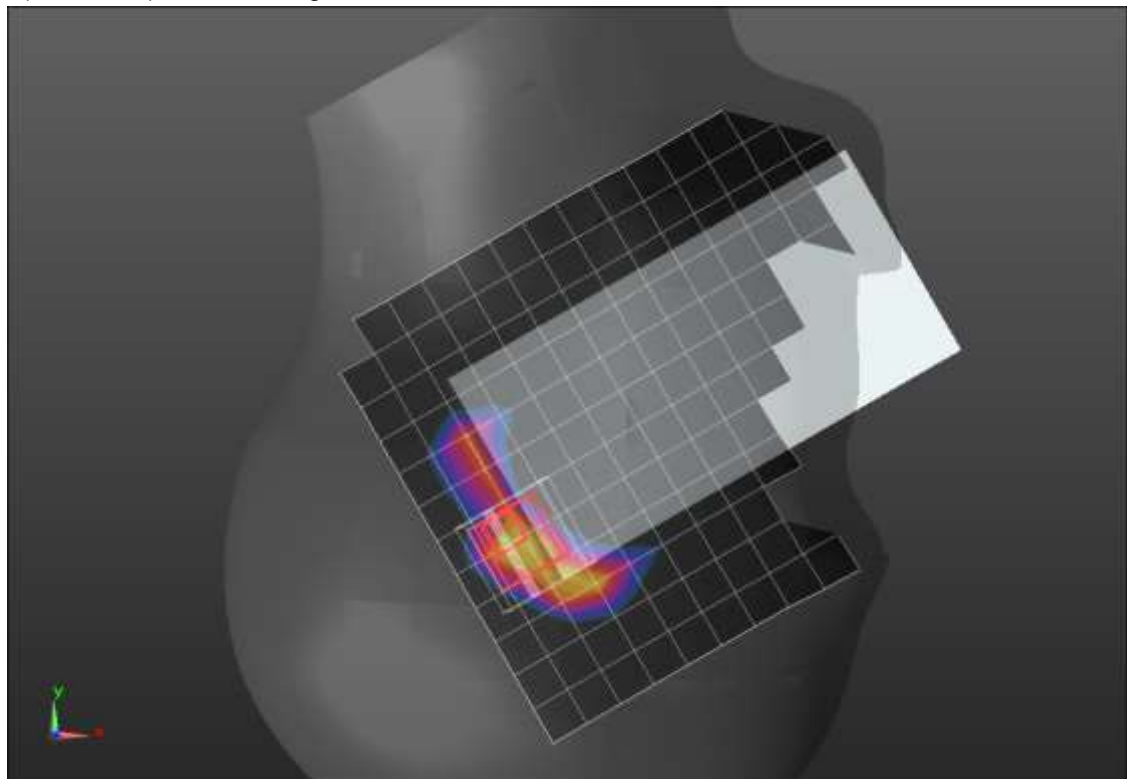
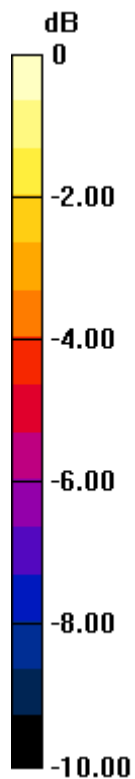
Peak SAR (extrapolated) = 0.907 W/kg

SAR(1 g) = 0.297 W/kg; SAR(10 g) = 0.103 W/kg

Smallest distance from peaks to all points 3 dB below = 5.4 mm

Ratio of SAR at M2 to SAR at M1 = 44.4%

Maximum value of SAR (measured) = 0.575 W/kg



0 dB = 0.575 W/kg = -2.40 dBW/kg

n77 ANT 8 Block A

Frequency: 3499.98 MHz; Duty Cycle: 1:1; Room Ambient Temperature: 24.0°C; Liquid Temperature: 23.0°C
Medium parameters used: $f = 3500$ MHz; $\sigma = 2.81$ S/m; $\epsilon_r = 39.6$; $\rho = 1000$ kg/m³

DASY5 Configuration:

- Area Scan Setting: Find Secondary Maximum Within: 2.0 dB and with a peak SAR value greater than 0.0012W/kg
- Electronics: DAE4 Sn1439; Calibrated: 7/16/2020
- Probe: EX3DV4 - SN3929; ConvF(6.55, 6.55, 6.55) @ 3499.98 MHz; Calibrated: 3/19/2021
- Sensor-Surface: 2.5mm (Mechanical Surface Detection)
- Phantom: Twin-SAM V8.0 (20deg probe tilt); Type: QD 000 P41 Ax; Serial: xxxx

Rear/QPSK RB 135,69 ch 633332/Area Scan (11x16x1): Measurement grid: dx=12mm, dy=12mm
Maximum value of SAR (measured) = 0.705 W/kg

Rear/QPSK RB 135,69 ch 633332/Zoom Scan (7x7x8)/Cube 0: Measurement grid: dx=5mm, dy=5mm, dz=4mm

Reference Value = 20.29 V/m; Power Drift = -0.14 dB

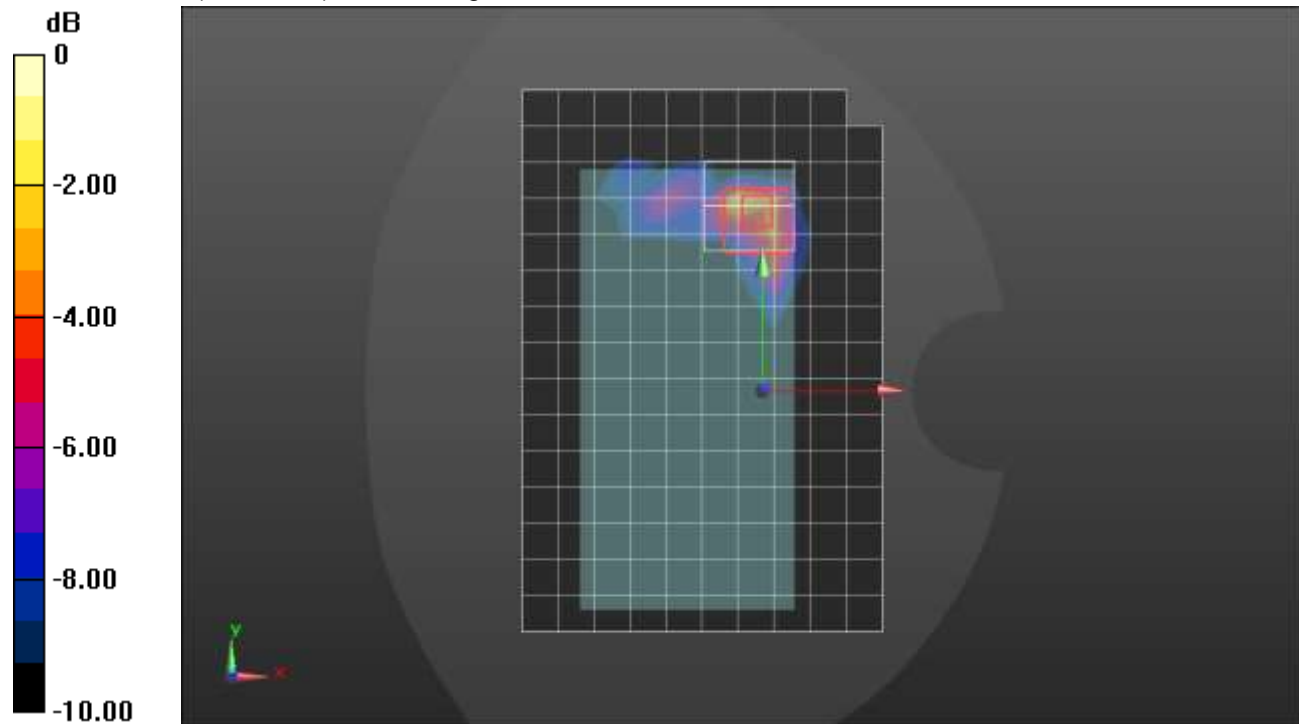
Peak SAR (extrapolated) = 2.40 W/kg

SAR(1 g) = 0.660 W/kg; SAR(10 g) = 0.210 W/kg

Smallest distance from peaks to all points 3 dB below = 5 mm

Ratio of SAR at M2 to SAR at M1 = 42.6%

Maximum value of SAR (measured) = 1.09 W/kg



0 dB = 1.09 W/kg = 0.37 dBW/kg

n77 ANT 9 Block A

Frequency: 3499.98 MHz; Duty Cycle: 1:1; Room Ambient Temperature: 24.0°C; Liquid Temperature: 23.0°C
 Medium parameters used: $f = 3500$ MHz; $\sigma = 2.866$ S/m; $\epsilon_r = 37.891$; $\rho = 1000$ kg/m³

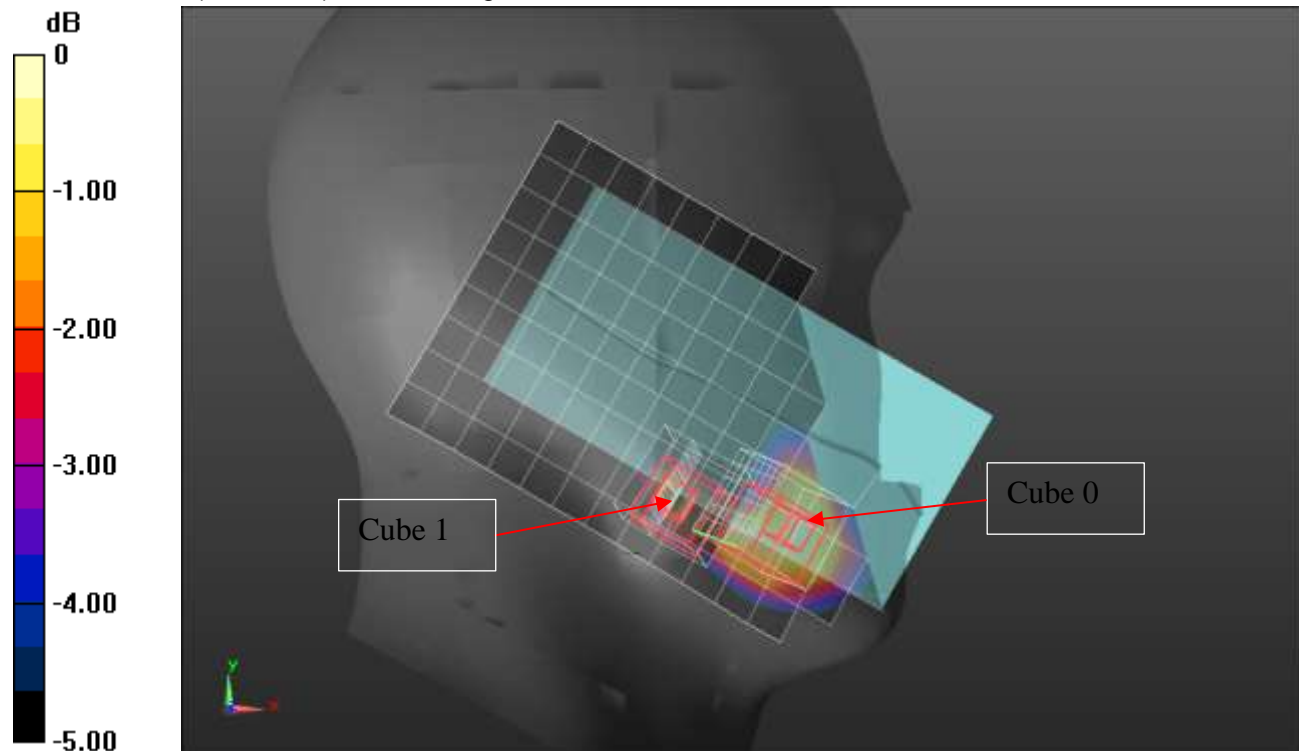
DASY5 Configuration:

- Area Scan Setting: Find Secondary Maximum Within: 2.0 dB and with a peak SAR value greater than 0.0012W/kg
- Electronics: DAE4 Sn1248; Calibrated: 2/19/2021
- Probe: EX3DV4 - SN7582; ConvF(7.4, 7.4, 7.4) @ 3499.98 MHz; Calibrated: 3/1/2021
- Sensor-Surface: 1.4mm (Mechanical Surface Detection)
- Phantom: Twin-SAM V8.0 (20deg probe tilt); Type: QD 000 P41 Ax; Serial: xxxx

LHS/Touch_QPSK RB 1,137 Ch 633332/Area Scan (10x17x1): Measurement grid: dx=12mm, dy=12mm
 Maximum value of SAR (measured) = 0.346 W/kg

LHS/Touch_QPSK RB 1,137 Ch 633332/Zoom Scan (7x7x8)/Cube 0: Measurement grid: dx=5mm, dy=5mm, dz=4mm
 Reference Value = 9.909 V/m; Power Drift = 0.04 dB
 Peak SAR (extrapolated) = 0.495 W/kg
SAR(1 g) = 0.187 W/kg; SAR(10 g) = 0.069 W/kg
 Smallest distance from peaks to all points 3 dB below = 6.4 mm
 Ratio of SAR at M2 to SAR at M1 = 47.4%
 Maximum value of SAR (measured) = 0.374 W/kg

LHS/Touch_QPSK RB 1,137 Ch 633332/Zoom Scan (7x7x8)/Cube 1: Measurement grid: dx=5mm, dy=5mm, dz=4mm
 Reference Value = 9.909 V/m; Power Drift = 0.04 dB
 Peak SAR (extrapolated) = 0.281 W/kg
SAR(1 g) = 0.126 W/kg; SAR(10 g) = 0.067 W/kg
 Smallest distance from peaks to all points 3 dB below = 35.7 mm
 Ratio of SAR at M2 to SAR at M1 = 51.3%
 Maximum value of SAR (measured) = 0.212 W/kg



0 dB = 0.212 W/kg = -6.74 dBW/kg

n77 ANT 9 Block A

Frequency: 3499.98 MHz; Duty Cycle: 1:1; Room Ambient Temperature: 24.0°C; Liquid Temperature: 23.0°C
Medium parameters used: $f = 3500$ MHz; $\sigma = 2.87$ S/m; $\epsilon_r = 37.801$; $\rho = 1000$ kg/m³

DASY5 Configuration:

- Area Scan Setting: Find Secondary Maximum Within: 2.0 dB and with a peak SAR value greater than 0.0012W/kg
- Electronics: DAE4 Sn1472; Calibrated: 1/28/2021
- Probe: EX3DV4 - SN7587; ConvF(6.99, 6.99, 6.99) @ 3499.98 MHz; Calibrated: 4/27/2021
- Sensor-Surface: 2.5mm (Mechanical Surface Detection)
- Phantom: Twin-SAM V5.0 (30deg probe tilt); Type: QD 000 P40 CD; Serial: 1629

Front/QPSK RB 135,69 ch 633332/Area Scan (10x16x1): Measurement grid: dx=12mm, dy=12mm
Maximum value of SAR (measured) = 1.21 W/kg

Front/QPSK RB 135,69 ch 633332/Zoom Scan (7x7x8)/Cube 0: Measurement grid: dx=5mm, dy=5mm, dz=4mm

Reference Value = 20.80 V/m; Power Drift = 0.07 dB

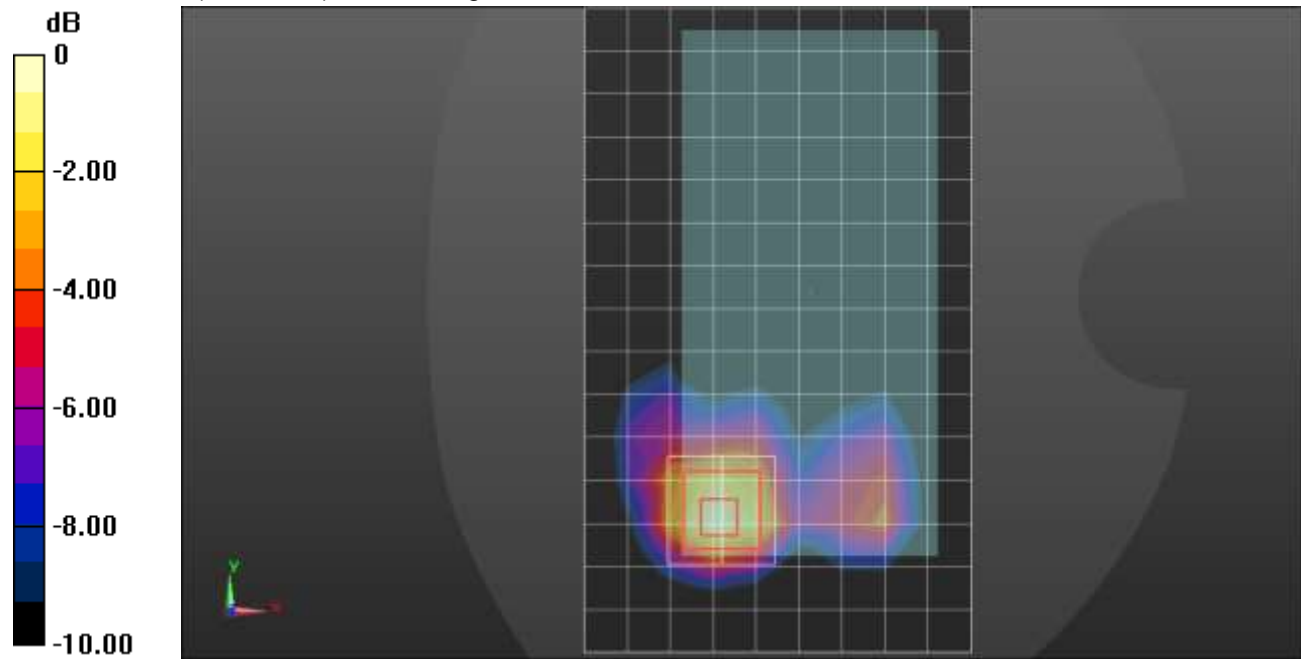
Peak SAR (extrapolated) = 1.95 W/kg

SAR(1 g) = 0.850 W/kg; SAR(10 g) = 0.373 W/kg

Smallest distance from peaks to all points 3 dB below = 10 mm

Ratio of SAR at M2 to SAR at M1 = 51.7%

Maximum value of SAR (measured) = 1.19 W/kg



0 dB = 1.19 W/kg = 0.76 dBW/kg

n77 ANT 4 Block A

Frequency: 3499.98 MHz; Duty Cycle: 1:1; Room Ambient Temperature: 24.0°C; Liquid Temperature: 23.0°C
Medium parameters used: $f = 3500$ MHz; $\sigma = 2.864$ S/m; $\epsilon_r = 39.33$; $\rho = 1000$ kg/m³

DASY5 Configuration:

- Area Scan Setting: Find Secondary Maximum Within: 2.0 dB and with a peak SAR value greater than 0.0012W/kg
- Electronics: DAE4 Sn1259; Calibrated: 7/16/2020
- Probe: EX3DV4 - SN3990; ConvF(7.04, 7.04, 7.04) @ 3499.98 MHz; Calibrated: 2/5/2021
- Sensor-Surface: 1.4mm (Mechanical Surface Detection)
- Phantom: Twin-SAM V8.0 (20deg probe tilt); Type: QD 000 P41 Ax; Serial: xxxx

LHS/Touch_QPSK RB 1,137 Ch 633332/Area Scan (10x17x1): Measurement grid: dx=12mm, dy=12mm

Maximum value of SAR (measured) = 1.24 W/kg

LHS/Touch_QPSK RB 1,137 Ch 633332/Zoom Scan (7x7x8)/Cube 0: Measurement grid: dx=5mm, dy=5mm, dz=4mm

Reference Value = 21.52 V/m; Power Drift = -0.19 dB

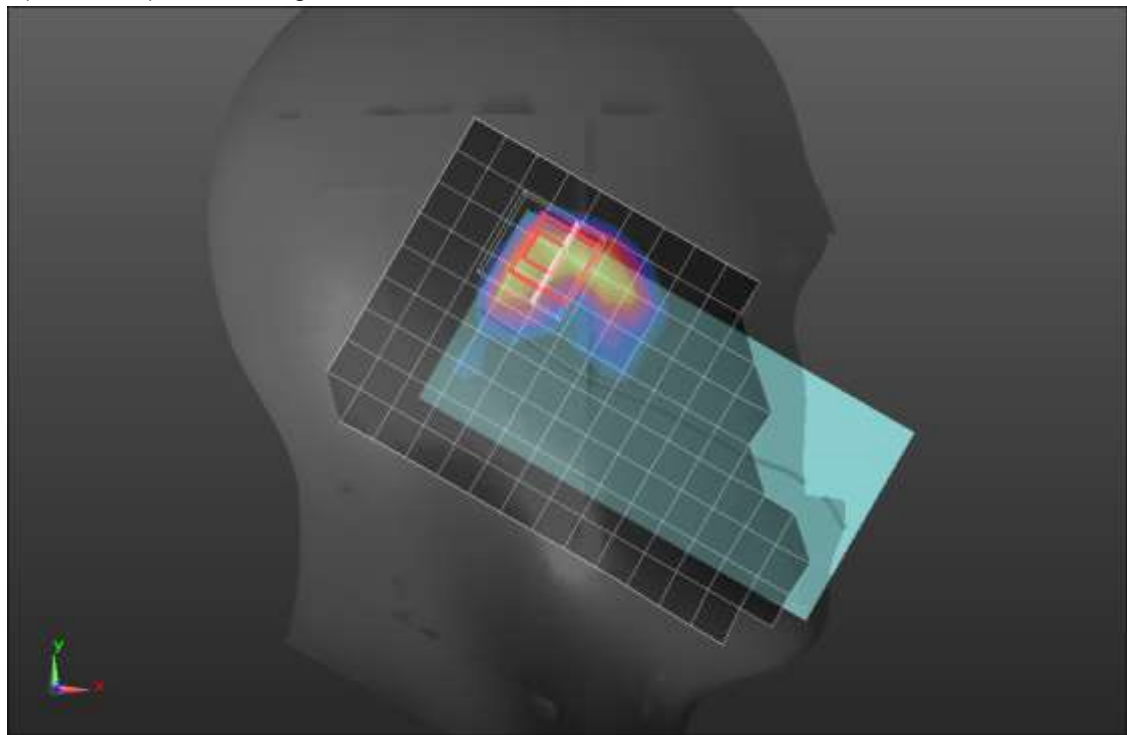
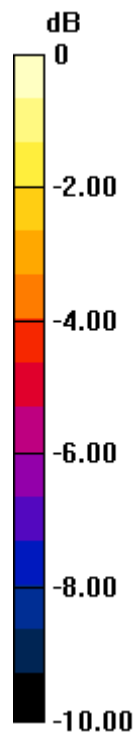
Peak SAR (extrapolated) = 2.60 W/kg

SAR(1 g) = 0.822 W/kg; SAR(10 g) = 0.333 W/kg

Smallest distance from peaks to all points 3 dB below = 5.4 mm

Ratio of SAR at M2 to SAR at M1 = 42.3%

Maximum value of SAR (measured) = 1.62 W/kg



0 dB = 1.62 W/kg = 2.10 dBW/kg

n77 ANT 4 Block A

Frequency: 3499.98 MHz; Duty Cycle: 1:1; Room Ambient Temperature: 24.0°C; Liquid Temperature: 23.0°C
Medium parameters used: $f = 3500$ MHz; $\sigma = 2.771$ S/m; $\epsilon_r = 38.105$; $\rho = 1000$ kg/m³

DASY5 Configuration:

- Area Scan Setting: Find Secondary Maximum Within: 2.0 dB and with a peak SAR value greater than 0.0012W/kg
- Electronics: DAE4 Sn1548; Calibrated: 2/22/2021
- Probe: EX3DV4 - SN7585; ConvF(6.94, 6.94, 6.94) @ 3499.98 MHz; Calibrated: 4/27/2021
- Sensor-Surface: 2.5mm (Mechanical Surface Detection (Locations From Previous Scan Used)), Sensor-Surface: 2.5mm (Mechanical Surface Detection)
- Phantom: Twin-SAM V5.0 (30deg probe tilt); Type: QD 000 P40 CD; Serial: 1740

Rear/QPSK RB 135,69 ch 633332/Area Scan (11x16x1): Measurement grid: dx=12mm, dy=12mm
Maximum value of SAR (measured) = 0.447 W/kg

Rear/QPSK RB 135,69 ch 633332/Zoom Scan (7x7x8)/Cube 0: Measurement grid: dx=5mm, dy=5mm, dz=4mm

Reference Value = 15.76 V/m; Power Drift = -0.08 dB

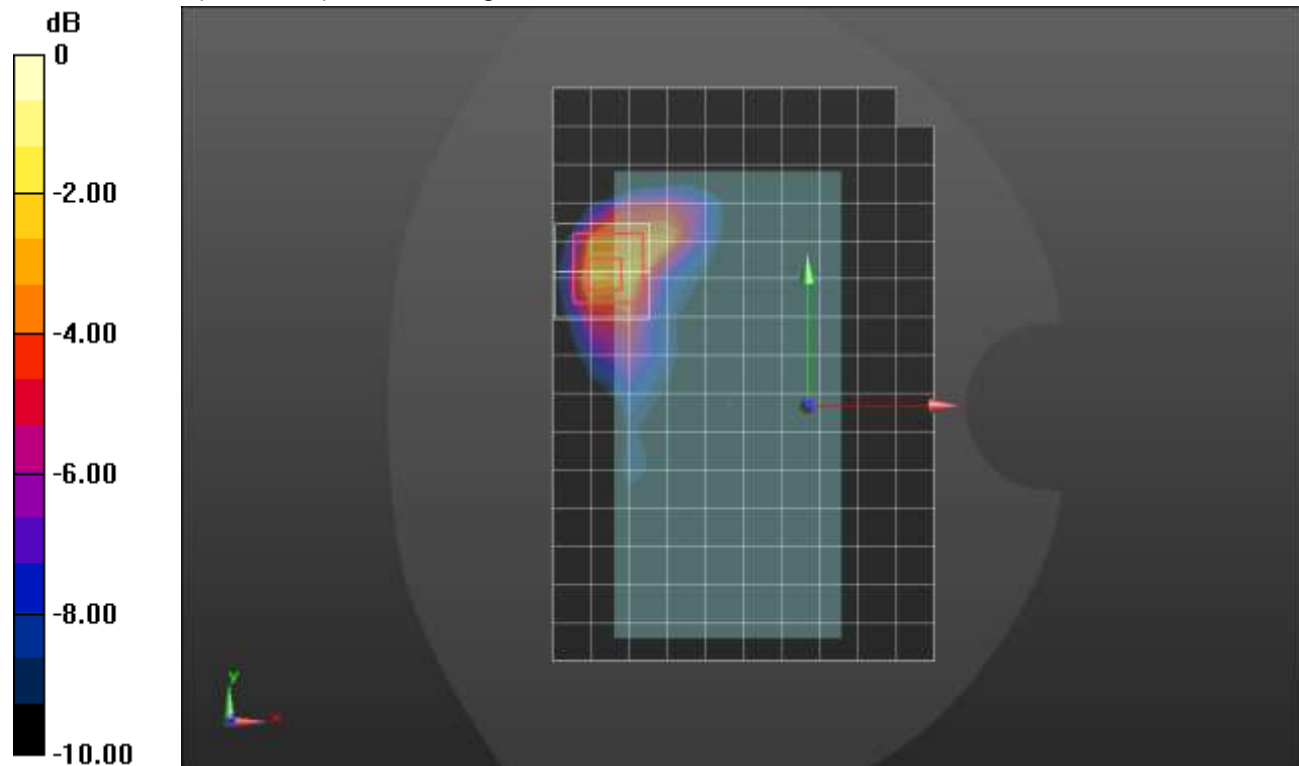
Peak SAR (extrapolated) = 1.14 W/kg

SAR(1 g) = 0.400 W/kg; SAR(10 g) = 0.148 W/kg

Smallest distance from peaks to all points 3 dB below = 7 mm

Ratio of SAR at M2 to SAR at M1 = 44%

Maximum value of SAR (measured) = 0.658 W/kg



0 dB = 0.658 W/kg = -1.82 dBW/kg

n77 ANT 4 Block A

Frequency: 3499.98 MHz; Duty Cycle: 1:1; Room Ambient Temperature: 24.0°C; Liquid Temperature: 23.0°C
Medium parameters used: $f = 3500$ MHz; $\sigma = 2.771$ S/m; $\epsilon_r = 38.105$; $\rho = 1000$ kg/m³

DASY5 Configuration:

- Area Scan Setting: Find Secondary Maximum Within: 2.0 dB and with a peak SAR value greater than 0.0012W/kg
- Electronics: DAE4 Sn1548; Calibrated: 2/22/2021
- Probe: EX3DV4 - SN7585; ConvF(6.94, 6.94, 6.94) @ 3499.98 MHz; Calibrated: 4/27/2021
- Sensor-Surface: 2.5mm (Mechanical Surface Detection)
- Phantom: Twin-SAM V5.0 (30deg probe tilt); Type: QD 000 P40 CD; Serial: 1740

Edge 2/QPSK RB 1,137 ch 633332/Area Scan (7x17x1): Measurement grid: dx=12mm, dy=12mm
Maximum value of SAR (measured) = 0.732 W/kg

Edge 2/QPSK RB 1,137 ch 633332/Zoom Scan (7x7x8)/Cube 0: Measurement grid: dx=5mm, dy=5mm, dz=4mm

Reference Value = 22.02 V/m; Power Drift = -0.01 dB

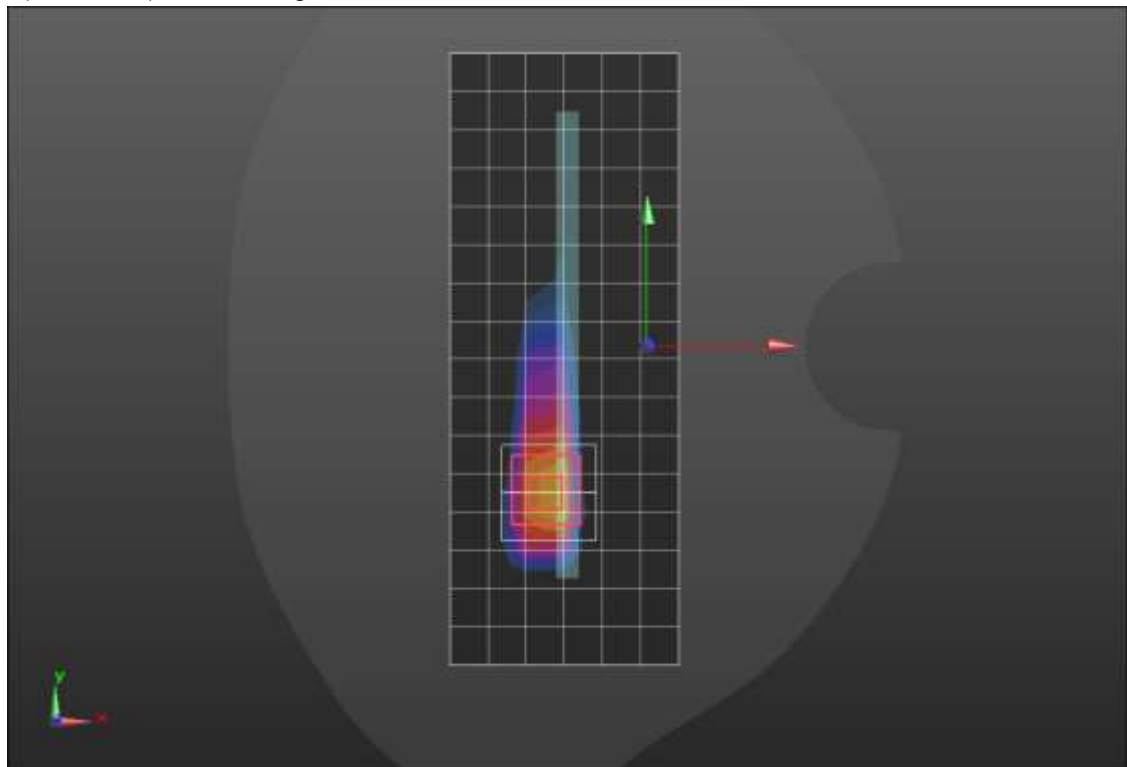
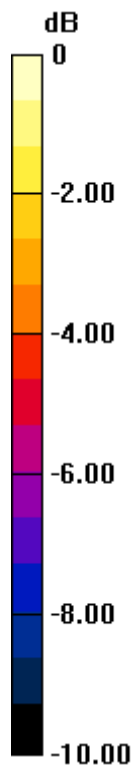
Peak SAR (extrapolated) = 2.18 W/kg

SAR(1 g) = 0.791 W/kg; SAR(10 g) = 0.279 W/kg

Smallest distance from peaks to all points 3 dB below = 6 mm

Ratio of SAR at M2 to SAR at M1 = 45.8%

Maximum value of SAR (measured) = 1.30 W/kg



0 dB = 1.30 W/kg = 1.14 dBW/kg

n77 ANT 7 Block C

Frequency: 3840 MHz; Duty Cycle: 1:1; Room Ambient Temperature: 24.0°C; Liquid Temperature: 23.0°C

Medium parameters used: $f = 3840$ MHz; $\sigma = 3.269$ S/m; $\epsilon_r = 37.125$; $\rho = 1000$ kg/m³

DASY5 Configuration:

- Area Scan Setting: Find Secondary Maximum Within: 2.0 dB and with a peak SAR value greater than 0.0012W/kg
- Electronics: DAE4 Sn1248; Calibrated: 2/19/2021
- Probe: EX3DV4 - SN7582; ConvF(7.01, 7.01, 7.01) @ 3840 MHz; Calibrated: 3/1/2021
- Sensor-Surface: 1.4mm (Mechanical Surface Detection)
- Phantom: Twin-SAM V8.0 (20deg probe tilt); Type: QD 000 P41 Ax; Serial: xxxx

RHS/Touch_QPSK RB 1,137 Ch 656000/Area Scan (9x15x1): Measurement grid: dx=12mm, dy=12mm

Maximum value of SAR (measured) = 0.471 W/kg

RHS/Touch_QPSK RB 1,137 Ch 656000/Zoom Scan (7x7x8)/Cube 0: Measurement grid: dx=5mm, dy=5mm, dz=4mm

Reference Value = 13.02 V/m; Power Drift = 0.14 dB

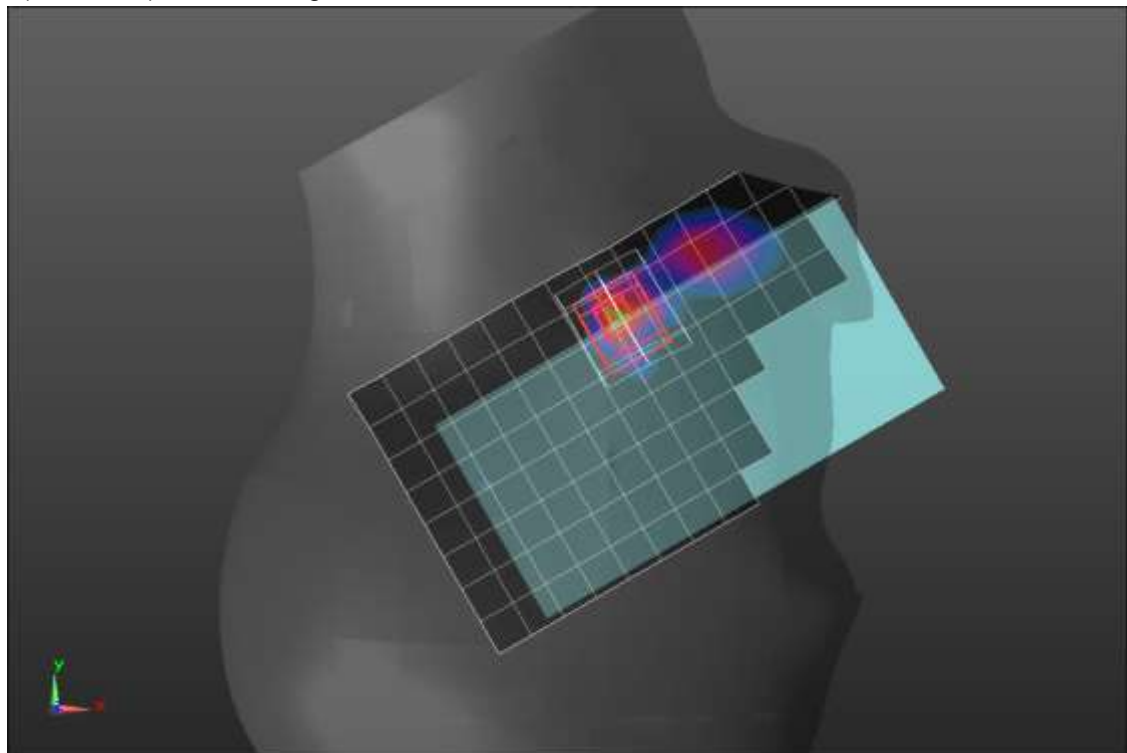
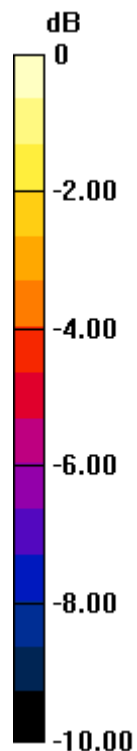
Peak SAR (extrapolated) = 1.39 W/kg

SAR(1 g) = 0.473 W/kg; SAR(10 g) = 0.138 W/kg

Smallest distance from peaks to all points 3 dB below = 5 mm

Ratio of SAR at M2 to SAR at M1 = 51.1%

Maximum value of SAR (measured) = 0.929 W/kg



0 dB = 0.929 W/kg = -0.32 dBW/kg

n77 ANT 7 Block C

Frequency: 3840 MHz; Duty Cycle: 1:1; Room Ambient Temperature: 24.0°C; Liquid Temperature: 23.0°C

Medium parameters used: $f = 3840$ MHz; $\sigma = 3.269$ S/m; $\epsilon_r = 37.125$; $\rho = 1000$ kg/m³

DASY5 Configuration:

- Area Scan Setting: Find Secondary Maximum Within: 2.0 dB and with a peak SAR value greater than 0.0012W/kg
- Electronics: DAE4 Sn1248; Calibrated: 2/19/2021
- Probe: EX3DV4 - SN7582; ConvF(7.01, 7.01, 7.01) @ 3840 MHz; Calibrated: 3/1/2021
- Sensor-Surface: 2.5mm (Mechanical Surface Detection)
- Phantom: Twin-SAM V8.0 (20deg probe tilt); Type: QD 000 P41 AA; Serial: 1956

Rear/QPSK RB 135,69 ch 656000/Area Scan (11x16x1): Measurement grid: dx=12mm, dy=12mm

Maximum value of SAR (measured) = 0.554 W/kg

Rear/QPSK RB 135,69 ch 656000/Zoom Scan (7x7x8)/Cube 0: Measurement grid: dx=5mm, dy=5mm, dz=4mm

Reference Value = 13.95 V/m; Power Drift = -0.13 dB

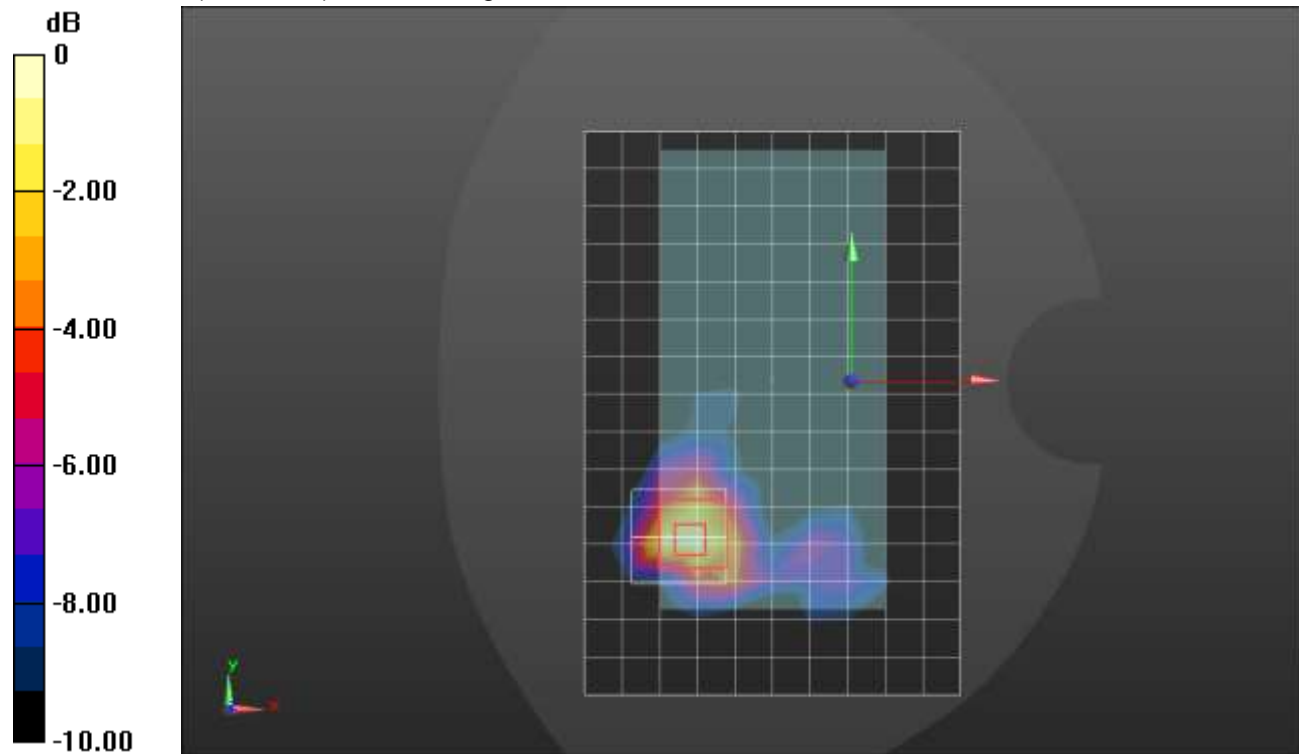
Peak SAR (extrapolated) = 0.996 W/kg

SAR(1 g) = 0.389 W/kg; SAR(10 g) = 0.165 W/kg

Smallest distance from peaks to all points 3 dB below = 7.2 mm

Ratio of SAR at M2 to SAR at M1 = 45.2%

Maximum value of SAR (measured) = 0.593 W/kg



0 dB = 0.593 W/kg = -2.27 dBW/kg

n77 ANT 8 Block C

Frequency: 3840 MHz; Duty Cycle: 1:1; Room Ambient Temperature: 24.0°C; Liquid Temperature: 23.0°C

Medium parameters used: $f = 3840$ MHz; $\sigma = 3.23$ S/m; $\epsilon_r = 36.247$; $\rho = 1000$ kg/m³

DASY5 Configuration:

- Area Scan Setting: Find Secondary Maximum Within: 2.0 dB and with a peak SAR value greater than 0.0012W/kg
- Electronics: DAE4 Sn1259; Calibrated: 7/16/2020
- Probe: EX3DV4 - SN3990; ConvF(6.9, 6.9, 6.9) @ 3840 MHz; Calibrated: 2/5/2021
- Sensor-Surface: 1.4mm (Mechanical Surface Detection)
- Phantom: Twin-SAM V8.0 (20deg probe tilt); Type: QD 000 P41 Ax; Serial: xxxx

RHS/Touch_QPSK RB 135,69 Ch 656000/Area Scan (13x17x1): Measurement grid: dx=12mm, dy=12mm

Maximum value of SAR (measured) = 1.44 W/kg

RHS/Touch_QPSK RB 135,69 Ch 656000/Zoom Scan (9x9x8)/Cube 0: Measurement grid: dx=5mm, dy=5mm, dz=4mm

Reference Value = 13.05 V/m; Power Drift = -0.05 dB

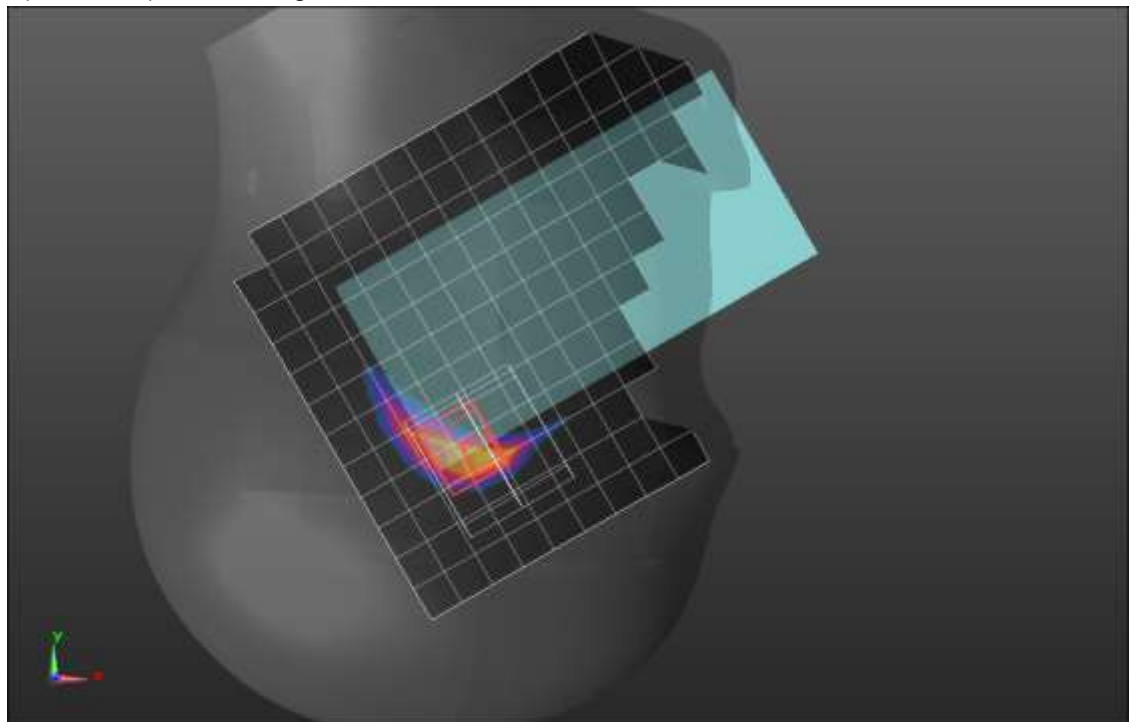
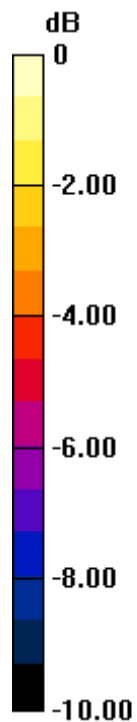
Peak SAR (extrapolated) = 3.07 W/kg

SAR(1 g) = 0.764 W/kg; SAR(10 g) = 0.255 W/kg

Smallest distance from peaks to all points 3 dB below = 3 mm

Ratio of SAR at M2 to SAR at M1 = 31.5%

Maximum value of SAR (measured) = 1.91 W/kg



0 dB = 1.91 W/kg = 2.81 dBW/kg

n77 ANT 8 Block C

Frequency: 3840 MHz; Duty Cycle: 1:1; Room Ambient Temperature: 24.0°C; Liquid Temperature: 23.0°C

Medium parameters used: $f = 3840$ MHz; $\sigma = 3.244$ S/m; $\epsilon_r = 36.093$; $\rho = 1000$ kg/m³

DASY5 Configuration:

- Area Scan Setting: Find Secondary Maximum Within: 2.0 dB and with a peak SAR value greater than 0.0012W/kg
- Electronics: DAE4 Sn1259; Calibrated: 7/16/2020
- Probe: EX3DV4 - SN3990; ConvF(6.9, 6.9, 6.9) @ 3840 MHz; Calibrated: 2/5/2021
- Sensor-Surface: 2.5mm (Mechanical Surface Detection)
- Phantom: Twin-SAM V8.0 (20deg probe tilt); Type: QD 000 P41 Ax; Serial: xxxx

Rear/QPSK RB 135,69 ch 656000/Area Scan (11x16x1): Measurement grid: dx=12mm, dy=12mm

Maximum value of SAR (measured) = 0.787 W/kg

Rear/QPSK RB 135,69 ch 656000/Zoom Scan (7x7x8)/Cube 0: Measurement grid: dx=5mm, dy=5mm, dz=4mm

Reference Value = 20.29 V/m; Power Drift = 0.03 dB

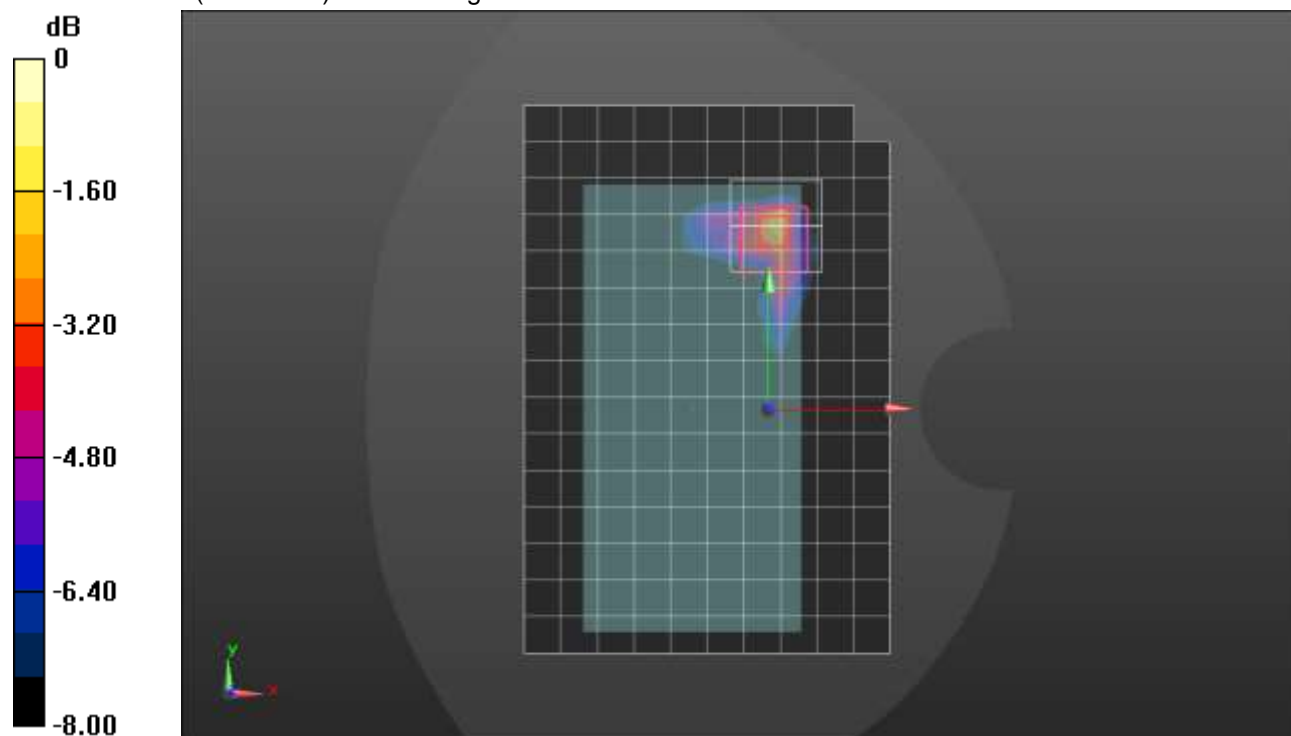
Peak SAR (extrapolated) = 2.50 W/kg

SAR(1 g) = 0.731 W/kg; SAR(10 g) = 0.244 W/kg

Smallest distance from peaks to all points 3 dB below = 5.1 mm

Ratio of SAR at M2 to SAR at M1 = 40.2%

Maximum value of SAR (measured) = 1.21 W/kg



0 dB = 1.21 W/kg = 0.83 dBW/kg

n77 ANT 8 Block C

Frequency: 3840 MHz; Duty Cycle: 1:1; Room Ambient Temperature: 24.0°C; Liquid Temperature: 23.0°C

Medium parameters used: $f = 3840$ MHz; $\sigma = 3.244$ S/m; $\epsilon_r = 36.093$; $\rho = 1000$ kg/m³

DASY5 Configuration:

- Area Scan Setting: Find Secondary Maximum Within: 2.0 dB and with a peak SAR value greater than 0.0012W/kg
- Electronics: DAE4 Sn1259; Calibrated: 7/16/2020
- Probe: EX3DV4 - SN3990; ConvF(6.9, 6.9, 6.9) @ 3840 MHz; Calibrated: 2/5/2021
- Sensor-Surface: 2.5mm (Mechanical Surface Detection)
- Phantom: Twin-SAM V8.0 (20deg probe tilt); Type: QD 000 P41 Ax; Serial: xxxx

Edge 4/QPSK RB 135,69 ch 656000/Area Scan (7x17x1): Measurement grid: dx=12mm, dy=12mm
Maximum value of SAR (measured) = 0.844 W/kg

Edge 4/QPSK RB 135,69 ch 656000/Zoom Scan (7x7x8)/Cube 0: Measurement grid: dx=5mm, dy=5mm, dz=4mm

Reference Value = 21.02 V/m; Power Drift = 0.04 dB

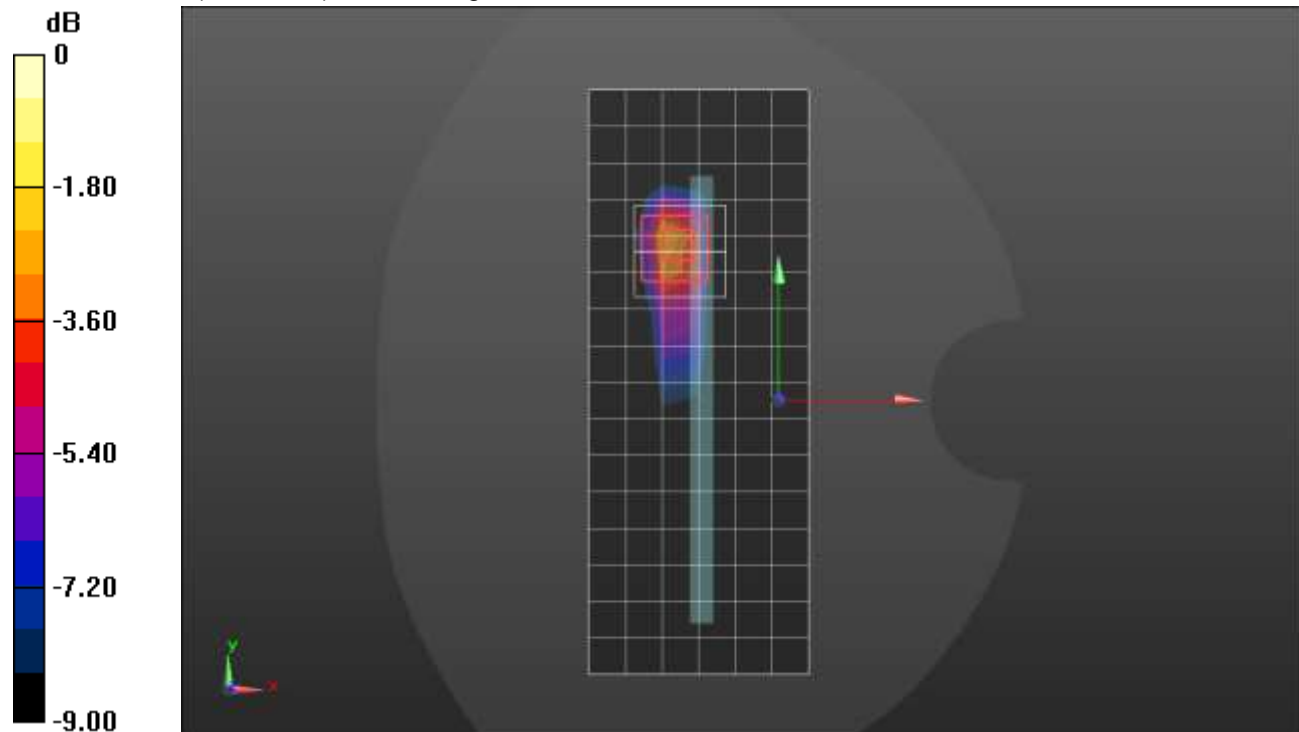
Peak SAR (extrapolated) = 2.53 W/kg

SAR(1 g) = 0.813 W/kg; SAR(10 g) = 0.274 W/kg

Smallest distance from peaks to all points 3 dB below = 6 mm

Ratio of SAR at M2 to SAR at M1 = 40.7%

Maximum value of SAR (measured) = 1.36 W/kg



0 dB = 1.36 W/kg = 1.34 dBW/kg

n77 ANT 9 Block C

Frequency: 3840 MHz; Duty Cycle: 1:1; Room Ambient Temperature: 24.0°C; Liquid Temperature: 23.0°C

Medium parameters used: $f = 3840$ MHz; $\sigma = 3.269$ S/m; $\epsilon_r = 37.125$; $\rho = 1000$ kg/m³

DASY5 Configuration:

- Area Scan Setting: Find Secondary Maximum Within: 2.0 dB and with a peak SAR value greater than 0.0012W/kg
- Electronics: DAE4 Sn1248; Calibrated: 2/19/2021
- Probe: EX3DV4 - SN7582; ConvF(7.01, 7.01, 7.01) @ 3840 MHz; Calibrated: 3/1/2021
- Sensor-Surface: 1.4mm (Mechanical Surface Detection)
- Phantom: Twin-SAM V8.0 (20deg probe tilt); Type: QD 000 P41 Ax; Serial: xxxx

LHS/Touch_QPSK RB 1,137 Ch 656000/Area Scan (10x17x1): Measurement grid: dx=12mm, dy=12mm

Maximum value of SAR (measured) = 0.498 W/kg

LHS/Touch_QPSK RB 1,137 Ch 656000/Zoom Scan (7x7x8)/Cube 0: Measurement grid: dx=5mm, dy=5mm, dz=4mm

Reference Value = 11.66 V/m; Power Drift = -0.02 dB

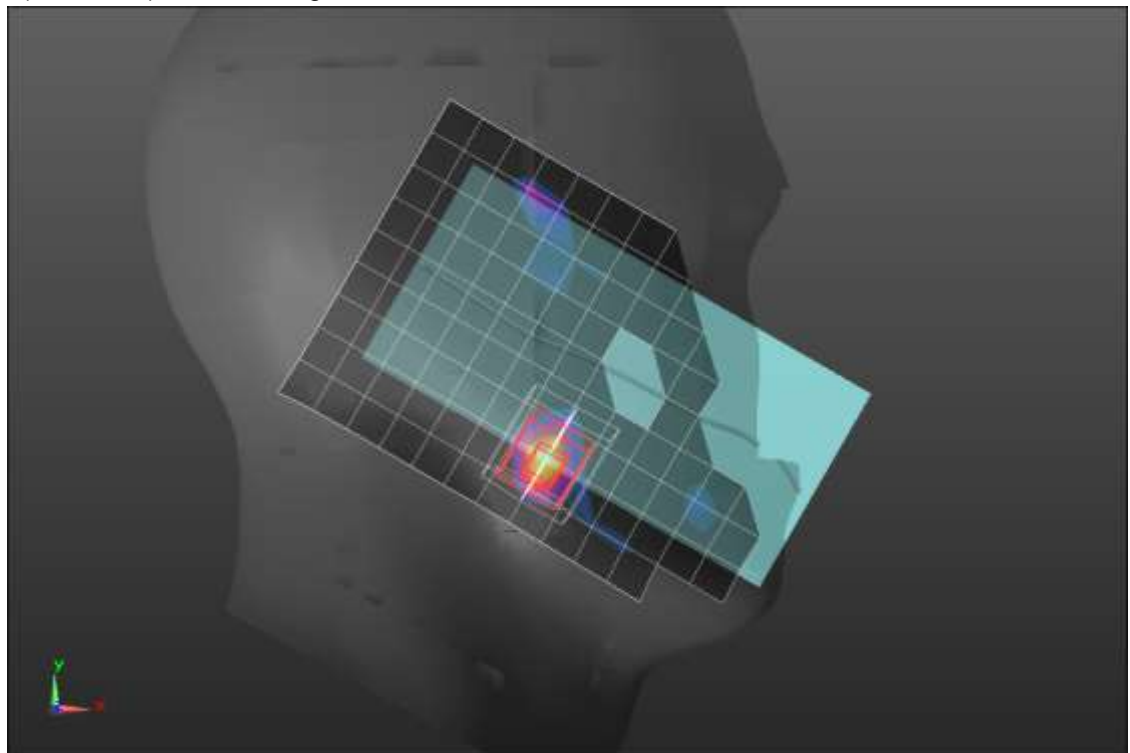
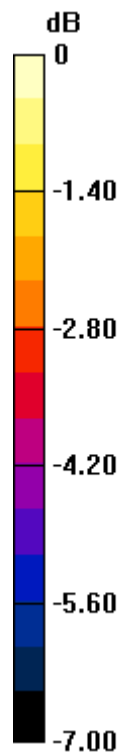
Peak SAR (extrapolated) = 0.639 W/kg

SAR(1 g) = 0.249 W/kg; SAR(10 g) = 0.083 W/kg

Smallest distance from peaks to all points 3 dB below = 7.1 mm

Ratio of SAR at M2 to SAR at M1 = 47%

Maximum value of SAR (measured) = 0.462 W/kg



0 dB = 0.462 W/kg = -3.35 dBW/kg

n77 ANT 9 Block C

Frequency: 3840 MHz; Duty Cycle: 1:1; Room Ambient Temperature: 24.0°C; Liquid Temperature: 23.0°C

Medium parameters used: $f = 3840$ MHz; $\sigma = 3.174$ S/m; $\epsilon_r = 38.591$; $\rho = 1000$ kg/m³

DASY5 Configuration:

- Area Scan Setting: Find Secondary Maximum Within: 2.0 dB and with a peak SAR value greater than 0.0012W/kg
- Electronics: DAE4 Sn1439; Calibrated: 7/16/2020
- Probe: EX3DV4 - SN3929; ConvF(6.39, 6.39, 6.39) @ 3840 MHz; Calibrated: 3/19/2021
- Sensor-Surface: 2.5mm (Mechanical Surface Detection (Locations From Previous Scan Used)), Sensor-Surface: 2.5mm (Mechanical Surface Detection)
- Phantom: Twin-SAM V8.0 (20deg probe tilt); Type: QD 000 P41 AA; Serial: 1956

Rear/QPSK RB 135,69 ch 656000/Area Scan (10x16x1): Measurement grid: dx=12mm, dy=12mm

Maximum value of SAR (measured) = 0.985 W/kg

Rear/QPSK RB 135,69 ch 656000/Zoom Scan (7x7x8)/Cube 0: Measurement grid: dx=5mm, dy=5mm, dz=4mm

Reference Value = 18.29 V/m; Power Drift = 0.09 dB

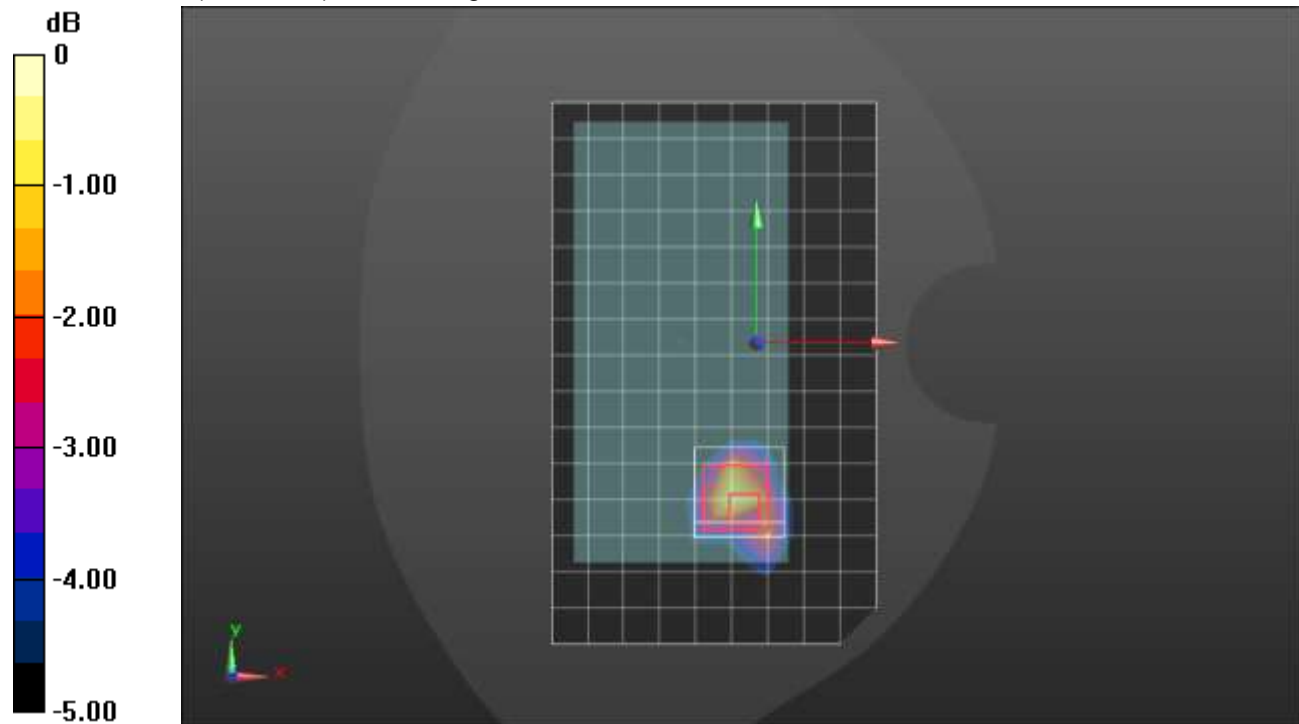
Peak SAR (extrapolated) = 1.86 W/kg

SAR(1 g) = 0.711 W/kg; SAR(10 g) = 0.312 W/kg

Smallest distance from peaks to all points 3 dB below = 6.3 mm

Ratio of SAR at M2 to SAR at M1 = 45%

Maximum value of SAR (measured) = 1.06 W/kg



0 dB = 1.06 W/kg = 0.25 dBW/kg

n77 ANT 4 Block C

Frequency: 3840 MHz; Duty Cycle: 1:1; Room Ambient Temperature: 24.0°C; Liquid Temperature: 23.0°C

Medium parameters used: $f = 3840$ MHz; $\sigma = 3.244$ S/m; $\epsilon_r = 36.093$; $\rho = 1000$ kg/m³

DASY5 Configuration:

- Area Scan Setting: Find Secondary Maximum Within: 2.0 dB and with a peak SAR value greater than 0.0012W/kg
- Electronics: DAE4 Sn1259; Calibrated: 7/16/2020
- Probe: EX3DV4 - SN3990; ConvF(6.9, 6.9, 6.9) @ 3840 MHz; Calibrated: 2/5/2021
- Sensor-Surface: 1.4mm (Mechanical Surface Detection)
- Phantom: Twin-SAM V8.0 (20deg probe tilt); Type: QD 000 P41 Ax; Serial: xxxx

LHS/Touch_QPSK RB 1,137 Ch 656000/Area Scan (10x17x1): Measurement grid: dx=12mm, dy=12mm

Maximum value of SAR (measured) = 1.70 W/kg

LHS/Touch_QPSK RB 1,137 Ch 656000/Zoom Scan (8x7x8)/Cube 0: Measurement grid: dx=5mm, dy=5mm, dz=4mm

Reference Value = 20.51 V/m; Power Drift = 0.05 dB

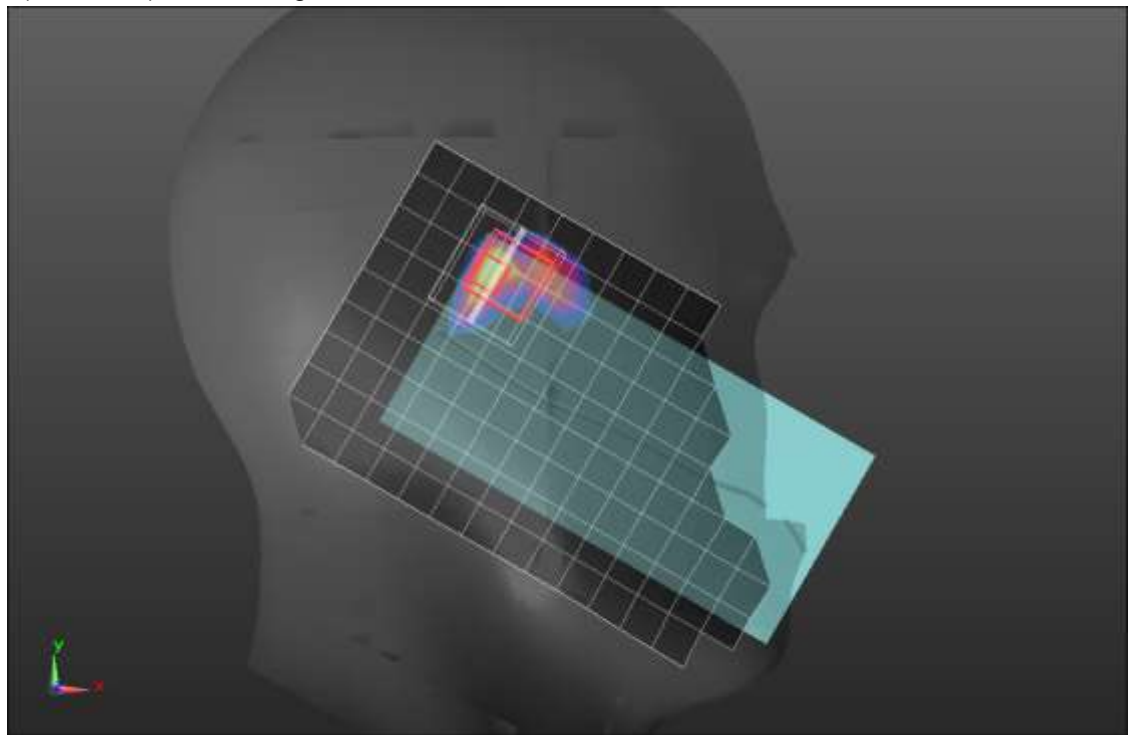
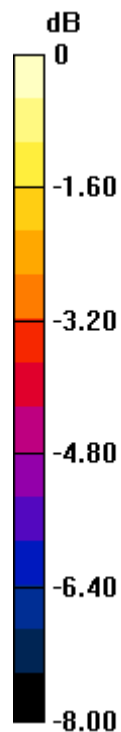
Peak SAR (extrapolated) = 2.55 W/kg

SAR(1 g) = 0.852 W/kg; SAR(10 g) = 0.306 W/kg

Smallest distance from peaks to all points 3 dB below = 5 mm

Ratio of SAR at M2 to SAR at M1 = 42.9%

Maximum value of SAR (measured) = 1.67 W/kg



0 dB = 1.67 W/kg = 2.23 dBW/kg

n77 ANT 4 Block C

Frequency: 3840 MHz; Duty Cycle: 1:1; Room Ambient Temperature: 24.0°C; Liquid Temperature: 23.0°C

Medium parameters used: $f = 3840$ MHz; $\sigma = 3.23$ S/m; $\epsilon_r = 36.247$; $\rho = 1000$ kg/m³

DASY5 Configuration:

- Area Scan Setting: Find Secondary Maximum Within: 2.0 dB and with a peak SAR value greater than 0.0012W/kg
- Electronics: DAE4 Sn1259; Calibrated: 7/16/2020
- Probe: EX3DV4 - SN3990; ConvF(6.9, 6.9, 6.9) @ 3840 MHz; Calibrated: 2/5/2021
- Sensor-Surface: 2.5mm (Mechanical Surface Detection (Locations From Previous Scan Used)), Sensor-Surface: 2.5mm (Mechanical Surface Detection)
- Phantom: Twin-SAM V8.0 (20deg probe tilt); Type: QD 000 P41 Ax; Serial: xxxx

Rear/QPSK RB 135,69 ch 656000/Area Scan (10x16x1): Measurement grid: dx=12mm, dy=12mm

Maximum value of SAR (measured) = 0.778 W/kg

Rear/QPSK RB 135,69 ch 656000/Zoom Scan (7x7x8)/Cube 0: Measurement grid: dx=5mm, dy=5mm, dz=4mm

Reference Value = 20.94 V/m; Power Drift = 0.00 dB

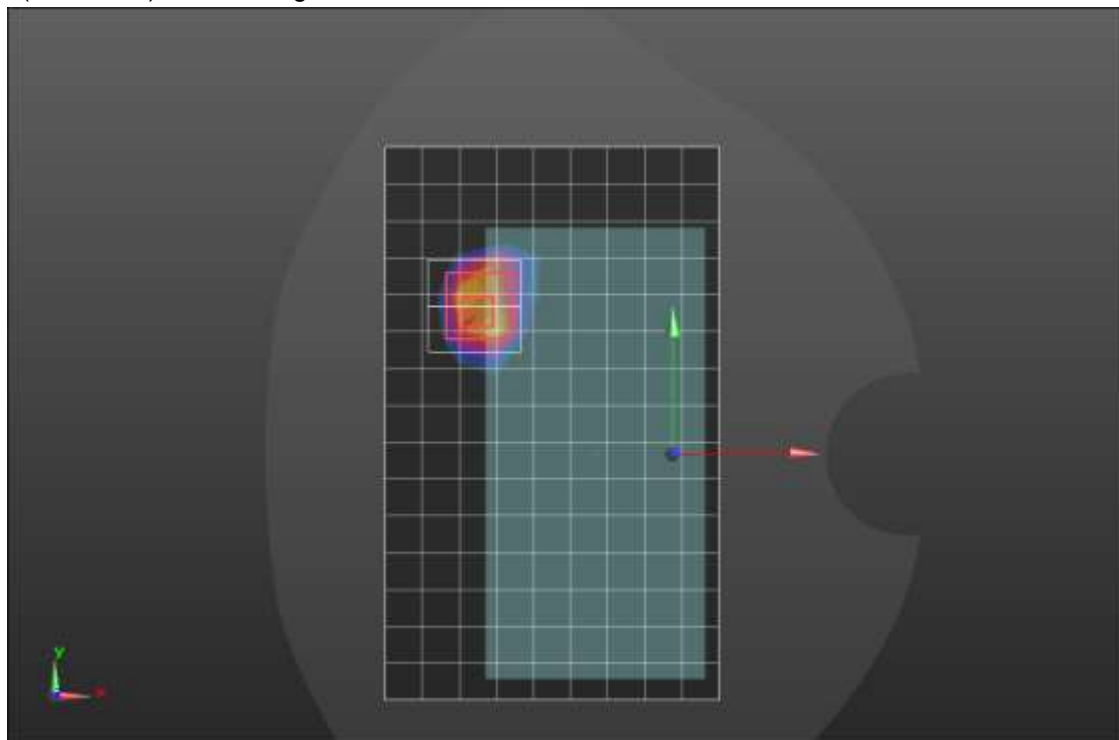
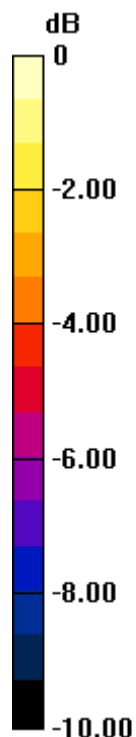
Peak SAR (extrapolated) = 2.44 W/kg

SAR(1 g) = 0.781 W/kg; SAR(10 g) = 0.260 W/kg

Smallest distance from peaks to all points 3 dB below = 6.3 mm

Ratio of SAR at M2 to SAR at M1 = 39.6%

Maximum value of SAR (measured) = 1.34 W/kg



0 dB = 1.34 W/kg = 1.27 dBW/kg