

Test Setup Photos



EMI - Radiated Measurement Photos

Semi-anechoic Chamber #1

FCC Part 15C	FCC Part 15E	Test Items	
15.205 / 15.209	15.205 & 209 / 407(b)(1)(2)(5)(6)	General Field Strength Limits (Restricted Bands and Radiated Emission Limits)	Tx
15.205 / 15.209	15.205 & 209 / 407(b)(1)(2)(5)(6)	General Field Strength Limits (Restricted Bands and Radiated Emission Limits)	Rx



Front view



Rear view

EMI - Conducted Measurement Photos

EMI conducted room (shield room)



FCC Part 15C	FCC Part 15E	Test Items	
15.207	15.207 / 407(b)(5)	AC Wireline Conducted Emissions 150kHz- 30MHz	Tx
15.207	15.207 / 407(b)(5)	AC Wireline Conducted Emissions 150kHz- 30MHz	Rx



Conducted Measurement Photos

EMI Semi-anechoic Chamber #1, Operation Room

FCC Part 15C	FCC Part 15E	Measurement Items	
15.247(a)(2)	15.407(a)(1), (2)	Bandwidth at 6 dB or 26 dB blow	Tx
15.247(b)(3)		Conducted Peak transmit output power	
15.247(d)		Peak Power Spectral Density	
15.247(c) 15.215(c)		Out of Band Emissions, Occupied BW (20dB BW)	
	15.407(a)(6)	Peak Excursion	



Antenna cable



AC Adapter line