



9. SETUP PHOTO

CONFIGURATION 1 STANDBY MODE


S1, RF EXPOSURE SETUP PHOTO




S2, RF EXPOSURE SETUP PHOTO



S3, RF EXPOSURE SETUP PHOTO



S4, RF EXPOSURE SETUP PHOTO



TOP, RF EXPOSURE SETUP PHOTO



CONFIGURATION 2 WITH iPhone 0mm Separation

S1, RF EXPOSURE SETUP PHOTO



S2, RF EXPOSURE SETUP PHOTO



S3, RF EXPOSURE SETUP PHOTO



S4, RF EXPOSURE SETUP PHOTO



CENRER, RF EXPOSURE SETUP PHOTO



CONFIGURATION 2 WITH iPhone 3mm SEPARATION

S1, RF EXPOSURE SETUP PHOTO



S2, RF EXPOSURE SETUP PHOTO




S3, RF EXPOSURE SETUP PHOTO



S4, RF EXPOSURE SETUP PHOTO



CENRER, RF EXPOSURE SETUP PHOTO



CONFIGURATION 2 WITH iPhone SHIFT 5mm LEFT, 3mm Airgap


S1, RF EXPOSURE SETUP PHOTO



S2, RF EXPOSURE SETUP PHOTO



S3, RF EXPOSURE SETUP PHOTO



S4, RF EXPOSURE SETUP PHOTO



CENRER, RF EXPOSURE SETUP PHOTO



CONFIGURATION 2 WITH iPhone SHIFT 5mm Up, 3mm Airgap

S1, RF EXPOSURE SETUP PHOTO



S2, RF EXPOSURE SETUP PHOTO



S3, RF EXPOSURE SETUP PHOTO



S4, RF EXPOSURE SETUP PHOTO



CENTER, RF EXPOSURE SETUP PHOTO



CONFIGURATION 2 WITH iPhone SHIFT 5mm RIGHT, 3mm Airgap

S1, RF EXPOSURE SETUP PHOTO



S2, RF EXPOSURE SETUP PHOTO



S3, RF EXPOSURE SETUP PHOTO



S4, RF EXPOSURE SETUP PHOTO



CENRER, RF EXPOSURE SETUP PHOTO



CONFIGURATION 2 WITH iPhone SHIFT 5mm DOWN, 3mm Airgap

S1, RF EXPOSURE SETUP PHOTO



S2, RF EXPOSURE SETUP PHOTO



S3, RF EXPOSURE SETUP PHOTO



S4, RF EXPOSURE SETUP PHOTO




CENTER, RF EXPOSURE SETUP PHOTO




CONFIGURATION 3 WITH 10W LOAD WITH 0mm SEPARATION


S1, RF EXPOSURE SETUP PHOTO




S2, RF EXPOSURE SETUP PHOTO




S3, RF EXPOSURE SETUP PHOTO



S4, RF EXPOSURE SETUP PHOTO




CENTER, RF EXPOSURE SETUP PHOTO




CONFIGURATION 3 WITH 10W LOAD WITH 3mm SEPARATION


S1, RF EXPOSURE SETUP PHOTO




S2, RF EXPOSURE SETUP PHOTO




S3, RF EXPOSURE SETUP PHOTO



S4, RF EXPOSURE SETUP PHOTO




CENTER, RF EXPOSURE SETUP PHOTO




CONFIGURATION 2 WITH 10W Load SHIFT 5mm LEFT, 3mm Airgap

S1, RF EXPOSURE SETUP PHOTO



S2, RF EXPOSURE SETUP PHOTO



S3, RF EXPOSURE SETUP PHOTO

