


Photos of Test Setup For EUM3004


Conducted Emissions at the antenna port



Receive Radiated Emissions



Receive Radiated Emissions




Transmit Radiated Emissions – Diversity antenna




Transmit Radiated Emissions – Patch antenna



Transmit Radiated Emissions – Panel antenna



Transmit Radiated Emissions – Yagi antenna



Field Strength of Spurious Data – with Diversity Antenna
Please refer to the test report.