Emission Bandwidth&99% Occupied Bandwidth		UNII Band I	
Test Model	802.11ac(VHT40) mode	Frequency(MHz)	5230

Ant0

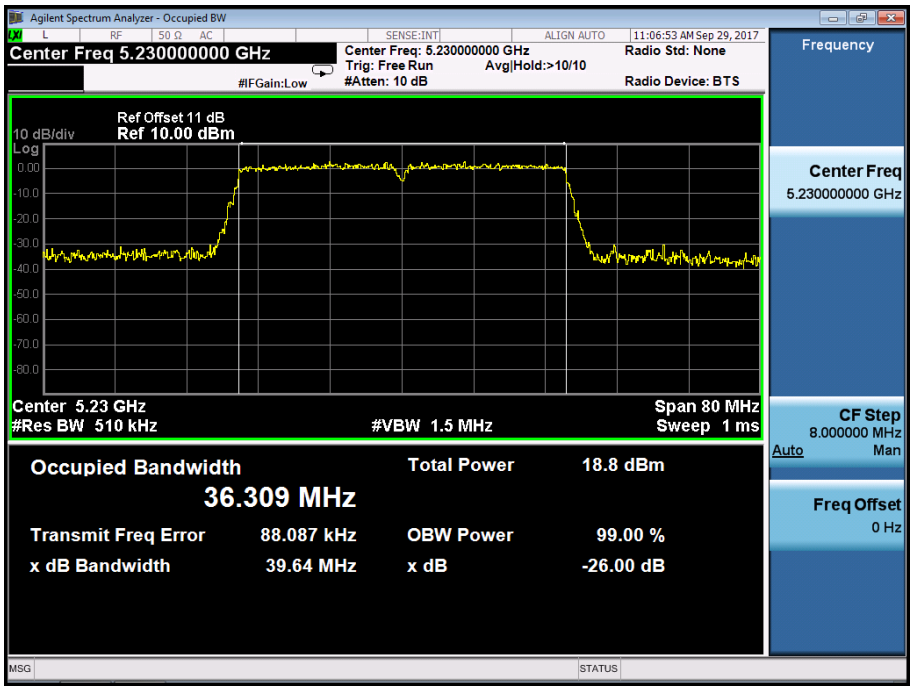

Ant1

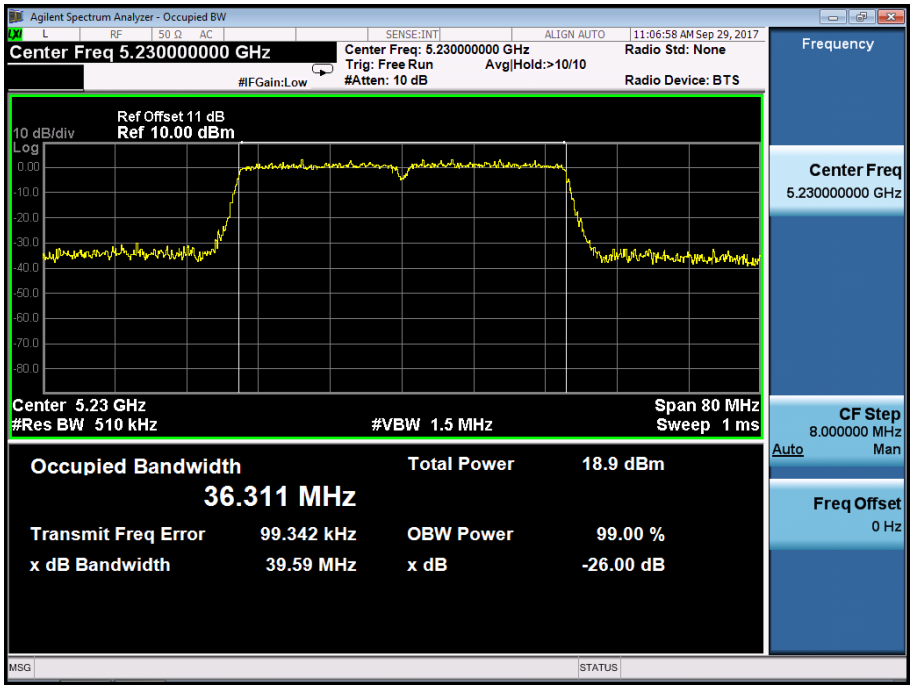

Emission Bandwidth&99% Occupied Bandwidth		UNII Band II-A	
Test Model	802.11ac(VHT40) mode	Frequency(MHz)	5270

Ant0

Ant1

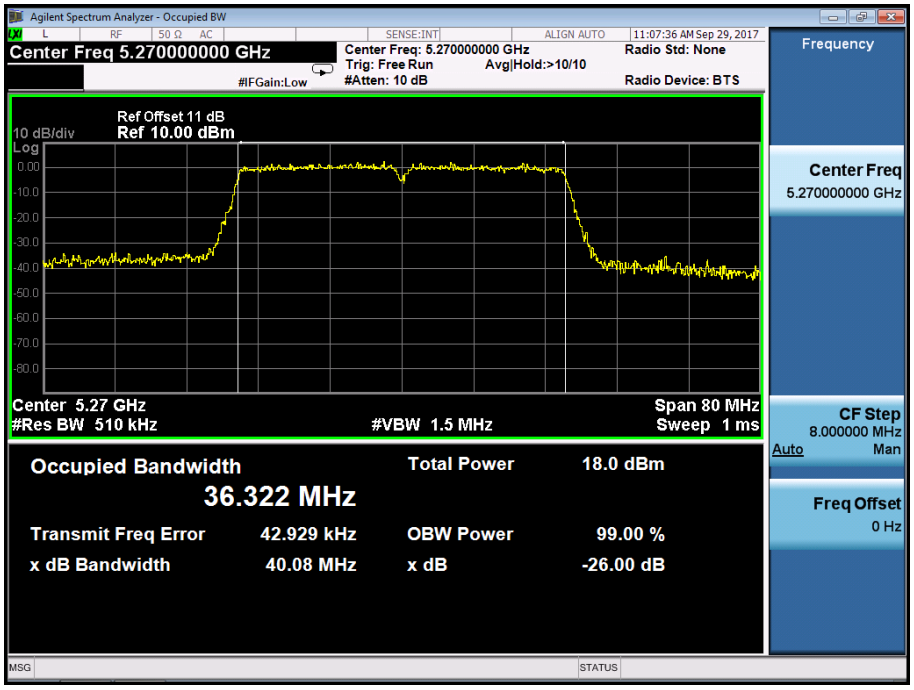

Emission Bandwidth&99% Occupied Bandwidth		UNII Band II-A	
Test Model	802.11ac(VHT40) mode	Frequency(MHz)	5310

Ant0

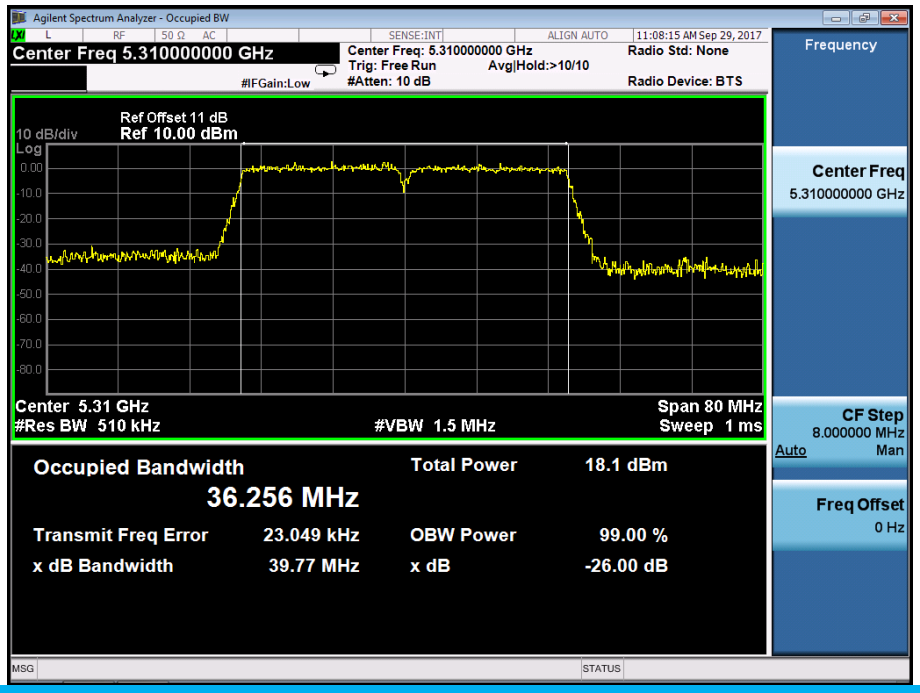

Ant1

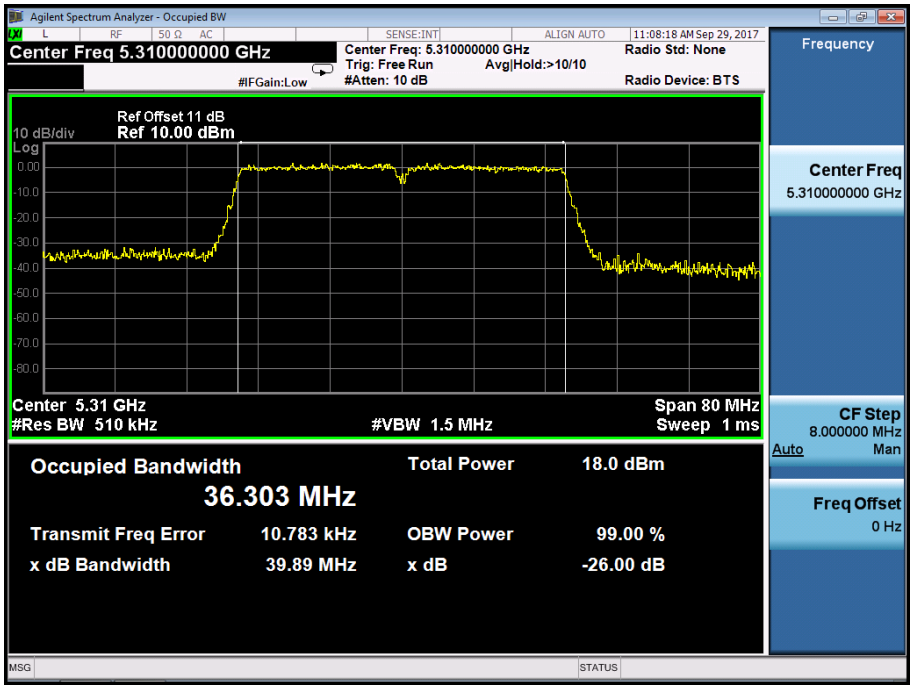

Emission Bandwidth&99% Occupied Bandwidth		UNII Band II-C	
Test Model	802.11ac(VHT40) mode	Frequency(MHz)	5510

Ant0

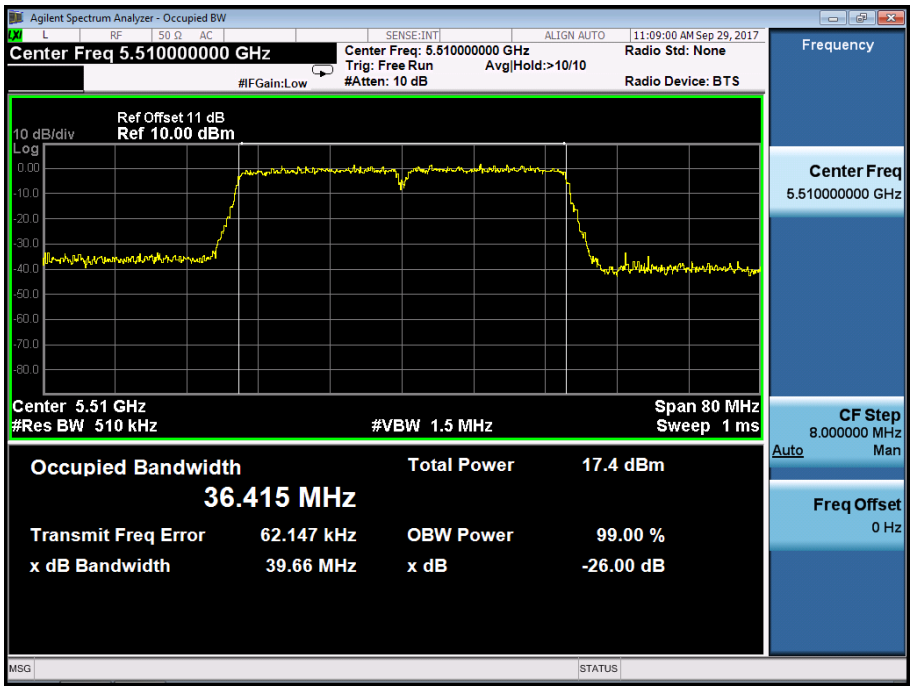

Ant1

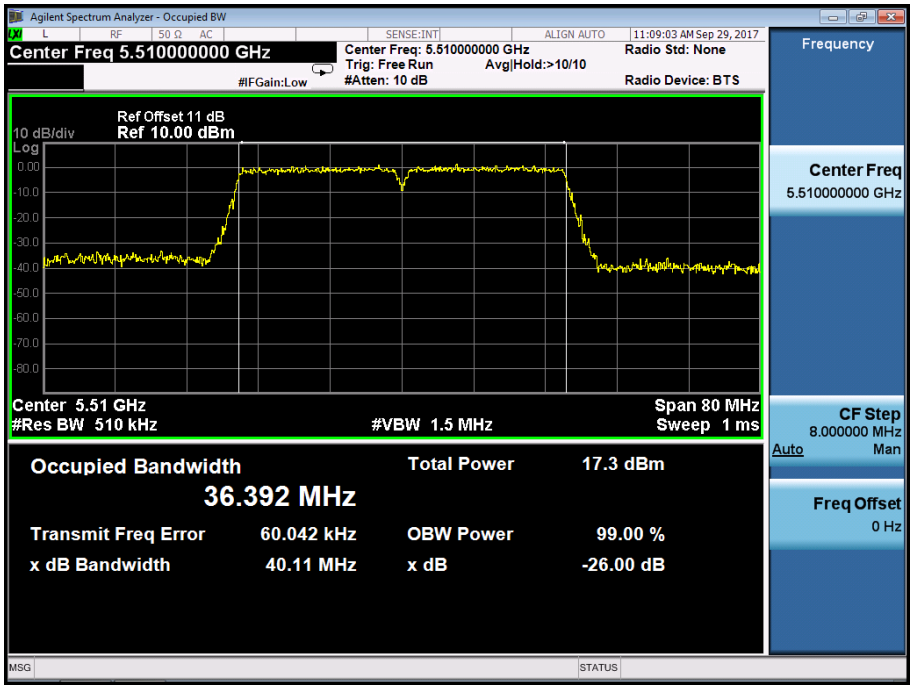

Emission Bandwidth&99% Occupied Bandwidth		UNII Band II-C	
Test Model	802.11ac(VHT40) mode	Frequency(MHz)	5590

Ant0

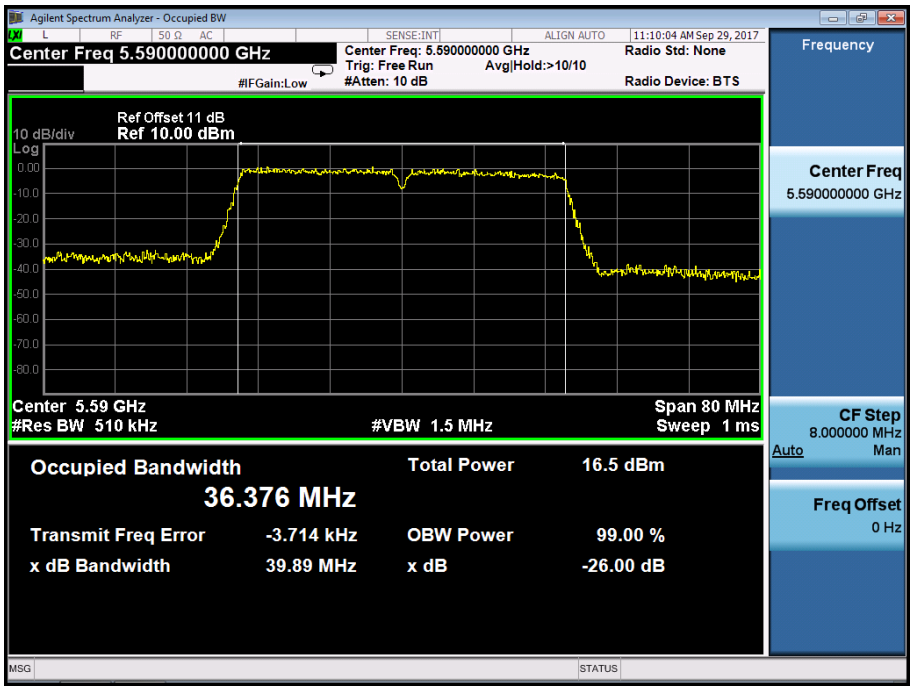

Ant1

Emission Bandwidth&99% Occupied Bandwidth		UNII Band II-C	
Test Model	802.11ac(VHT40) mode	Frequency(MHz)	5670

Ant0

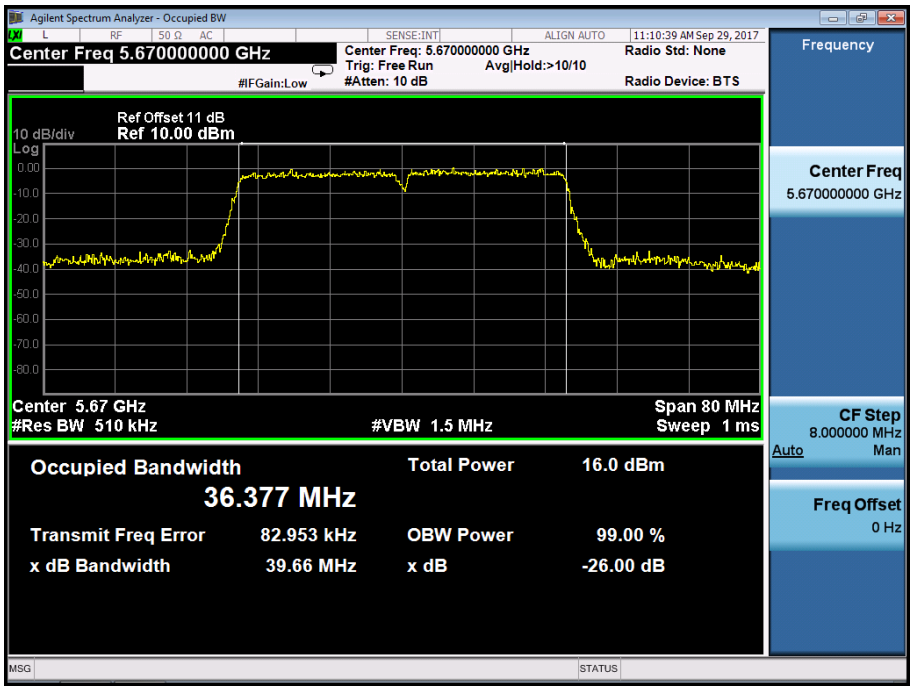

Ant1

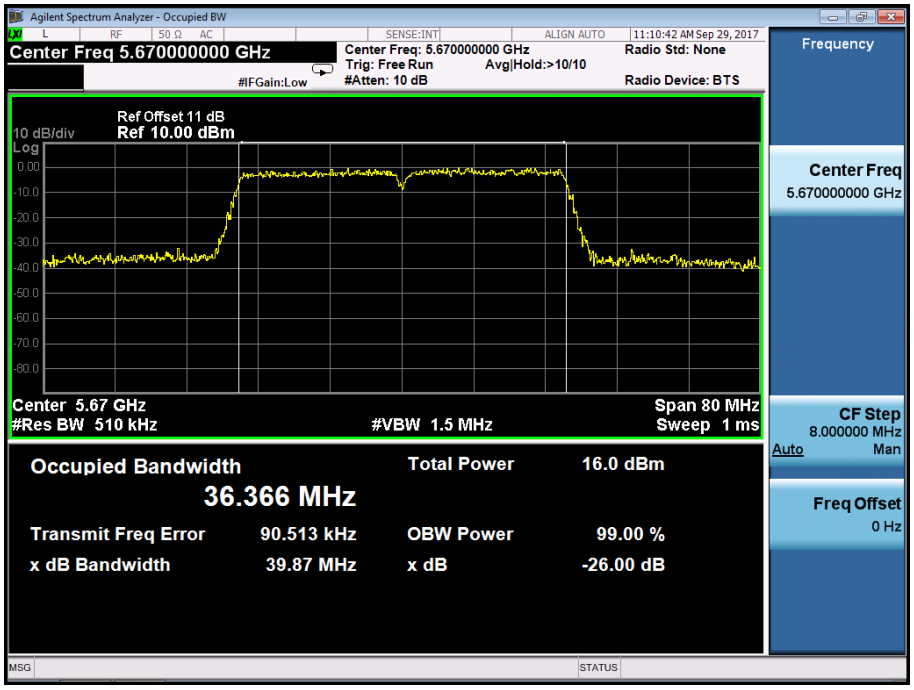

Emission Bandwidth&99% Occupied Bandwidth		UNII Band III	
Test Model	802.11ac(VHT40) mode	Frequency(MHz)	5755

Ant0

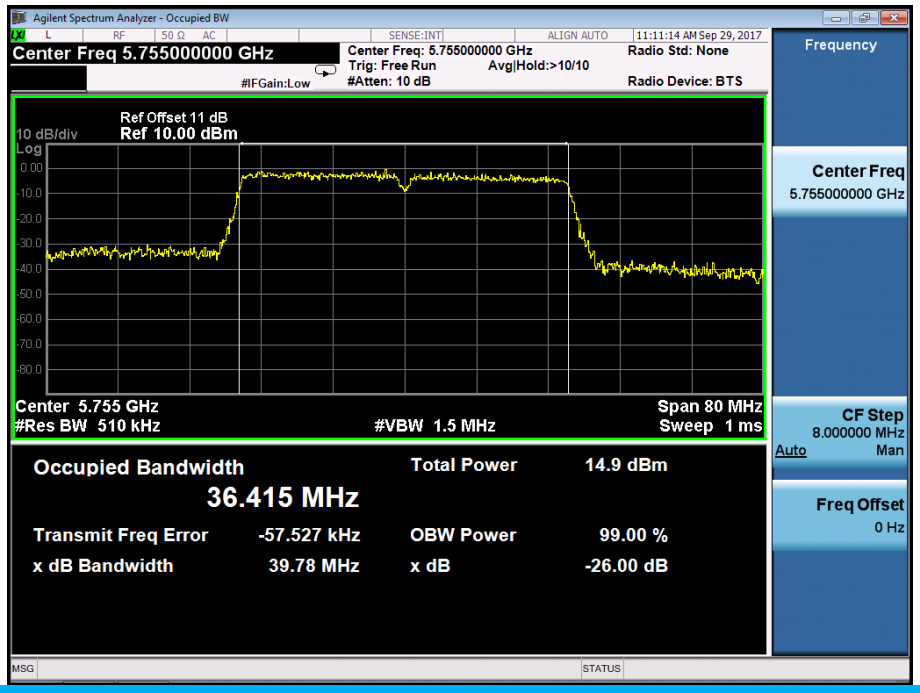

Ant1

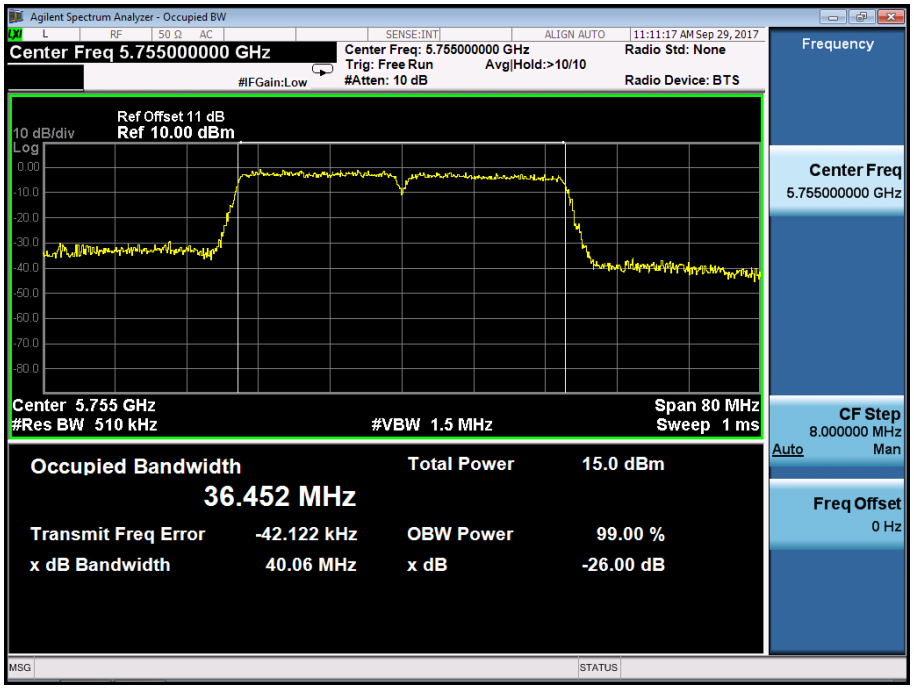

Emission Bandwidth&99% Occupied Bandwidth		UNII Band III	
Test Model	802.11ac(VHT40) mode	Frequency(MHz)	5795

Ant0

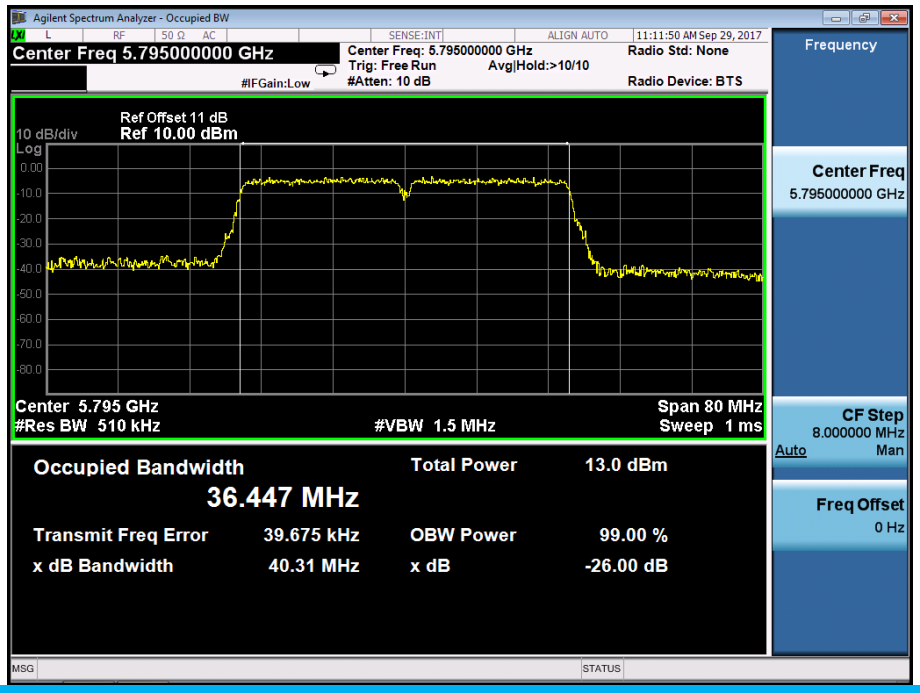

Ant1

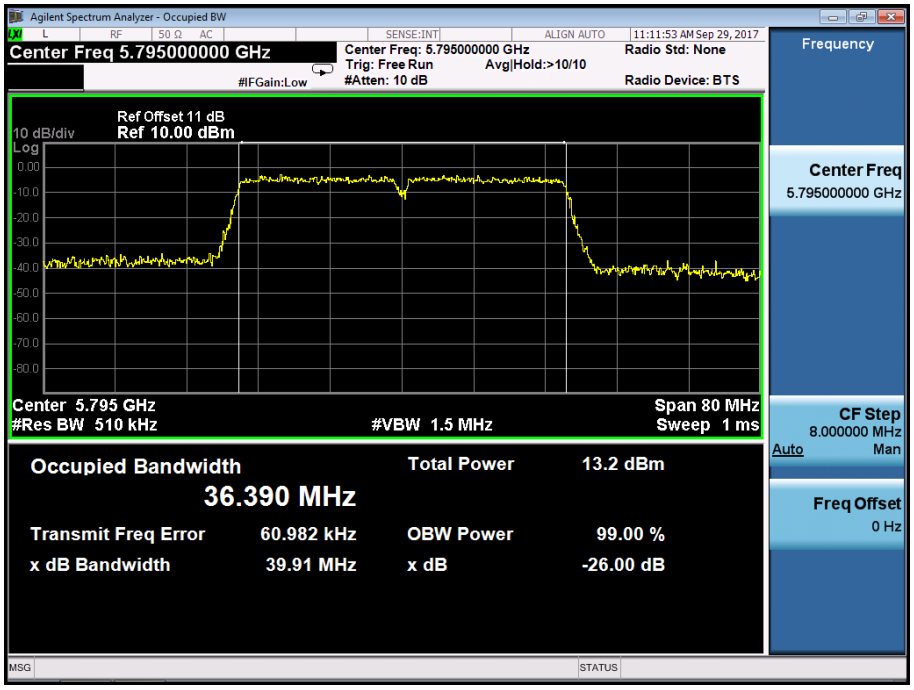

Emission Bandwidth&99% Occupied Bandwidth		UNII Band I	
Test Model	802.11ac(VHT80) mode	Frequency(MHz)	5210

Ant0

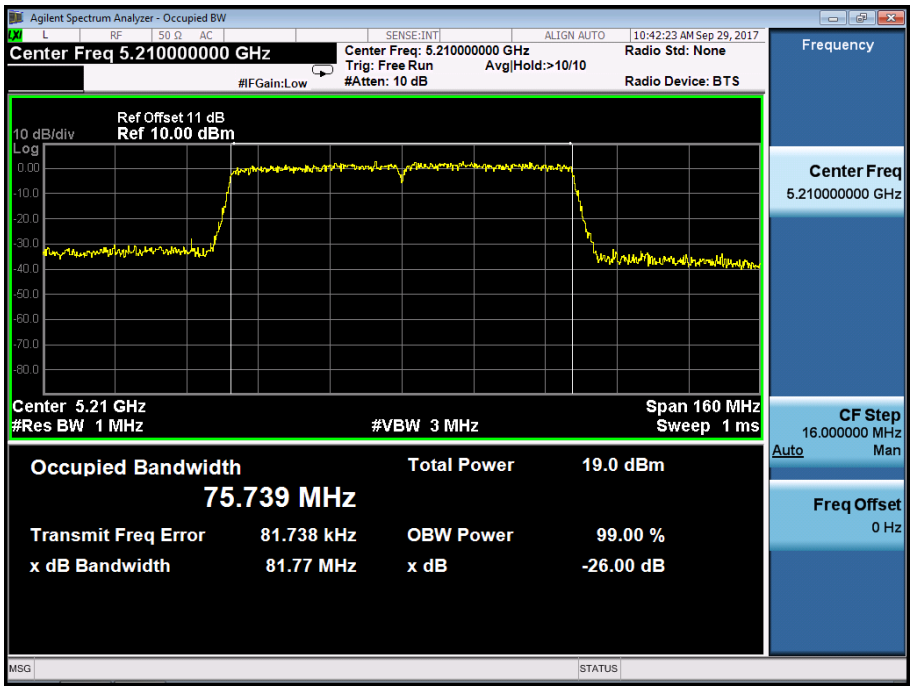

Ant1

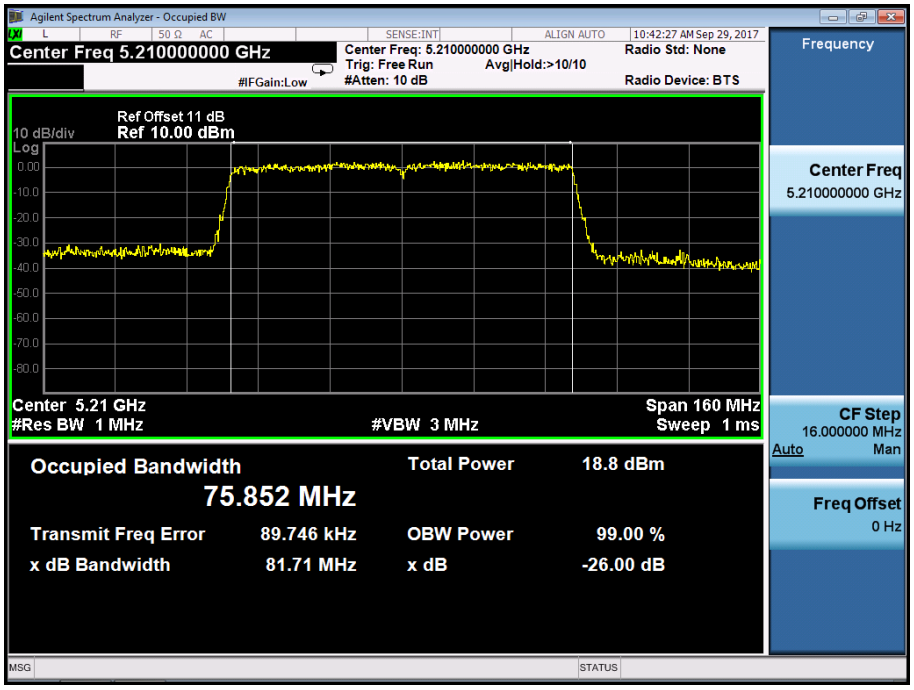

Emission Bandwidth&99% Occupied Bandwidth		UNII Band II-A	
Test Model	802.11ac(VHT80) mode	Frequency(MHz)	5290

Ant0

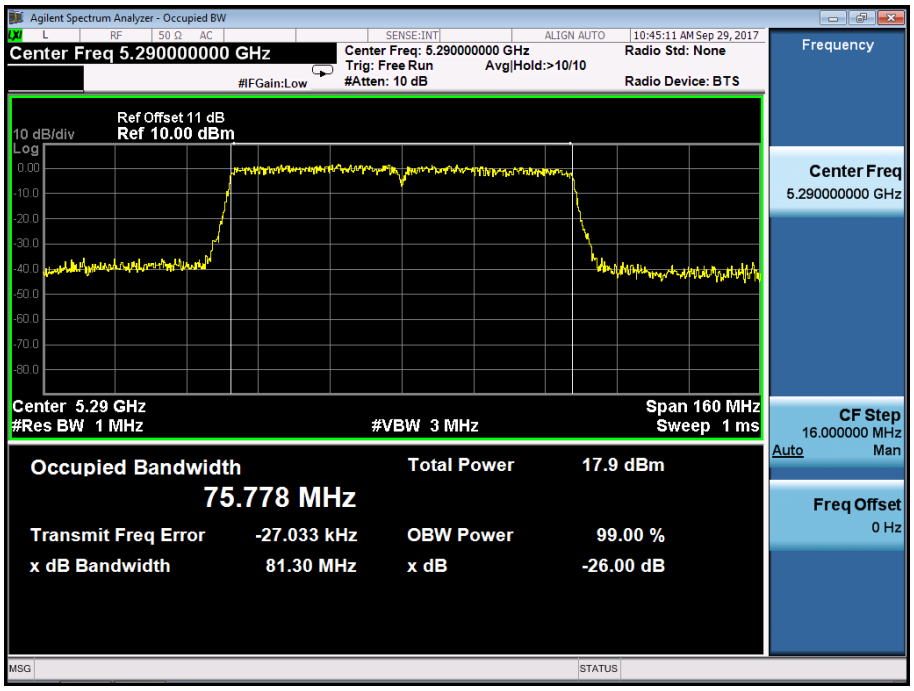

Ant1

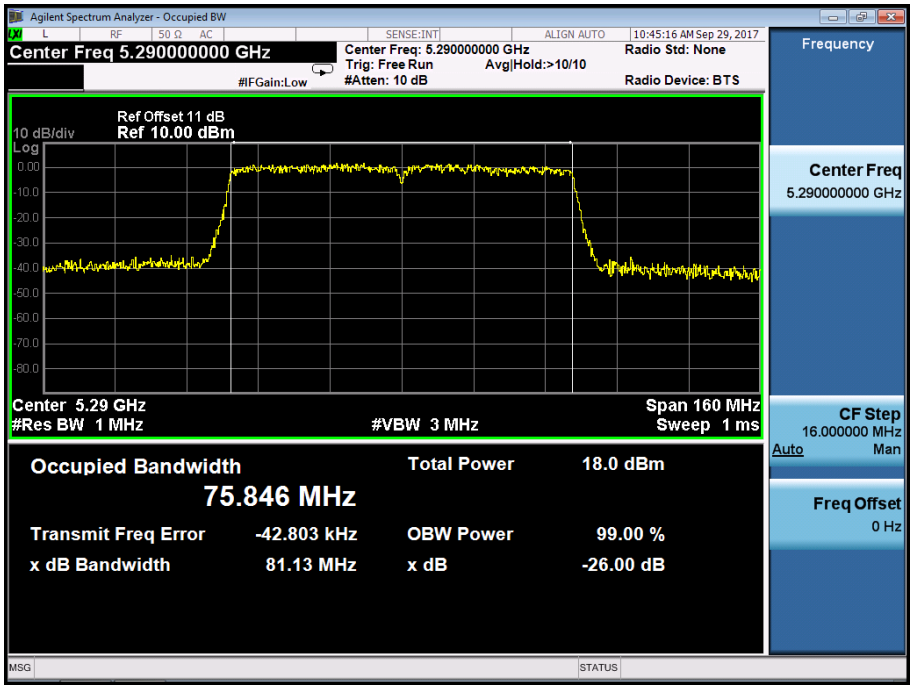

Emission Bandwidth&99% Occupied Bandwidth		UNII Band II-C	
Test Model	802.11ac(VHT80) mode	Frequency(MHz)	5530

Ant0

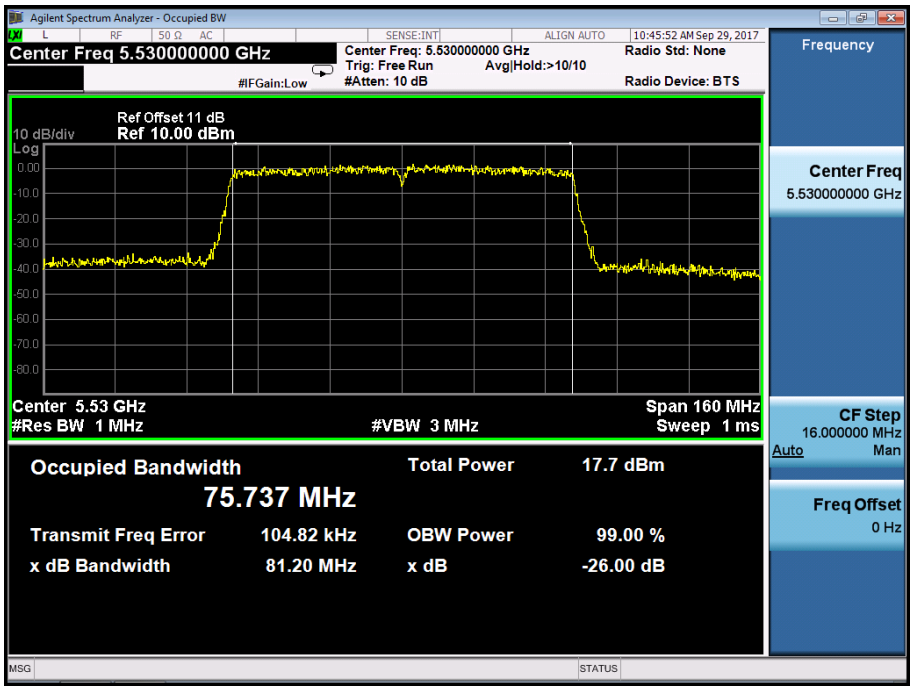

Ant1

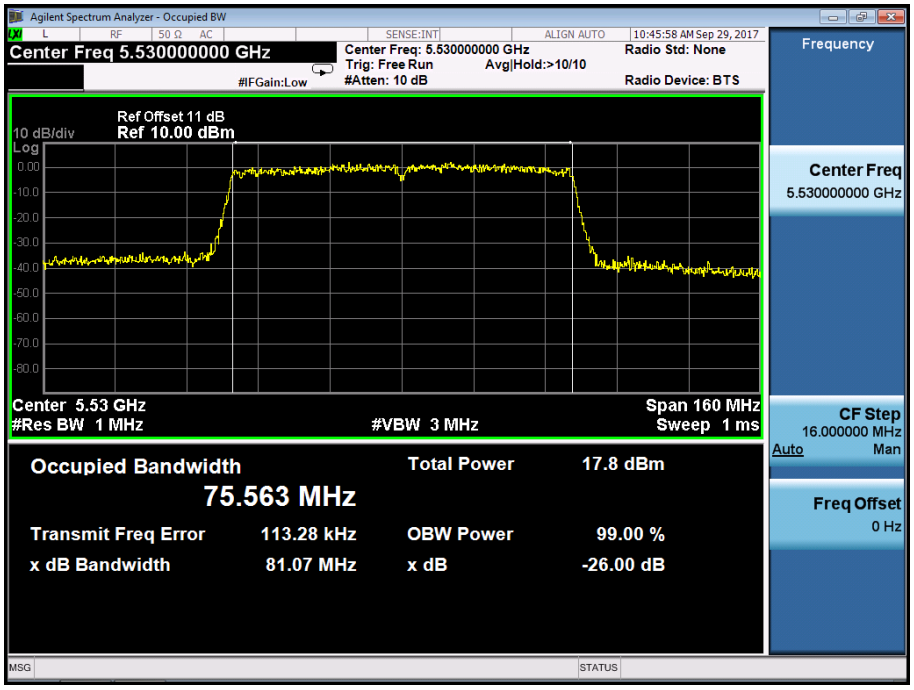

Emission Bandwidth&99% Occupied Bandwidth		UNII Band II-C	
Test Model	802.11ac(VHT80) mode	Frequency(MHz)	5610

Ant0

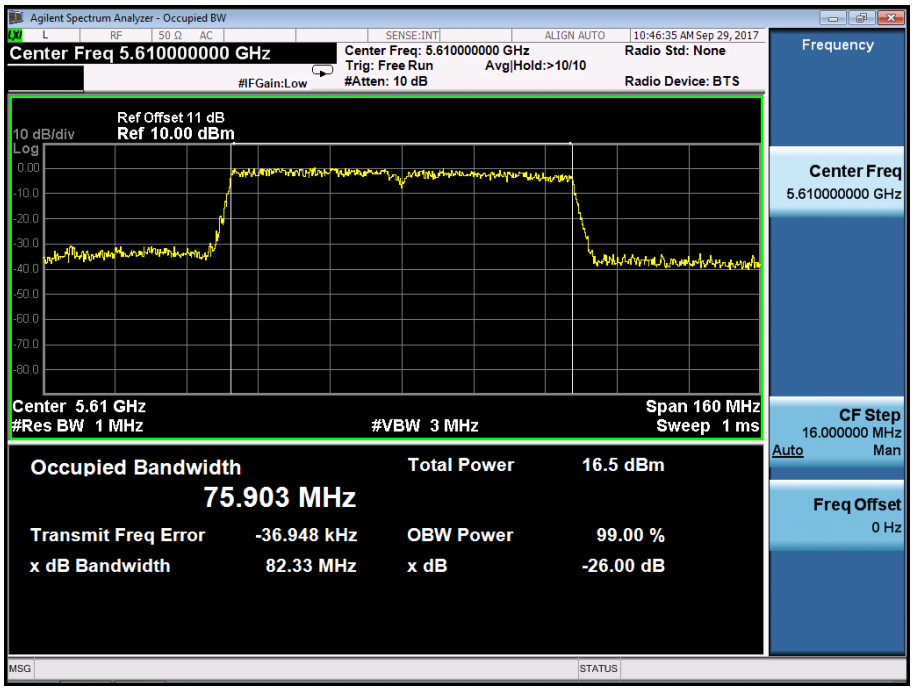

Ant1

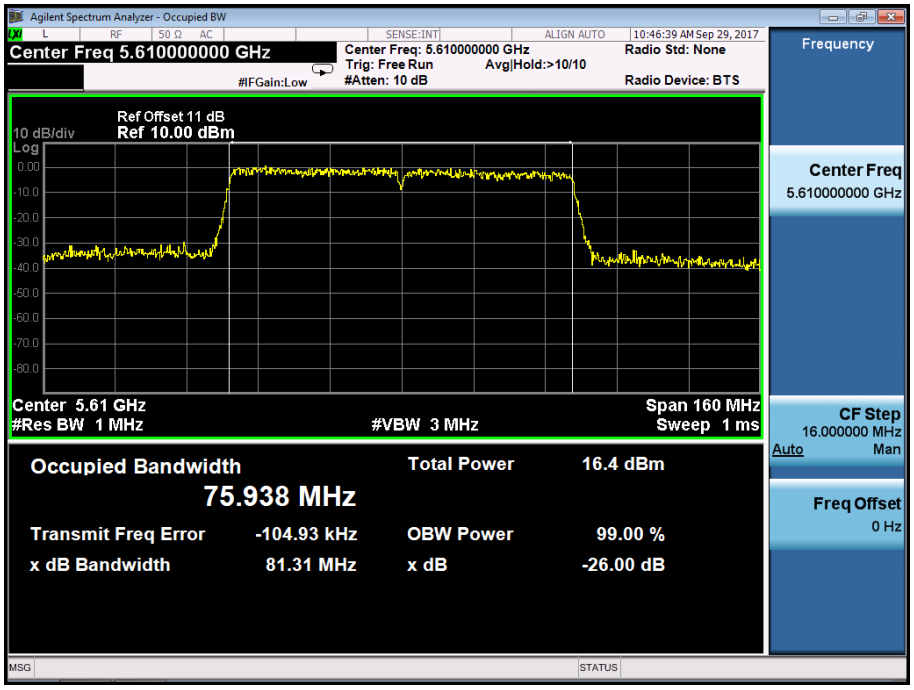

Emission Bandwidth&99% Occupied Bandwidth		UNII Band III	
Test Model	802.11ac(VHT80) mode	Frequency(MHz)	5775

Ant0

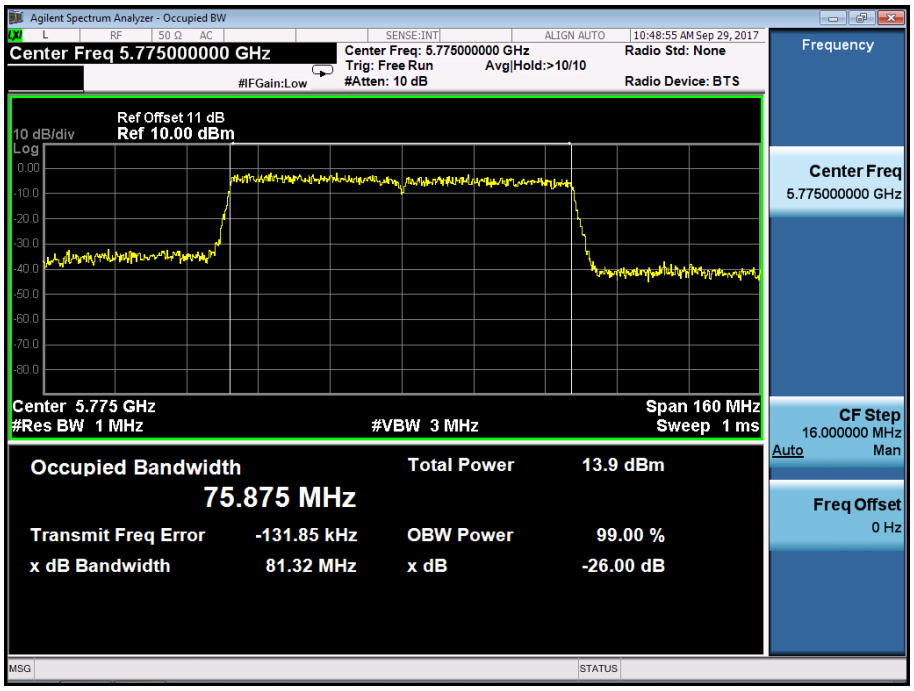

Ant1

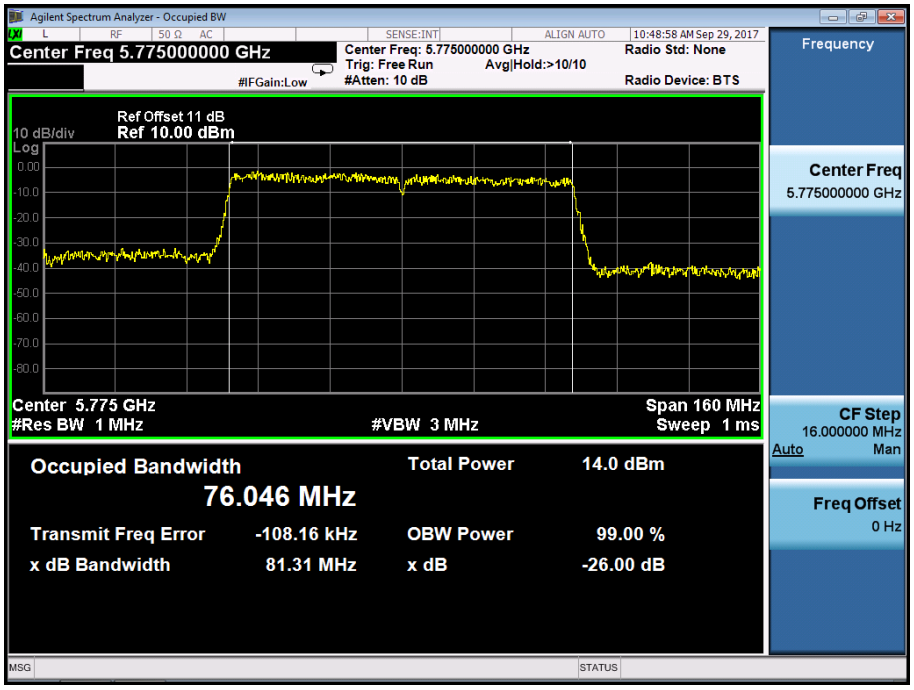

Minimum Emission Bandwidth		UNII Band III	
Test Model	802.11a mode	Frequency(MHz)	5745

Ant0

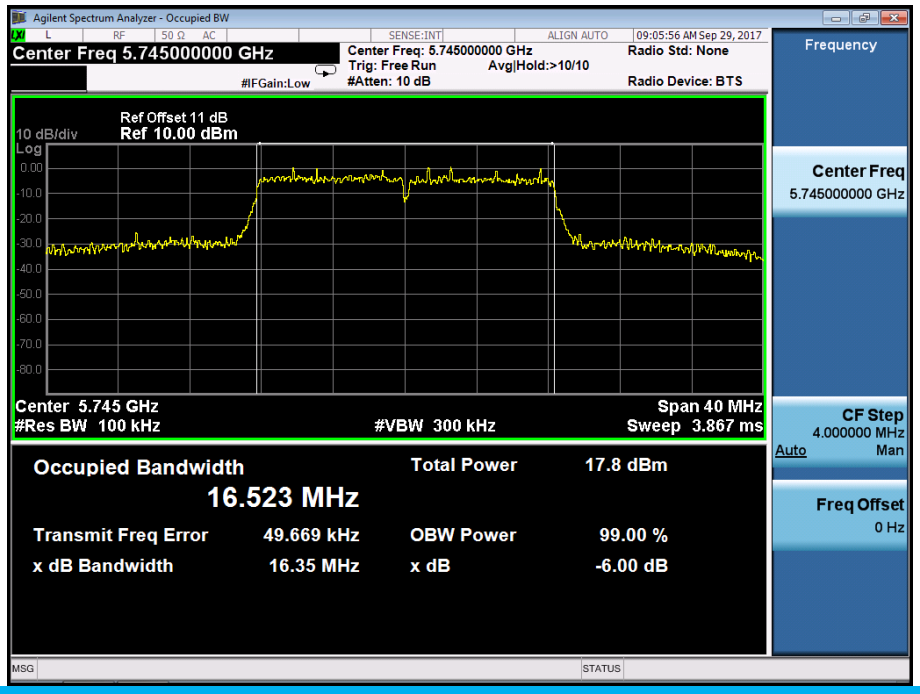

Ant1

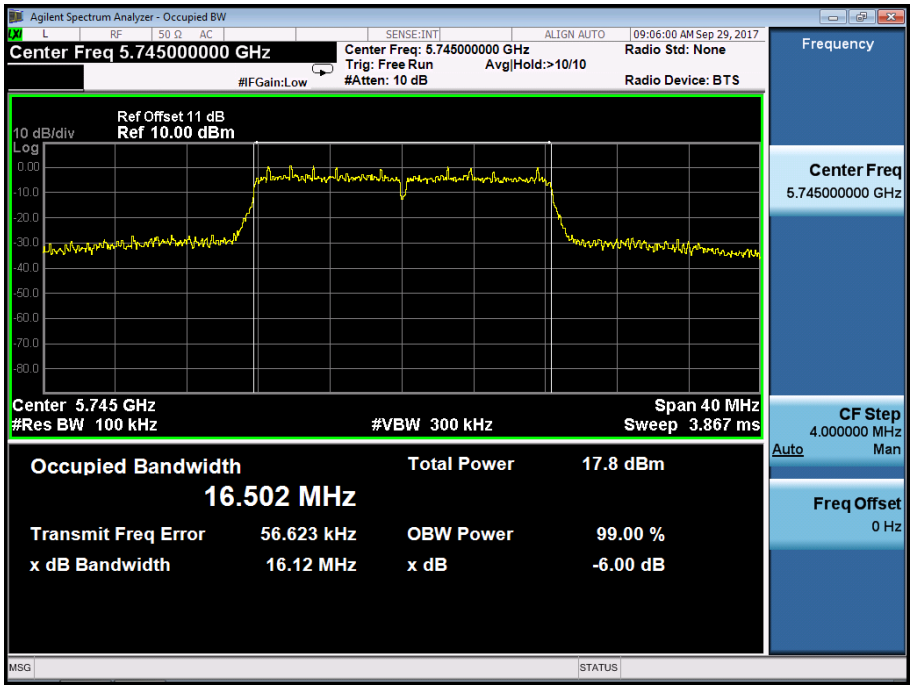

Minimum Emission Bandwidth		UNII Band III	
Test Model	802.11a mode	Frequency(MHz)	5785

Ant0

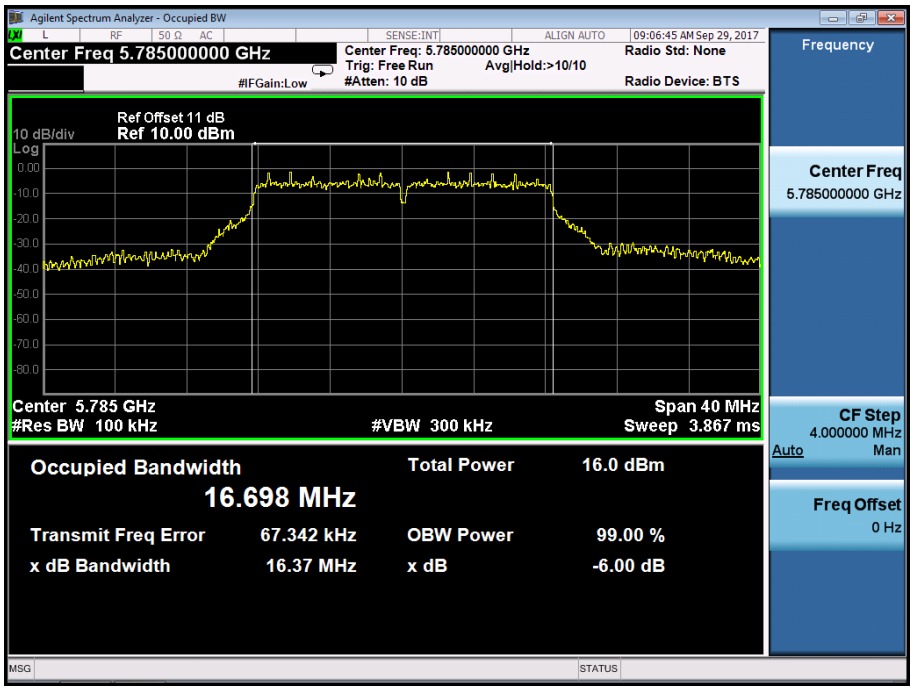

Ant1

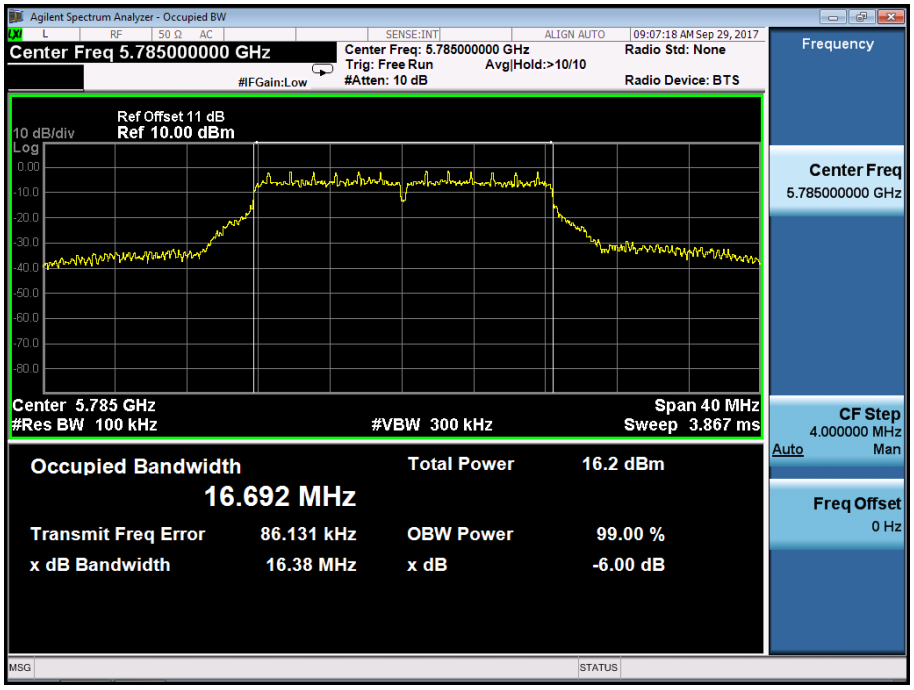

Minimum Emission Bandwidth		UNII Band III	
Test Model	802.11a mode	Frequency(MHz)	5825

Ant0

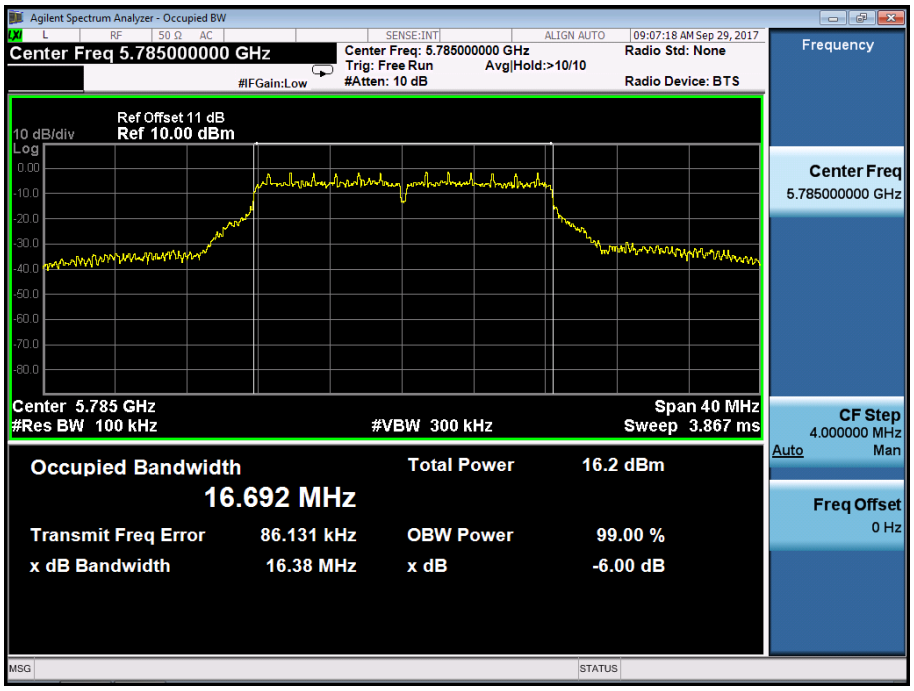

Ant1

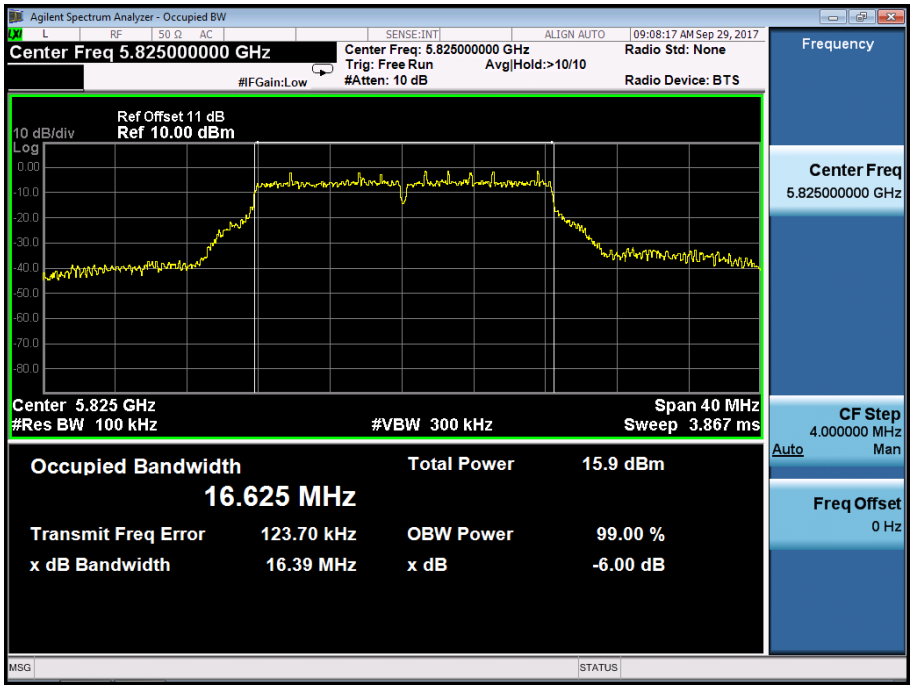

Minimum Emission Bandwidth		UNII Band III	
Test Model	802.11n(VHT20) mode	Frequency(MHz)	5745

Ant0

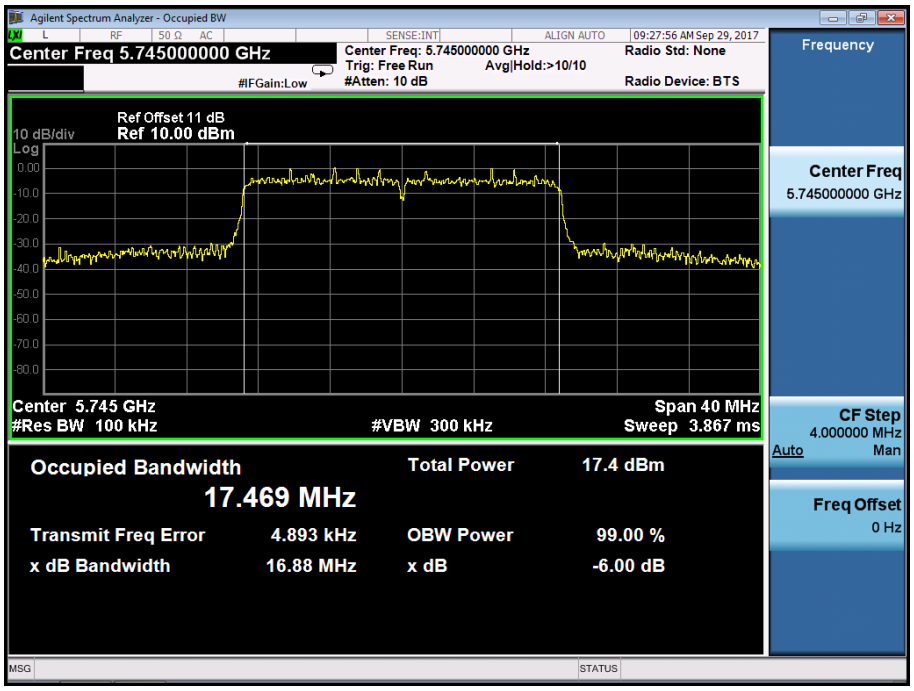

Ant1

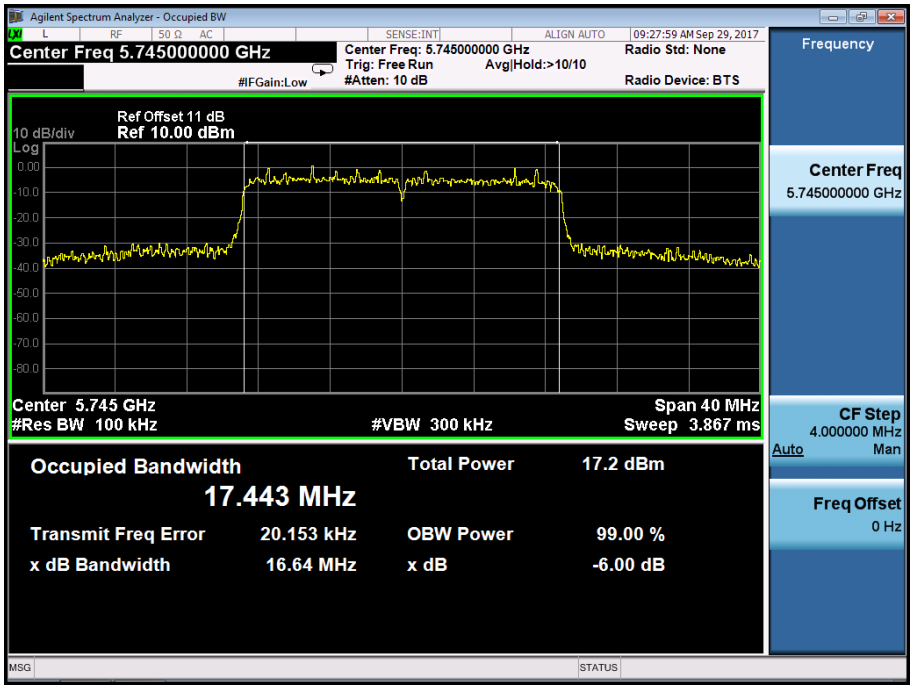

Minimum Emission Bandwidth		UNII Band III	
Test Model	802.11n(VHT20) mode	Frequency(MHz)	5785

Ant0

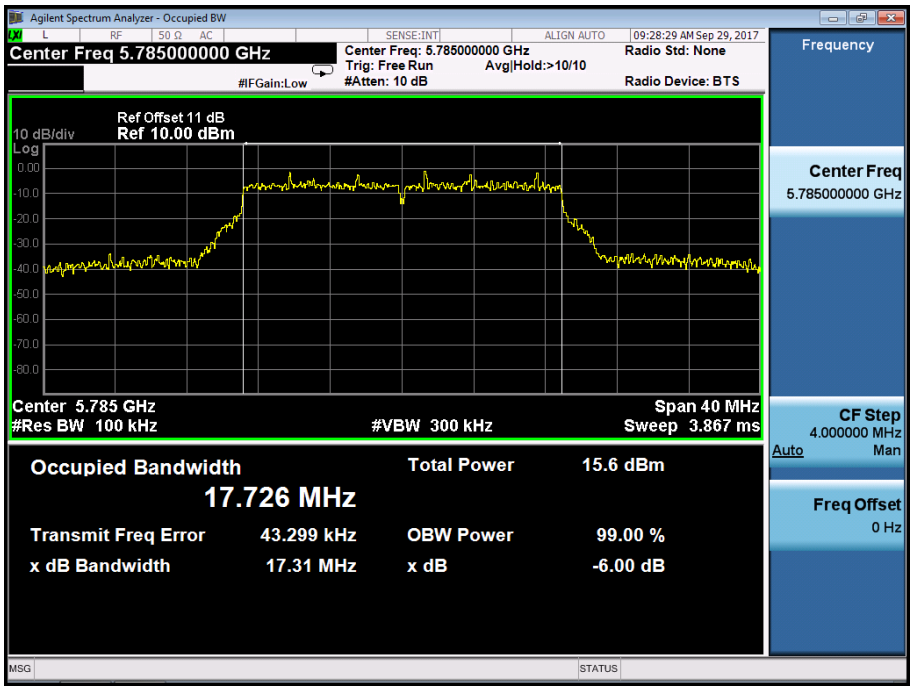

Ant1

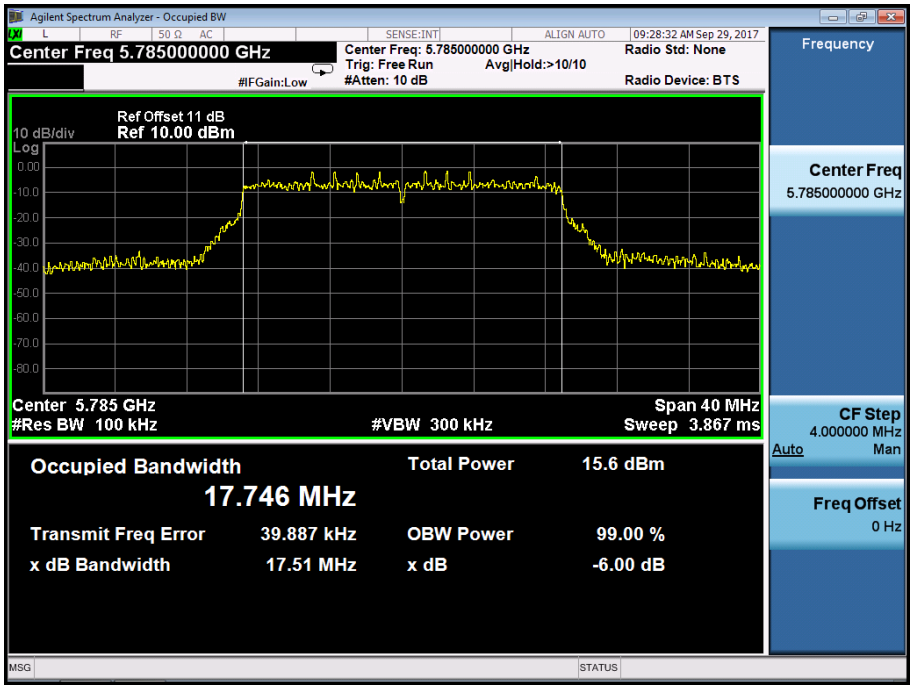

Minimum Emission Bandwidth		UNII Band III	
Test Model	802.11n(VHT20) mode	Frequency(MHz)	5825

Ant0

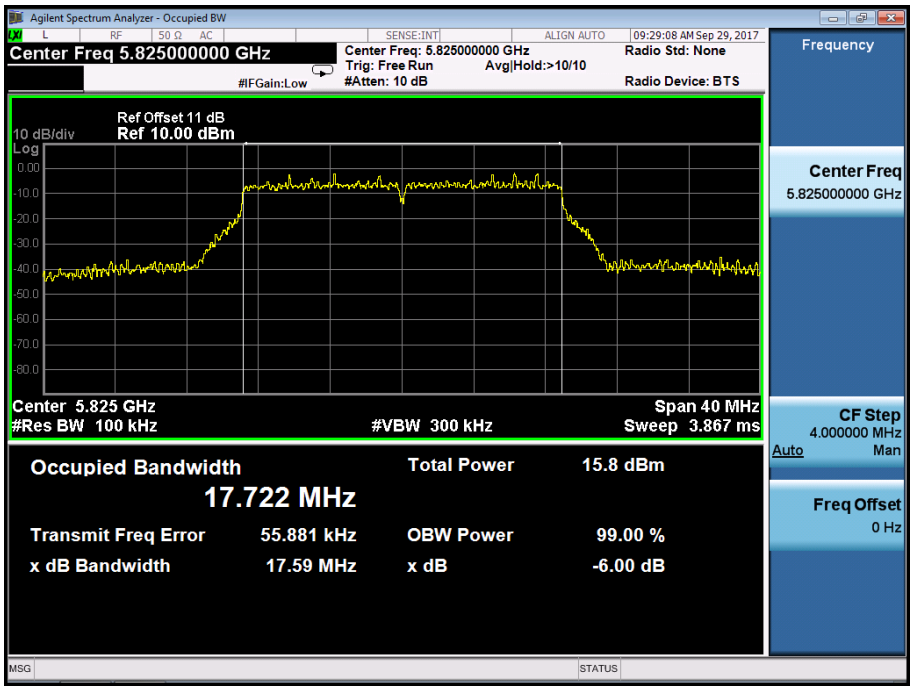

Ant1

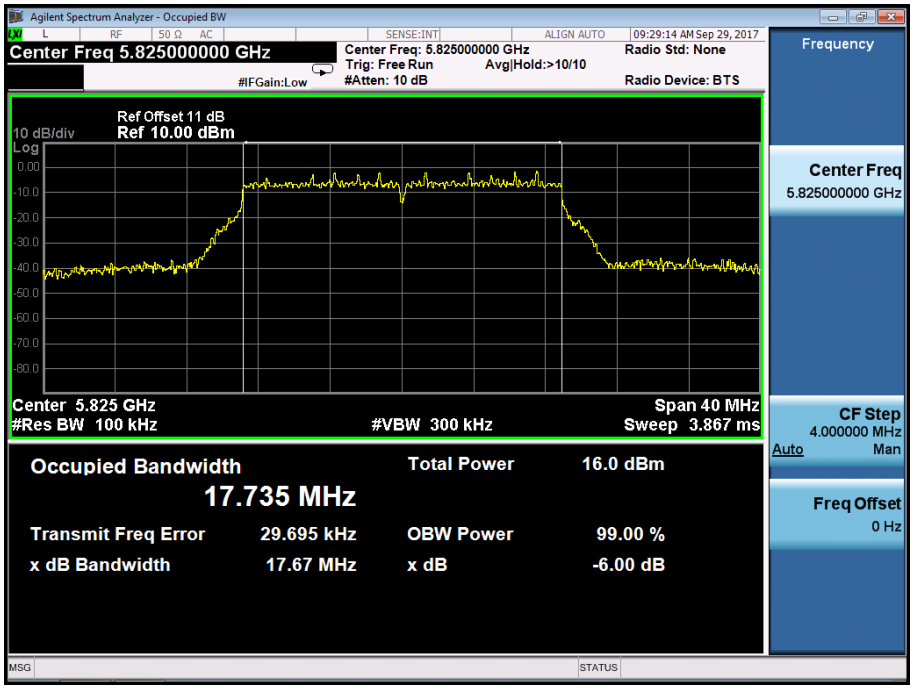

Minimum Emission Bandwidth		UNII Band III	
Test Model	802.11ac(VHT20) mode	Frequency(MHz)	5745

Ant0

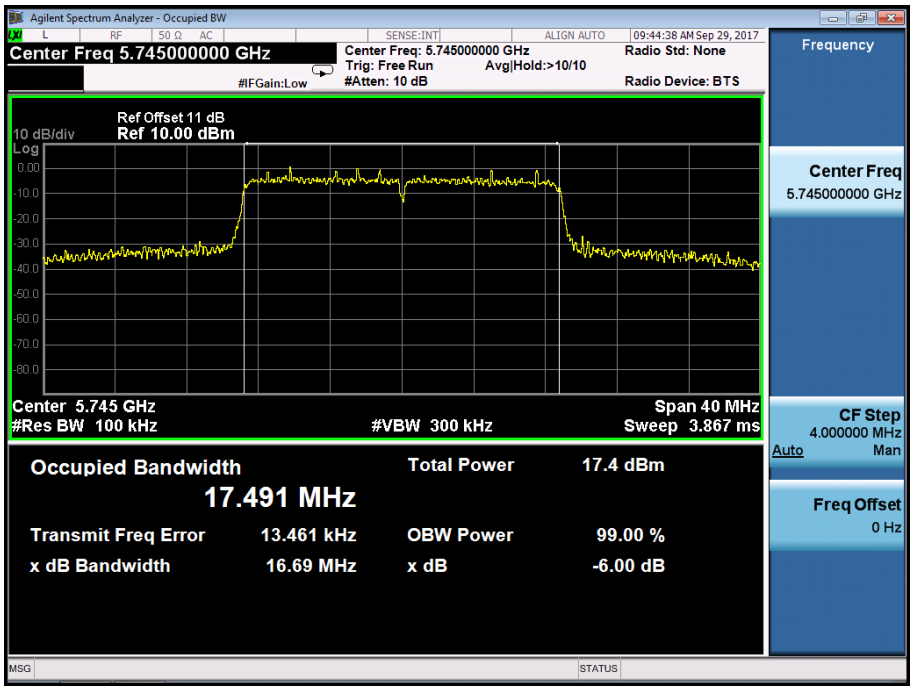

Ant1

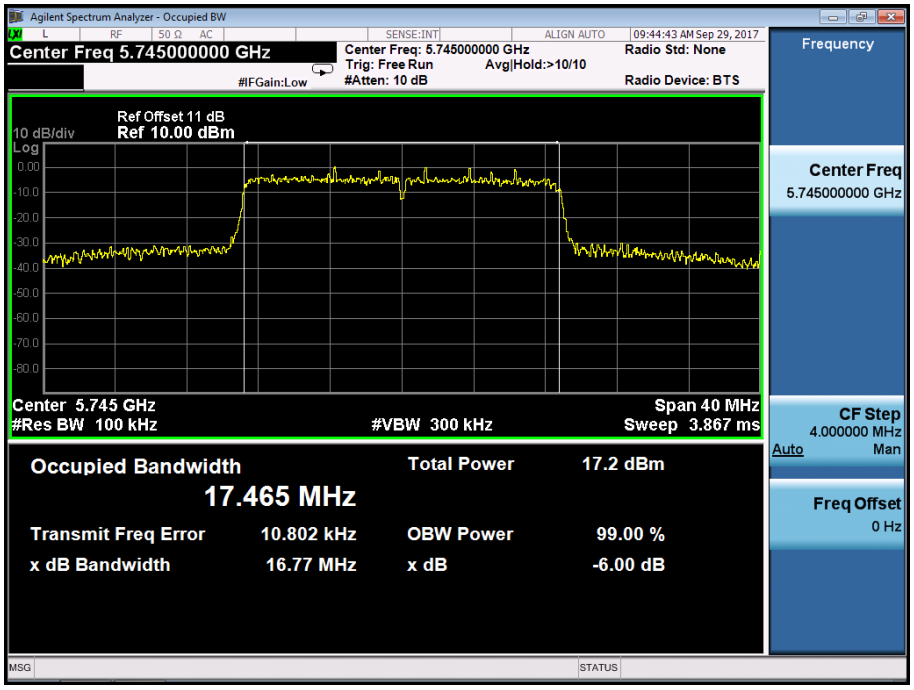

Minimum Emission Bandwidth		UNII Band III	
Test Model	802.11ac(VHT20) mode	Frequency(MHz)	5785

Ant0

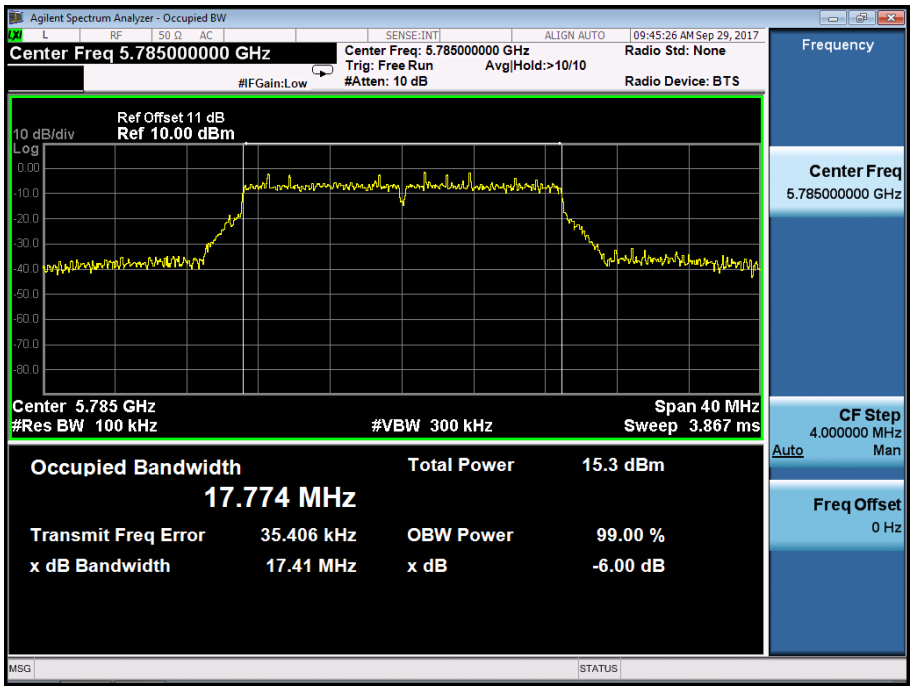

Ant1

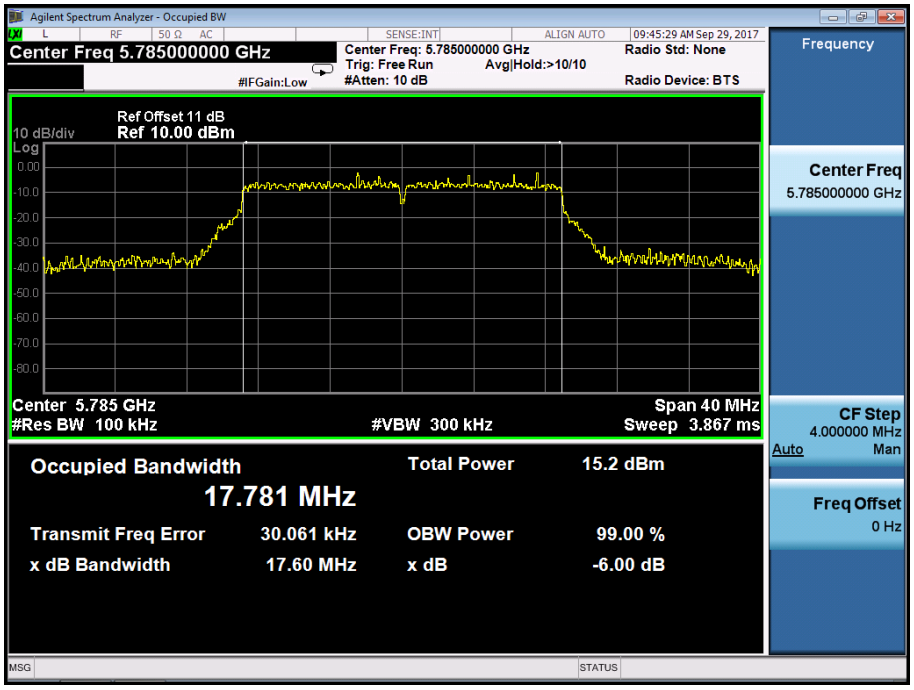

Minimum Emission Bandwidth		UNII Band III	
Test Model	802.11ac(VHT20) mode	Frequency(MHz)	5825

Ant0

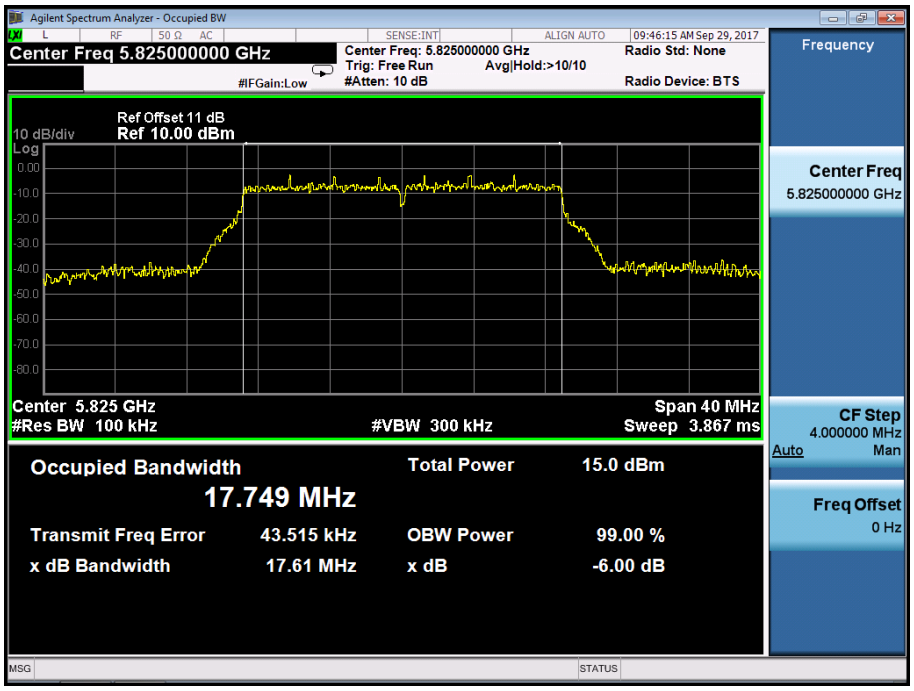

Ant1

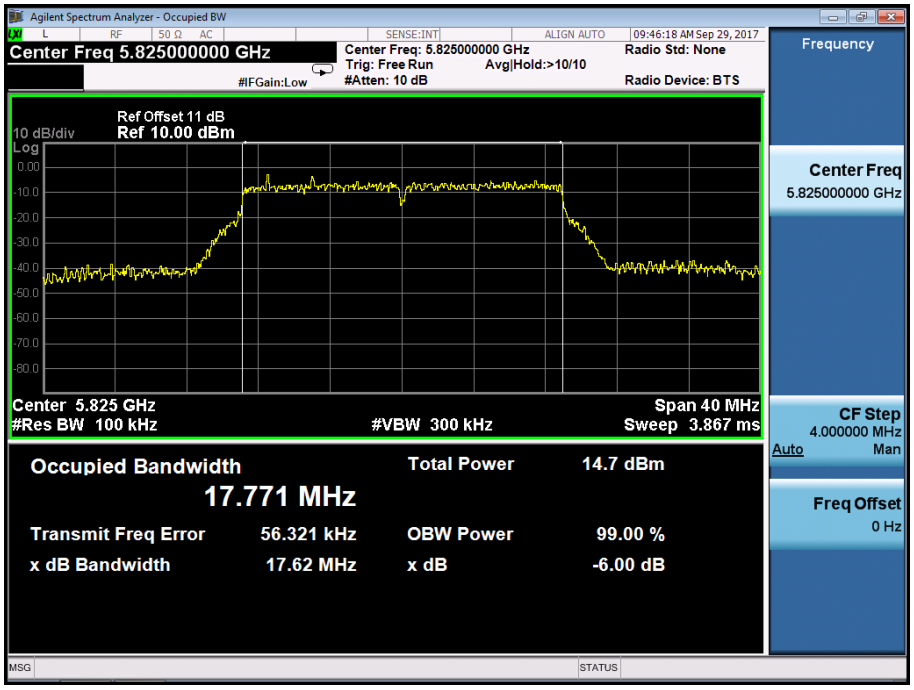

Minimum Emission Bandwidth		UNII Band III	
Test Model	802.11n(VHT40) mode	Frequency(MHz)	5755

Ant0

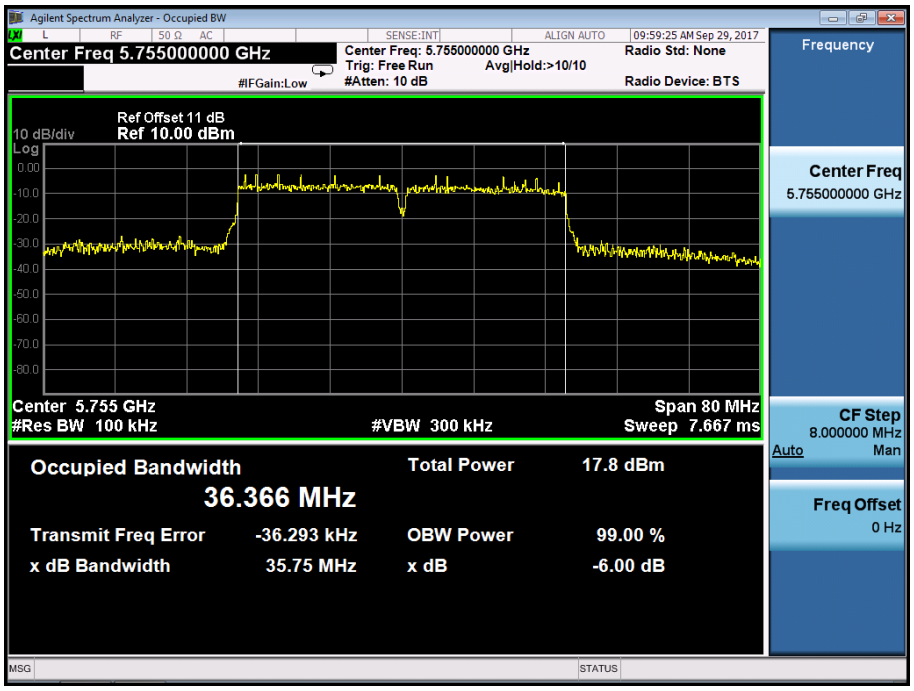

Ant1

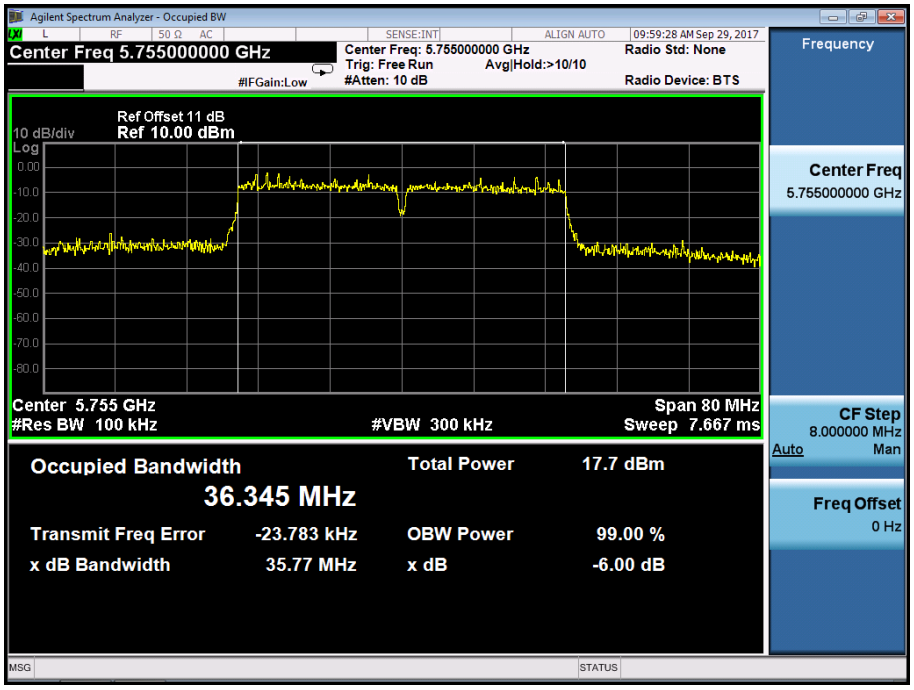

Minimum Emission Bandwidth		UNII Band III	
Test Model	802.11n(VHT40) mode	Frequency(MHz)	5795

Ant0

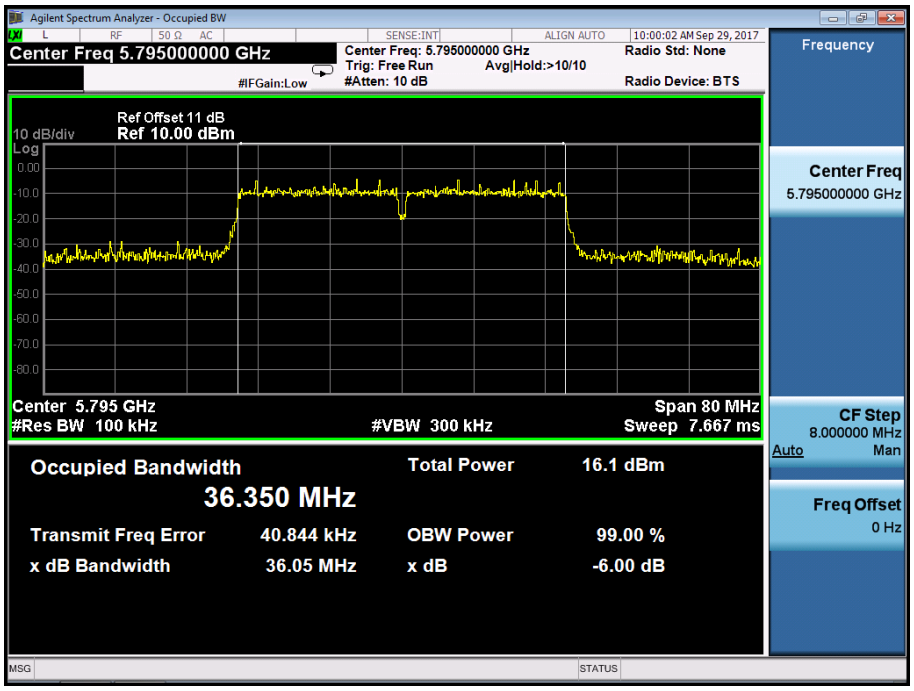

Ant1

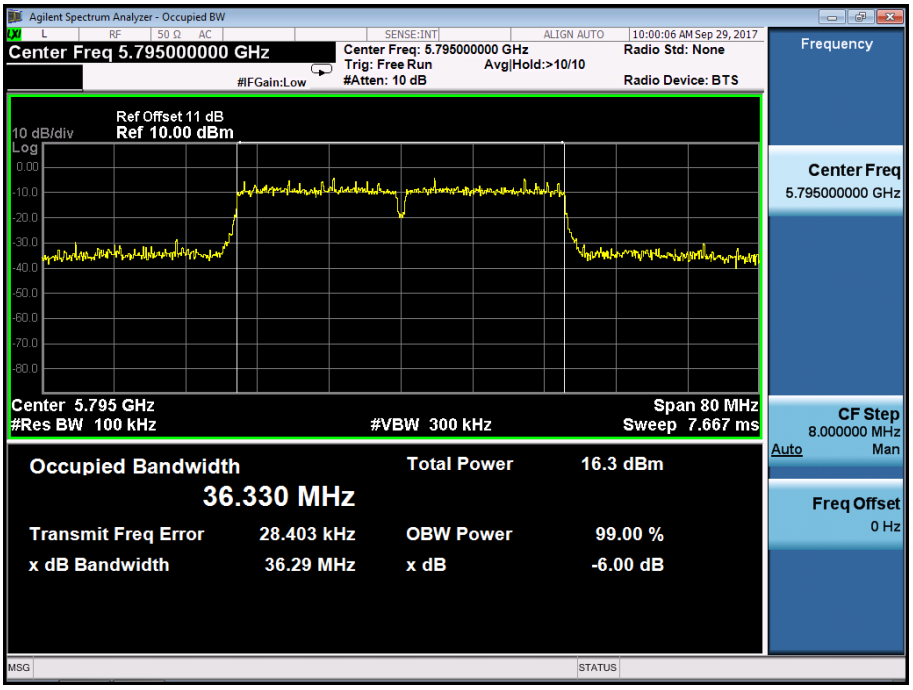

Minimum Emission Bandwidth		UNII Band III	
Test Model	802.11ac(VHT40) mode	Frequency(MHz)	5755

Ant0

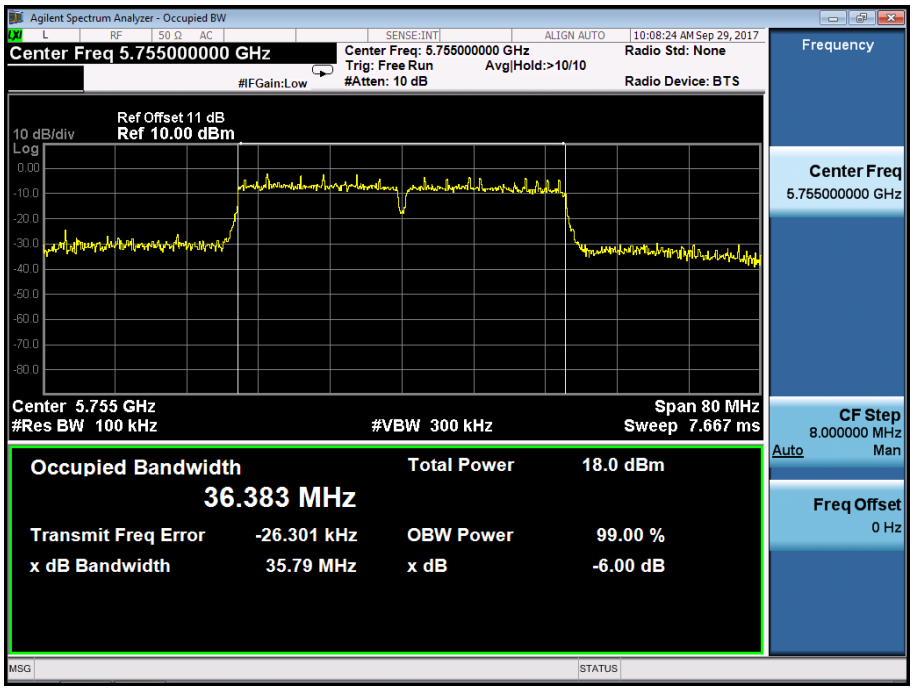

Ant1

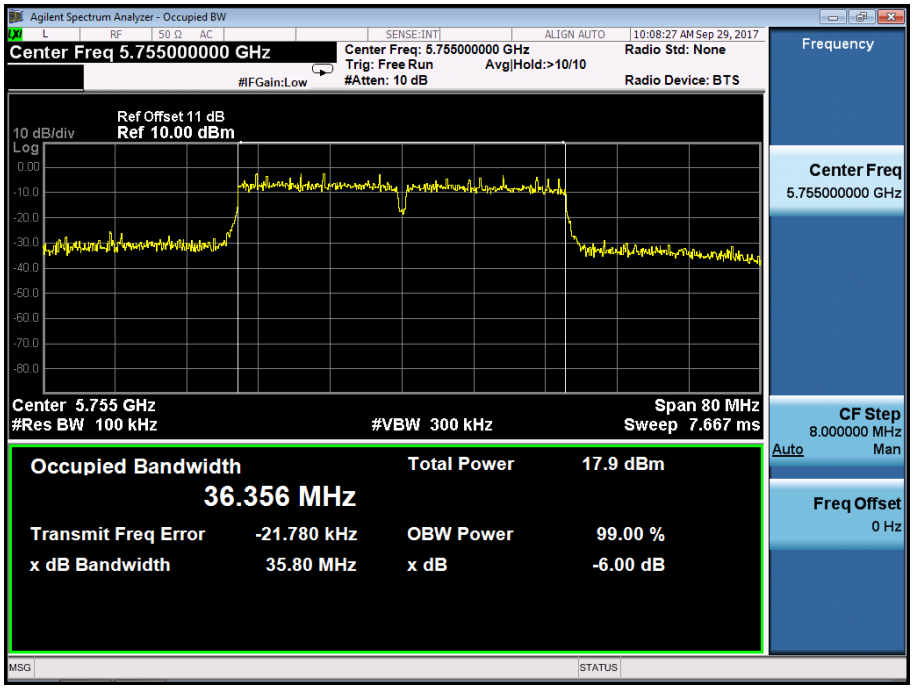

Minimum Emission Bandwidth		UNII Band III	
Test Model	802.11ac(VHT40) mode	Frequency(MHz)	5795

Ant0

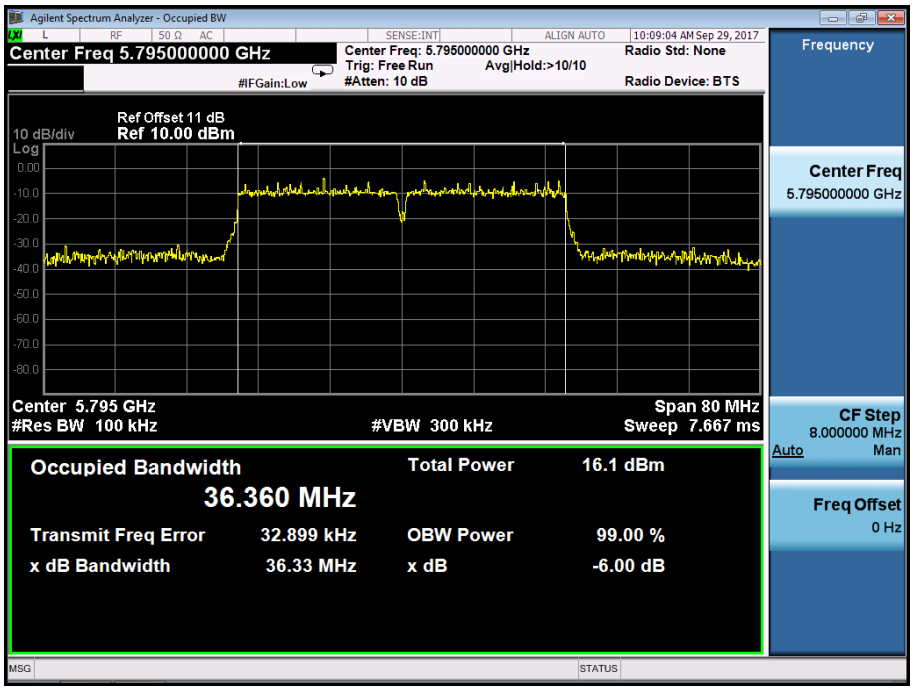

Ant1

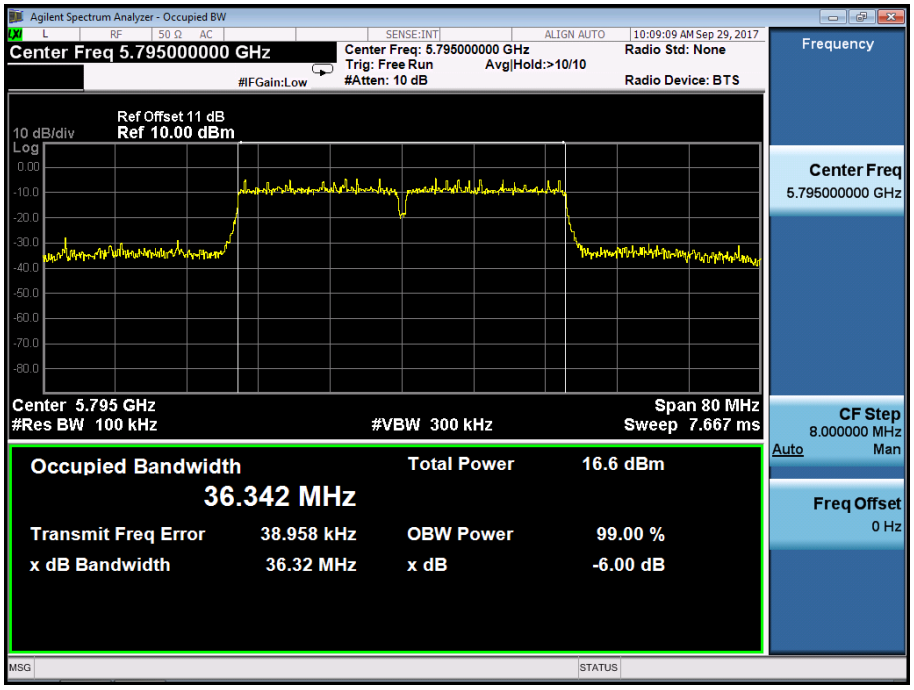

Minimum Emission Bandwidth		UNII Band III	
Test Model	802.11ac(VHT80) mode	Frequency(MHz)	5775

Ant0

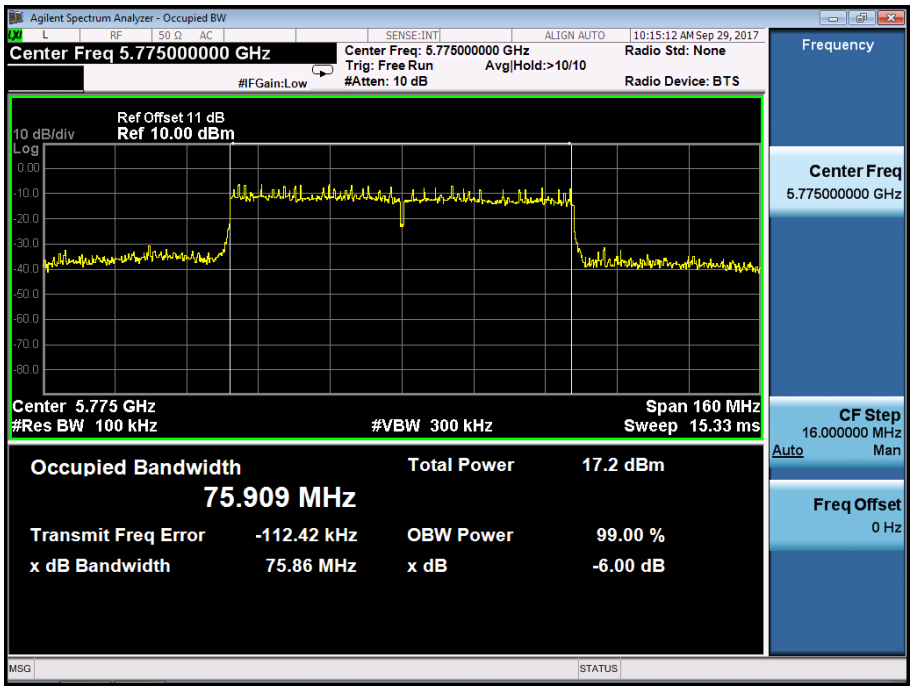

Ant1

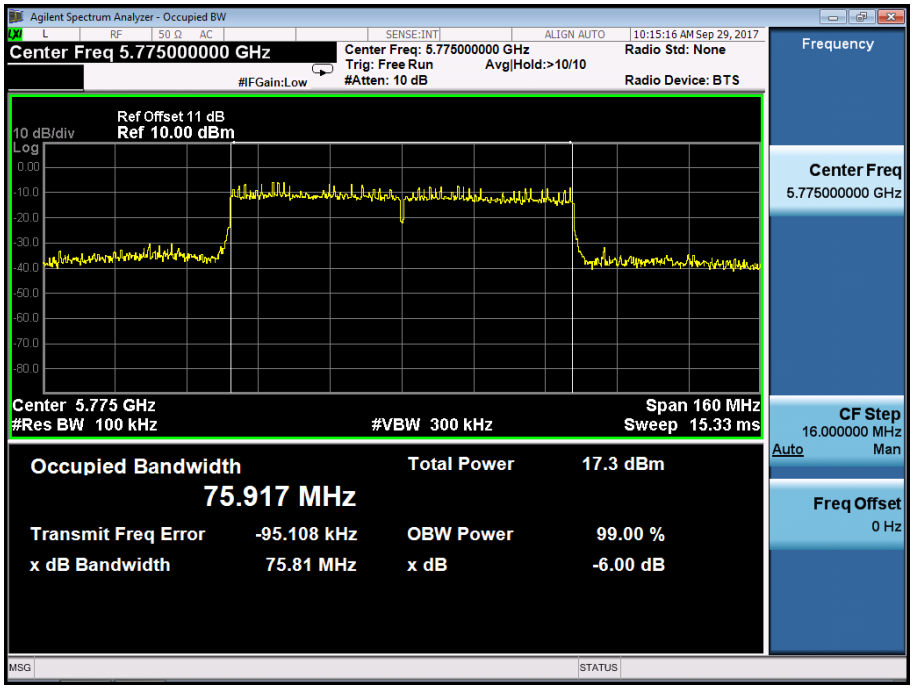

8.2 MAXIMUM CONDUCTED OUTPUT POWER

8.2.1 Applicable Standard

According to FCC Part 15.407(a)(1) for UNII Band I
According to FCC Part 15.407(a)(2) for UNII Band II-A and UNII Band II-C
According to FCC Part 15.407(a)(3) for UNII Band III
According to 789033 D02 Section II(E)

8.2.2 Conformance Limit

- For the band 5.15-5.25 GHz,

(a) (1) (i) For an outdoor access point operating in the band 5.15-5.25 GHz, the maximum conducted output power over the frequency band of operation shall not exceed 1 W provided the maximum antenna gain does not exceed 6 dBi. If transmitting antennas of directional gain greater than 6 dBi are used, both the maximum conducted output power and the maximum power spectral density shall be reduced by the amount in dB that the directional gain of the antenna exceeds 6 dBi. The maximum e.i.r.p. at any elevation angle above 30 degrees as measured from the horizon must not exceed 125 mW (21 dBm).
(a) (1) (ii) For an indoor access point operating in the band 5.15-5.25 GHz, the maximum conducted output power over the frequency band of operation shall not exceed 1 W provided the maximum antenna gain does not exceed 6 dBi. If transmitting antennas of directional gain greater than 6 dBi are used, both the maximum conducted output power and the maximum power spectral density shall be reduced by the amount in dB that the directional gain of the antenna exceeds 6 dBi.
(a) (1) (iii) For fixed point-to-point access points operating in the band 5.15-5.25 GHz, the maximum conducted output power over the frequency band of operation shall not exceed 1 W. Fixed point-to-point U-NII devices may employ antennas with directional gain up to 23 dBi without any corresponding reduction in the maximum conducted output power or maximum power spectral density. For fixed point-to-point transmitters that employ a directional antenna gain greater than 23 dBi, a 1 dB reduction in maximum conducted output power and maximum power spectral density is required for each 1 dB of antenna gain in excess of 23 dBi. Fixed, point-to-point operations exclude the use of point-to-multipoint systems, omnidirectional applications, and multiple collocated transmitters transmitting the same information. The operator of the U-NII device, or if the equipment is professionally installed, the installer, is responsible for ensuring that systems employing high gain directional antennas are used exclusively for fixed, point-to-point operations.
(a) (1) (iv) For mobile and portable client devices in the 5.15-5.25 GHz band, the maximum conducted output power over the frequency band of operation shall not exceed 250 mW provided the maximum antenna gain does not exceed 6 dBi. If transmitting antennas of directional gain greater than 6 dBi are used, both the maximum conducted output power and the maximum power spectral density shall be reduced by the amount in dB that the directional gain of the antenna exceeds 6 dBi.

- For the 5.25-5.35 GHz and 5.47-5.725 GHz bands

(a) (2) the maximum conducted output power over the frequency bands of operation shall not exceed the lesser of 250 mW or 11 dBm + 10 log B, where B is the 26 dB emission bandwidth in megahertz. In addition, the maximum power spectral density shall not exceed 11 dBm in any 1 megahertz band. If transmitting antennas of directional gain greater than 6 dBi are used, both the maximum conducted output power and the maximum power spectral density shall be reduced by the amount in dB that the directional gain of the antenna exceeds 6 dBi.

- For the band 5.725-5.85 GHz

(a) (3)For the band 5.725-5.85 GHz, the maximum conducted output power over the frequency band of operation shall not exceed 1 W. In addition, the maximum power spectral density shall not exceed 30 dBm in any 500-kHz band. If transmitting antennas of directional gain greater than 6 dBi are used, both the maximum conducted output power and the maximum power spectral density shall be reduced by the amount in dB that the directional gain of the antenna exceeds 6 dBi.

8.2.3 Test Configuration

Test according to clause 6.1 radio frequency test setup

8.2.4 Test Procedure

The maximum average conducted output power can be measured using Method PM-G (Measurement using a gated RF average power meter):
Measurements may be performed using a wideband gated RF power meter provided that the gate parameters are adjusted such that the power is measured only when the EUT is transmitting at its maximum power control level. Since the measurement is made only during the ON time of the transmitter, no duty cycle correction factor is required.

a. The Transmitter output (antenna port) was connected to the power meter.
b. Turn on the EUT and power meter and then record the power value.
c. Repeat above procedures on all channels needed to be tested.

8.2.5 Test Results

☒ 802.11a mode

Temperature : 28℃ Test Date : September 28, 2017
Humidity : 65 % Test By: King Kong

Band	Channel Number	Channel Freq. (MHz)	Conducted Output Power(dBm)		Limit (dBm)	Verdict
			Ant0	Ant1		
UNII Band I	CH36	5180	13.58	13.61	24	Pass
	CH40	5200	13.49	13.73	24	Pass
	CH48	5240	13.34	13.62	24	Pass
UNII Band II-A	CH52	5260	13.46	13.39	24	Pass
	CH56	5280	13.70	13.38	24	Pass
	CH64	5320	13.48	13.65	24	Pass
UNII Band II-C	CH100	5500	13.53	13.45	24	Pass
	CH120	5600	13.48	13.61	24	Pass
	CH140	5700	13.63	13.59	24	Pass
UNII Band III	CH149	5745	12.39	12.18	30	Pass
	CH157	5785	12.23	12.19	30	Pass
	CH165	5825	12.20	12.35	30	Pass
Note: N/A (Not Applicable)						

☒ 802.11n(HT20) mode

Temperature : 28℃ Test Date : September 28, 2017
Humidity : 65 % Test By: King Kong

Band	Channel Number	Channel Freq. (MHz)	Conducted Output Power(dBm)			Limit (dBm)	Verdict
			Ant0	Ant1	Ant0+Ant1		
UNII Band I	CH36	5180	12.38	12.23	15.316	22.46	Pass
	CH40	5200	12.13	12.08	15.115	22.46	Pass
	CH48	5240	12.32	12.04	15.193	22.46	Pass
UNII Band II-A	CH52	5260	12.04	12.07	15.065	22.46	Pass
	CH56	5280	12.25	12.42	15.346	22.46	Pass
	CH64	5320	12.08	12.33	15.217	22.46	Pass
UNII Band II-C	CH100	5500	12.61	12.06	15.354	22.46	Pass
	CH120	5600	12.25	12.4	15.336	22.46	Pass
	CH140	5700	12.35	12.11	15.242	22.46	Pass
UNII Band III	CH149	5745	12.01	11.39	14.721	28.46	Pass
	CH157	5785	11.66	11.51	14.596	28.46	Pass
	CH165	5825	11.97	11.53	14.766	28.46	Pass

☒ 802.11ac(VHT20) mode

Temperature : 28℃ Test Date : September 28, 2017
Humidity : 65 % Test By: King Kong

Band	Channel Number	Channel Freq. (MHz)	Conducted Output Power(dBm)			Limit (dBm)	Verdict
			Ant0	Ant1	Ant0+Ant1		
UNII Band I	CH36	5180	12.16	12.19	15.185	22.46	Pass
	CH40	5200	12.07	12.36	15.228	22.46	Pass
	CH48	5240	12.13	12.38	15.267	22.46	Pass
UNII Band II-A	CH52	5260	12.5	12.07	15.301	22.46	Pass
	CH56	5280	12.36	12.25	15.316	22.46	Pass
	CH64	5320	12.18	11.98	15.091	22.46	Pass
UNII Band II-C	CH100	5500	12.35	12.36	15.365	22.46	Pass
	CH120	5600	12.19	12.19	15.200	22.46	Pass
	CH140	5700	12.24	12.22	15.240	22.46	Pass
UNII Band III	CH149	5745	11.53	11.87	14.714	28.46	Pass
	CH157	5785	12.08	11.78	14.943	28.46	Pass
	CH165	5825	11.88	11.83	14.865	28.46	Pass

☒ 802.11n(HT40) mode

Temperature : 28℃ Test Date : September 28, 2017
Humidity : 65 % Test By: King Kong

Band	Channel Number	Channel Freq. (MHz)	Conducted Output Power(dBm)			Limit (dBm)	Verdict
			Ant0	Ant1	Ant0+Ant1		
UNII Band I	CH38	5190	12.15	12.11	15.140	22.46	Pass
	CH46	5230	12.36	12.48	15.431	22.46	Pass
UNII Band II-A	CH54	5270	12.44	12.26	15.361	22.46	Pass
	CH62	5310	12.2	12.05	15.136	22.46	Pass
UNII Band II-C	CH102	5510	12.19	12.04	15.126	22.46	Pass
	CH118	5590	12.36	12.07	15.228	22.46	Pass
	CH134	5670	12.17	11.97	15.081	22.46	Pass
UNII Band III	CH151	5755	11.67	11.89	14.792	28.46	Pass
	CH159	5795	11.63	11.81	14.731	28.46	Pass

☒ 802.11ac(VHT40) mode

Temperature : 28℃ Test Date : September 28, 2017
Humidity : 65 % Test By: King Kong

Band	Channel Number	Channel Freq. (MHz)	Conducted Output Power(dBm)			Limit (MHz)	Verdict
			Ant0	Ant1	Ant0+Ant1		
UNII Band I	CH38	5190	12.23	12.1	15.176	22.46	Pass
	CH46	5230	12.26	11.99	15.137	22.46	Pass
UNII Band II-A	CH54	5270	12.44	11.86	15.170	22.46	Pass
	CH62	5310	11.99	12.06	15.035	22.46	Pass
UNII Band II-C	CH102	5510	12.22	11.83	15.040	22.46	Pass
	CH118	5590	12.22	11.98	15.112	22.46	Pass
	CH134	5670	11.98	12.33	15.169	22.46	Pass
UNII Band III	CH151	5755	11.77	11.44	14.618	28.46	Pass
	CH159	5795	11.72	11.68	14.710	28.46	Pass

☒ 802.11ac(VHT80) mode

Temperature :	28℃	Test Date :	September 28, 2017
Humidity :	65 %	Test By:	King Kong

Band	Channel Number	Channel Freq. (MHz)	Conducted Output Power(dBm)			Limit (dBm)	Verdict
			Ant0	Ant1	Ant0+Ant1		
UNII Band I	CH42	5210	12.02	11.86	14.951	22.46	Pass
UNII Band II-A	CH58	5290	11.78	12.1	14.953	22.46	Pass
UNII Band II-C	CH106	5530	11.75	12.08	14.928	22.46	Pass
	CH122	5610	12.25	11.71	14.999	22.46	Pass
UNII Band III	CH155	5775	11.49	11.56	14.535	28.46	Pass

Duty cycle=100%

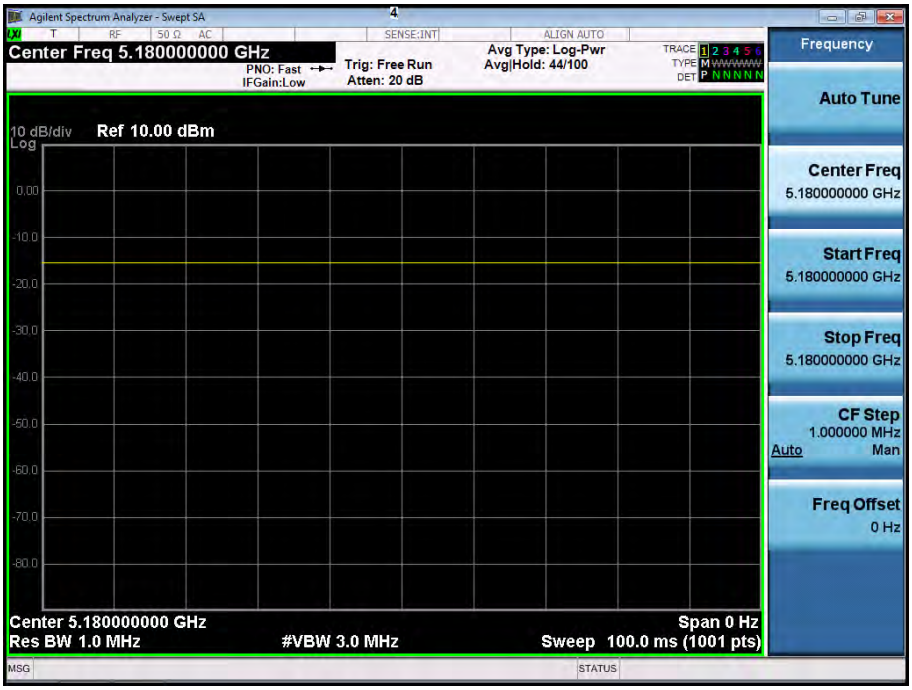

8.3 MAXIMUM PEAK POWER DENSITY

8.3.1 Applicable Standard

According to FCC Part 15.407(a)(1) for UNII Band I
According to FCC Part 15.407(a)(2) for UNII Band II-A and UNII Band II-C
According to FCC Part 15.407(a)(3) for UNII Band III
According to 789033 D02 Section II(F)

8.3.2 Conformance Limit

- For the band 5.15-5.25 GHz,

(a) (1) (i) For an outdoor access point operating in the band 5.15-5.25 GHz, the maximum conducted output power over the frequency band of operation shall not exceed 1 W provided the maximum antenna gain does not exceed 6 dBi. If transmitting antennas of directional gain greater than 6 dBi are used, both the maximum conducted output power and the maximum power spectral density shall be reduced by the amount in dB that the directional gain of the antenna exceeds 6 dBi. The maximum e.i.r.p. at any elevation angle above 30 degrees as measured from the horizon must not exceed 125 mW (21 dBm).
(a) (1) (ii) For an indoor access point operating in the band 5.15-5.25 GHz, the maximum conducted output power over the frequency band of operation shall not exceed 1 W provided the maximum antenna gain does not exceed 6 dBi. If transmitting antennas of directional gain greater than 6 dBi are used, both the maximum conducted output power and the maximum power spectral density shall be reduced by the amount in dB that the directional gain of the antenna exceeds 6 dBi.
(a) (1) (iii) For fixed point-to-point access points operating in the band 5.15-5.25 GHz, the maximum conducted output power over the frequency band of operation shall not exceed 1 W. Fixed point-to-point U-NII devices may employ antennas with directional gain up to 23 dBi without any corresponding reduction in the maximum conducted output power or maximum power spectral density. For fixed point-to-point transmitters that employ a directional antenna gain greater than 23 dBi, a 1 dB reduction in maximum conducted output power and maximum power spectral density is required for each 1 dB of antenna gain in excess of 23 dBi. Fixed, point-to-point operations exclude the use of point-to-multipoint systems, omnidirectional applications, and multiple collocated transmitters transmitting the same information. The operator of the U-NII device, or if the equipment is professionally installed, the installer, is responsible for ensuring that systems employing high gain directional antennas are used exclusively for fixed, point-to-point operations.
(a) (1) (iv) For mobile and portable client devices in the 5.15-5.25 GHz band, the maximum conducted output power over the frequency band of operation shall not exceed 250 mW provided the maximum antenna gain does not exceed 6 dBi. If transmitting antennas of directional gain greater than 6 dBi are used, both the maximum conducted output power and the maximum power spectral density shall be reduced by the amount in dB that the directional gain of the antenna exceeds 6 dBi.

- For the 5.25-5.35 GHz and 5.47-5.725 GHz bands

(b) (2) the maximum conducted output power over the frequency bands of operation shall not exceed the lesser of 250 mW or 11 dBm + 10 log B, where B is the 26 dB emission bandwidth in megahertz. In addition, the maximum power spectral density shall not exceed 11 dBm in any 1 megahertz band. If transmitting antennas of directional gain greater than 6 dBi are used, both the maximum conducted output power and the maximum power spectral density shall be reduced by the amount in dB that the directional gain of the antenna exceeds 6 dBi.

- For the band 5.725-5.85 GHz

(a) (3)For the band 5.725-5.85 GHz, the maximum conducted output power over the frequency band of operation shall not exceed 1 W. In addition, the maximum power spectral density shall not exceed 30 dBm in any 500-kHz band. If transmitting antennas of directional gain greater than 6 dBi are used, both the maximum conducted output power and the maximum power spectral density shall be reduced by the amount in dB that the directional gain of the antenna exceeds 6 dBi.

8.3.3 Test Configuration

Test according to clause 6.1 radio frequency test setup

8.3.4 Test Procedure

Methods refer to FCC KDB 789033

1) Create an average power spectrum for the EUT operating mode being tested by following the instructions in section E)2) for measuring maximum conducted output power using a spectrum analyzer or EMI receiver: select the appropriate test method (SA-3, or alternatives to each) and apply it up to, but not including, the step labeled, “Compute power…”.

2) Use the peak search function on the instrument to find the peak of the spectrum.

3) The result is the PPSD.
4) The above procedures make use of 500kHz resolution bandwidth to satisfy the 500kHz measurement bandwidth specified in the 15.407(a)(5). That rule section also permits use of resolution bandwidths less than 1 MHz “provided that the measured power is integrated to show the total power over the measurement bandwidth” (i.e., 1 MHz). If measurements are performed using a reduced resolution bandwidth and integrated over 500kHz bandwidth
Note: As a practical matter, it is recommended to use reduced RBW of 500 kHz for the sections 5.c) and 5.d) above, since RBW=500 kHz is available on nearly all spectrum analyzers.

8.3.5 Test Results

☒ 802.11a mode

Temperature : 28℃ Test Date : September 29, 2017
Humidity : 65 % Test By: King Kong

Band	Channel Number	Channel Freq. (MHz)	Power Spectral Density		Limit	Verdict
			Ant0	Ant1		
UNII Band I	CH36	5180	-1.301	-1.03	≤10dBm/1MHz	Pass
	CH40	5200	-2.252	-2.364	≤10dBm/1MHz	Pass
	CH48	5240	-1.696	-2.01	≤10dBm/1MHz	Pass
UNII Band II-A	CH52	5260	-2.076	-2.371	≤10dBm/1MHz	Pass
	CH56	5280	-2.916	-2.289	≤10dBm/1MHz	Pass
	CH64	5320	-2.921	-2.661	≤10dBm/1MHz	Pass
UNII Band II-C	CH100	5500	-2.424	-2.853	≤10dBm/1MHz	Pass
	CH120	5600	-3.387	-3.9	≤10dBm/1MHz	Pass
	CH140	5700	-3.586	-3.467	≤10dBm/1MHz	Pass
UNII Band III	CH149	5745	-5.347	-5.309	≤30dBm/500KHz	Pass
	CH157	5785	-8.065	-8.055	≤30dBm/500KHz	Pass
	CH165	5825	-8.78	-8.492	≤30dBm/500KHz	Pass

Note:
N/A (Not Applicable)

☒ 802.11n(VHT20) mode

Temperature : 28℃ Test Date : September 29, 2017
Humidity : 65 % Test By: King Kong

Band	Channel Number	Channel Freq. (MHz)	Power Spectral Density			Limit	Verdict
			Ant0	Ant1	Ant0+Ant1		
UNII Band I	CH36	5180	-1.276	-1.265	1.740	≤9.46dBm/1MHz	Pass
	CH40	5200	-1.654	-1.562	1.403	≤9.46dBm/1MHz	Pass
	CH48	5240	-2.057	-2.082	0.941	≤9.46dBm/1MHz	Pass
UNII Band II-A	CH52	5260	-2.514	-2.625	0.441	≤9.46dBm/1MHz	Pass
	CH56	5280	-2.578	-2.49	0.477	≤9.46dBm/1MHz	Pass
	CH64	5320	-2.213	-2.395	0.707	≤9.46dBm/1MHz	Pass
UNII Band II-C	CH100	5500	-3.108	-2.816	0.051	≤9.46dBm/1MHz	Pass
	CH120	5600	-3.594	-3.591	-0.582	≤9.46dBm/1MHz	Pass
	CH140	5700	-2.816	-3.18	0.016	≤9.46dBm/1MHz	Pass
UNII Band III	CH149	5745	-3.302	-4.482	-0.842	≤28.46dBm/500KHz	Pass
	CH157	5785	-6.002	-6.256	-3.117	≤28.46dBm/500KHz	Pass
	CH165	5825	-6.115	-5.97	-3.032	≤28.46dBm/500KHz	Pass

☒ 802.11ac(VHT20) mode

Temperature : 28℃ Test Date : October 11, 2017
Humidity : 65 % Test By: King Kong

Band	Channel Number	Channel Freq. (MHz)	Power Spectral Density			Limit	Verdict
			Ant0	Ant1	Ant0+Ant1		
UNII Band I	CH36	5180	-2.034	-2.27	0.860	≤9.46dBm/1MHz	Pass
	CH40	5200	-2.467	-2.256	0.650	≤9.46dBm/1MHz	Pass
	CH48	5240	-2.12	-2.6	0.657	≤9.46dBm/1MHz	Pass
UNII Band II-A	CH52	5260	-3.123	-2.913	-0.006	≤9.46dBm/1MHz	Pass
	CH56	5280	-3.435	-2.892	-0.145	≤9.46dBm/1MHz	Pass
	CH64	5320	-2.645	-2.826	0.276	≤9.46dBm/1MHz	Pass
UNII Band II-C	CH100	5500	-3.679	-3.216	-0.431	≤9.46dBm/1MHz	Pass
	CH120	5600	-5.193	-5.113	-2.143	≤9.46dBm/1MHz	Pass
	CH140	5700	-4.671	-4.782	-1.716	≤9.46dBm/1MHz	Pass
UNII Band III	CH149	5745	-6.163	-6.504	-3.320	≤30dBm/500KHz	Pass
	CH157	5785	-7.781	-7.346	-4.548	≤28.46dBm/500KHz	Pass
	CH165	5825	-7.536	-7.617	-4.566	≤28.46dBm/500KHz	Pass

☒ 802.11n(VHT40) mode

Temperature : 28℃ Test Date : October 11, 2017
Humidity : 65 % Test By: King Kong

Band	Channel Number	Channel Freq. (MHz)	Power Spectral Density			Limit	Verdict
			Ant0	Ant1	Ant0+Ant1		
UNII Band I	CH38	5190	-2.411	-2.327	0.642	≤9.46dBm/1MHz	Pass
	CH46	5230	-2.159	-2.318	0.773	≤9.46dBm/1MHz	Pass
UNII Band II-A	CH54	5270	-2.535	-3.1	0.202	≤9.46dBm/1MHz	Pass
	CH62	5310	-2.093	-2.593	0.674	≤9.46dBm/1MHz	Pass
UNII Band II-C	CH102	5510	-3.321	-3.41	-0.355	≤9.46dBm/1MHz	Pass
	CH118	5590	-4.778	-5.021	-1.888	≤9.46dBm/1MHz	Pass
	CH134	5670	-4.667	-4.894	-1.769	≤9.46dBm/1MHz	Pass
UNII Band III	CH151	5755	-6.602	-6.944	-3.759	≤28.46dBm/500KHz	Pass
	CH159	5795	-7.889	-8.337	-5.097	≤28.46dBm/500KHz	Pass

☒ 802.11ac(VHT40) mode

Temperature : 28℃ Test Date : October 11, 2017
Humidity : 65 % Test By: King Kong

Band	Channel Number	Channel Freq. (MHz)	Power Spectral Density			Limit	Verdict
			Ant0	Ant1	Ant0+Ant1		
UNII Band I	CH38	5190	-2.013	-2.155	0.927	≤9.46dBm/1MHz	Pass
	CH46	5230	-1.931	-2.288	0.904	≤9.46dBm/1MHz	Pass
UNII Band II-A	CH54	5270	-2.988	-2.403	0.325	≤9.46dBm/1MHz	Pass
	CH62	5310	-2.767	-2.571	0.342	≤9.46dBm/1MHz	Pass
UNII Band II-C	CH102	5510	-3.165	-3.428	-0.284	≤9.46dBm/1MHz	Pass
	CH118	5590	-4.997	-5.07	-2.023	≤9.46dBm/1MHz	Pass
	CH134	5670	-4.015	-4.543	-1.261	≤9.46dBm/1MHz	Pass
UNII Band III	CH151	5755	-6.971	-6.34	-3.634	≤28.46dBm/500KHz	Pass
	CH159	5795	-8.428	-8.411	-5.409	≤28.46dBm/500KHz	Pass

☒ 802.11ac(VHT80) mode

Temperature : 28℃ Test Date : October 11, 2017
Humidity : 65 % Test By: King Kong

Band	Channel Number	Channel Freq. (MHz)	Power Spectral Density			Limit	Verdict
			Ant0	Ant1	Ant0+Ant1		
UNII Band I	CH42	5210	-8.201	-8.255	-5.218	≤9.46dBm/1MHz	Pass
UNII Band II-A	CH58	5290	-8.052	-8.306	-5.167	≤9.46dBm/1MHz	Pass
UNII Band II-C	CH106	5530	-8.37	-8.396	-5.373	≤9.46dBm/1MHz	Pass
	CH122	5610	-8.68	-8.519	-5.588	≤9.46dBm/1MHz	Pass
UNII Band III	CH155	5775	-10.951	-11.722	-8.309	≤28.46dBm/500KHz	Pass

Power Spectral Density		UNII Band I	
Test Model	802.11a	Frequency(MHz)	5180

Ant0

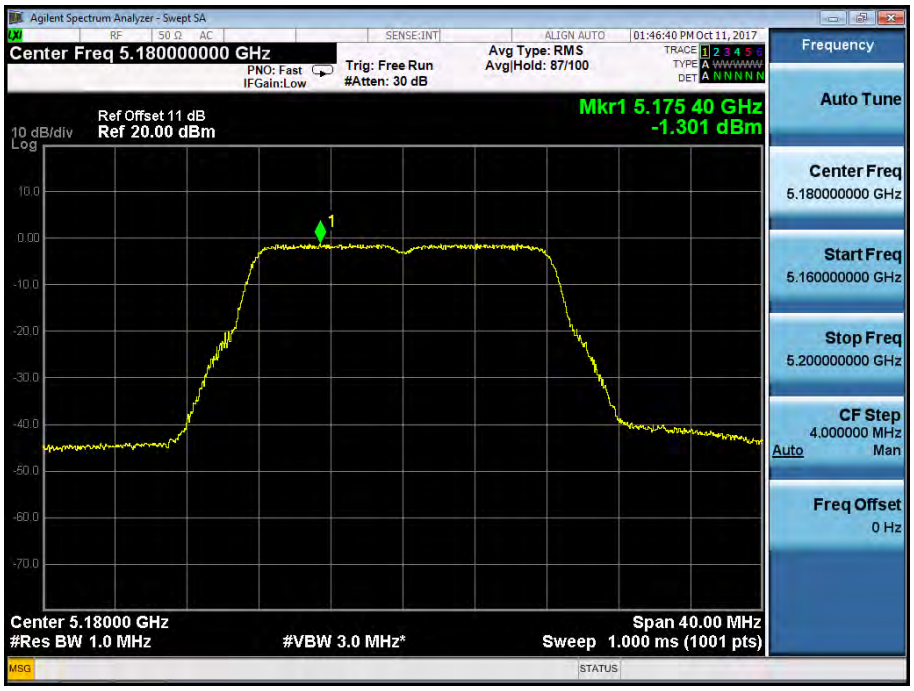

Ant1

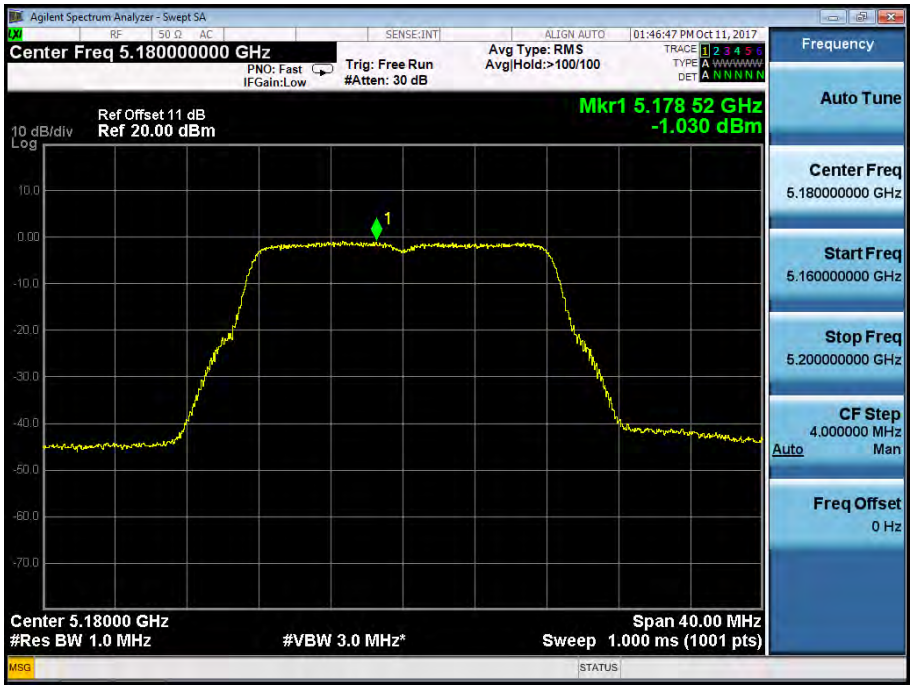

Power Spectral Density		UNII Band I	
Test Model	802.11a	Frequency(MHz)	5200

Ant0

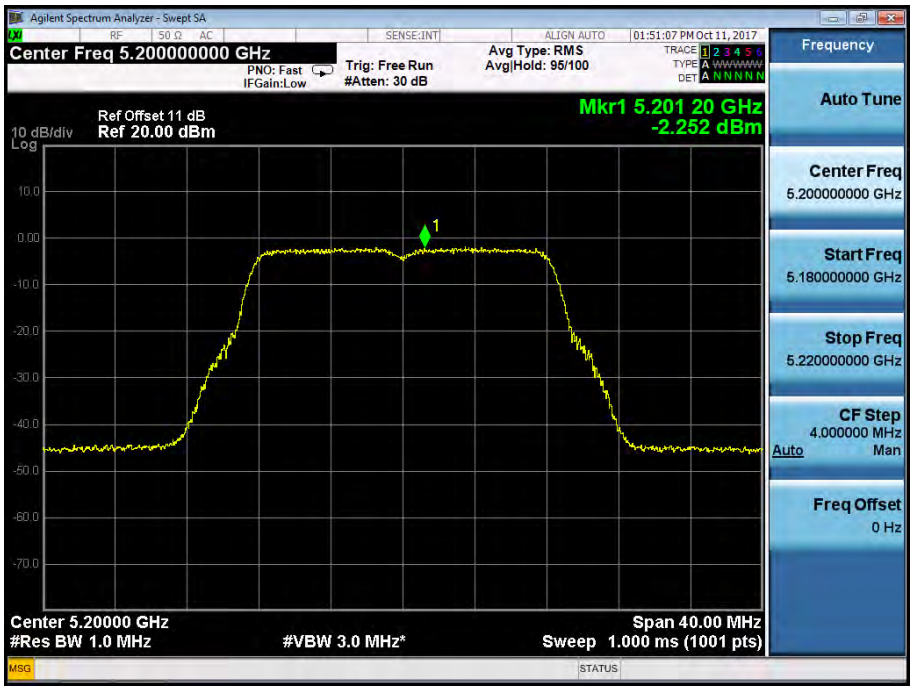

Ant1

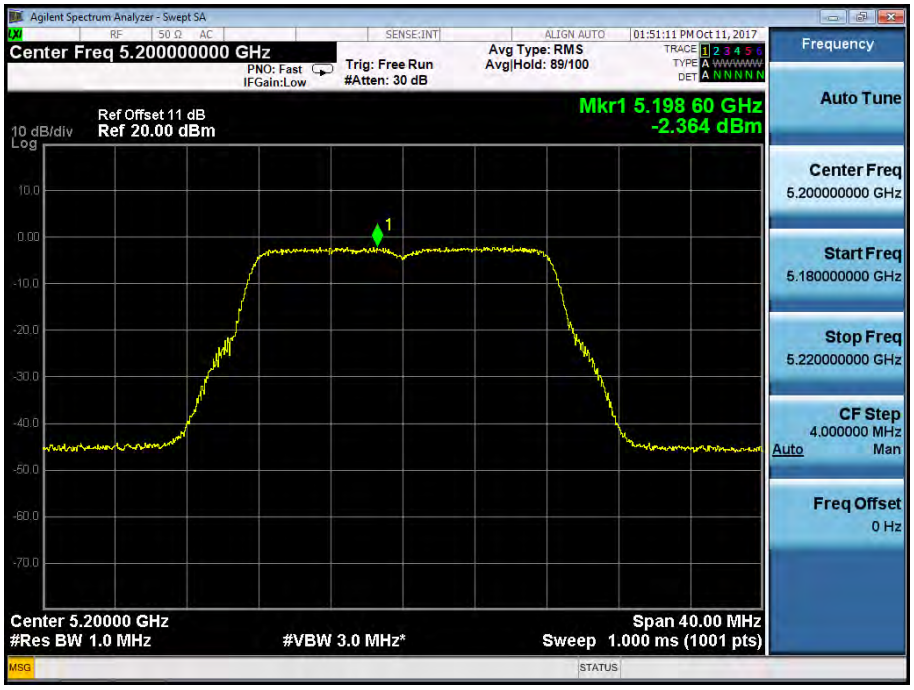

Power Spectral Density		UNII Band I	
Test Model	802.11a	Frequency(MHz)	5240

Ant0

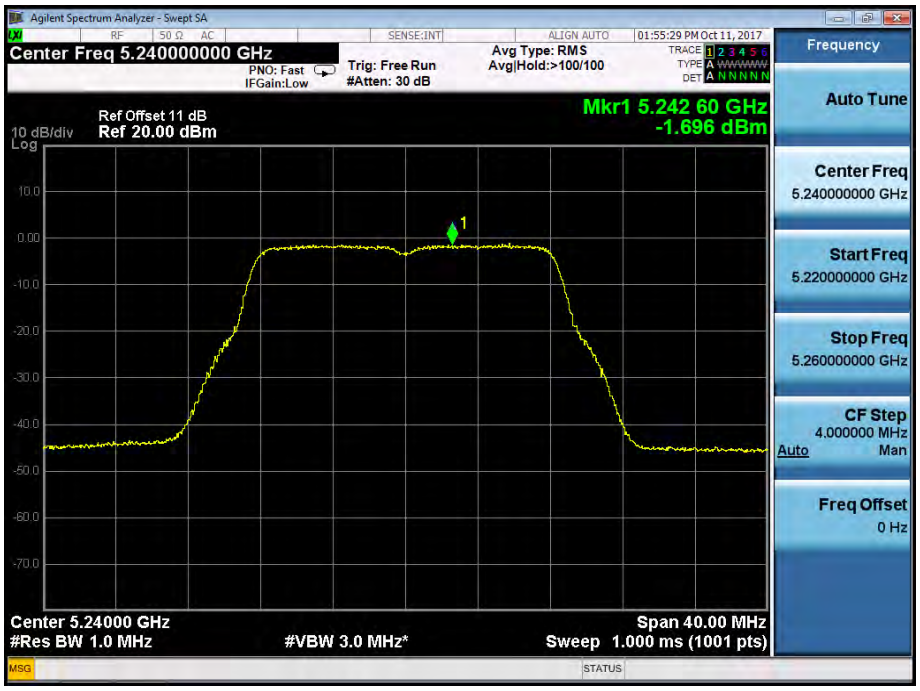

Ant1

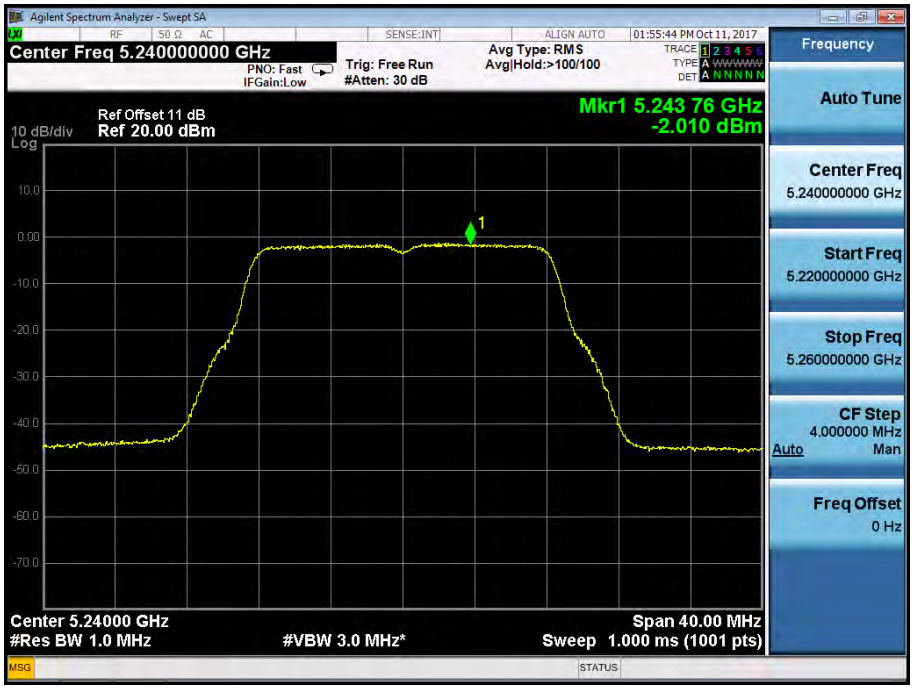

Power Spectral Density		UNII Band II-A	
Test Model	802.11a	Frequency(MHz)	5260

Ant0

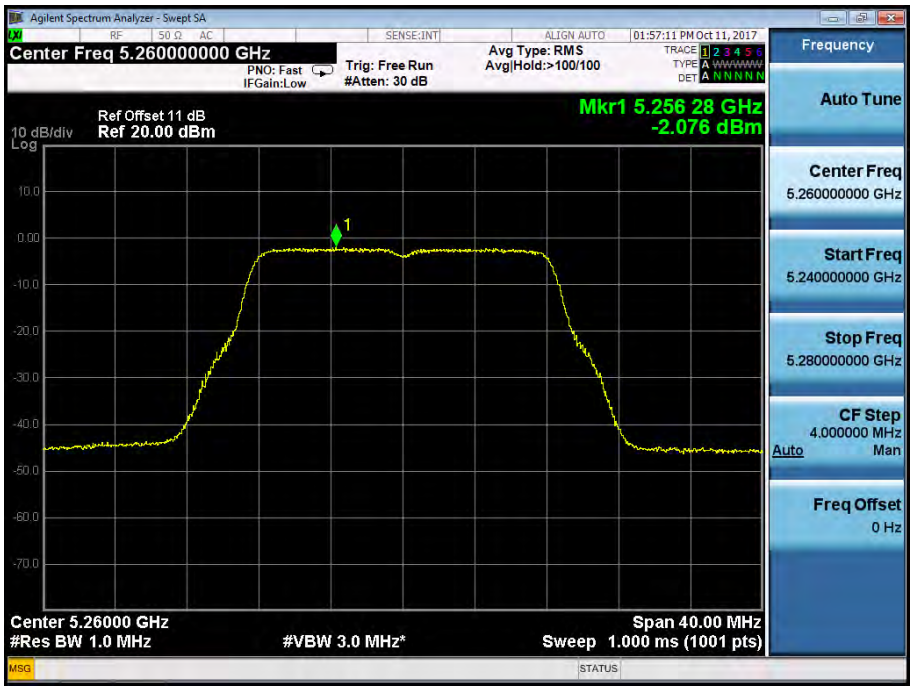

Ant1

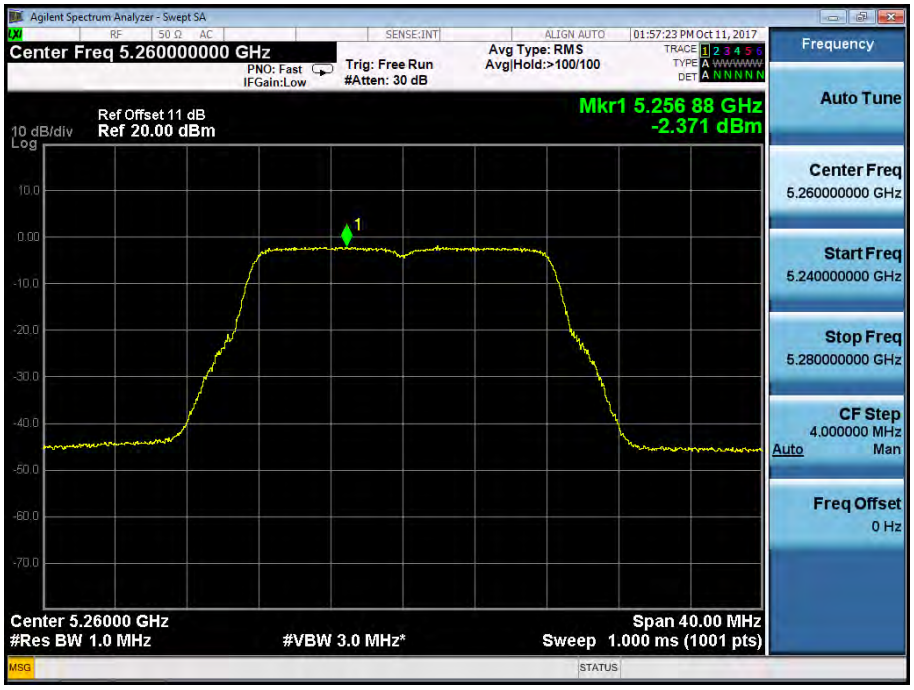

Power Spectral Density		UNII Band II-A	
Test Model	802.11a	Frequency(MHz)	5280

Ant0

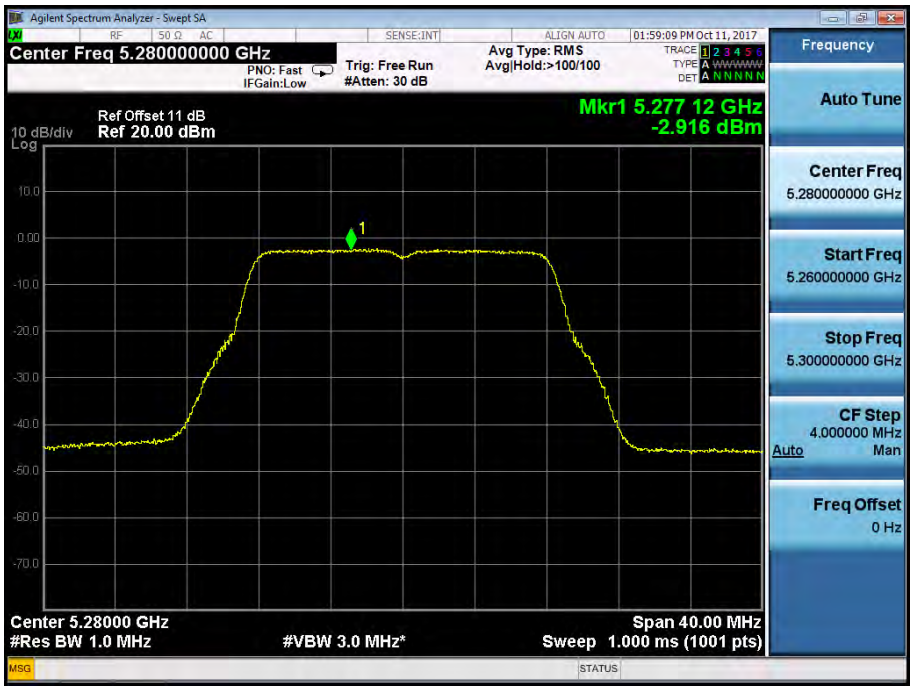

Ant1

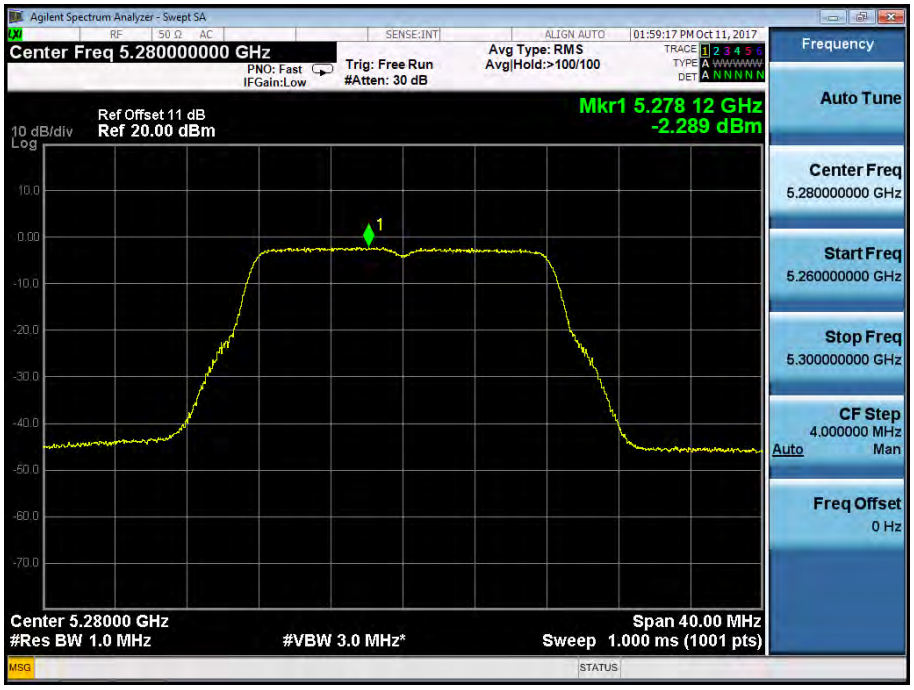

Power Spectral Density		UNII Band II-A	
Test Model	802.11a	Frequency(MHz)	5320

Ant0

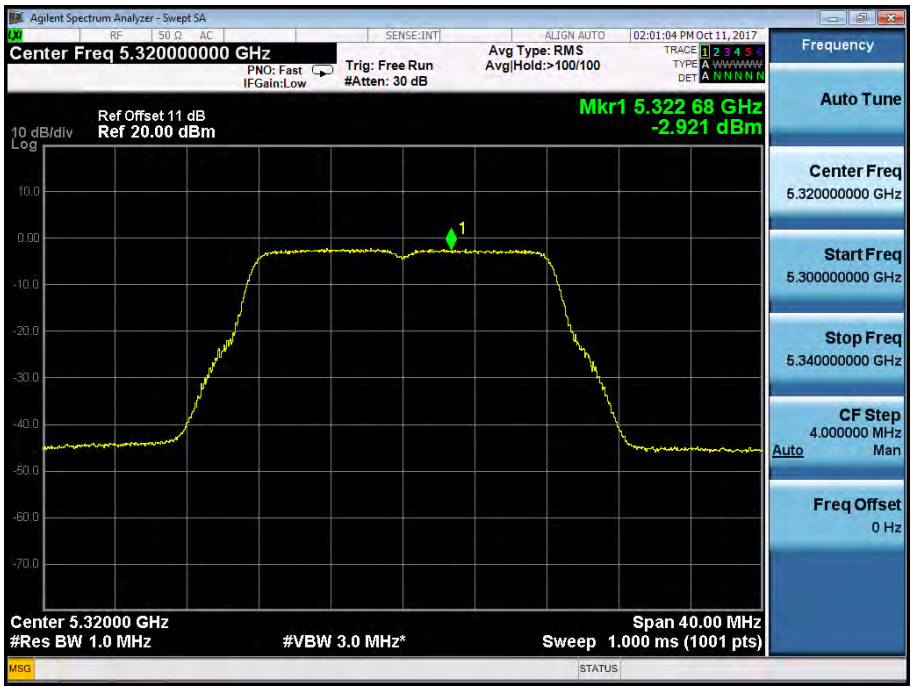

Ant1

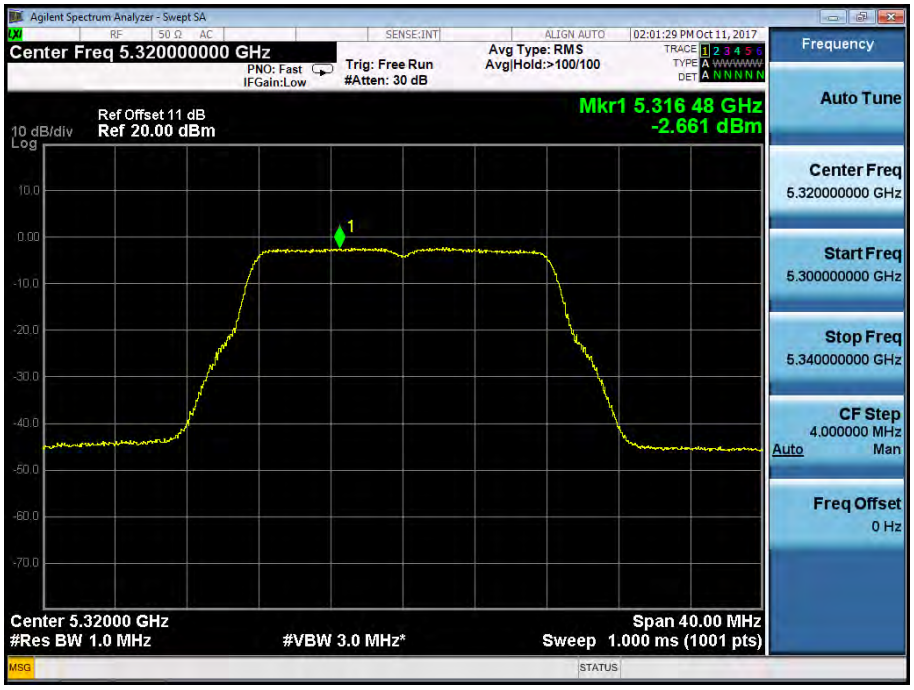

Power Spectral Density		UNII Band II-C	
Test Model	802.11a	Frequency(MHz)	5500

Ant0

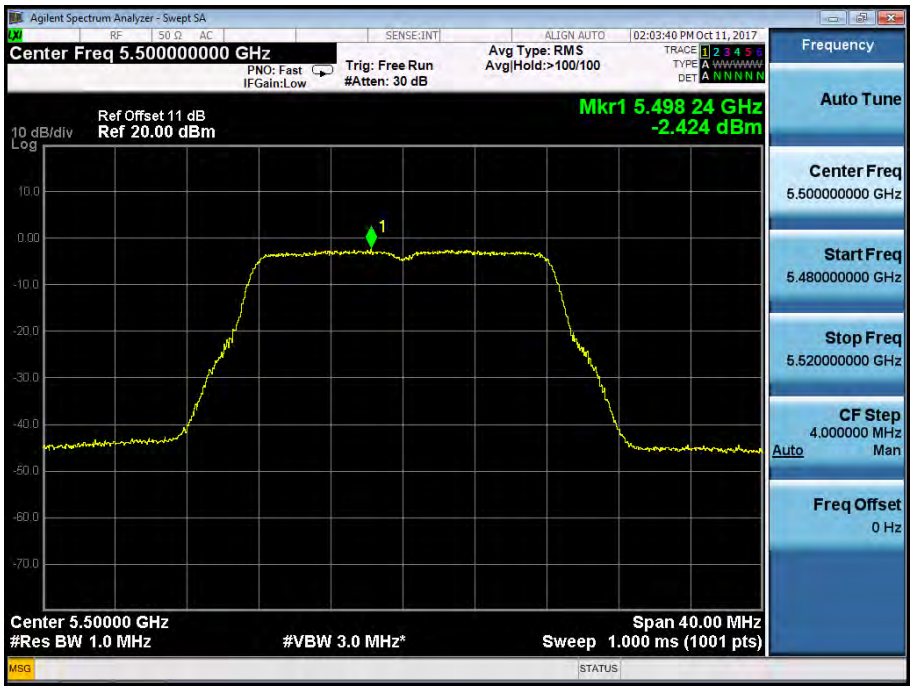

Ant1

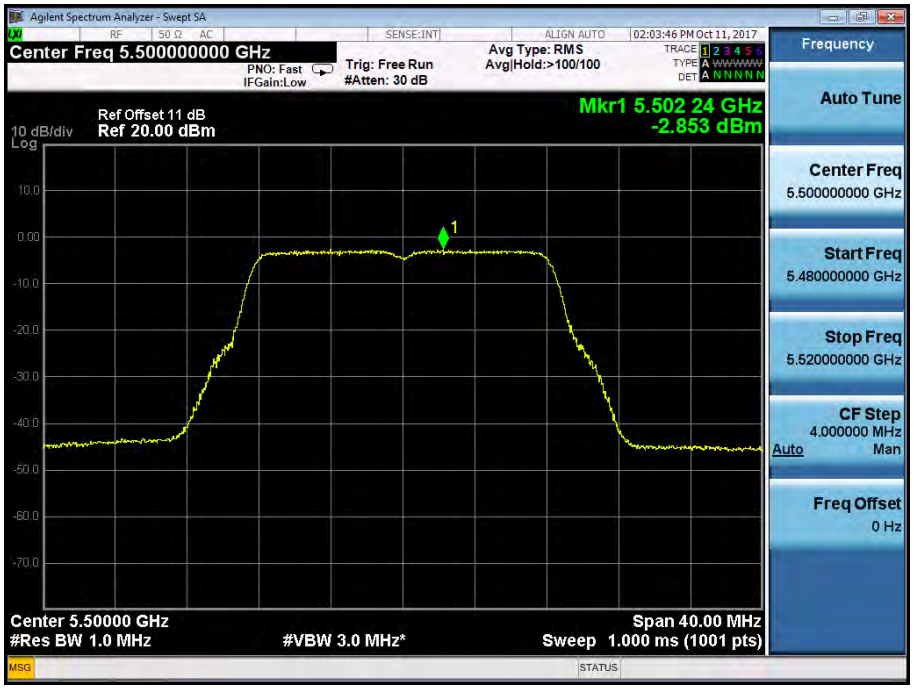

Power Spectral Density		UNII Band II-C	
Test Model	802.11a	Frequency(MHz)	5600

Ant0

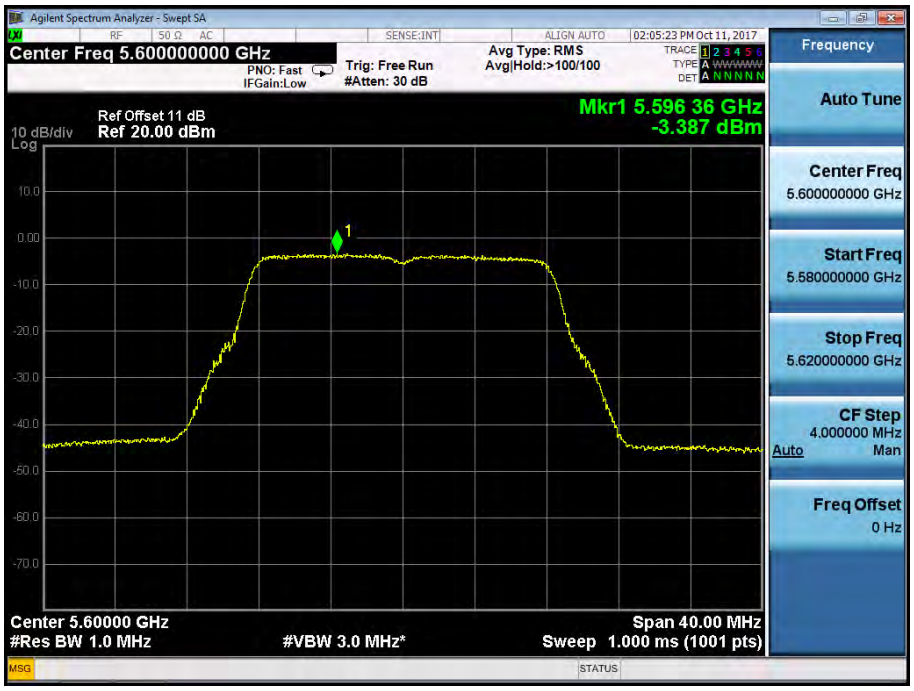

Ant1

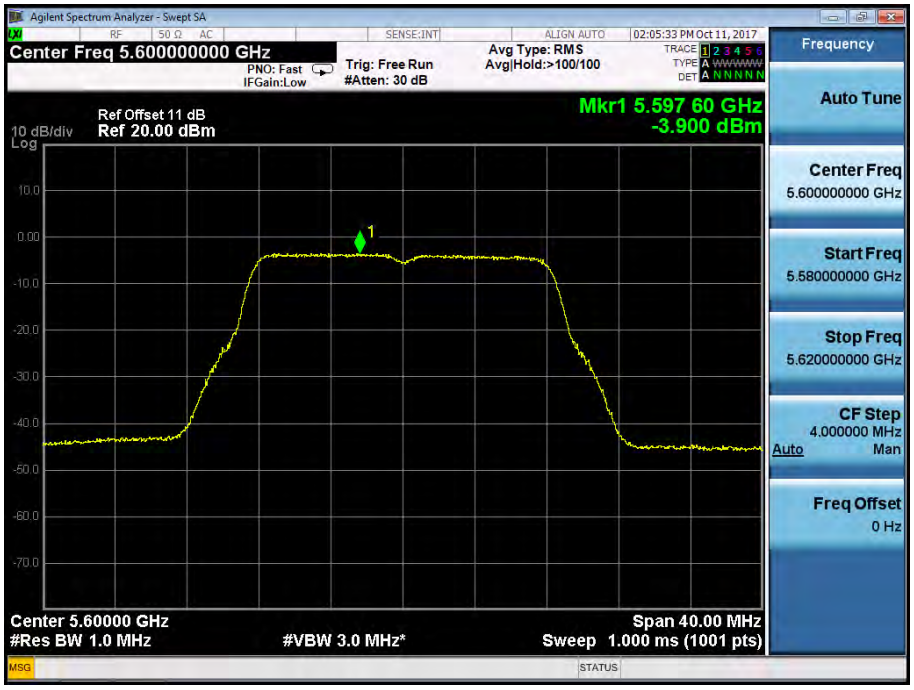

Power Spectral Density		UNII Band II-C	
Test Model	802.11a	Frequency(MHz)	5700

Ant0

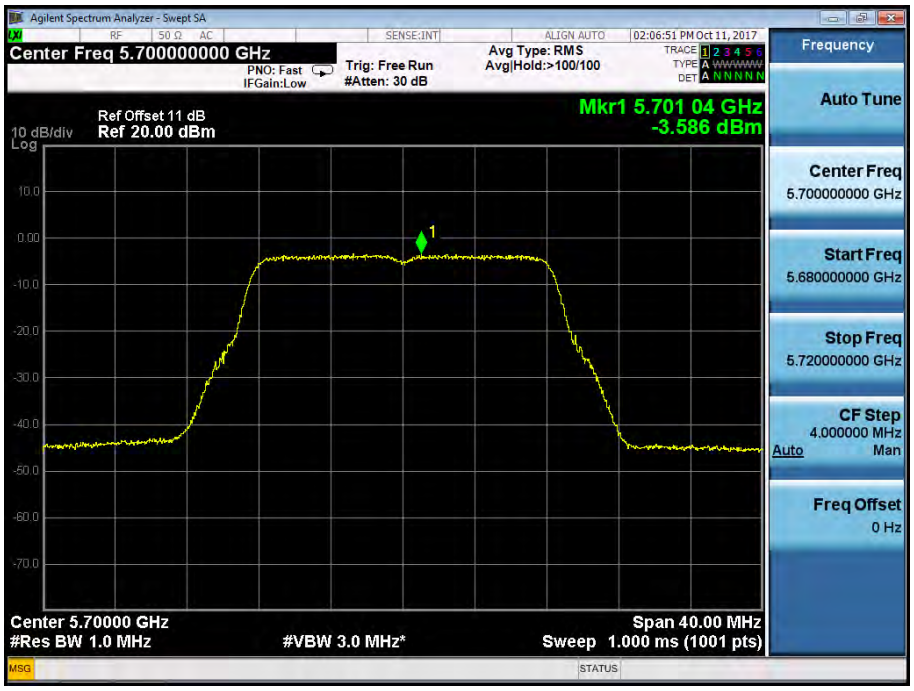

Ant1

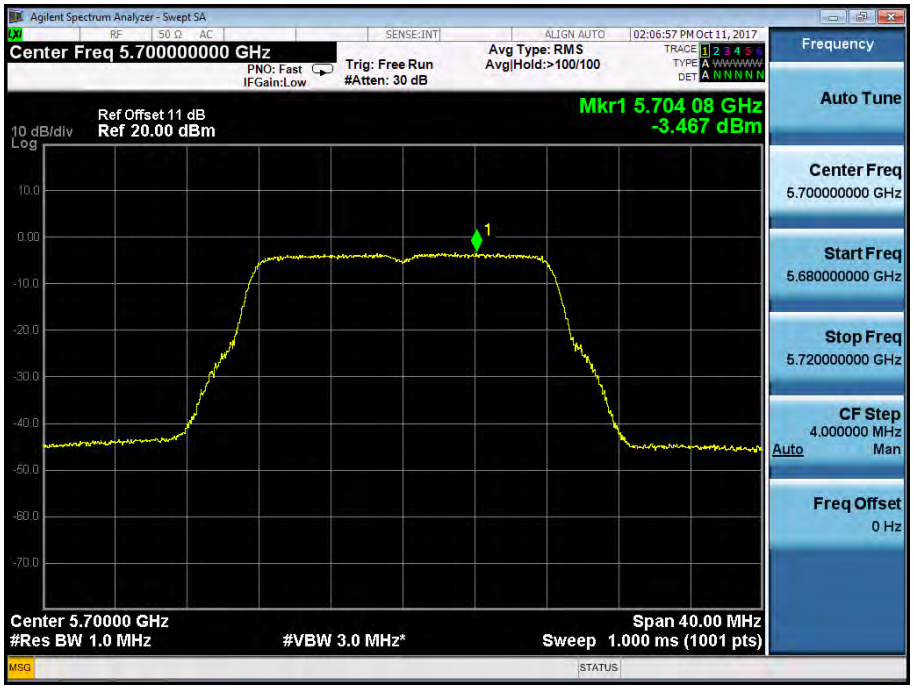

Power Spectral Density		UNII Band III	
Test Model	802.11a	Frequency(MHz)	5745

Ant0

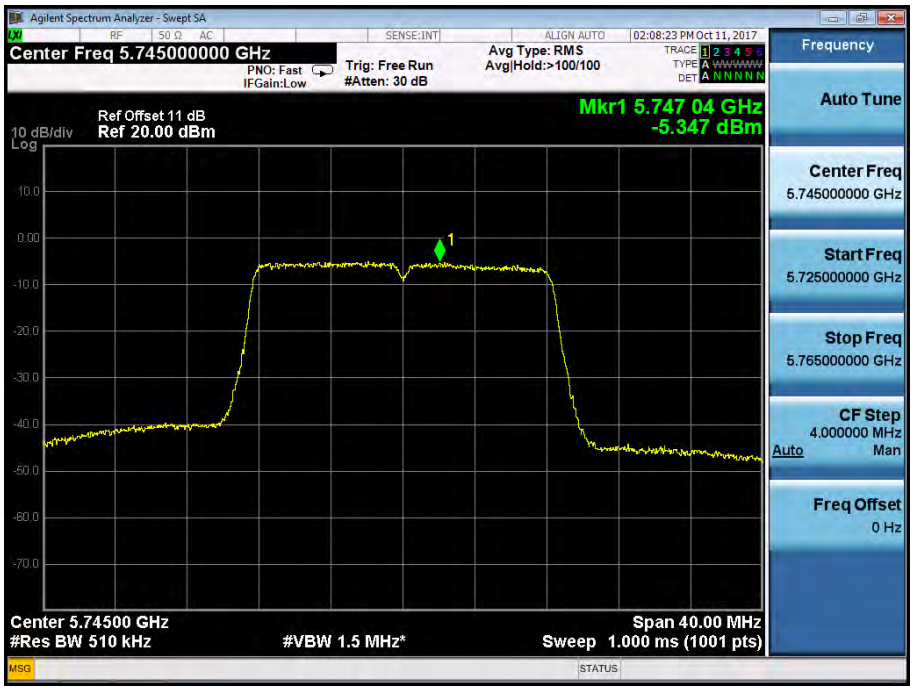

Ant1

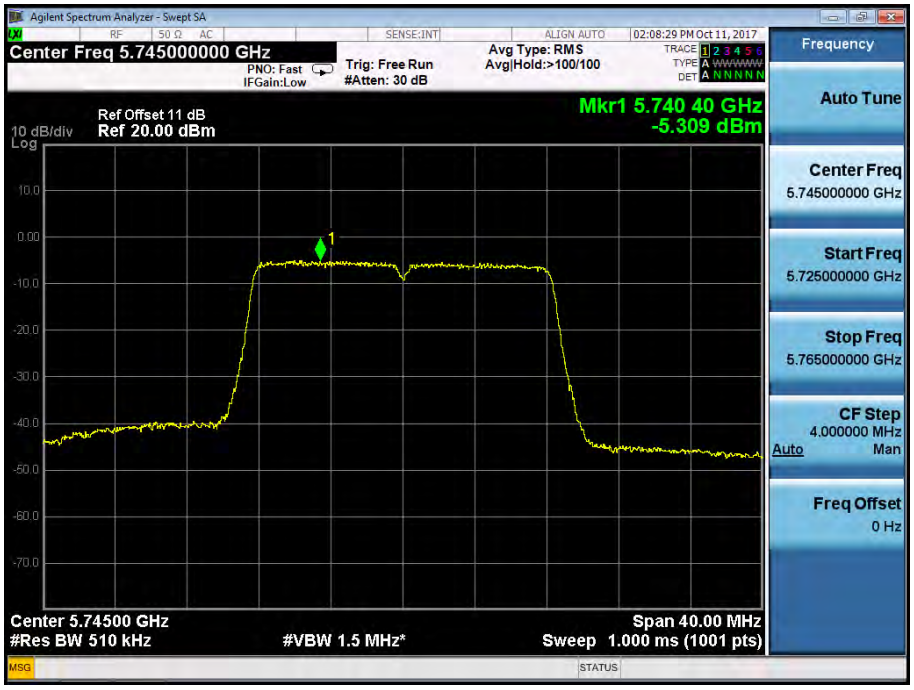

Power Spectral Density		UNII Band III	
Test Model	802.11a	Frequency(MHz)	5785

Ant0

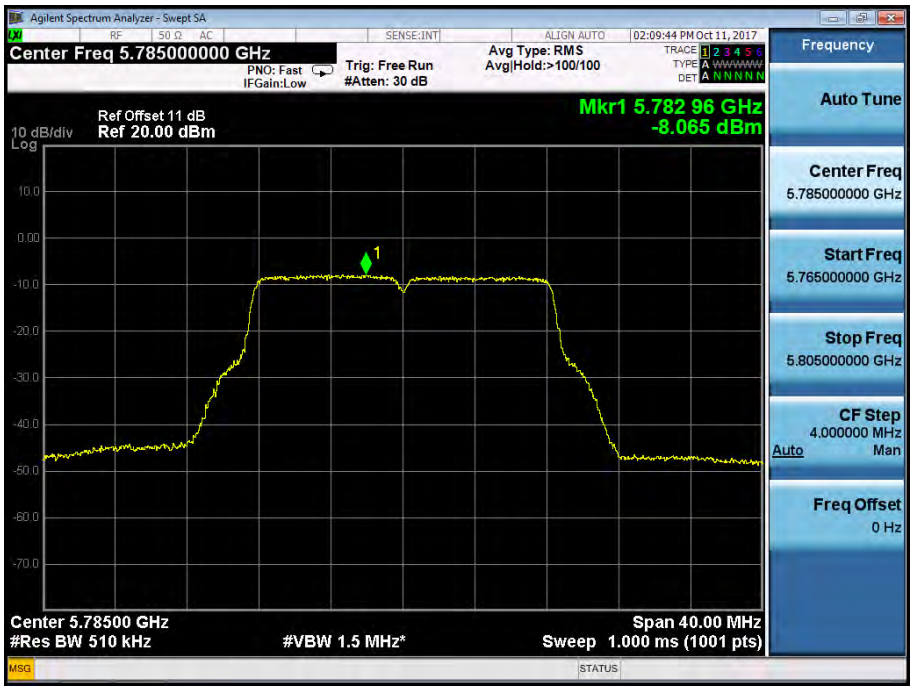

Ant1

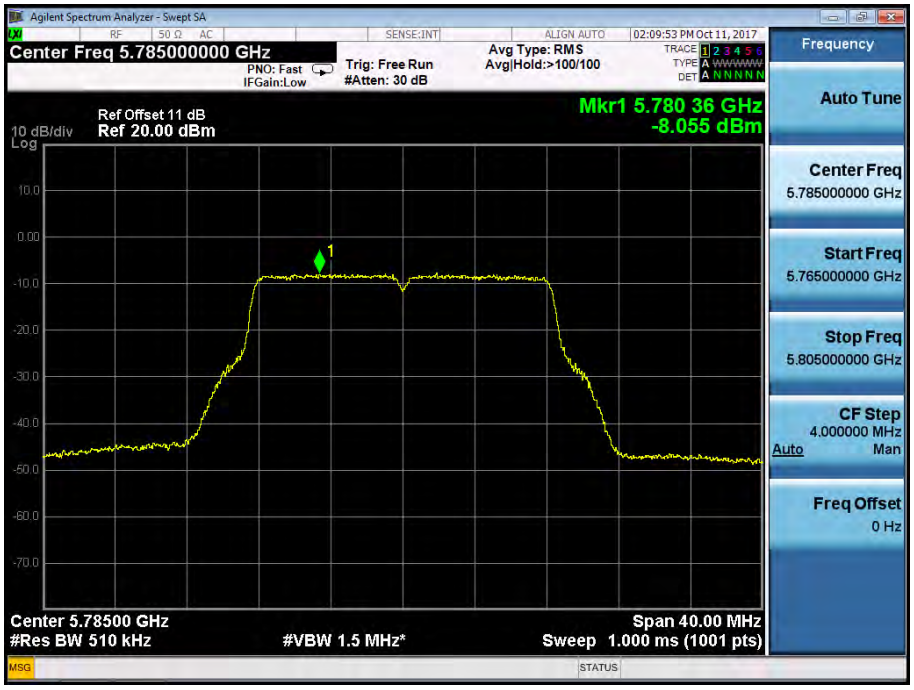

Power Spectral Density		UNII Band III	
Test Model	802.11a	Frequency(MHz)	5825

Ant0

Ant1

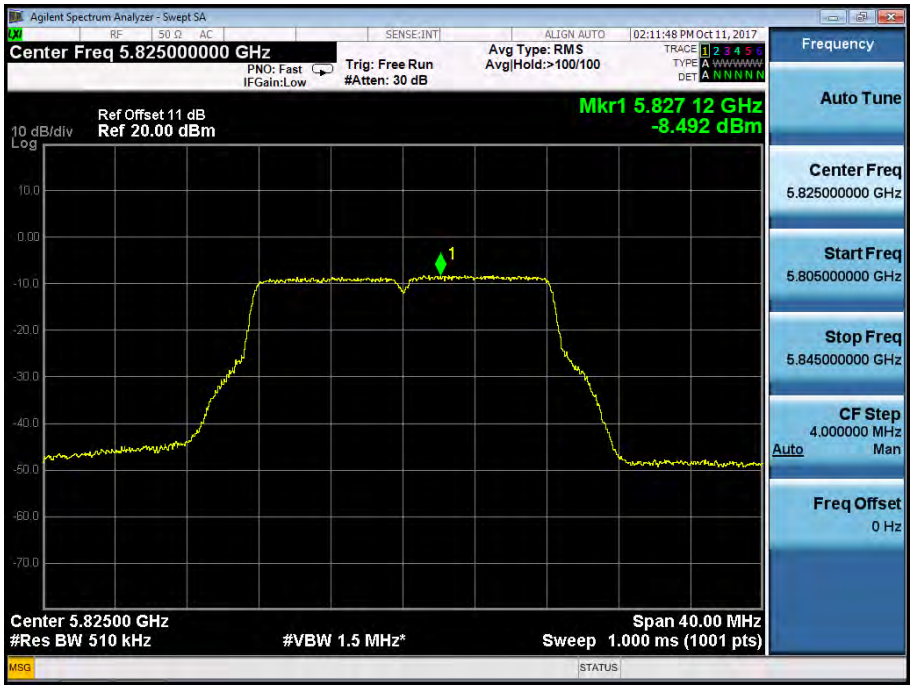

Power Spectral Density		UNII Band I	
Test Model	802.11n(VHT20) mode	Frequency(MHz)	5180

Ant0

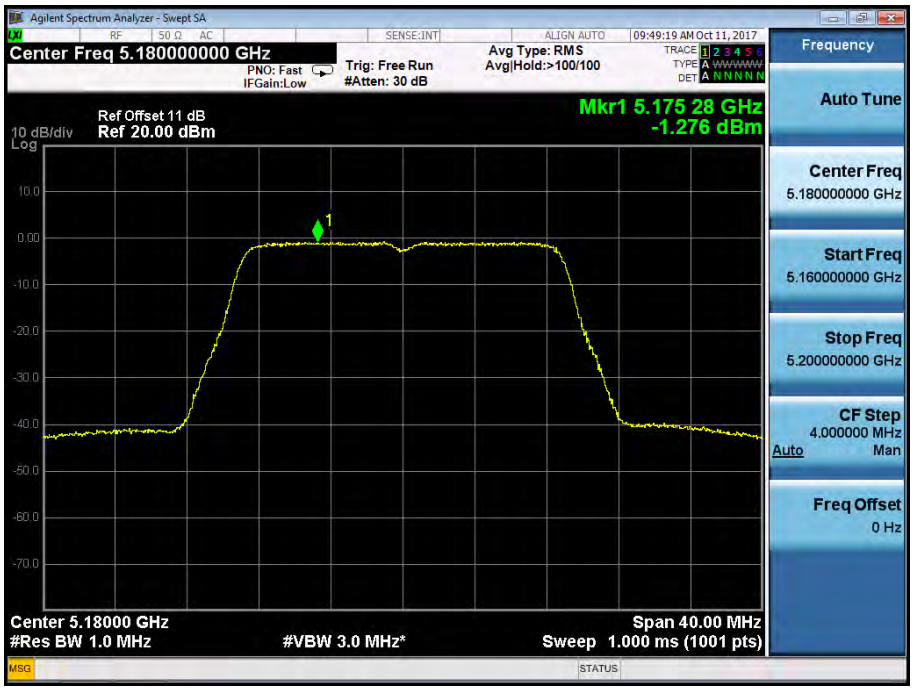

Ant1

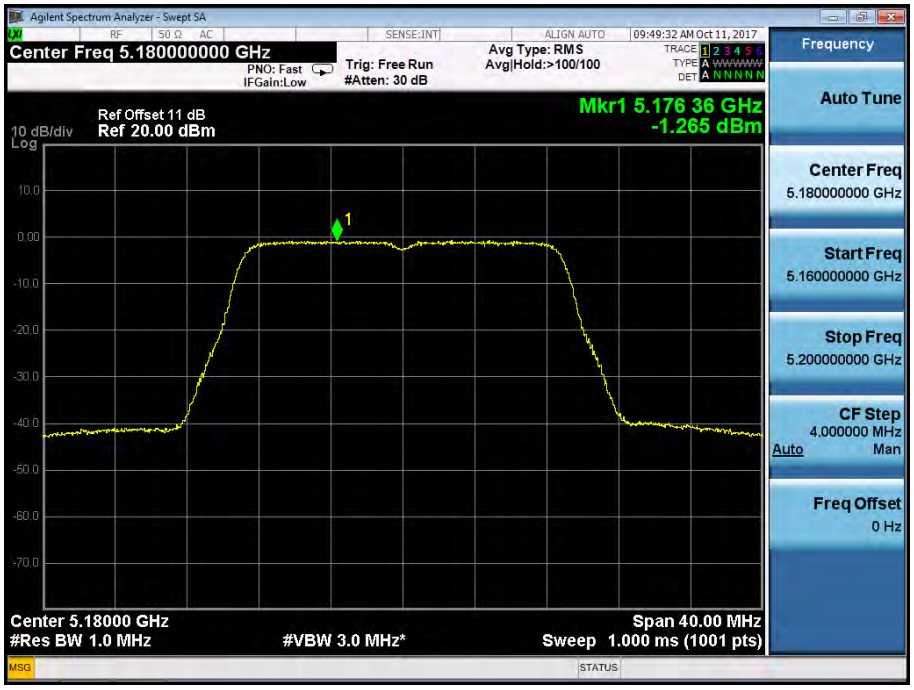

Power Spectral Density		UNII Band I	
Test Model	802.11n(VHT20) mode	Frequency(MHz)	5200

Ant0

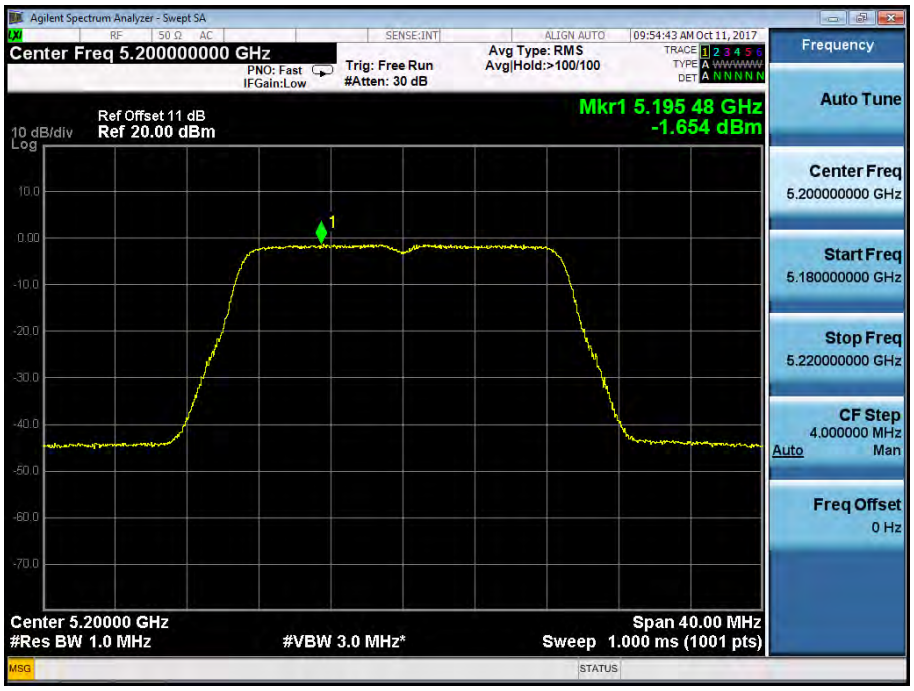

Ant1

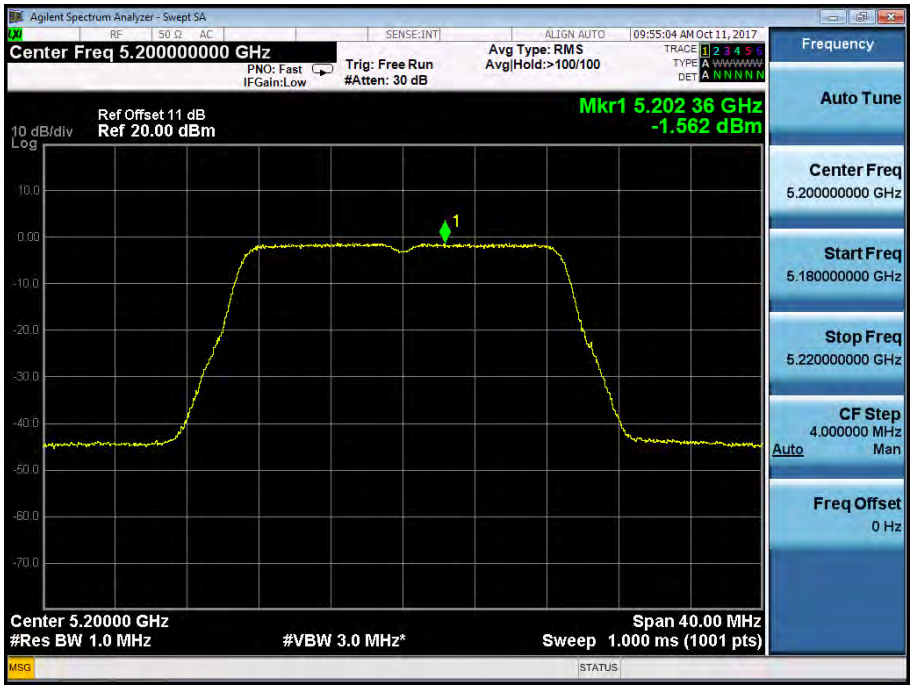

Power Spectral Density		UNII Band I	
Test Model	802.11n(VHT20) mode	Frequency(MHz)	5240

Ant0

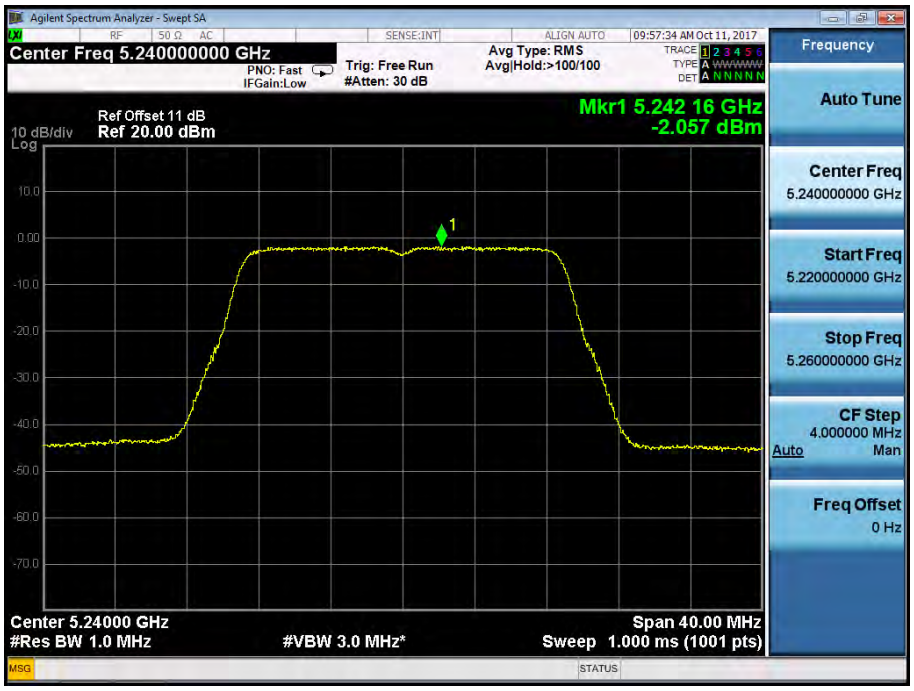

Ant1

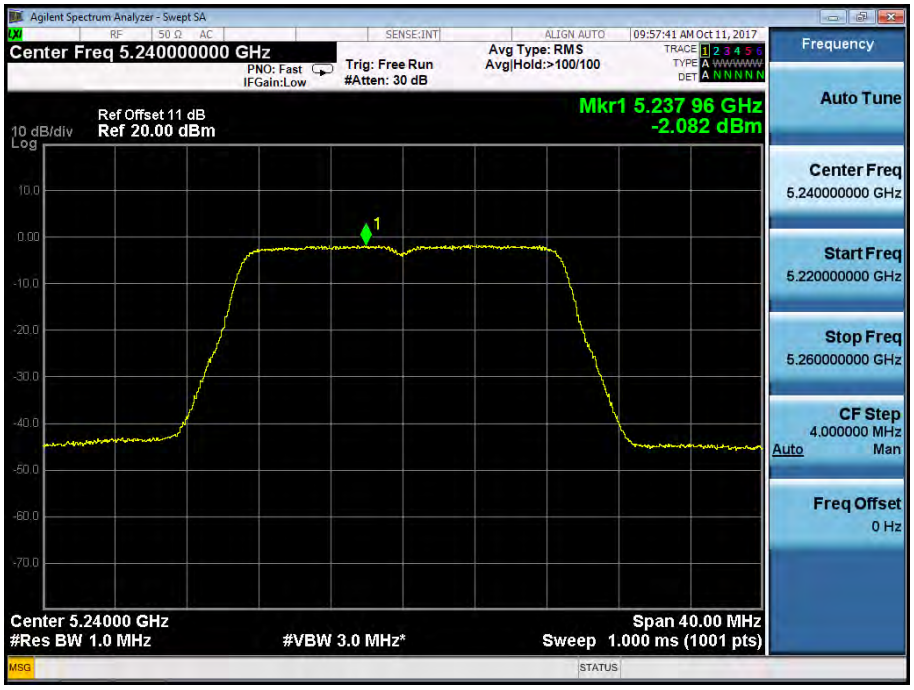

Power Spectral Density		UNII Band II-A	
Test Model	802.11n(VHT20) mode	Frequency(MHz)	5260

Ant0

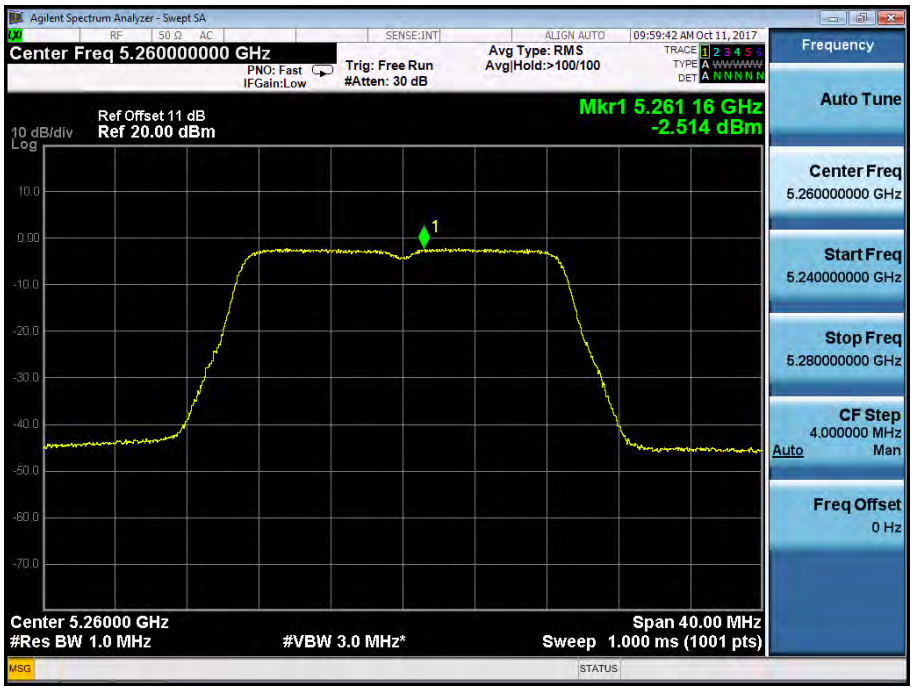

Ant1

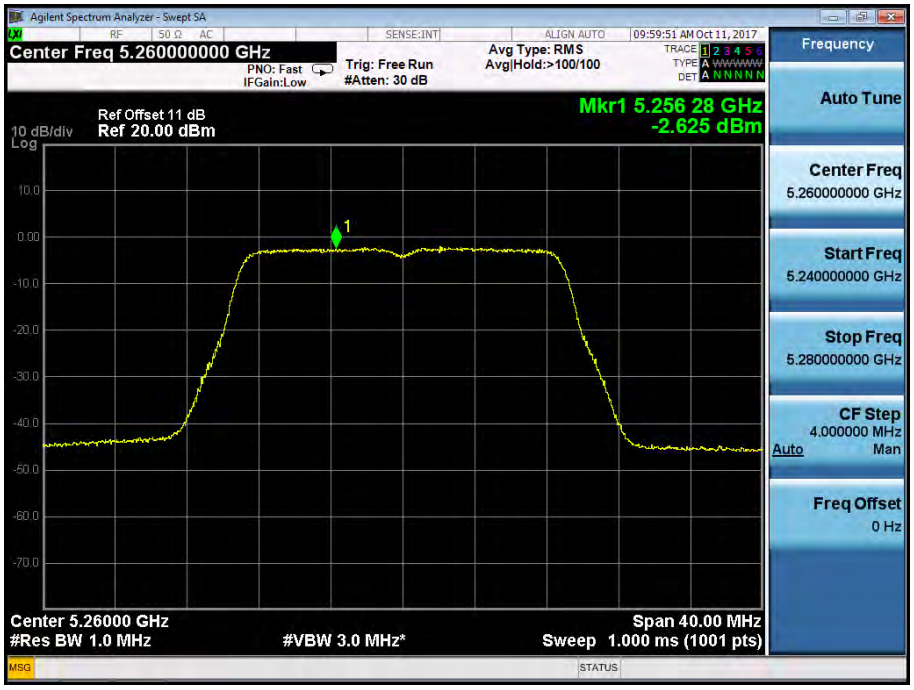

Power Spectral Density		UNII Band II-A	
Test Model	802.11n(VHT20) mode	Frequency(MHz)	5280

Ant0

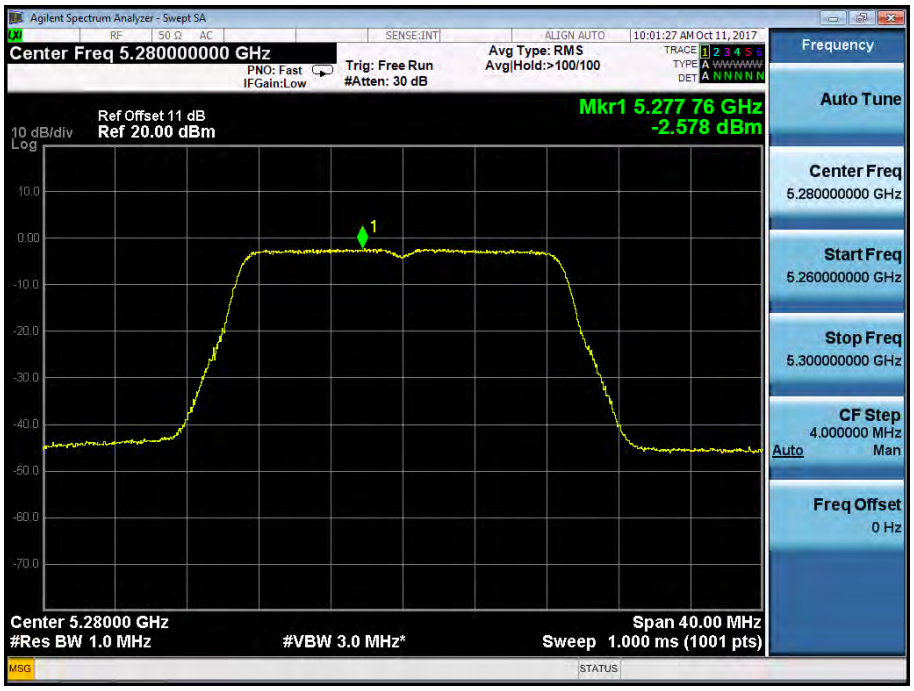

Ant1

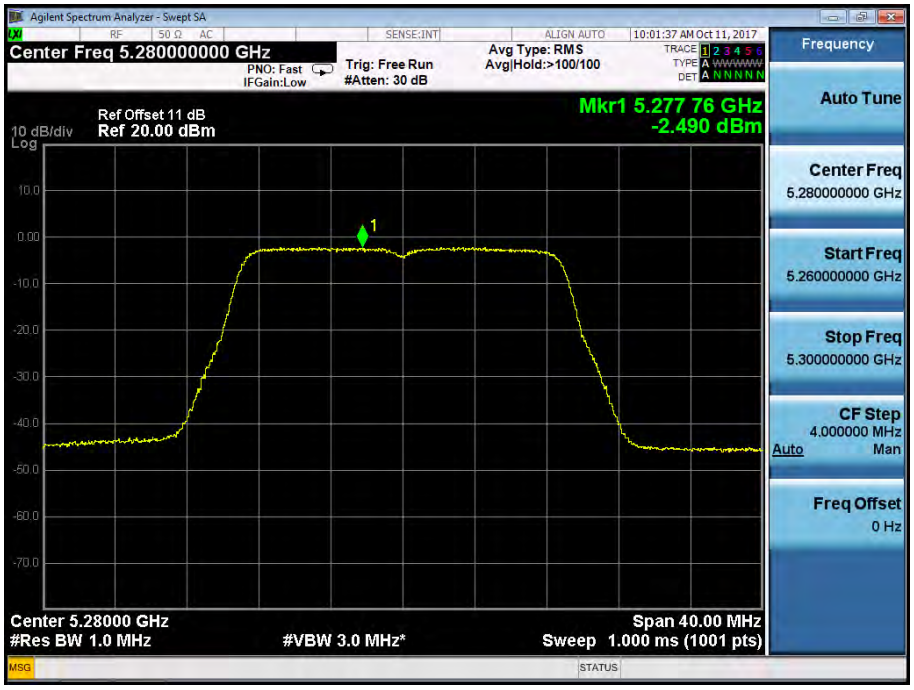

Power Spectral Density		UNII Band II-A	
Test Model	802.11n(VHT20) mode	Frequency(MHz)	5320

Ant0

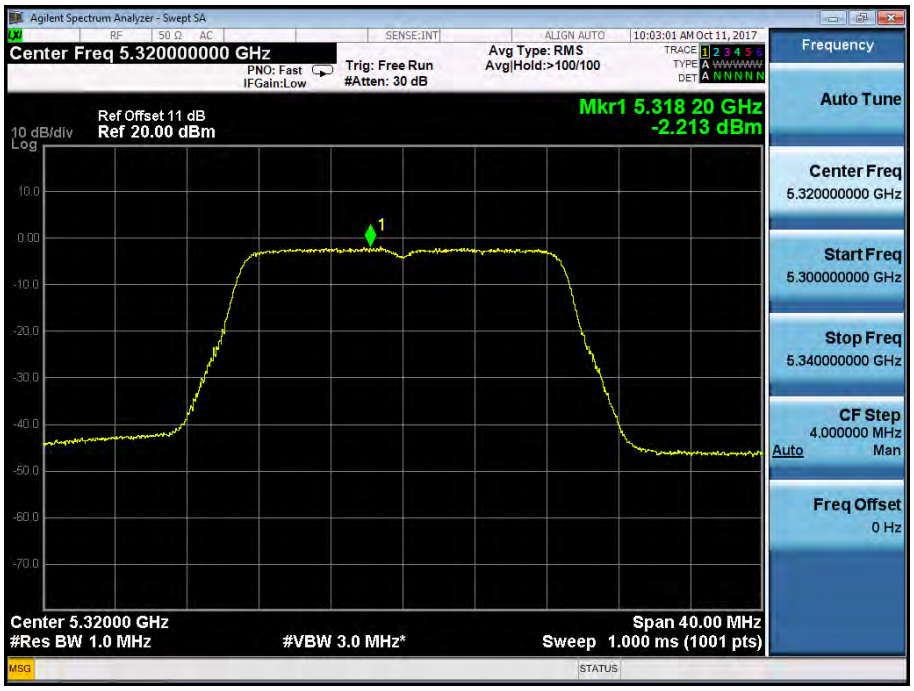

Ant1

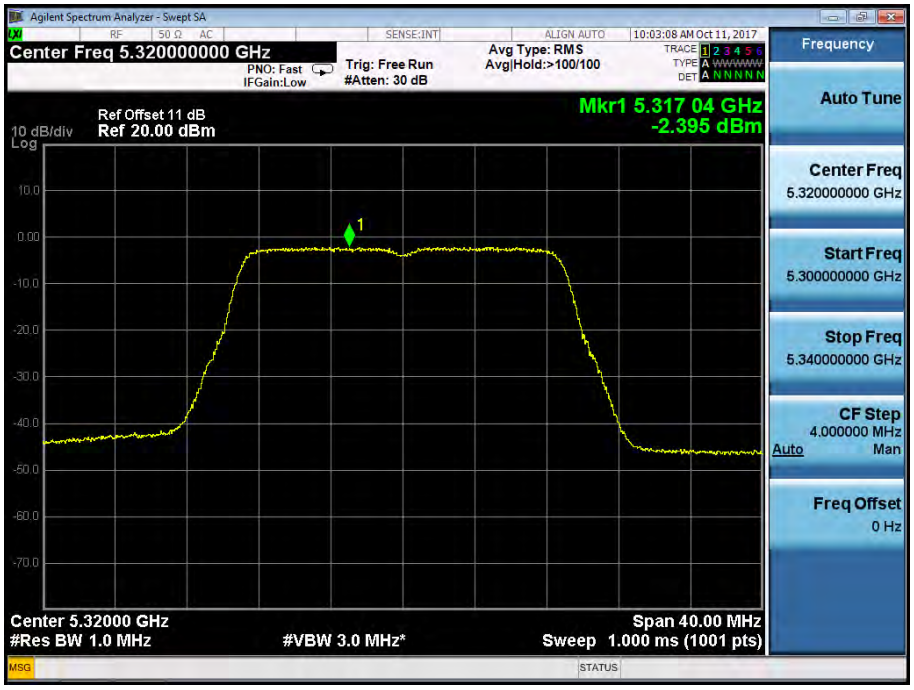

Power Spectral Density		UNII Band II-C	
Test Model	802.11n(VHT20) mode	Frequency(MHz)	5500

Ant0

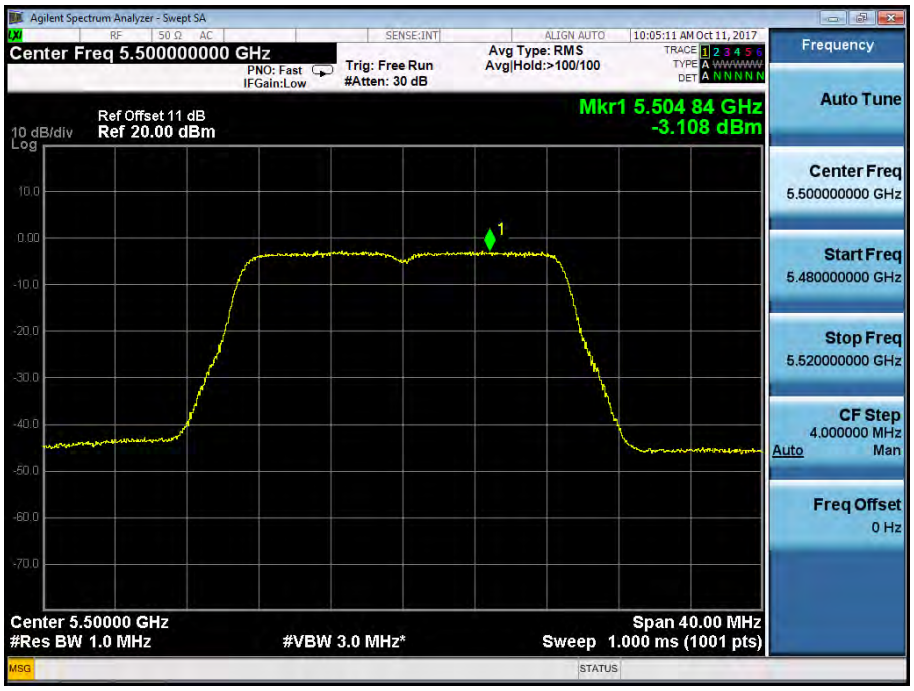
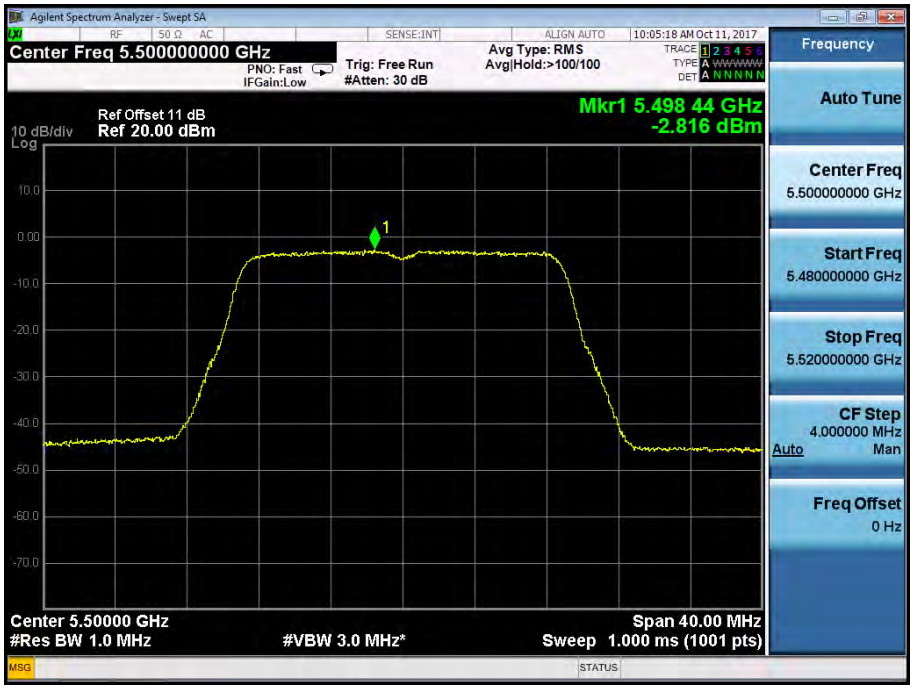
Ant1