



11AC20SISO-Ant1-5200



11AC20SISO-Ant1-5240



11AC20SISO-Ant1-5745



11AC20SISO-Ant1-5785



11AC20SISO-Ant1-5825



11AC40SISO-Ant1-5190



11AC40SISO-Ant1-5230



11AC40SISO-Ant1-5755



11AC40SISO-Ant1-5795



11AX20SISO-Ant1-5180



11AX20SISO-Ant1-5200



11AX20SISO-Ant1-5240



11AX20SISO-Ant1-5745



11AX20SISO-Ant1-5785



11AX20SISO-Ant1-5825



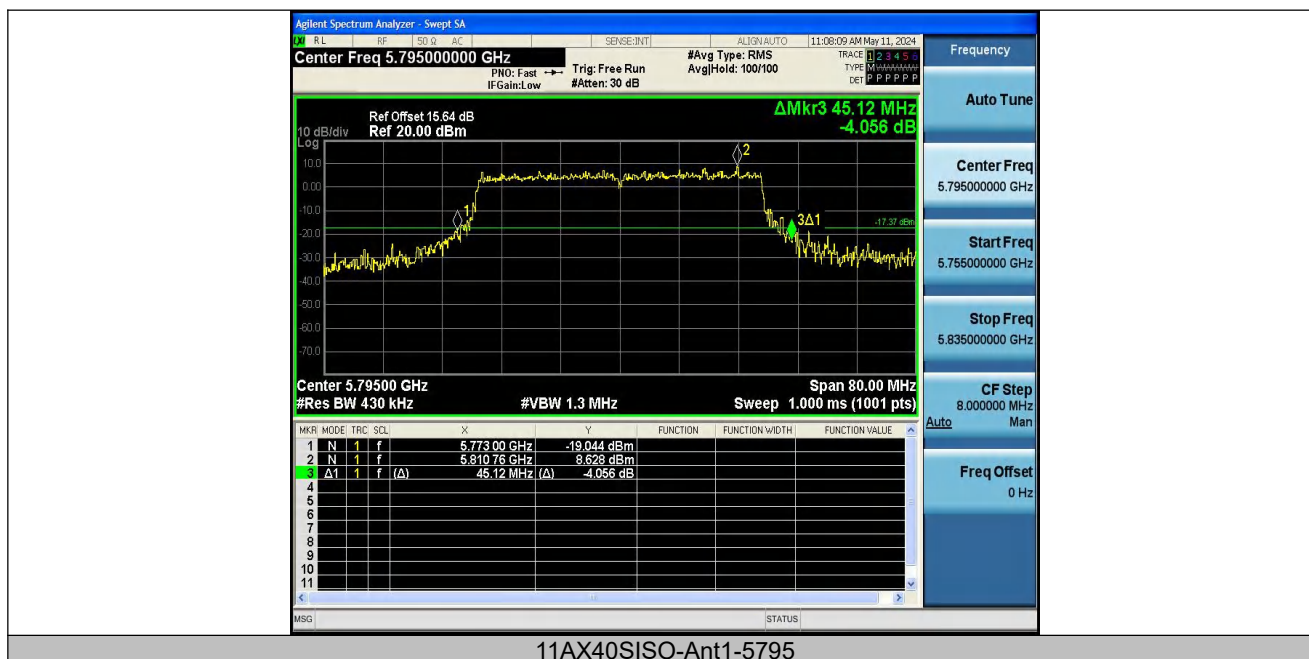
11AX40SISO-Ant1-5190



11AX40SISO-Ant1-5230



11AX40SISO-Ant1-5755





Min emission bandwidth Test Graphs:





11A-Ant1-5825-PASS



11N20SISO-Ant1-5745-PASS



11N20SISO-Ant1-5785-PASS



11N20SISO-Ant1-5825-PASS



11N40SISO-Ant1-5755-PASS



11N40SISO-Ant1-5795-PASS



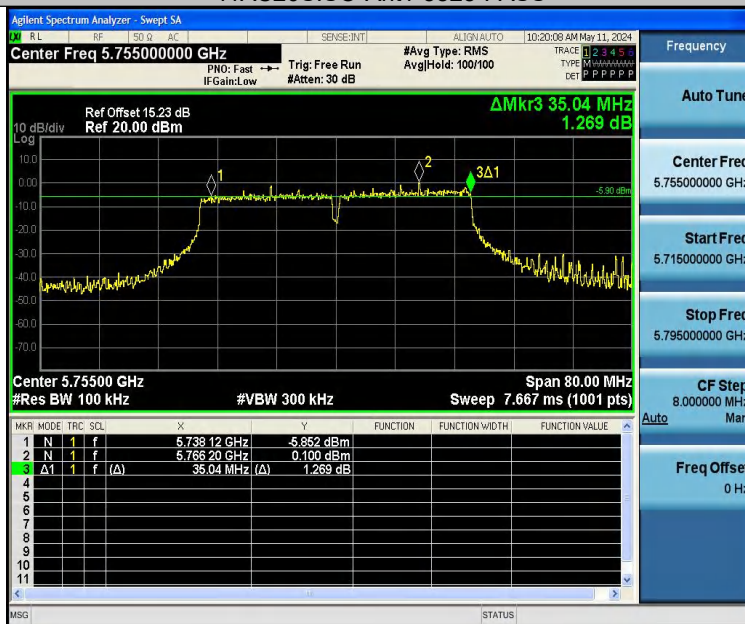
11AC20SISO-Ant1-5745-PASS



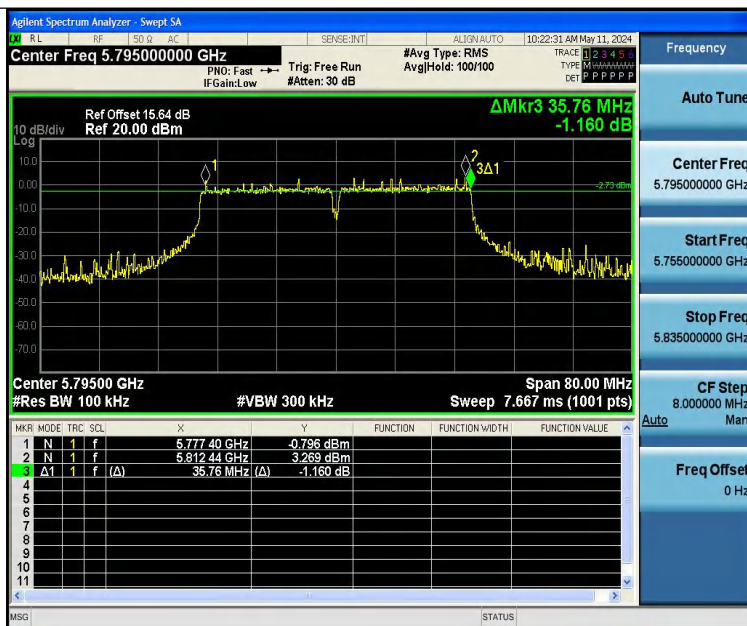
11AC20SISO-Ant1-5785-PASS



11AC20SISO-Ant1-5825-PASS



11AC40SISO-Ant1-5755-PASS



11AC40SISO-Ant1-5795-PASS



11AX20SISO-Ant1-5745-PASS



11AX20SISO-Ant1-5785-PASS



11AX20SISO-Ant1-5825-PASS



11AX40SISO-Ant1-5755-PASS



11AX40SISO-Ant1-5795-PASS



8 Maximum Conducted Output Power

Test Requirement	: FCC CFR47 Part 15 Section 15.407
Test Method	: ANSI C63.10:2013
Test Limit	: For client devices in the 5.15-5.25 GHz band, the maximum conducted output power over the frequency band of operation shall not exceed 250 mW provided the maximum antenna gain does not exceed 6 dBi. In addition, the maximum power spectral density shall not exceed 11 dBm in any 1 megahertz band. If transmitting antennas of directional gain greater than 6 dBi are used, both the maximum conducted output power and the maximum power spectral density shall be reduced by the amount in dB that the directional gain of the antenna exceeds 6 dBi.

For the band 5.725-5.85 GHz, the maximum conducted output power over the frequency band of operation shall not exceed 1 W. In addition, the maximum power spectral density shall not exceed 30 dBm in any 500-kHz band. If transmitting antennas of directional gain greater than 6 dBi are used, both the maximum conducted output power and the maximum power spectral density shall be reduced by the amount in dB that the directional gain of the antenna exceeds 6 dBi. However, fixed point-to-point U-NII devices operating in this band may employ transmitting antennas with directional gain greater than 6 dBi without any corresponding reduction in transmitter conducted power. Fixed, point-to-point operations exclude the use of point-to multipoint systems, omnidirectional applications, and multiple collocated transmitters transmitting the same information. The operator of the U-NII device, or if the equipment is professionally installed, the installer, is responsible for ensuring that systems employing high gain directional antennas are used exclusively for fixed, point-to-point operations.

8.1 Test Procedure

According to KDB 789033 D02 General UNII Test Procedures New Rules v02r01, The use Power Meter 1. Place the EUT on a bench and set it in transmitting mode. 2. Remove the antenna from the EUT and then connect a low loss RF cable from the antenna port to a Power meter.



8.2 Test Result

Test Mode	Antenna	Frequency[MHz]	Conducted Power [dBm]	Limit [dBm]	Verdict
11A	Ant1	5180	16.43	≤23.98	PASS
11A	Ant1	5200	16.95	≤23.98	PASS
11A	Ant1	5240	16.35	≤23.98	PASS
11A	Ant1	5745	13.60	≤30.00	PASS
11A	Ant1	5785	17.18	≤30.00	PASS
11A	Ant1	5825	18.44	≤30.00	PASS
11N20SISO	Ant1	5180	16.18	≤23.98	PASS
11N20SISO	Ant1	5200	16.15	≤23.98	PASS
11N20SISO	Ant1	5240	16.38	≤23.98	PASS
11N20SISO	Ant1	5745	13.34	≤30.00	PASS
11N20SISO	Ant1	5785	17.24	≤30.00	PASS
11N20SISO	Ant1	5825	18.45	≤30.00	PASS
11N40SISO	Ant1	5190	16.75	≤23.98	PASS
11N40SISO	Ant1	5230	16.34	≤23.98	PASS
11N40SISO	Ant1	5755	14.11	≤30.00	PASS
11N40SISO	Ant1	5795	17.49	≤30.00	PASS
11AC20SISO	Ant1	5180	16.65	≤23.98	PASS
11AC20SISO	Ant1	5200	16.51	≤23.98	PASS
11AC20SISO	Ant1	5240	16.00	≤23.98	PASS
11AC20SISO	Ant1	5745	13.28	≤30.00	PASS
11AC20SISO	Ant1	5785	17.34	≤30.00	PASS
11AC20SISO	Ant1	5825	18.19	≤30.00	PASS
11AC40SISO	Ant1	5190	16.46	≤23.98	PASS
11AC40SISO	Ant1	5230	16.17	≤23.98	PASS
11AC40SISO	Ant1	5755	14.25	≤30.00	PASS
11AC40SISO	Ant1	5795	17.35	≤30.00	PASS
11AX20SISO	Ant1	5180	15.91	≤23.98	PASS
11AX20SISO	Ant1	5200	16.49	≤23.98	PASS
11AX20SISO	Ant1	5240	15.77	≤23.98	PASS



Report No.: PTC24032524401E-FC04

11AX20SISO	Ant1	5745	13.36	≤ 30.00	PASS
11AX20SISO	Ant1	5785	16.97	≤ 30.00	PASS
11AX20SISO	Ant1	5825	18.15	≤ 30.00	PASS
11AX40SISO	Ant1	5190	16.31	≤ 23.98	PASS
11AX40SISO	Ant1	5230	16.21	≤ 23.98	PASS
11AX40SISO	Ant1	5755	14.12	≤ 30.00	PASS
11AX40SISO	Ant1	5795	17.35	≤ 30.00	PASS



9 Power Spectral density

Test Requirement	: FCC CFR47 Part 15 Section 15.2407(a)
Test Method	: ANSI C63.10:2013
Test Limit	<p>: For client devices in the 5.15-5.25 GHz band, the maximum conducted output power over the frequency band of operation shall not exceed 250 mW provided the maximum antenna gain does not exceed 6 dBi. In addition, the maximum power spectral density shall not exceed 11 dBm in any 1 megahertz band. If transmitting antennas of directional gain greater than 6 dBi are used, both the maximum conducted output power and the maximum power spectral density shall be reduced by the amount in dB that the directional gain of the antenna exceeds 6 dBi..</p> <p>For the band 5.725-5.85 GHz, the maximum conducted output power over the frequency band of operation shall not exceed 1 W. In addition, the maximum power spectral density shall not exceed 30 dBm in any 500-kHzband. If transmitting antennas of directional gain greater than 6 dBi are used, both the maximum conducted output power and the maximum power spectral density shall be reduced by the amount in dB that the directional gain of the antenna exceeds 6 dBi. However, fixed point-to-point U-NII devices operating in this band may employ transmitting antennas with directional gain greater than 6 dBi without any corresponding reduction in transmitter conducted power. Fixed, point-to-point operations exclude the use of point-to-multipoint systems, omnidirectional applications, and multiple collocated transmitters transmitting the same information. The operator of the U-NII device, or if the equipment is professionally installed, the installer, is responsible for ensuring that systems employing high gain directional antennas are used exclusively for fixed, point-to-point operations</p>



9.1 Test Procedure

According to KDB 789033 D02 General UNII Test Procedures New Rules v02r01 and ANSI 63.10: 2013 Sec 10.3.7. For devices operating in the bands 5.15-5.25 GHz, 5.25-5.35 GHz, and 5.47-5.725 GHz, the above procedures make use of 1 MHz RBW to satisfy directly the 1 MHz reference bandwidth specified in Section 15.407(a)(5). For devices operating in the band 5.725-5.85 GHz, the rules specify a measurement bandwidth of 500 kHz. Many spectrum analyzers do not have 500 kHz RBW, thus a narrower RBW may need to be used. The rules permit the use of a RBWs less than 1 MHz, or 500 kHz, "provided that the measured power is integrated over the full reference bandwidth" to show the total power over the specified measurement bandwidth (i.e., 1 MHz, or 500 kHz). If measurements are performed using a reduced resolution bandwidth (< 1 MHz, or < 500 kHz) and integrated over 1 MHz, or 500 kHz bandwidth, the following adjustments to the procedures apply:

- a) Set the RBW to 1 MHz.
- b) Set the VBW to be at least 1 MHz (a VBW of 3 MHz is desirable).
- c) Set the frequency span to examine the spectrum across a convenient frequency segment (e.g., 600 MHz).
- d) Select the power averaging (rms) detector.
- e) Set the sweep time so that there is no more than a 1 ms integration period over each measurement bin.
- f) Care must be taken to ensure that the measurements are performed during a period of continuous transmission or are corrected upward for duty cycle.



9.2 Test Result

Pre-scan has been conducted to determine the worst-case mode from all possible

combinations between available modulations / data rates and antenna ports.

Following channel was selected for the final test as listed below

TestMode	Antenna	Frequency[MHz]	Result [dBm/MHz]	Limit[dBm/MHz]	Verdict
11A	Ant1	5180	5.98	≤11.00	PASS
11A	Ant1	5200	5.45	≤11.00	PASS
11A	Ant1	5240	5.75	≤11.00	PASS
11N20SISO	Ant1	5180	5.31	≤11.00	PASS
11N20SISO	Ant1	5200	5.29	≤11.00	PASS
11N20SISO	Ant1	5240	5.53	≤11.00	PASS
11N40SISO	Ant1	5190	2.96	≤11.00	PASS
11N40SISO	Ant1	5230	1.8	≤11.00	PASS
11AC20SISO	Ant1	5180	5.19	≤11.00	PASS
11AC20SISO	Ant1	5200	5.42	≤11.00	PASS
11AC20SISO	Ant1	5240	5.11	≤11.00	PASS
11AC40SISO	Ant1	5190	3.37	≤11.00	PASS
11AC40SISO	Ant1	5230	3.3	≤11.00	PASS
11AX20SISO	Ant1	5180	5.24	≤11.00	PASS
11AX20SISO	Ant1	5200	5.6	≤11.00	PASS
11AX20SISO	Ant1	5240	5.3	≤11.00	PASS
11AX40SISO	Ant1	5190	2.75	≤11.00	PASS
11AX40SISO	Ant1	5230	2.08	≤11.00	PASS

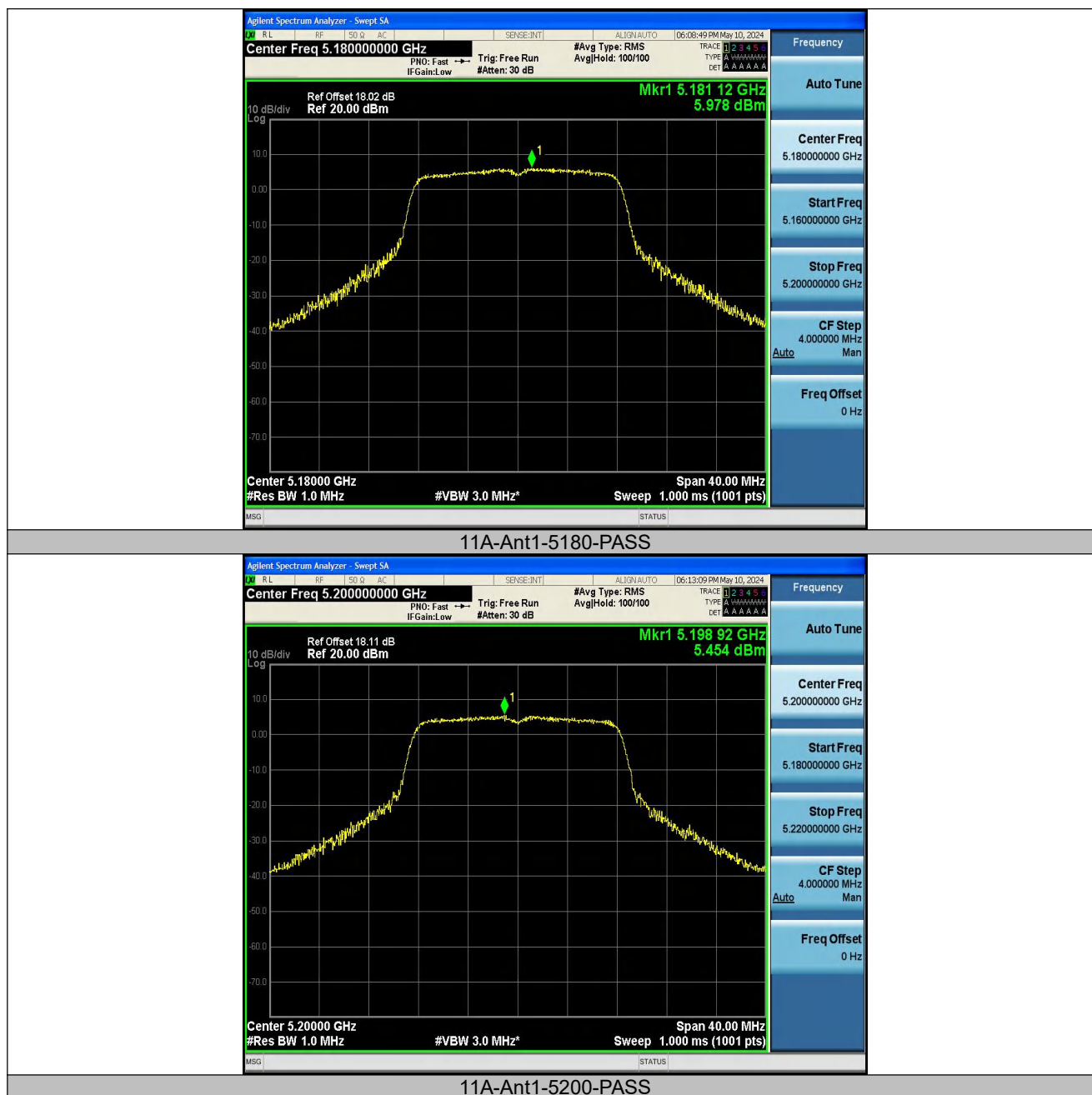
TestMode	Antenna	Frequency[MHz]	Result [dBm/300kHz]	Result [dBm/500kHz]	Limit[dBm/500kHz]	Verdict
11A	Ant1	5745	-0.22	2.00	≤30.00	PASS
11A	Ant1	5785	3.54	5.76	≤30.00	PASS
11A	Ant1	5825	4.73	6.95	≤30.00	PASS
11N20SISO	Ant1	5745	-0.15	2.07	≤30.00	PASS
11N20SISO	Ant1	5785	2.82	5.04	≤30.00	PASS
11N20SISO	Ant1	5825	4.16	6.38	≤30.00	PASS
11N40SISO	Ant1	5755	-1.92	0.30	≤30.00	PASS
11N40SISO	Ant1	5795	1.74	3.96	≤30.00	PASS
11AC20SISO	Ant1	5745	-0.23	1.99	≤30.00	PASS
11AC20SISO	Ant1	5785	2.76	4.98	≤30.00	PASS
11AC20SISO	Ant1	5825	4.28	6.50	≤30.00	PASS
11AC40SISO	Ant1	5755	-2.79	-0.57	≤30.00	PASS
11AC40SISO	Ant1	5795	0.67	2.89	≤30.00	PASS
11AX20SISO	Ant1	5745	-0.56	1.66	≤30.00	PASS
11AX20SISO	Ant1	5785	2.77	4.99	≤30.00	PASS
11AX20SISO	Ant1	5825	4.12	6.34	≤30.00	PASS
11AX40SISO	Ant1	5755	-1.89	0.33	≤30.00	PASS
11AX40SISO	Ant1	5795	0.98	3.20	≤30.00	PASS

Note: 1.The Result and Limit Unit is dBm/500 kHz in the band 5.725–5.85 GHz.

2. in the band 5.725–5.85 GHz the test RBW select 300KHz,so the measured result corrected by Result+10 log (500 kHz/300kHz).



Test Graphs:





11A-Ant1-5240-PASS



11A-Ant1-5745-PASS



11A-Ant1-5785-PASS



11A-Ant1-5825-PASS



11N20SISO-Ant1-5180-PASS



11N20SISO-Ant1-5200-PASS



Report No.: PTC24032524401E-FC04



11N20SISO-Ant1-5240-PASS



11N20SISO-Ant1-5745-PASS



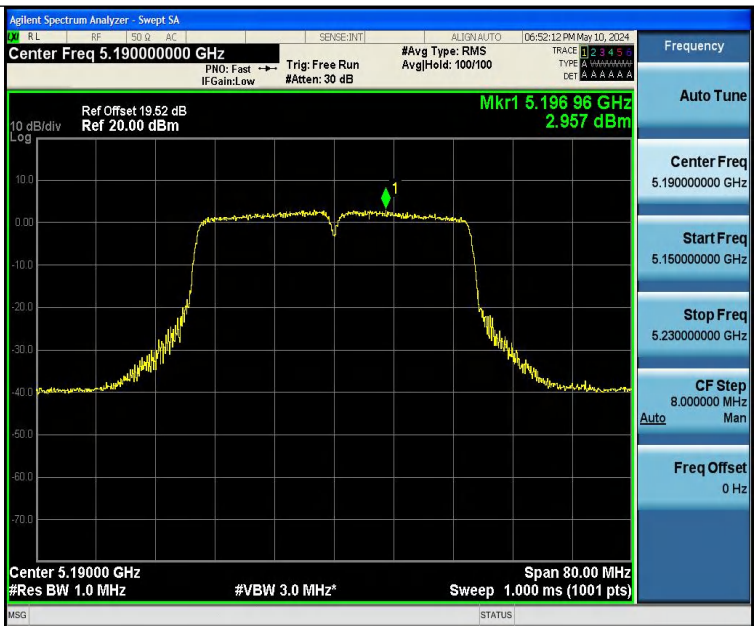
Report No.: PTC24032524401E-FC04



11N20SISO-Ant1-5785-PASS



11N20SISO-Ant1-5825-PASS



11N40SISO-Ant1-5190-PASS



11N40SISO-Ant1-5230-PASS



11N40SISO-Ant1-5755-PASS



11N40SISO-Ant1-5795-PASS



11AC20SISO-Ant1-5180-PASS



11AC20SISO-Ant1-5200-PASS



Report No.: PTC24032524401E-FC04



11AC20SISO-Ant1-5240-PASS



11AC20SISO-Ant1-5745-PASS



11AC20SISO-Ant1-5785-PASS



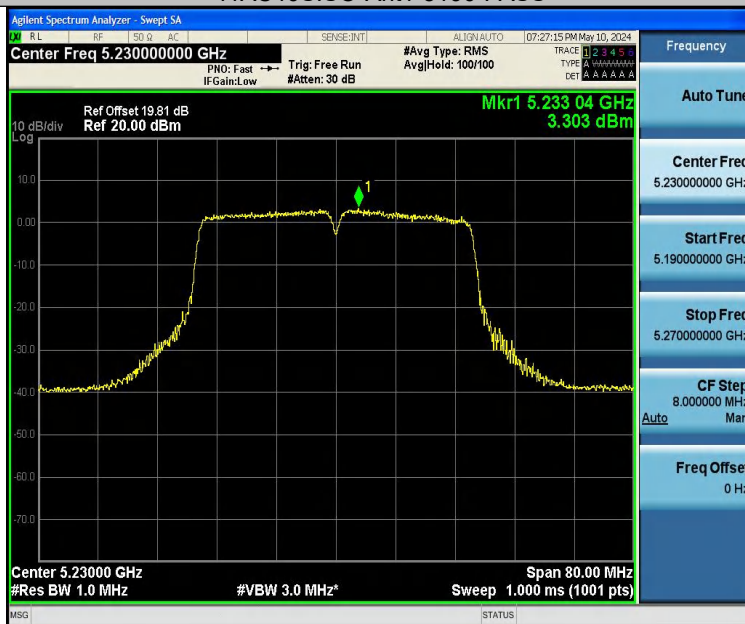
11AC20SISO-Ant1-5825-PASS



Report No.: PTC24032524401E-FC04



11AC40SISO-Ant1-5190-PASS



11AC40SISO-Ant1-5230-PASS



11AC40SISO-Ant1-5755-PASS



11AC40SISO-Ant1-5795-PASS