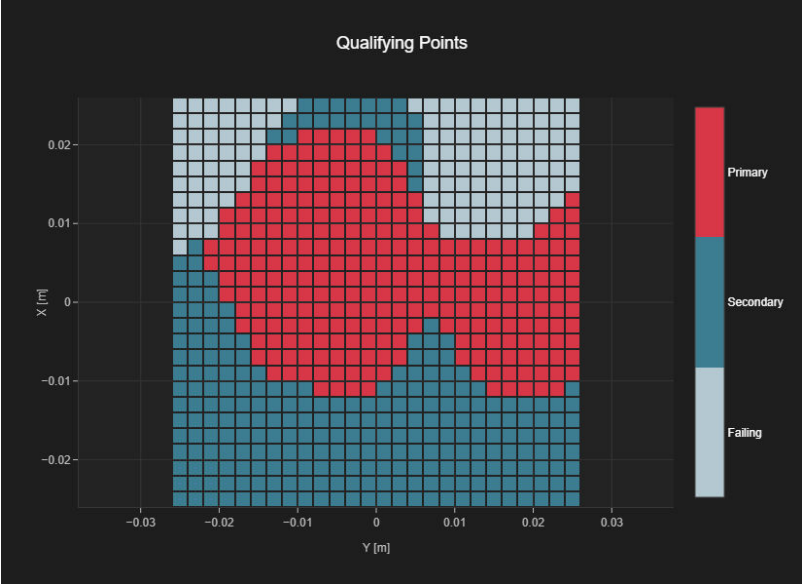


# T-Coil Coupling Mode Test Report

## Results

Primary Group Contiguous Point Count	Secondary Group Point Count	Secondary Group Max Longitudinal	Secondary Group Max Transverse
275	544	26	26



# T-Coil Signal Test Report

Measurement performed on December 02, 2024 at 16:49

## Device Under Test

Manufacturer	Model	Dimensions [mm]	Speaker Position [mm]
		146.2 x 71.8 x 7.5	144.3

## Hardware Setup

Probe Name	Probe Calibration Date	DAE Name	DAE Calibration Date
AM1DV3 - 3115	August 15, 2024	DAE4 Sn1374	October 30, 2024

## Communication Systems

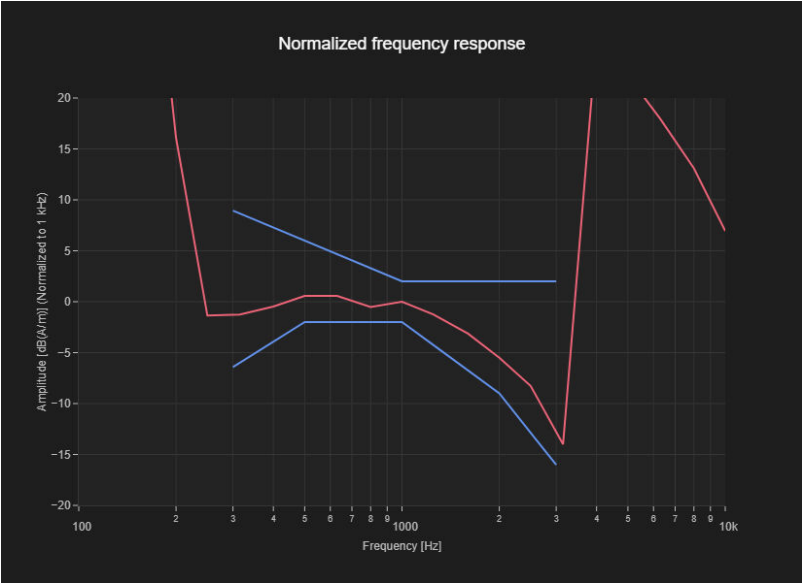
Band Name	Communication Systems Name	Channel	Frequency [MHz]
Band n71	5G NR (DFT-s-OFDM, 1 RB, 20 MHz, QPSK, 15 kHz)	136100	680.5

## Grid Settings

Extent X [mm]	Extent Y [mm]	Step X [mm]	Step Y [mm]	Distance [mm]
52.0	52.0	4.0	4.0	10.0

## Results

Audio File	Measurement Duration [s]	Margin Upper Bound [dB]	Margin Lower Bound [dB]
48k_voice_300-3000_2s.wav	2.0	2.0	1.48



# T-Coil Signal Test Report

Measurement performed on December 02, 2024 at 16:49

## Device Under Test

Manufacturer	Model	Dimensions [mm]	Speaker Position [mm]
		146.2 x 71.8 x 7.5	144.3

## Hardware Setup

Probe Name	Probe Calibration Date	DAE Name	DAE Calibration Date
AM1DV3 - 3115	August 15, 2024	DAE4 Sn1374	October 30, 2024

## Communication Systems

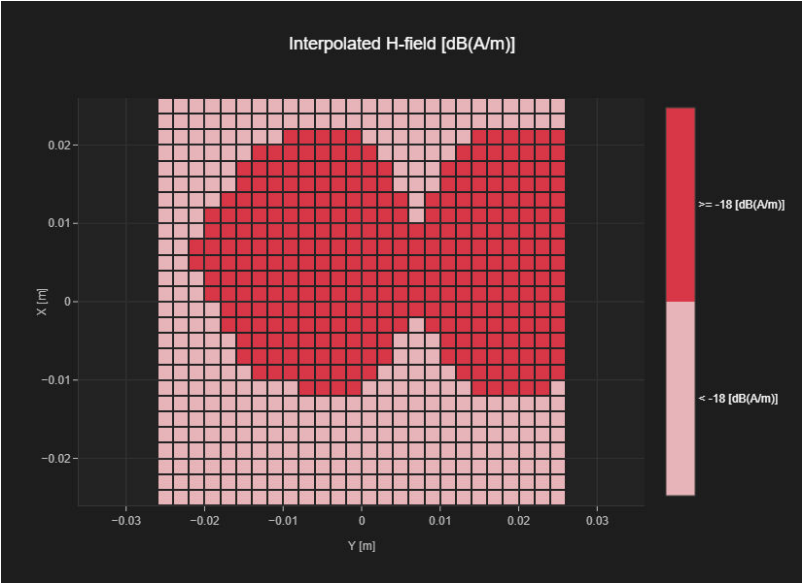
Band Name	Communication Systems Name	Channel	Frequency [MHz]
Band n71	5G NR (DFT-s-OFDM, 1 RB, 20 MHz, QPSK, 15 kHz)	136100	680.5

## Grid Settings

Extent X [mm]	Extent Y [mm]	Step X [mm]	Step Y [mm]	Distance [mm]
52.0	52.0	4.0	4.0	10.0

## Results

Audio File	Measurement Duration [s]	Gain [dB]	Hmax [dB(A/m)]
48k_voice_1kHz_1s.wav	2.0	-8.15	-4.63



# T-Coil Noise Test Report

Measurement performed on December 02, 2024 at 16:59

## Device Under Test

Manufacturer	Model	Dimensions [mm]	Speaker Position [mm]
		146.2 x 71.8 x 7.5	144.3

## Hardware Setup

Probe Name	Probe Calibration Date	DAE Name	DAE Calibration Date
AM1DV3 - 3115	August 15, 2024	DAE4 Sn1374	October 30, 2024

## Communication Systems

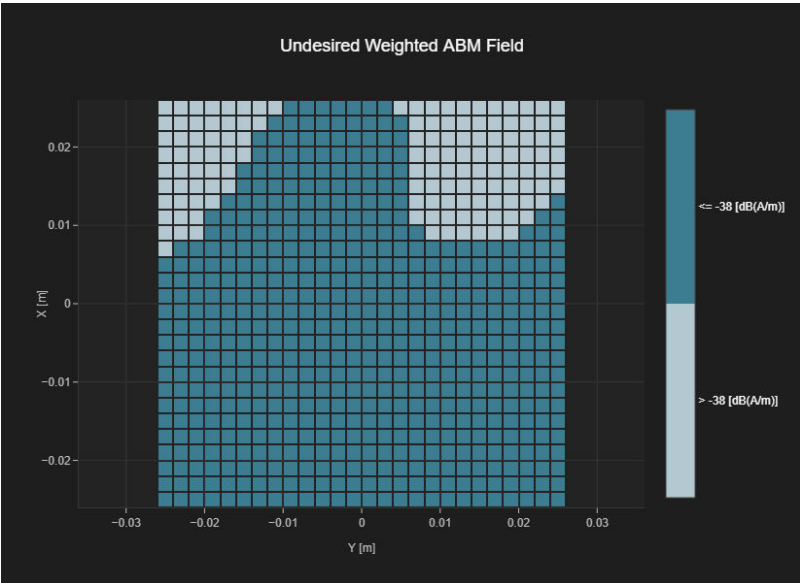
Band Name	Communication Systems Name	Channel	Frequency [MHz]
Band n71	5G NR (DFT-s-OFDM, 1 RB, 20 MHz, QPSK, 15 kHz)	136100	680.5

## Grid Settings

Extent X [mm]	Extent Y [mm]	Step X [mm]	Step Y [mm]	Distance [mm]
52.0	52.0	4.0	4.0	10.0

## Results

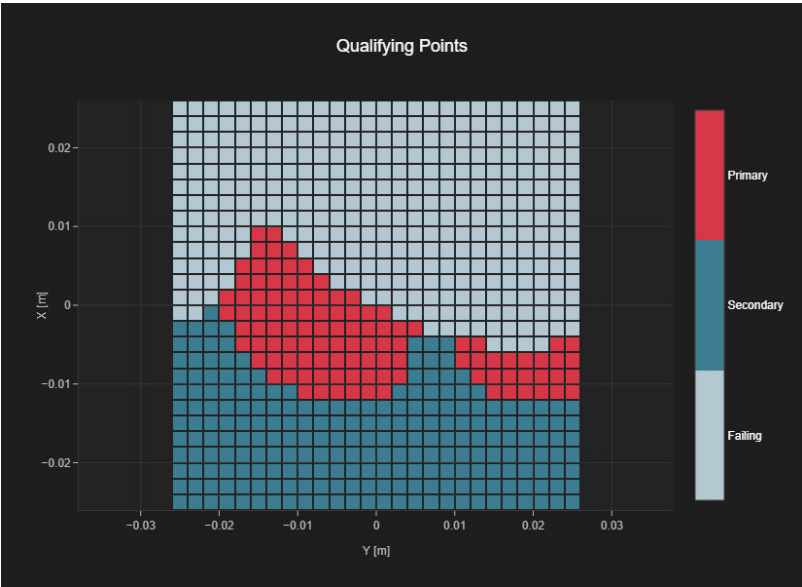
Secondary Group Point Count	Secondary Group Max Longitudinal	Secondary Group Max Transverse	Hmax [dB(A/m)]
544	26	26	-31.38



# T-Coil Coupling Mode Test Report

## Results

Primary Group Contiguous Point Count	Secondary Group Point Count	Secondary Group Max Longitudinal	Secondary Group Max Transverse
109	335	18	26



# T-Coil Signal Test Report

Measurement performed on December 01, 2024 at 15:29

## Device Under Test

Manufacturer	Model	Dimensions [mm]	Speaker Position [mm]
		146.2 x 71.8 x 7.5	144.3

## Hardware Setup

Probe Name	Probe Calibration Date	DAE Name	DAE Calibration Date
AM1DV3 - 3115	August 15, 2024	DAE4 Sn1374	October 30, 2024

## Communication Systems

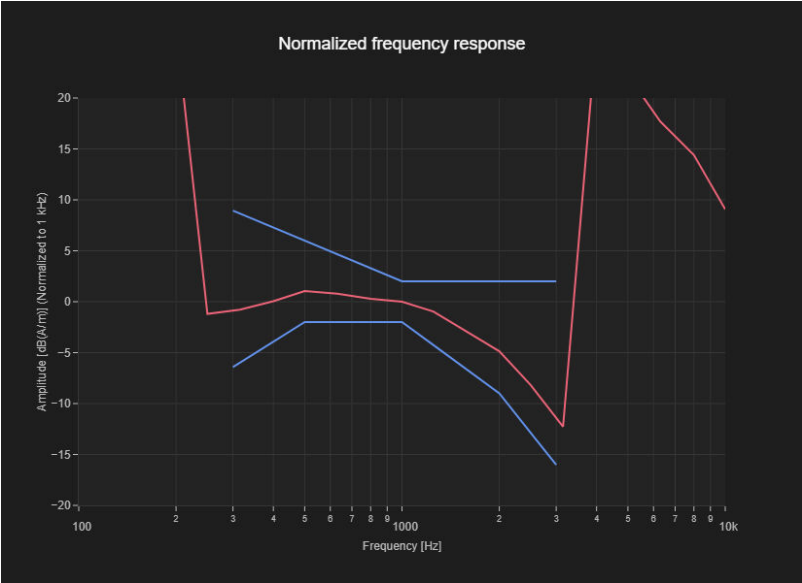
Band Name	Communication Systems Name	Channel	Frequency [MHz]
Band n38	5G NR (DFT-s-OFDM, 1 RB, 40 MHz, QPSK, 30 kHz)	519000	2595.0

## Grid Settings

Extent X [mm]	Extent Y [mm]	Step X [mm]	Step Y [mm]	Distance [mm]
52.0	52.0	4.0	4.0	10.0

## Results

Audio File	Measurement Duration [s]	Margin Upper Bound [dB]	Margin Lower Bound [dB]
48k_voice_300-3000_2s.wav	2.0	2.0	2.0



# T-Coil Signal Test Report

Measurement performed on December 01, 2024 at 15:29

## Device Under Test

Manufacturer	Model	Dimensions [mm]	Speaker Position [mm]
		146.2 x 71.8 x 7.5	144.3

## Hardware Setup

Probe Name	Probe Calibration Date	DAE Name	DAE Calibration Date
AM1DV3 - 3115	August 15, 2024	DAE4 Sn1374	October 30, 2024

## Communication Systems

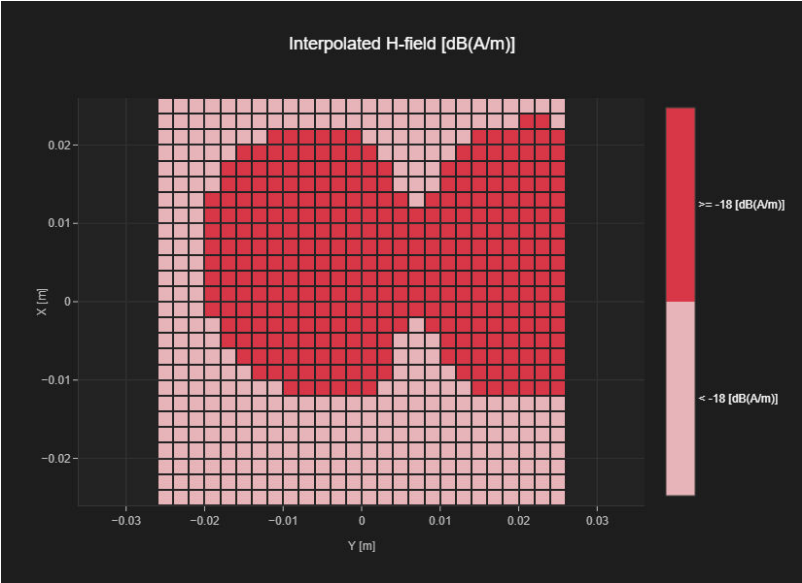
Band Name	Communication Systems Name	Channel	Frequency [MHz]
Band n38	5G NR (DFT-s-OFDM, 1 RB, 40 MHz, QPSK, 30 kHz)	519000	2595.0

## Grid Settings

Extent X [mm]	Extent Y [mm]	Step X [mm]	Step Y [mm]	Distance [mm]
52.0	52.0	4.0	4.0	10.0

## Results

Audio File	Measurement Duration [s]	Gain [dB]	Hmax [dB(A/m)]
48k_voice_1kHz_1s.wav	2.0	-8.15	-3.77



# T-Coil Noise Test Report

Measurement performed on December 01, 2024 at 15:41

## Device Under Test

Manufacturer	Model	Dimensions [mm]	Speaker Position [mm]
		146.2 x 71.8 x 7.5	144.3

## Hardware Setup

Probe Name	Probe Calibration Date	DAE Name	DAE Calibration Date
AM1DV3 - 3115	August 15, 2024	DAE4 Sn1374	October 30, 2024

## Communication Systems

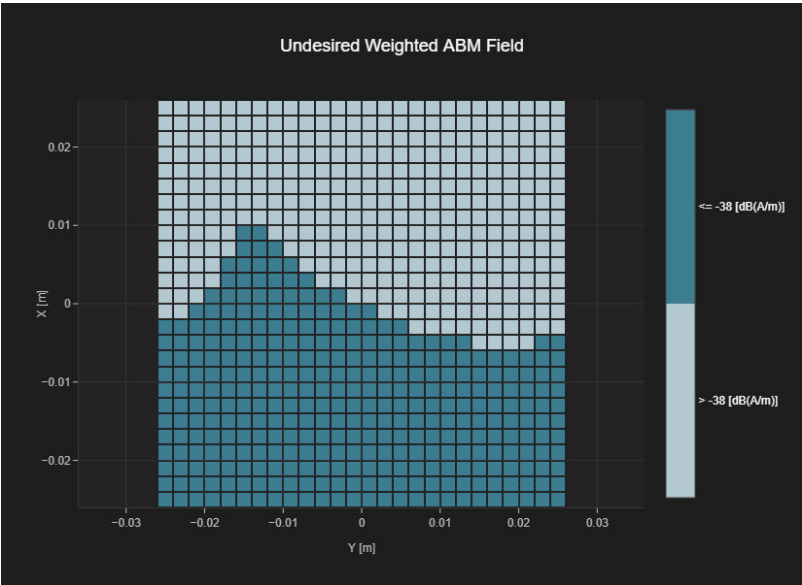
Band Name	Communication Systems Name	Channel	Frequency [MHz]
Band n38	5G NR (DFT-s-OFDM, 1 RB, 40 MHz, QPSK, 30 kHz)	519000	2595.0

## Grid Settings

Extent X [mm]	Extent Y [mm]	Step X [mm]	Step Y [mm]	Distance [mm]
52.0	52.0	4.0	4.0	10.0

## Results

Secondary Group Point Count	Secondary Group Max Longitudinal	Secondary Group Max Transverse	Hmax [dB(A/m)]
335	18	26	-14.63

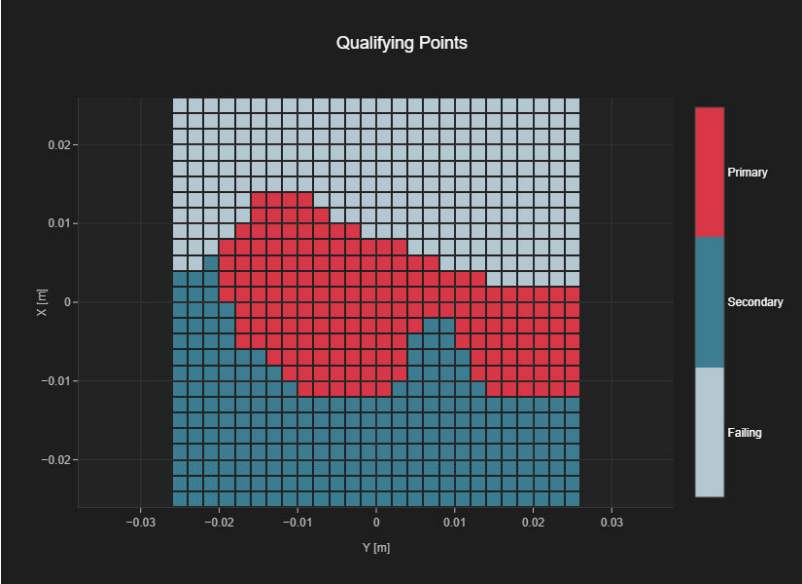




# T-Coil Coupling Mode Test Report

## Results

Primary Group Contiguous Point Count	Secondary Group Point Count	Secondary Group Max Longitudinal	Secondary Group Max Transverse
187	428	20	26



# T-Coil Signal Test Report

Measurement performed on December 03, 2024 at 17:36

## Device Under Test

Manufacturer	Model	Dimensions [mm]	Speaker Position [mm]
		146.2 x 71.8 x 7.5	144.3

## Hardware Setup

Probe Name	Probe Calibration Date	DAE Name	DAE Calibration Date
AM1DV3 - 3115	August 15, 2024	DAE4 Sn1374	October 30, 2024

## Communication Systems

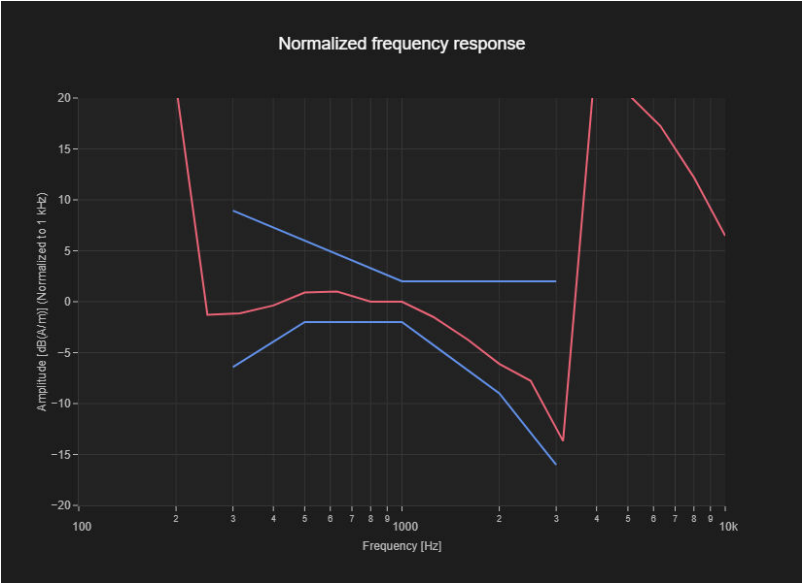
Band Name	Communication Systems Name	Channel	Frequency [MHz]
Band n41	5G NR (DFT-s-OFDM, 1 RB, 100 MHz, QPSK, 30 kHz)	518598	2592.99

## Grid Settings

Extent X [mm]	Extent Y [mm]	Step X [mm]	Step Y [mm]	Distance [mm]
52.0	52.0	4.0	4.0	10.0

## Results

Audio File	Measurement Duration [s]	Margin Upper Bound [dB]	Margin Lower Bound [dB]
48k_voice_300-3000_2s.wav	2.0	2.0	2.0



# T-Coil Signal Test Report

Measurement performed on December 03, 2024 at 17:36

## Device Under Test

Manufacturer	Model	Dimensions [mm]	Speaker Position [mm]
		146.2 x 71.8 x 7.5	144.3

## Hardware Setup

Probe Name	Probe Calibration Date	DAE Name	DAE Calibration Date
AM1DV3 - 3115	August 15, 2024	DAE4 Sn1374	October 30, 2024

## Communication Systems

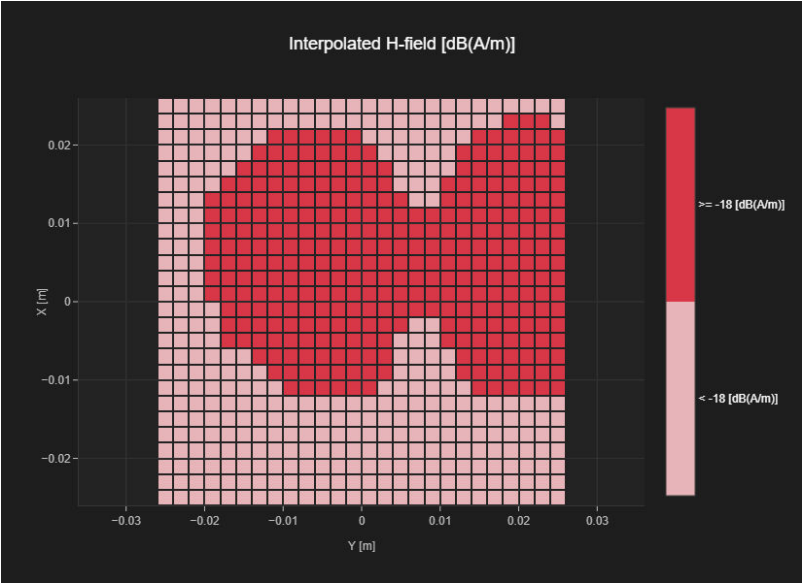
Band Name	Communication Systems Name	Channel	Frequency [MHz]
Band n41	5G NR (DFT-s-OFDM, 1 RB, 100 MHz, QPSK, 30 kHz)	518598	2592.99

## Grid Settings

Extent X [mm]	Extent Y [mm]	Step X [mm]	Step Y [mm]	Distance [mm]
52.0	52.0	4.0	4.0	10.0

## Results

Audio File	Measurement Duration [s]	Gain [dB]	Hmax [dB(A/m)]
48k_voice_1kHz_1s.wav	2.0	-8.15	-4.41



# T-Coil Noise Test Report

Measurement performed on December 03, 2024 at 17:26

## Device Under Test

Manufacturer	Model	Dimensions [mm]	Speaker Position [mm]
		146.2 x 71.8 x 7.5	144.3

## Hardware Setup

Probe Name	Probe Calibration Date	DAE Name	DAE Calibration Date
AM1DV3 - 3115	August 15, 2024	DAE4 Sn1374	October 30, 2024

## Communication Systems

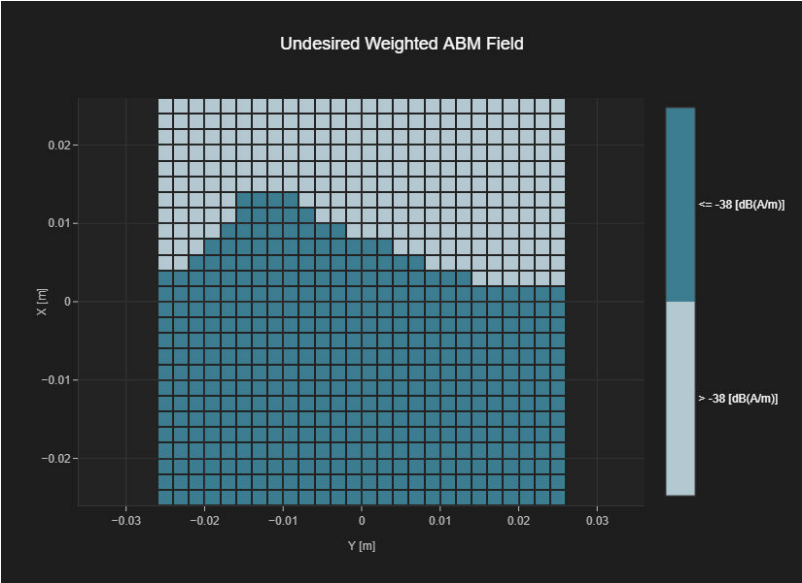
Band Name	Communication Systems Name	Channel	Frequency [MHz]
Band n41	5G NR (DFT-s-OFDM, 1 RB, 100 MHz, QPSK, 30 kHz)	518598	2592.99

## Grid Settings

Extent X [mm]	Extent Y [mm]	Step X [mm]	Step Y [mm]	Distance [mm]
52.0	52.0	4.0	4.0	10.0

## Results

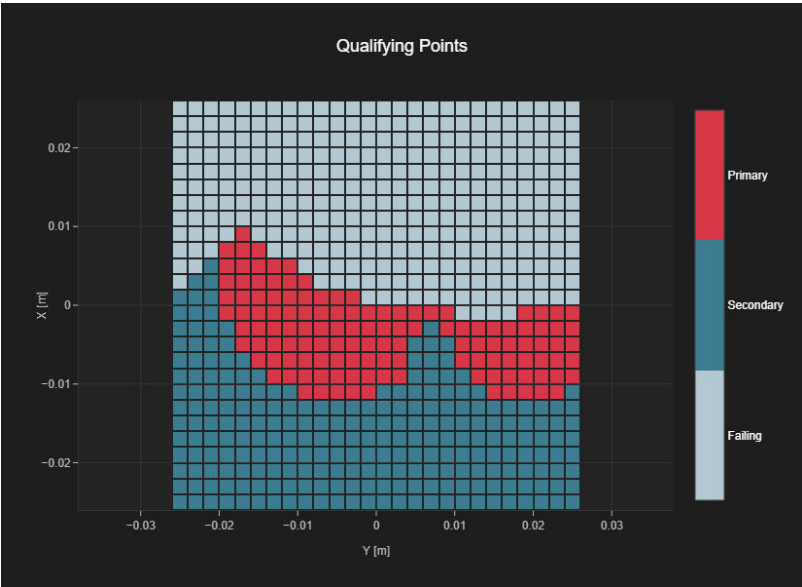
Secondary Group Point Count	Secondary Group Max Longitudinal	Secondary Group Max Transverse	Hmax [dB(A/m)]
428	20	26	-22.3



# T-Coil Coupling Mode Test Report

## Results

Primary Group Contiguous Point Count	Secondary Group Point Count	Secondary Group Max Longitudinal	Secondary Group Max Transverse
127	364	18	26



# T-Coil Signal Test Report

Measurement performed on December 01, 2024 at 16:31

## Device Under Test

Manufacturer	Model	Dimensions [mm]	Speaker Position [mm]
		146.2 x 71.8 x 7.5	144.3

## Hardware Setup

Probe Name	Probe Calibration Date	DAE Name	DAE Calibration Date
AM1DV3 - 3115	August 15, 2024	DAE4 Sn1374	October 30, 2024

## Communication Systems

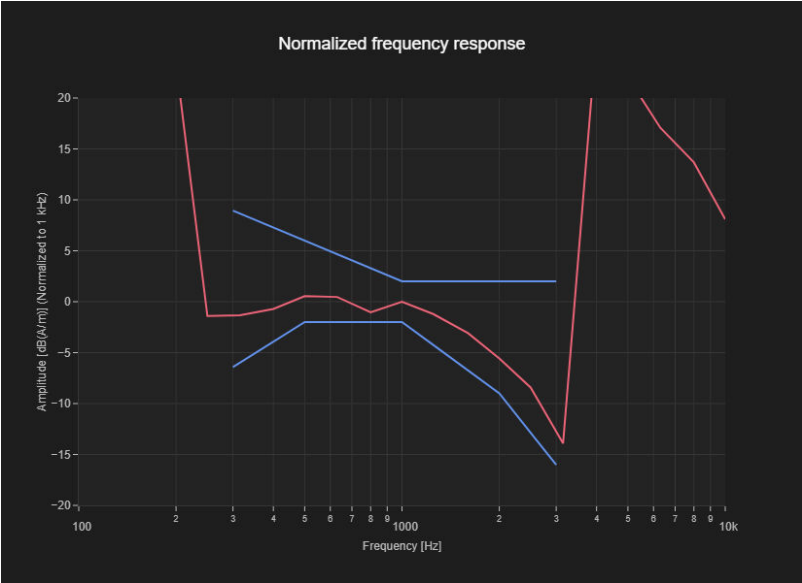
Band Name	Communication Systems Name	Channel	Frequency [MHz]
Band n48	5G NR (DFT-s-OFDM, 1 RB, 40 MHz, QPSK, 30 kHz)	641666	3624.985

## Grid Settings

Extent X [mm]	Extent Y [mm]	Step X [mm]	Step Y [mm]	Distance [mm]
52.0	52.0	4.0	4.0	10.0

## Results

Audio File	Measurement Duration [s]	Margin Upper Bound [dB]	Margin Lower Bound [dB]
48k_voice_300-3000_2s.wav	2.0	2.0	0.95



# T-Coil Signal Test Report

Measurement performed on December 01, 2024 at 16:31

## Device Under Test

Manufacturer	Model	Dimensions [mm]	Speaker Position [mm]
		146.2 x 71.8 x 7.5	144.3

## Hardware Setup

Probe Name	Probe Calibration Date	DAE Name	DAE Calibration Date
AM1DV3 - 3115	August 15, 2024	DAE4 Sn1374	October 30, 2024

## Communication Systems

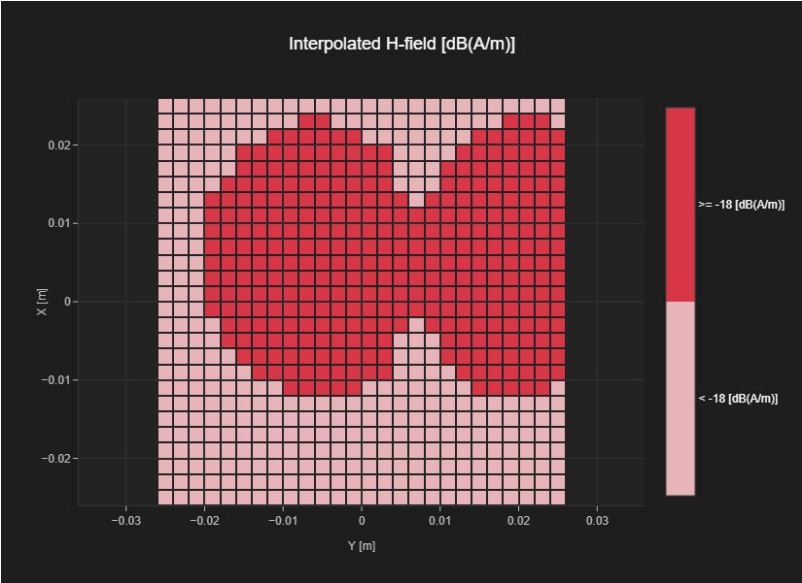
Band Name	Communication Systems Name	Channel	Frequency [MHz]
Band n48	5G NR (DFT-s-OFDM, 1 RB, 40 MHz, QPSK, 30 kHz)	641666	3624.985

## Grid Settings

Extent X [mm]	Extent Y [mm]	Step X [mm]	Step Y [mm]	Distance [mm]
52.0	52.0	4.0	4.0	10.0

## Results

Audio File	Measurement Duration [s]	Gain [dB]	Hmax [dB(A/m)]
48k_voice_1kHz_1s.wav	2.0	-8.15	-3.78



# T-Coil Noise Test Report

Measurement performed on December 01, 2024 at 16:43

## Device Under Test

Manufacturer	Model	Dimensions [mm]	Speaker Position [mm]
		146.2 x 71.8 x 7.5	144.3

## Hardware Setup

Probe Name	Probe Calibration Date	DAE Name	DAE Calibration Date
AM1DV3 - 3115	August 15, 2024	DAE4 Sn1374	October 30, 2024

## Communication Systems

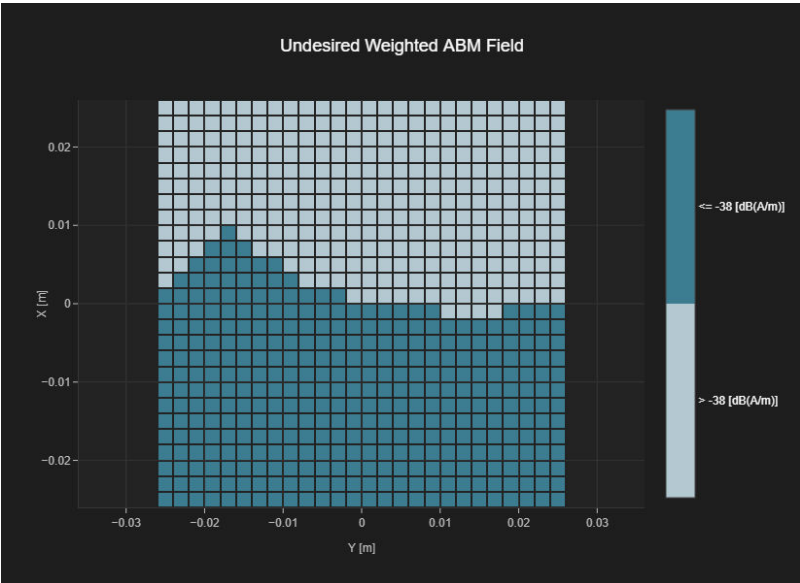
Band Name	Communication Systems Name	Channel	Frequency [MHz]
Band n48	5G NR (DFT-s-OFDM, 1 RB, 40 MHz, QPSK, 30 kHz)	641666	3624.985

## Grid Settings

Extent X [mm]	Extent Y [mm]	Step X [mm]	Step Y [mm]	Distance [mm]
52.0	52.0	4.0	4.0	10.0

## Results

Secondary Group Point Count	Secondary Group Max Longitudinal	Secondary Group Max Transverse	Hmax [dB(A/m)]
364	18	26	-15.95

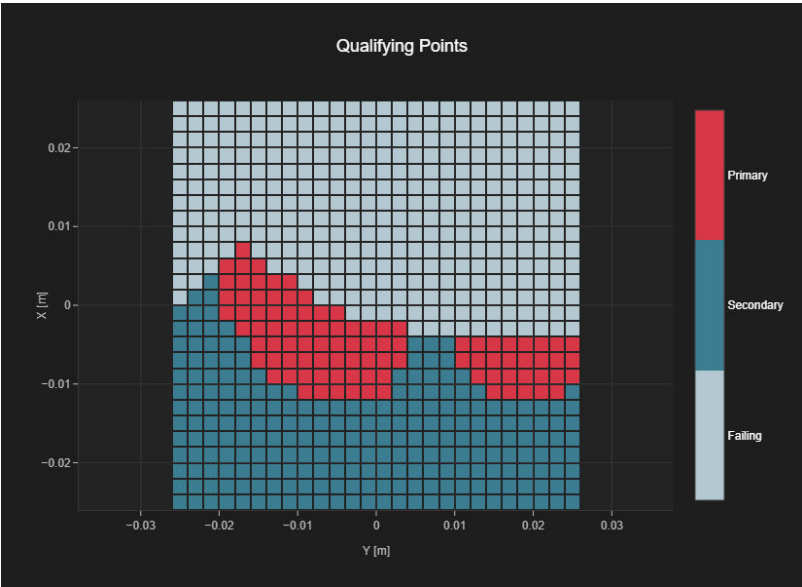




# T-Coil Coupling Mode Test Report

## Results

Primary Group Contiguous Point Count	Secondary Group Point Count	Secondary Group Max Longitudinal	Secondary Group Max Transverse
96	330	17	26



# T-Coil Signal Test Report

Measurement performed on December 01, 2024 at 17:01

## Device Under Test

Manufacturer	Model	Dimensions [mm]	Speaker Position [mm]
		146.2 x 71.8 x 7.5	144.3

## Hardware Setup

Probe Name	Probe Calibration Date	DAE Name	DAE Calibration Date
AM1DV3 - 3115	August 15, 2024	DAE4 Sn1374	October 30, 2024

## Communication Systems

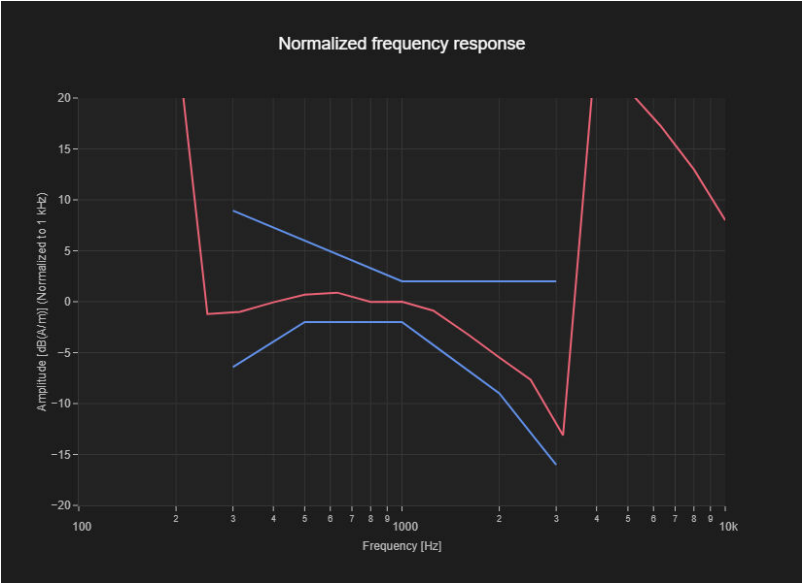
Band Name	Communication Systems Name	Channel	Frequency [MHz]
Band n77	5G NR (DFT-s-OFDM, 1 RB, 100 MHz, QPSK, 30 kHz)	656000	3840.0

## Grid Settings

Extent X [mm]	Extent Y [mm]	Step X [mm]	Step Y [mm]	Distance [mm]
52.0	52.0	4.0	4.0	10.0

## Results

Audio File	Measurement Duration [s]	Margin Upper Bound [dB]	Margin Lower Bound [dB]
48k_voice_300-3000_2s.wav	2.0	2.0	1.97



# T-Coil Signal Test Report

Measurement performed on December 01, 2024 at 17:01

## Device Under Test

Manufacturer	Model	Dimensions [mm]	Speaker Position [mm]
		146.2 x 71.8 x 7.5	144.3

## Hardware Setup

Probe Name	Probe Calibration Date	DAE Name	DAE Calibration Date
AM1DV3 - 3115	August 15, 2024	DAE4 Sn1374	October 30, 2024

## Communication Systems

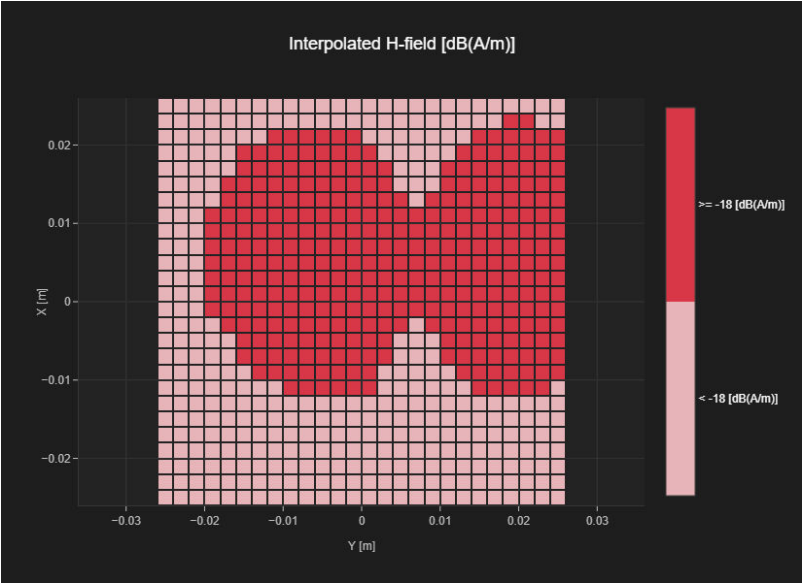
Band Name	Communication Systems Name	Channel	Frequency [MHz]
Band n77	5G NR (DFT-s-OFDM, 1 RB, 100 MHz, QPSK, 30 kHz)	656000	3840.0

## Grid Settings

Extent X [mm]	Extent Y [mm]	Step X [mm]	Step Y [mm]	Distance [mm]
52.0	52.0	4.0	4.0	10.0

## Results

Audio File	Measurement Duration [s]	Gain [dB]	Hmax [dB(A/m)]
48k_voice_1kHz_1s.wav	2.0	-8.15	-4.03



# T-Coil Noise Test Report

Measurement performed on December 01, 2024 at 17:11

## Device Under Test

Manufacturer	Model	Dimensions [mm]	Speaker Position [mm]
		146.2 x 71.8 x 7.5	144.3

## Hardware Setup

Probe Name	Probe Calibration Date	DAE Name	DAE Calibration Date
AM1DV3 - 3115	August 15, 2024	DAE4 Sn1374	October 30, 2024

## Communication Systems

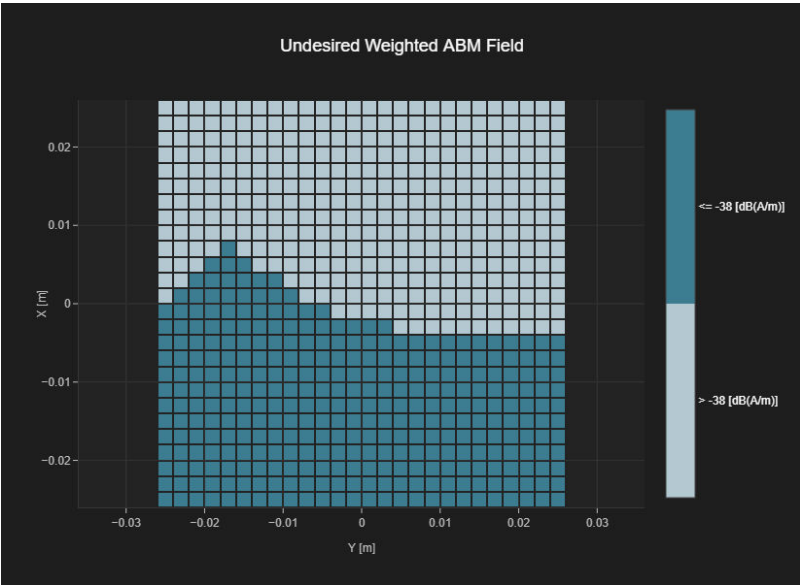
Band Name	Communication Systems Name	Channel	Frequency [MHz]
Band n77	5G NR (DFT-s-OFDM, 1 RB, 100 MHz, QPSK, 30 kHz)	656000	3840.0

## Grid Settings

Extent X [mm]	Extent Y [mm]	Step X [mm]	Step Y [mm]	Distance [mm]
52.0	52.0	4.0	4.0	10.0

## Results

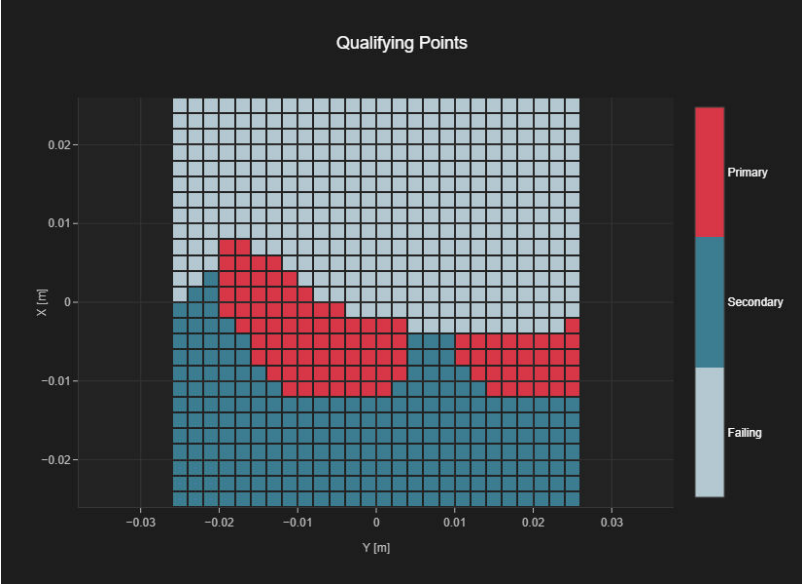
Secondary Group Point Count	Secondary Group Max Longitudinal	Secondary Group Max Transverse	Hmax [dB(A/m)]
330	17	26	-13.96



# T-Coil Coupling Mode Test Report

## Results

Primary Group Contiguous Point Count	Secondary Group Point Count	Secondary Group Max Longitudinal	Secondary Group Max Transverse
102	333	17	26



# T-Coil Signal Test Report

Measurement performed on November 29, 2024 at 13:57

## Device Under Test

Manufacturer	Model	Dimensions [mm]	Speaker Position [mm]
		146.2 x 71.8 x 7.5	144.3

## Hardware Setup

Probe Name	Probe Calibration Date	DAE Name	DAE Calibration Date
AM1DV3 - 3115	August 15, 2024	DAE4 Sn1374	October 30, 2024

## Communication Systems

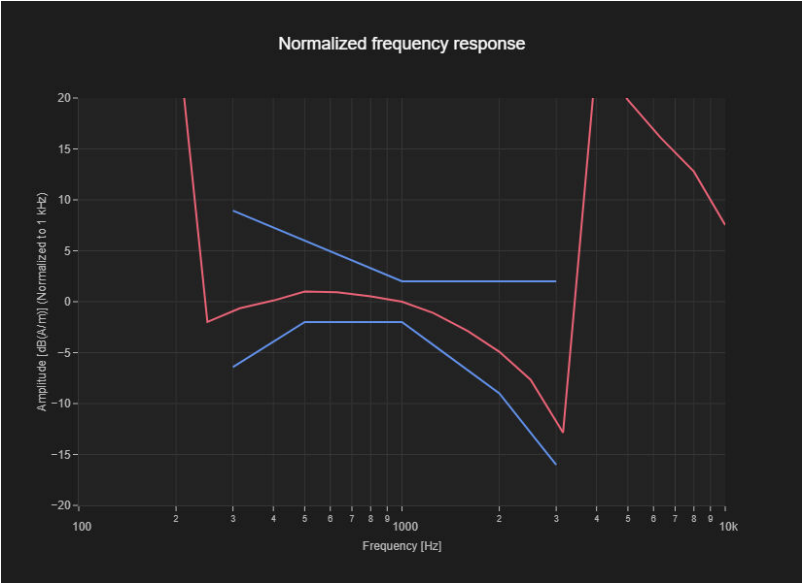
Band Name	Communication Systems Name	Channel	Frequency [MHz]
Band n78	5G NR (DFT-s-OFDM, 1 RB, 100 MHz, QPSK, 30 kHz)	636666	3549.99

## Grid Settings

Extent X [mm]	Extent Y [mm]	Step X [mm]	Step Y [mm]	Distance [mm]
52.0	52.0	4.0	4.0	10.0

## Results

Audio File	Measurement Duration [s]	Margin Upper Bound [dB]	Margin Lower Bound [dB]
48k_voice_300-3000_2s.wav	2.0	2.0	2.0



# T-Coil Signal Test Report

Measurement performed on November 29, 2024 at 13:57

## Device Under Test

Manufacturer	Model	Dimensions [mm]	Speaker Position [mm]
		146.2 x 71.8 x 7.5	144.3

## Hardware Setup

Probe Name	Probe Calibration Date	DAE Name	DAE Calibration Date
AM1DV3 - 3115	August 15, 2024	DAE4 Sn1374	October 30, 2024

## Communication Systems

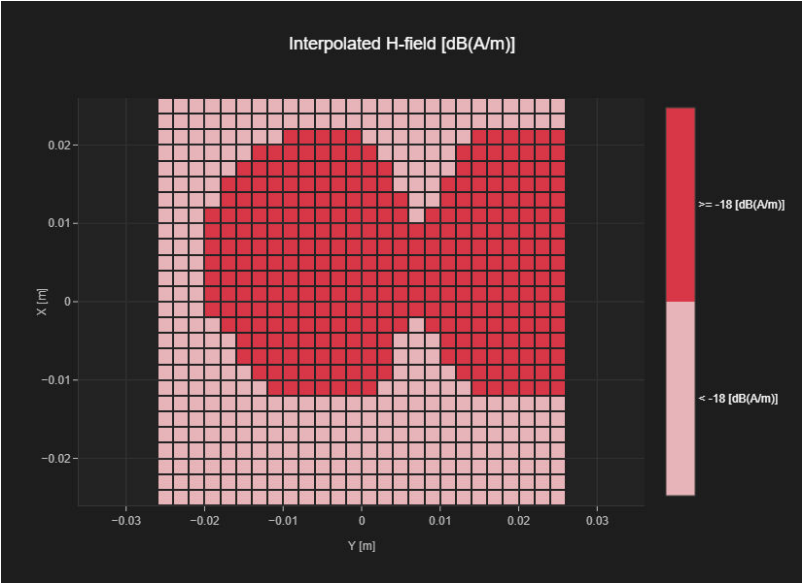
Band Name	Communication Systems Name	Channel	Frequency [MHz]
Band n78	5G NR (DFT-s-OFDM, 1 RB, 100 MHz, QPSK, 30 kHz)	636666	3549.99

## Grid Settings

Extent X [mm]	Extent Y [mm]	Step X [mm]	Step Y [mm]	Distance [mm]
52.0	52.0	4.0	4.0	10.0

## Results

Audio File	Measurement Duration [s]	Gain [dB]	Hmax [dB(A/m)]
48k_voice_1kHz_1s.wav	2.0	-8.13	-4.79



# T-Coil Noise Test Report

Measurement performed on November 29, 2024 at 14:07

## Device Under Test

Manufacturer	Model	Dimensions [mm]	Speaker Position [mm]
		146.2 x 71.8 x 7.5	144.3

## Hardware Setup

Probe Name	Probe Calibration Date	DAE Name	DAE Calibration Date
AM1DV3 - 3115	August 15, 2024	DAE4 Sn1374	October 30, 2024

## Communication Systems

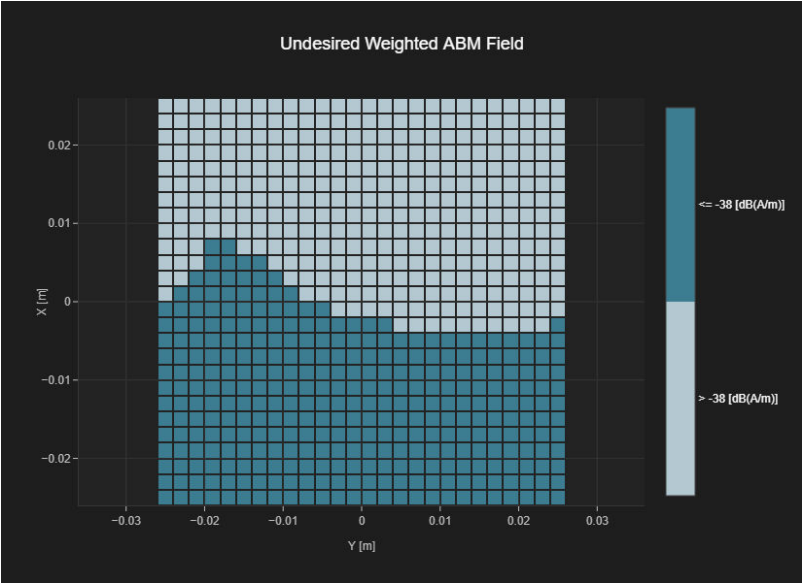
Band Name	Communication Systems Name	Channel	Frequency [MHz]
Band n78	5G NR (DFT-s-OFDM, 1 RB, 100 MHz, QPSK, 30 kHz)	636666	3549.99

## Grid Settings

Extent X [mm]	Extent Y [mm]	Step X [mm]	Step Y [mm]	Distance [mm]
52.0	52.0	4.0	4.0	10.0

## Results

Secondary Group Point Count	Secondary Group Max Longitudinal	Secondary Group Max Transverse	Hmax [dB(A/m)]
333	17	26	-14.33

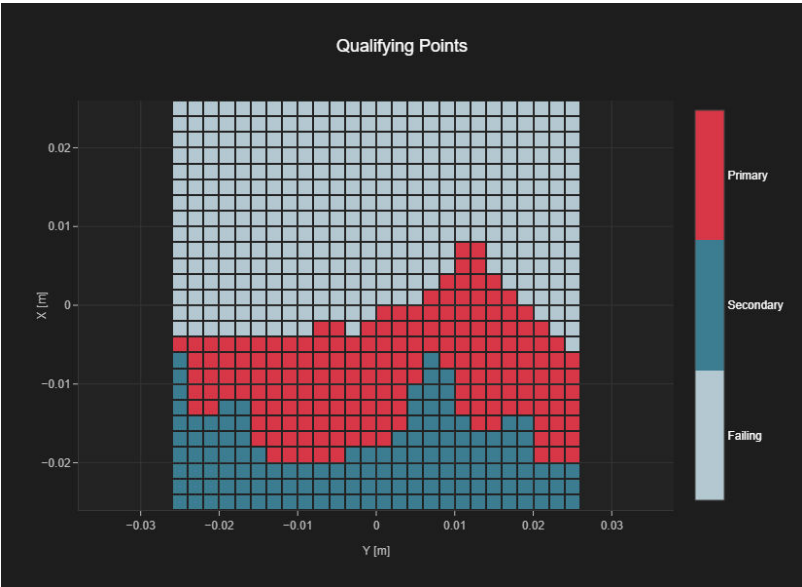




# T-Coil Coupling Mode Test Report

## Results

Primary Group Contiguous Point Count	Secondary Group Point Count	Secondary Group Max Longitudinal	Secondary Group Max Transverse
187	323	17	26



# T-Coil Signal Test Report

Measurement performed on December 06, 2024 at 19:08

## Device Under Test

Manufacturer	Model	Dimensions [mm]	Speaker Position [mm]
		146.2 x 71.8 x 7.5	144.3

## Hardware Setup

Probe Name	Probe Calibration Date	DAE Name	DAE Calibration Date
AM1DV3 - 3115	August 15, 2024	DAE4 Sn1374	October 30, 2024

## Communication Systems

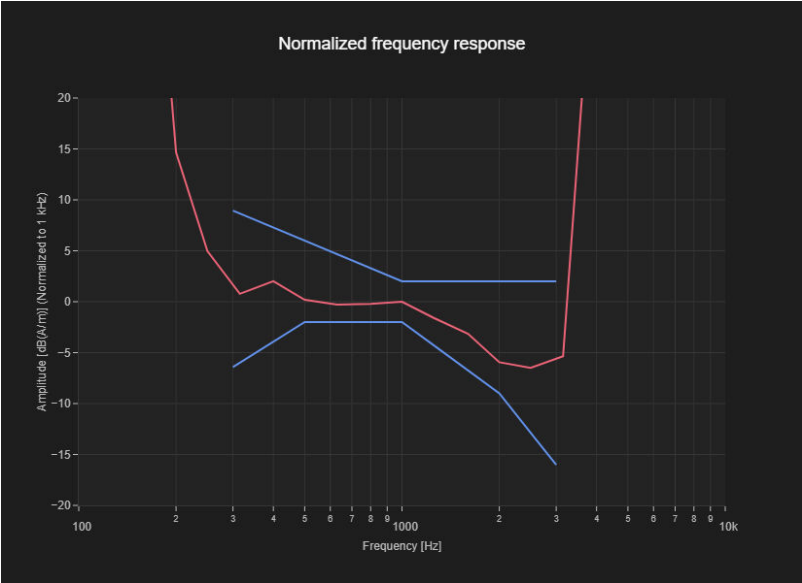
Band Name	Communication Systems Name	Channel	Frequency [MHz]
WLAN 2.4GHz	IEEE 802.11b WiFi 2.4 GHz (DSSS, 1 Mbps)	6	2437.0

## Grid Settings

Extent X [mm]	Extent Y [mm]	Step X [mm]	Step Y [mm]	Distance [mm]
52.0	52.0	4.0	4.0	10.0

## Results

Audio File	Measurement Duration [s]	Margin Upper Bound [dB]	Margin Lower Bound [dB]
48k_voice_300-3000_2s.wav	2.0	2.0	1.72



# T-Coil Signal Test Report

Measurement performed on December 06, 2024 at 19:08

## Device Under Test

Manufacturer	Model	Dimensions [mm]	Speaker Position [mm]
		146.2 x 71.8 x 7.5	144.3

## Hardware Setup

Probe Name	Probe Calibration Date	DAE Name	DAE Calibration Date
AM1DV3 - 3115	August 15, 2024	DAE4 Sn1374	October 30, 2024

## Communication Systems

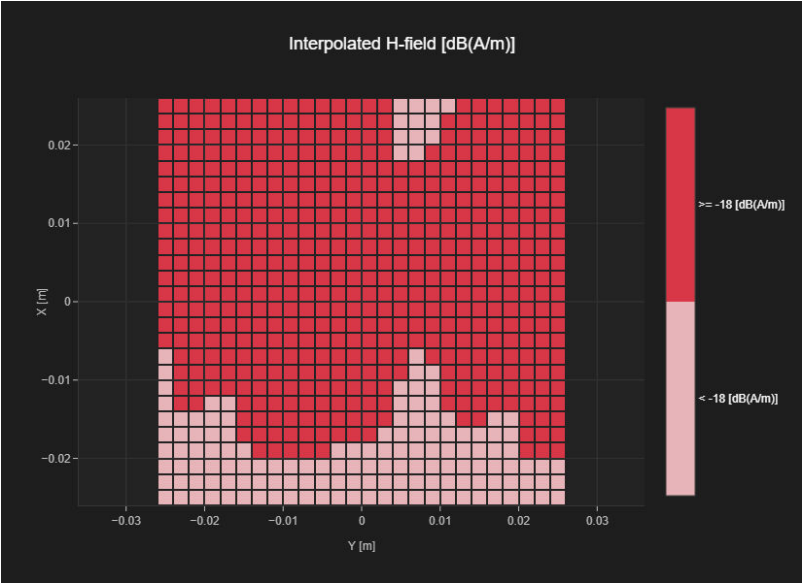
Band Name	Communication Systems Name	Channel	Frequency [MHz]
WLAN 2.4GHz	IEEE 802.11b WiFi 2.4 GHz (DSSS, 1 Mbps)	6	2437.0

## Grid Settings

Extent X [mm]	Extent Y [mm]	Step X [mm]	Step Y [mm]	Distance [mm]
52.0	52.0	4.0	4.0	10.0

## Results

Audio File	Measurement Duration [s]	Gain [dB]	Hmax [dB(A/m)]
48k_voice_1kHz_1s.wav	2.0	-8.16	3.37



# T-Coil Noise Test Report

Measurement performed on December 06, 2024 at 18:25

## Device Under Test

Manufacturer	Model	Dimensions [mm]	Speaker Position [mm]
		146.2 x 71.8 x 7.5	144.3

## Hardware Setup

Probe Name	Probe Calibration Date	DAE Name	DAE Calibration Date
AM1DV3 - 3115	August 15, 2024	DAE4 Sn1374	October 30, 2024

## Communication Systems

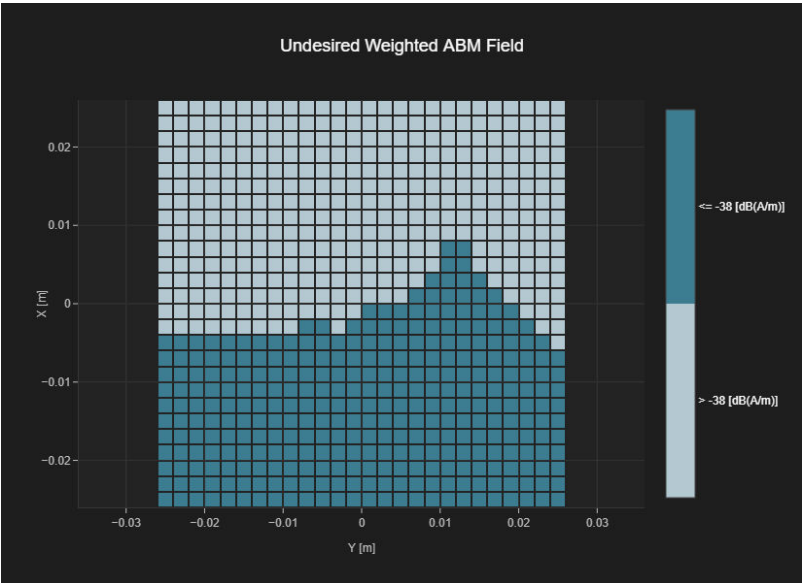
Band Name	Communication Systems Name	Channel	Frequency [MHz]
WLAN 2.4GHz	IEEE 802.11b WiFi 2.4 GHz (DSSS, 1 Mbps)	6	2437.0

## Grid Settings

Extent X [mm]	Extent Y [mm]	Step X [mm]	Step Y [mm]	Distance [mm]
52.0	52.0	4.0	4.0	10.0

## Results

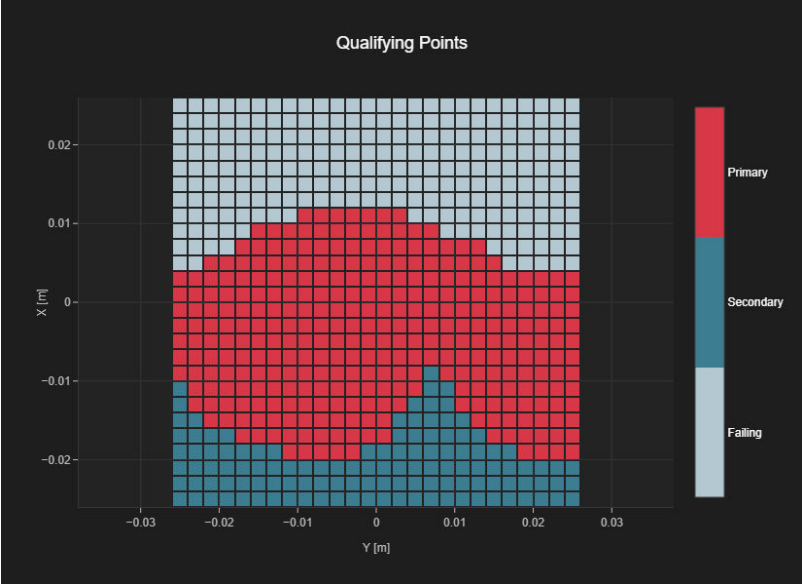
Secondary Group Point Count	Secondary Group Max Longitudinal	Secondary Group Max Transverse	Hmax [dB(A/m)]
323	17	26	-16.41



# T-Coil Coupling Mode Test Report

## Results

Primary Group Contiguous Point Count	Secondary Group Point Count	Secondary Group Max Longitudinal	Secondary Group Max Transverse
324	444	19	26



# T-Coil Signal Test Report

Measurement performed on December 13, 2024 at 13:12

## Device Under Test

Manufacturer	Model	Dimensions [mm]	Speaker Position [mm]
		146.2 x 71.8 x 7.5	144.3

## Hardware Setup

Probe Name	Probe Calibration Date	DAE Name	DAE Calibration Date
AM1DV3 - 3115	August 15, 2024	DAE4 Sn1374	October 30, 2024

## Communication Systems

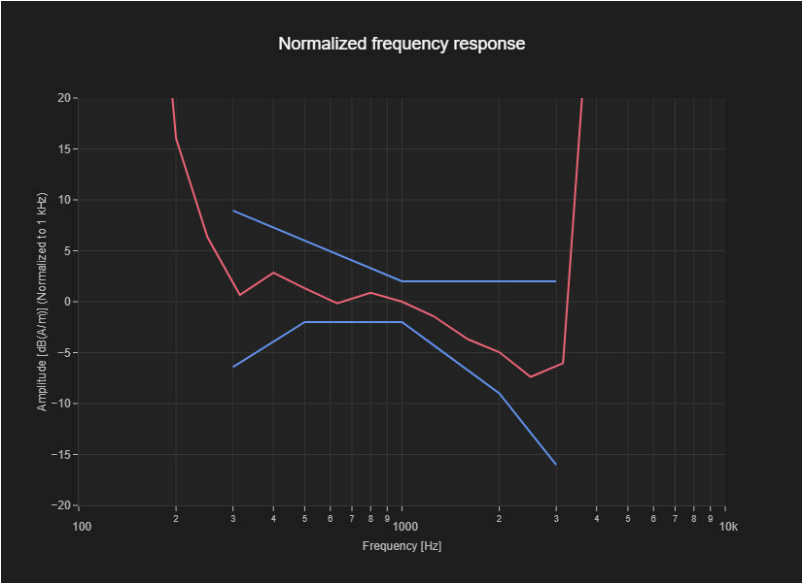
Band Name	Communication Systems Name	Channel	Frequency [MHz]
WLAN 5GHz	IEEE 802.11n (HT Mixed, 40MHz, MCS0, 90pc duty cycle)	54	5270.0

## Grid Settings

Extent X [mm]	Extent Y [mm]	Step X [mm]	Step Y [mm]	Distance [mm]
52.0	52.0	4.0	4.0	10.0

## Results

Audio File	Measurement Duration [s]	Margin Upper Bound [dB]	Margin Lower Bound [dB]
48k_voice_300-3000_2s.wav	2.0	2.0	1.85



# T-Coil Signal Test Report

Measurement performed on December 13, 2024 at 13:12

## Device Under Test

Manufacturer	Model	Dimensions [mm]	Speaker Position [mm]
		146.2 x 71.8 x 7.5	144.3

## Hardware Setup

Probe Name	Probe Calibration Date	DAE Name	DAE Calibration Date
AM1DV3 - 3115	August 15, 2024	DAE4 Sn1374	October 30, 2024

## Communication Systems

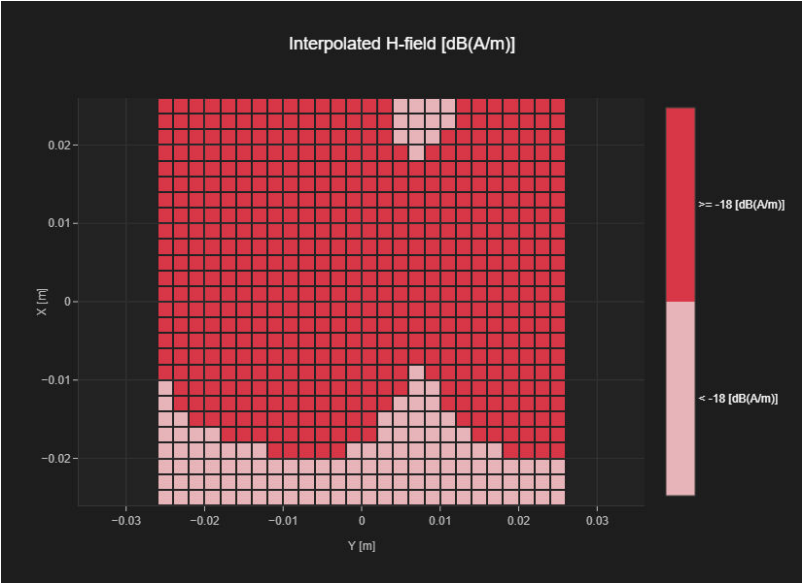
Band Name	Communication Systems Name	Channel	Frequency [MHz]
WLAN 5GHz	IEEE 802.11n (HT Mixed, 40MHz, MCS0, 90pc duty cycle)	54	5270.0

## Grid Settings

Extent X [mm]	Extent Y [mm]	Step X [mm]	Step Y [mm]	Distance [mm]
52.0	52.0	4.0	4.0	10.0

## Results

Audio File	Measurement Duration [s]	Gain [dB]	Hmax [dB(A/m)]
48k_voice_1kHz_1s.wav	2.0	-7.89	4.25



# T-Coil Noise Test Report

Measurement performed on December 13, 2024 at 13:22

## Device Under Test

Manufacturer	Model	Dimensions [mm]	Speaker Position [mm]
		146.2 x 71.8 x 7.5	144.3

## Hardware Setup

Probe Name	Probe Calibration Date	DAE Name	DAE Calibration Date
AM1DV3 - 3115	August 15, 2024	DAE4 Sn1374	October 30, 2024

## Communication Systems

Band Name	Communication Systems Name	Channel	Frequency [MHz]
WLAN 5GHz	IEEE 802.11n (HT Mixed, 40MHz, MCS0, 90pc duty cycle)	54	5270.0

## Grid Settings

Extent X [mm]	Extent Y [mm]	Step X [mm]	Step Y [mm]	Distance [mm]
52.0	52.0	4.0	4.0	10.0

## Results

Secondary Group Point Count	Secondary Group Max Longitudinal	Secondary Group Max Transverse	Hmax [dB(A/m)]
444	19	26	-25.58

